



**BAY AREA
AIR QUALITY
MANAGEMENT
DISTRICT**

**PROPOSED BUDGET
FOR
FISCAL YEAR ENDING 2017**

March 23, 2016

The Bay Area Air Quality Management District
is committed to
PROTECT AND IMPROVE PUBLIC HEALTH, AIR QUALITY, AND
THE GLOBAL CLIMATE

CORE VALUES

- Excellence*** Air District programs and policies are founded on science, developed with technical expertise, and executed with quality.
- Leadership*** The Air District will be at the forefront of air quality improvement and will pioneer new strategies to achieve healthy air and protect the climate.
- Collaboration*** Involving, listening, and engaging all stakeholders, including partner agencies, to create broad acceptance for healthy air solutions.
- Dedication*** Committed staff that live and believe the Air District's mission.
- Equity*** All Bay Area residents have the right to breathe clean air.

CONTENTS

	<u>PAGE</u>
Budget Message	
Executive Summary	1
Financial Summary.....	2
Revenues and Available Financing	2
Incentive Revenue	3
Operating Expenditures.....	4
Personnel Expenditures	4
Capital Expenditures.....	4
Planning for the Future and Cost Containment	4
District-wide Revenue and Expenditure Budgets	
Table I Consolidated Expenditures and Revenues by Major Categories.....	9
Table II: Consolidated Revenue.....	10
Table III Consolidated Expenditures.....	11
Table IV: General Fund	12
Table V: Carl Moyer Fund	13
Table VI: Mobile Source Incentive Fund (MSIF)	14
Table VII: California Goods Movement Bond (CGMB).....	15
Table VIII: Transportation Fund for Clean Air (TFCA)	16
Table IX: Other Grants Revenues	17
Table X: General Fund Expenditures by Division	18
Capital Expenditures	
Table XI: Capital Expenditure Summary	22
Table XII: Capital Expenditure Detail.....	23
PROGRAM NARRATIVES AND EXPENDITURE DETAIL	
GENERAL FUND	
Executive Office.....	27
104 Executive Office	28
105 Joint Policy Committee	30
121 Board of Directors.....	32
122 Hearing Board.....	34
123 Advisory Council.....	36
125 My Air Online	38
126 Advanced Technology Office.....	40
302 Community Engagement.....	42
309 Website Development & Maintenance	44
701 Finance/Accounting.....	46
Administrative & Human Resources Office	
106 Payroll	48
107 Benefit Administration.....	50
109 Organizational Development.....	52
111 Employment Relations	54
114 Recruitment & Testing.....	56
702 Strategic Facilities	58
703 Communications	60
707 375 Beale Street	62
708 Purchasing.....	64
709 Shared Services Organization	66

CONTENTS

710	Vehicle Maintenance.....	68	
712	Information Management Records & Content.....	77	
Legal Services Division			73
201	Legal Counsel.....	74	
202	Hearing Board Proceedings.....	76	
203	Penalties Enforcement & Settlement	78	
205	Litigation	80	
Communications Office			83
301	Media Relations.....	84	
303	Intermittent Control Programs.....	86	
305	Spare the Air (CMAQ)	88	
Strategic Incentives Division.....			91
307	Carl Moyer Program Administration	92	
311	Carbon Offset Fund	94	
313	Grant Program Development	96	
Compliance & Enforcement Division			99
401	Enforcement	100	
402	Compliance Assistance & Operations	102	
403	Compliance Assurance	104	
Engineering Division.....			107
501	Permit Evaluation	108	
502	Permit Renewals	110	
503	Air Toxics	112	
504	Permit Operations	114	
506	Title V.....	116	
507	Engineering Special Projects.....	120	
Planning & Climate Protection Division.....			121
601	Source Inventories.....	122	
602	Air Quality Plans	124	
603	Air Quality Modeling Support	126	
604	Air Quality Modeling & Research	128	
605	Mobile Source Measures	130	
608	Climate Protection	132	
609	Community Air Risk Evaluation (CARE).....	134	
Information Services Division.....			137
725	Information Systems Software Development.....	138	
726	Information Technology Engineering & Operations.....	140	
Meteorology, Measurement & Rules			143
611	Rule Development.....	144	
802	Ambient Air Monitoring	146	
803	Laboratory.....	148	
804	Source Test.....	150	
805	Meteorology	152	

CONTENTS

807	Air Monitoring Instrument Performance Evaluation.....	154
809	Bio Watch Monitoring.....	156
810	Infrastructure and Records Management.....	158
811	Mobile Monitoring.....	160

SPECIAL REVENUE FUND

306	Intermittent Control Programs (TFCA).....	164
308	Transportation Fund for Clean Air Administration (TFCA).....	166
310	Mobile Source Incentive Fund Administration (MSIF).....	168
312	Vehicle Buy Back (MSIF).....	170
315	Regional Bikeshare Program (TFCA).....	172
316	Miscellaneous Incentive Program (Other Grant).....	174
317	Regional Electric Vehicle Deployment Program (Other Grant).....	176
318	Enhanced Mobile Source Inspections Program (TFCA).....	178
323	California Goods Movement Bond-Grants Administration (CGMB).....	180

Appendices:

Appendix A:	Program Organizational Chart.....	184
Appendix B:	Selected Legal Requirements.....	185
Appendix C:	Fund Balances (Reserves and Designations).....	186
Appendix D:	Sources of Revenue and Available Financing Trends (Figure 1).....	188
Appendix E:	Budgeted Expenditure Trends (Figure 2).....	189
Appendix F:	Projected Revenue and Expenditures (Detail).....	190
Appendix G:	Definitions.....	193

(page intentionally left blank)

BUDGET MESSAGE

Jack P. Broadbent, Executive Officer/APCO

EXECUTIVE SUMMARY

This document presents the proposed budget for the Bay Area Air Quality Management District (Air District) for Fiscal Year Ending (FYE) 2017. The Air District continues its commitment to fulfill its mission, goals and objectives, through activities which focus on core and mandated programs, fiscally conservative internal controls, long range financial planning and the development of short and long-term sustainable approaches toward achieving cleaner air to protect the public's health and the environment.

The proposed budget for FYE 2017 reflects the priorities established at the Board of Directors (Board) retreat of January 20, 2016, which includes maintenance and enhancement of Air District core functions as well as work on the following **key policy initiatives**:

2016 Clean Air Plan/Regional Climate Protection Strategy – The Air District will complete the preparation of the 2016 Clean Air Plan/Regional Climate Protection Strategy (CAP/RCPS). The CAP/RCPS will present the Air District's planned activities to reduce emissions of air pollutants and greenhouse gases in order to improve air quality, public health and the global climate. The CAP/RCPS, like the 2010 Clean Air Plan it is replacing, will address four categories of pollutants: ozone, fine particulates, air toxics and greenhouse gases. The Board of Directors has established ambitious long-term goals for reducing GHGs in the Bay Area 80% below 1990 levels by 2050. The CAP/RCPS will complement the climate planning occurring at the State, regional and local levels and identify actions needed from various levels of government in order to make progress towards achieving long-term GHG goals. These activities will also improve air quality and health throughout the region and in impacted communities.

Refinery Strategy – Efforts continue to ensure that emissions and associated health risks from refineries are reduced. Adoption of amendments to existing rules as well as adoption of new rules is expected to meet the goal set by the Board of Directors to reduce refinery emissions of criteria pollutants by 20% by 2020. Rules to reduce public exposure to toxic air contaminants from refineries and other sources are currently in development. These efforts will reduce health risks in refinery communities and throughout the Bay Area. In addition, staff is working with community and industry stakeholders to evaluate strategies to achieve greenhouse gas emission reductions at Bay Area refineries.

Greenhouse Gas Rulemaking – Staff is working on amendments to the Air District permitting rules to limit greenhouse gas (GHG) emissions from new and modified sources at all facilities. In addition, staff is developing rules and rule amendments to reduce GHG emissions from oil and gas facilities, landfills, and other sources.

Regulation 2, Rule 5 Amendments

The Air District's risk management policies and procedures for the Air Toxics Permitting Program are implemented through Regulation 2, Rule 5: New Source Review of Toxic Air Contaminants. The Air District is proposing to incorporate the updated Health Risk Assessment (HRA) and Risk Management (RM) guidelines into Regulation 2, Rule 5. Overall, the proposed amendments will increase the stringency of this rule. Additional staff will be required to handle the increased workload of an estimated 100 additional HRAs and 80 additional projects requiring risk reduction methods.

Furthermore, the 2017 fiscal year will include enhancements to the Air District's comprehensive strategy to reduce residential wood smoke through enforcement, outreach, compliance assistance and a wood stove and fireplace replacement incentive program (Regulation 6, Rule 3). Other key programs that the Air District will focus on are summarized below.

Chipping Program – The goal of this program is to reduce particulate matter emissions by providing free chipping services to property owners in order to dispose of agricultural waste materials from certain qualifying agricultural operations in lieu of open-burning those materials. Staff will continue implementing the free chipping services provided by a private company hired by the Air District specifically for this program.

Greenhouse gas enforcement – Under the terms of a memorandum of understanding with the California Air Resources Board (CARB), staff will continue implementing CARB's Refrigerant Management Program (RMP) and the Landfill Control Measure regulation. The goal of the RMP and the Landfill Control Measure is to reduce greenhouse gas emissions from stationary sources such as large refrigerating units and solid waste landfills, as part of the California Global Warming Solutions Act of 2006 (AB 32).

FINANCIAL SUMMARY

Total fee revenue for FYE 2017 is projected to increase, on average, by approximately 11.8%. This is mainly due to an average 6.4% proposed increase to the fee schedules and the introduction of two new proposed fee schedules. The proposed fee schedules are in accordance with the Cost Recovery Policy previously adopted by the Board. The budgeted amount for County revenue reflects 9.8% increase over last year based upon projected increase in assessed valuation from gradual improvement in the economy nationally and in the Bay Area. Additionally, Department of Motor Vehicle registration revenues received for the Transportation Fund for Clean Air (TFCA) and the Mobile Source Incentive Fund (MSIF) will be fully expended for eligible projects and costs of administration.

The total Proposed General Fund Budget Expenditures for FYE 2017 of \$78.4 million represents a decrease of approximately \$3 million or 3.8% over the FYE 2016 GF budget. This decrease is primarily due to a combination of the following:

- \$9.0 million decrease in Other Financing Uses in FYE 2016 for one-time payment towards the acquisition of 375 Beale Street Office. The payment is expected to occur in FYE 2016.
- \$2.7 million increase in Personnel Costs reflecting an increase in filled FTE positions, salaries, employee benefits and an additional CalPERS employer contribution for FYE2017.
- \$3.4 million increase in Services and Supplies related to various items including one-time costs associated with the move to the 375 Beale Street office building.

The Proposed Consolidated Budget Expenditures of \$93.1 million (net of program distributions) decreased by approximately \$9.7 million, or 9.5%, primarily due to acquisition cost associated with 375 Beale reflected in the prior budget.

The proposed budget is balanced, reflecting a \$0.7 million transfer from General Fund reserves to cover one-time capital equipment purchases. The FYE 2017 Proposed Budget includes an economic contingency reserve policy of 20% of operating budget. This policy allows for sound financial footing and allows the District the ability to operate for a minimum of three months in the event of a total loss of projected revenue. See Appendix C for further details on District's Fund Balance.

REVENUES AND AVAILABLE FINANCING

Details of the FYE 2017 General Fund and Special Revenue Fund are displayed in Table I and Table 2. In addition, FYE 2013 (actual revenues) through FYE 2017 (projected revenues) by major categories for the General Fund are displayed in Appendix D, Figure 1.

Fee Revenue

This budget year, the Air District will continue the process of implementing fee increases as allowed under the *Health and Safety Code*. In FYE 2017, the approved fee schedule increased at an average overall rate of 6%. This increase reflects the Board's adoption of a cost recovery policy in accordance with the recommendations of the cost recovery study undertaken in 2010.

County Revenue

The County revenue budget is based on property values in the Bay Area. For FYE 2017 budget, staff is projecting a \$2.4 million or 9.8% increase in property tax receipts over the FYE 2016 Budget primarily due to increased property tax values projected in FYE 2017.

Other Sources of General Fund Revenue

Federal grants, from EPA and other federal agencies show a slight decreased of \$37,546 or 1.6%. As in the past, should the Air District receive supplemental Federal grants, the amounts will be presented to the Budget and Finance Committee for budget approval. The State Subvention grant for FYE 2017 is budgeted at \$1.7 million based on actual collections in prior year. Penalties and Settlements fluctuate from time to time; and next year projection is \$2.2 million.

INCENTIVES REVENUE

Transportation Fund for Clean Air (TFCA)

In 1991, the California State Legislature authorized the Air District to impose a \$4 surcharge on motor vehicles registered within its nine-county jurisdiction to fund projects that reduce on-road motor vehicle emissions. The Air District allocates these funds to eligible projects through the Transportation Fund for Clean Air (TFCA) program. The statutory authority for the TFCA and requirements of the program are set forth in California Health and Safety Code Sections 44241 and 44242. The Air District expends a portion of the funds collected for administrative purposes and provides the remainder of the funds to project sponsors that implement eligible projects or programs.

Sixty percent (60%) of the TFCA funds received are awarded directly by the Air District to eligible District programs (e.g., Smoking Vehicle, Enhanced Enforcement, and Spare the Air) and to a program referred to as the TFCA Regional Fund. The remaining forty percent (40%) of TFCA funds are forwarded to the designated congestion management agency within each Bay Area county to be distributed through the TFCA County Program Manager Fund program.

Mobile Source Incentive Fund (MSIF)

Assembly Bill 923 (AB 923 - Firebaugh), enacted in 2004 (codified as Health and Safety Code Section 44225), authorized local air districts to increase their motor vehicle registration surcharge up to an additional \$2 per vehicle. The revenues from the additional \$2 surcharge are deposited in the Air District's Mobile Source Incentive Fund (MSIF). The Health & Safety Code stipulates that air districts may use the revenues generated by the additional \$2 surcharge for projects eligible for funding under the following programs: Carl Moyer Program, Lower Emission School Bus Program, Light-Duty Vehicle Scrap Program, and Agricultural Assistance Program. Funds may also be used for alternative fuel and electric infrastructure projects. The Air District provides these incentives to public and private entities for the implementation of eligible projects within the region. The Air District expends a portion of the funds collected for administrative purposes and provides the remainder to project sponsors that implement eligible projects. After successful reauthorization efforts in 2013, funding for the program will be available until 2024. Revenues from this funding source are separate from the General Fund budget for accounting purposes.

Carl Moyer Program (CMP)

The Air District has participated in the Carl Moyer Program (CMP), in cooperation with the California Air Resources Board, since the program began in fiscal year 1998-1999. The CMP provides grants to public and private entities to reduce emissions of oxides of nitrogen (NOx), reactive organic gases (ROG) and particulate matter (PM) from existing heavy-duty engines by either replacing or retrofitting them. Eligible heavy-duty diesel engine applications include on-road trucks and buses, off-road equipment, marine vessels, locomotives, stationary agricultural pump engines and forklifts.

Funds available through the CMP are a result of State legislation, and are administered through CARB. After successful reauthorization efforts in 2013, funding for the program will be available until 2024.

California Goods Movement Bond (CGMB)

In November 2006, California voters authorized the Legislature to appropriate \$1 billion in bond funding to quickly reduce air pollution emissions and health risk from freight movement along California's priority trade corridors. On February 28, 2008, The California Air Resources Board approved an allocation of \$140 million from projected bond sales for emission reduction projects in the Bay Area trade corridor. To date, this program has funded projects to reduce emissions from over 2,000 diesel trucks, and install shore power infrastructure at 12 berths at the Port of Oakland. The District is currently administering the final round of CGMB funding.

OPERATING EXPENDITURES

A summary of the General Fund Expenditures by Division from FYE 2015 (actual expenditures) through FYE 2017 (projected expenditures) is displayed in Table X. In addition, the General Fund Expenditure by major categories from FYE2013 (actuals) through FYE2017 (projected expenditures) is displayed in Appendix E, Figure 2.

PERSONNEL EXPENDITURES

The budget provides for an increase in Air District personnel from 334 FTE to 345 FTE in FYE2017.

The FYE2017 budget also includes a cost of living adjustment of 2.2% based on the annual average increase in CPI for this region; which is consistent with the Employee Association MOU.

CAPITAL EXPENDITURES

The budget for FYE 2017 funds capital expenditures from both operating revenue and reserves for a total of \$3.9 million and is distributed across General Fund programs. Table IX provides details of the individual capital items. In addition, the proposed budget includes various reserves to address future capital needs of the Air District which is represented in Appendix C.

PLANNING FOR THE FUTURE AND COST CONTAINMENT

Future projections anticipate adequate revenue to meet projected expenditures with the assumption of continued attention to cost and permit fee analysis. The Air District continues to be fiscally prudent by building its reserves in an effort set to address future pension and other post-employment benefits obligations (OPEB), future capital equipment and facility needs, and uncertain fiscal situations either at local or State level or external factors affecting the economy that could impact the district's ability to balance its budgets to fund the day-to-day operations.

While the increased pickup of pension costs by employees reduced the Air District's annual obligation, premiums in employee health benefit, pension costs and OPEB obligations continue to grow. Over the last few years, the Air District has made significant efforts in funding its obligations for OPEB by making additional contributions to fund its unfunded liability. Based on June 30, 2015 actuarial valuation study for OPEB, the Air District's plan is approximately 47% funded; leaving an unfunded liability of 53% or \$33 million. As a part of the FYE 2016 Budget, the Board adopted a minimum OPEB funding target policy of 90%. For the FYE 2017 Budget, \$3.0 million is being recommended to contribute towards this effort; which is consistent with the FYE 2016 contribution amount.

Additionally, the Air District's pension obligation is also growing; especially with recent changes in actuarial assumptions by CalPERS. As a result, CalPERS anticipates increased employer rates over the next 5 years. Based on the June 30, 2014 CalPERS actuarial valuation study, the Air District is currently funded at approximately 81.4%; leaving an unfunded liability of 18.6% or approximately \$48 million. Given these potential impacts the District as a part of the FYE 2017 Budget,

recommends paying an additional 5% of the Annual Required Contribution (ARC) towards reducing the unfunded liability in an effort to minimize the impact of future rate increases for the Air District; which is consistent with the FYE 2016 prefund contribution amount.

Staff will continue to identify and maintain a level of effort to achieve District mandates and continually monitor the pattern of revenues versus expenditures. Maintaining a strong financial position, operating cash requirements, and continued assessment and refinement for measuring achievements, preparation and availability of financial data, and personnel resource allocation will assist in guiding the District towards meeting its mission, goals and objectives.

(page intentionally left blank)

**DISTRICT-WIDE REVENUE AND EXPENDITURE
BUDGETS**

(page intentionally left blank)

TABLE I
CONSOLIDATED REVENUES AND EXPENDITURES BY MAJOR CATEGORIES

	FYE 2015 AUDITED ACTUALS			FYE 2016 AMENDED BUDGET			FYE 2017 PROPOSED BUDGET		
	GENERAL FUND	SPECIAL FUNDS	TOTAL FUNDS	GENERAL FUND	SPECIAL FUNDS	TOTAL FUNDS	GENERAL FUND	SPECIAL FUNDS	TOTAL FUNDS
REVENUES									
County Revenues	\$25,859,397		\$25,859,397	\$24,479,345		\$24,479,345	\$26,869,727		\$26,869,727
Permits/Fees	\$37,390,234		\$37,390,234	\$36,475,000		\$36,475,000	\$40,789,976		\$40,789,976
Grant Revenues	\$3,743,631	\$60,015,249	\$63,758,880	\$2,370,117	\$64,323,141	\$66,693,258	\$2,332,571	\$59,077,333	\$61,409,904
Other Revenues	\$5,660,882		\$5,660,882	\$4,522,000		\$4,522,000	\$4,672,000		\$4,672,000
Sub Total	\$72,654,144	\$60,015,249	\$132,669,393	\$67,846,462	\$64,323,141	\$132,169,603	\$74,664,274	\$59,077,333	\$133,741,607
Reimbursements Programs	\$2,040,832		\$2,040,832	\$2,356,475		\$2,356,475	\$2,173,461		\$2,173,461
Transfer in	\$1,331,435	\$425,000	\$1,756,435	\$963,171	\$659,587	\$1,622,758	\$840,290	\$455,462	\$1,295,752
Transfer from / (to) Reserves	(\$8,329,929)		(\$8,329,929)	\$10,316,825		\$10,316,825	\$705,934		\$705,934
TOTAL REVENUE	\$67,696,482	\$60,440,249	\$128,136,731	\$81,482,933	\$64,982,728	\$146,465,660	\$78,383,959	\$59,532,795	\$137,916,754
EXPENDITURES									
Personnel & Benefits	\$47,583,273	\$3,902,464	\$51,485,737	\$49,694,892	\$4,697,331	\$54,392,223	\$52,424,072	\$4,149,227	\$56,573,299
Services and Supplies	\$14,312,841	\$10,944,874	\$25,257,715	\$18,060,988	\$15,798,478	\$33,859,466	\$21,538,491	\$9,772,800	\$31,311,291
Capital Expenditures	\$3,971,968		\$3,971,968	\$4,000,615		\$4,000,615	\$3,965,934		\$3,965,934
Other Financing Uses				\$9,000,000		\$9,000,000			
Sub Total	\$65,868,081	\$14,847,339	\$80,715,396	\$80,756,494	\$20,495,809	\$101,252,302	\$77,928,497	\$13,922,027	\$91,850,524
Program Distributions	\$1,403,397	\$44,261,476	\$45,664,897		\$43,523,748	\$43,523,748		\$44,770,478	\$44,770,478
Transfer Out	\$425,000	\$1,331,435	\$1,756,435	\$726,439	\$963,171	\$1,689,610	\$455,462	\$840,290	\$1,295,752
TOTAL EXPENDITURE	\$67,696,482	\$60,440,249	\$128,136,731	\$81,482,933	\$64,982,728	\$146,465,660	\$78,383,959	\$59,532,795	\$137,916,754

**TABLE II
CONSOLIDATED REVENUES**

	FYE 2015 Audited Revenue	FYE 2016 Amended Revenue	FYE 2017 Proposed Budget	Dollar Change	Percent Change
GENERAL FUND					
<u>County Revenues:</u>					
Alameda	\$4,590,000	\$4,450,423	\$4,755,763	\$305,340	6.86%
Contra Costa	\$3,019,343	\$2,805,510	\$3,186,968	\$381,458	13.60%
Marin	\$1,251,191	\$1,219,920	\$1,435,275	\$215,355	17.65%
Napa	\$872,824	\$818,040	\$967,722	\$149,682	18.30%
San Francisco	\$3,680,507	\$3,764,614	\$3,952,845	\$188,231	5.00%
San Mateo	\$3,560,296	\$3,350,700	\$3,708,509	\$357,809	10.68%
Santa Clara	\$6,971,062	\$6,242,298	\$6,741,428	\$499,130	8.00%
Solano	\$678,972	\$621,690	\$667,104	\$45,414	7.30%
Sonoma	\$1,235,203	\$1,206,150	\$1,454,113	\$247,963	20.56%
Total County Revenues	\$25,859,397	\$24,479,345	\$26,869,727	\$2,390,382	9.76%
<u>Permits/Fees:</u>					
Annual Plant Renewal	\$27,121,242	\$26,680,000	\$30,005,511	\$3,325,511	12.46%
Title V Permit Fees	\$4,490,995	\$4,325,000	\$4,687,437	\$362,437	8.38%
Asbestos Fees	\$3,247,403	\$2,400,000	\$2,600,000	200,000.00	8.33%
Toxic Inventory Fees (AB2588)	\$408,666	\$555,000	\$392,953	(\$162,047)	(29.20%)
Registration Fees	\$144,807	\$200,000	\$410,775	210,775.00	105.39%
Hearing Board Fees (Variances)	\$31,765	\$20,000	\$20,000		
Greenhouse Gas Fees	\$1,945,357	\$2,295,000	\$2,673,300	\$378,300	16.48%
Total Permit Fees	\$37,390,234	\$36,475,000	\$40,789,976	\$4,314,976	11.83%
<u>Grant Revenues:</u>					
Carl Moyer	\$361,797	\$544,838	\$446,555	(\$98,283)	(18.04%)
Federal Grants	\$2,559,252	\$1,825,279	\$1,886,016	\$60,737	3.33%
Other Grants	\$822,581				
Total Grant Revenues	\$3,743,631	\$2,370,117	\$2,332,571	(\$37,546)	(1.58%)
<u>Other Revenues:</u>					
Penalties and Settlements	\$2,712,385	\$2,000,000	\$2,200,000	200,000.00	10.00%
State Subvention	\$1,723,225	\$1,722,000	\$1,722,000		
PERP(Portable Equip Registration)	\$608,087	\$400,000	\$400,000		
Interest Income	\$494,601	\$200,000	\$200,000		
Miscellaneous Revenue	\$122,584	\$200,000	\$150,000	(\$50,000)	(25.00%)
Total Other Revenues	\$5,660,882	\$4,522,000	\$4,672,000	\$150,000	3.32%
<u>Reimbursement Programs:</u>					
CMAQ Funding	\$888,698	\$885,000	\$885,000		
DHS Biow atch Funding	\$1,152,134	\$1,471,475	\$1,288,461	(\$183,014)	(12.44%)
Total Reimbursement Programs	\$2,040,832	\$2,356,475	\$2,173,461	(\$183,014)	(7.77%)
<u>Transfer from / (to) Reserves:</u>	(\$8,329,929)	\$10,316,825	\$705,934	(\$9,610,891)	(93.16%)
<u>Transfer In:</u>	\$1,331,435	\$963,171	\$840,290	(\$122,881)	(12.76%)
Total General Fund Revenues	\$67,696,482	\$81,482,933	\$78,383,959	(\$3,098,974)	(3.80%)
SPECIAL REVENUE FUNDS					
<u>Grant Programs:</u>					
Carl Moyer Fund	\$8,851,906	\$10,501,931	\$6,698,331	(\$3,803,600)	(36.22%)
Mobile Source Incentives Fund	\$20,470,940	\$11,000,000	\$11,965,946	\$965,947	8.78%
California Goods Movement Bond	\$7,565,044	\$8,000,000	\$16,480,748	\$8,480,748	106.01%
Transportation Fund for Clean Air	\$21,418,431	\$23,237,261	\$17,803,999	(\$5,433,262)	(23.38%)
Other Grants Revenue	\$1,708,929	\$11,591,732	\$6,127,295	(\$5,464,437)	(47.14%)
Transfer In	\$425,000	\$651,803	\$455,462	(\$196,341)	(30.12%)
Total Special Revenue Funds	\$60,440,249	\$64,982,727	\$59,531,781	(\$5,450,945)	(8.39%)
TOTAL CONSOLIDATED REVENUES	\$128,136,731	\$146,465,660	\$137,916,754	(\$8,549,919)	(5.84%)

TABLE III
CONSOLIDATED EXPENDITURES

	FYE 2015 Audited Program Expenditures	FYE 2016 Amended Program Budget	FYE 2017 Proposed Program Budget	FTE/Dollar Change	Percent Change
Number of Positions (FTE)	317.00	334.00	345.00	11	3.29%
Personnel Expenditures					
Permanent Salaries	\$33,883,373	\$36,405,814	\$38,052,679	\$1,646,865	4.52%
Overtime Salaries	\$401,376	\$326,408	\$313,428	(\$12,980)	(3.98%)
Temporary Salaries	\$620,358	\$492,554	\$297,554	(\$195,000)	(39.59%)
Payroll Taxes	\$578,597	\$528,579	\$547,651	\$19,072	3.61%
Pension Benefits	\$4,267,033	\$5,519,830	\$6,251,104	\$731,274	13.25%
FICA Replacement Benefits	\$1,137,833	\$602,960	\$615,104	\$12,144	2.01%
Group Insurance Benefits	\$7,033,436	\$8,190,618	\$8,842,732	\$652,114	7.96%
Employee Transportation Subsidy	\$353,486	\$480,048	\$502,200	\$22,152	4.61%
Workers' Compensation	\$138,648	\$230,000	\$230,000		
Other Post-Employment Benefits	\$3,000,000	\$3,000,000	\$3,000,000		
Board Stipends	\$71,597	\$92,000	\$92,000		
Vacancy Savings		(\$1,476,588)	(\$2,171,153)	(\$694,565)	47.04%
Total Personnel Expenditures	\$51,485,737	\$54,392,223	\$56,573,299	\$2,181,077	4.01%
Services & Supplies Expenditures					
Travel In-State	\$131,681	\$211,023	\$247,359	\$36,336	17.22%
Travel Out-Of-State	\$71,611	\$66,142	\$135,776	\$69,634	105.28%
Training & Education	\$205,088	\$647,016	\$692,124	\$45,108	6.97%
Repair & Maintenance (Equipment)	\$628,876	\$904,278	\$947,684	\$43,406	4.80%
Communications	\$563,367	\$717,189	\$734,081	\$16,892	2.36%
Building Maintenance	\$771,778	\$374,796	\$262,707	(\$112,089)	(29.91%)
Utilities	\$478,671	\$311,096	\$188,013	(\$123,083)	(39.56%)
Postage	\$45,896	\$140,340	\$140,340		
Printing & Reproduction	\$155,338	\$466,439	\$498,839	\$32,400	6.95%
Equipment Rental		\$1,000		(\$1,000)	(100.00%)
Rents & Leases	\$2,298,154	\$2,269,540	\$2,582,451	\$312,911	13.79%
Professional Services & Contracts	\$18,184,997	\$25,714,726	\$22,539,652	(\$3,175,074)	(12.35%)
General Insurance	\$559,274	\$650,000	\$650,000		
Shop & Field Supplies	\$240,637	\$408,939	\$492,305	\$83,366	20.39%
Laboratory Supplies	\$140,100	\$143,627	\$147,182	\$3,555	2.48%
Gasoline & Variable Fuel	\$170,089	\$150,000	\$200,000	\$50,000	33.33%
Computer Hardware & Software	\$254,850	\$502,959	\$648,522	\$145,563	28.94%
Stationery & Office Supplies	\$48,702	\$100,827	\$116,652	\$15,825	15.70%
Books & Journals	\$39,719	\$57,776	\$60,851	\$3,075	5.32%
Minor Office Equipment	\$3,442	\$21,753	\$26,753	\$5,000	22.99%
Non-Capital Assets	\$265,447				
Total Services & Supplies Expenditures	\$25,257,715	\$33,859,466	\$31,311,291	(\$2,548,175)	(7.53%)
Capital Expenditures					
Computer & Network Equipment	\$2,739,828	\$3,175,000	\$2,800,000	(\$375,000)	(11.81%)
Motorized Equipment		\$40,790	\$89,900	\$49,110	120.40%
Lab & Monitoring Equipment	\$809,615	\$416,825	\$676,034	\$259,209	62.19%
Communications Equipment	\$362,476	\$368,000	\$400,000	\$32,000	8.70%
Total Capital Expenditures	\$3,971,968	\$4,000,615	\$3,965,934	(\$34,681)	(0.87%)
Other Financing Uses		\$9,000,000		(\$9,000,000)	(100.00%)
Total Expenditures	\$80,715,420	\$101,252,303	\$91,850,524	(\$9,401,779)	(9.29%)
Transfer Out	\$1,756,435	\$1,689,610	\$1,295,752	(\$393,858)	(23.31%)
Program Distributions	\$45,664,873	\$43,523,748	\$44,770,478	\$1,246,730	2.86%
Total Expenditures Including Program Distributions	\$128,136,731	\$146,465,660	\$137,916,754	(\$8,548,906)	(5.84%)

**TABLE IV
GENERAL FUND**

	FYE 2015 Audited Program Expenditures	FYE 2016 Amended Program Budget	FYE 2017 Proposed Program Budget	FTE/Dollar Change	Percent Change
Number of Positions (FTE)	287.71	307.94	315.58	7.64	2.48%
Revenue					
General Revenues	\$66,365,047	\$80,519,762	\$77,543,669	(\$2,976,093)	(3.70%)
Transfer in from TFCA/MSIF	\$1,331,435	\$963,171	\$840,290	(\$122,881)	(12.76%)
Total Revenue	\$67,696,482	\$81,482,933	\$78,383,959	(\$3,098,974)	(3.80%)
Personnel Expenditures					
Permanent Salaries	\$31,334,506	\$33,464,997	\$35,407,494	\$1,942,497	5.80%
Overtime Salaries	\$319,143	\$311,408	\$297,428	(\$13,980)	(4.49%)
Temporary Salaries	\$389,599	\$87,554	\$77,554	(\$10,000)	(11.42%)
Payroll Taxes	\$541,002	\$480,797	\$506,883	\$26,086	5.43%
Pension Benefits	\$3,944,203	\$5,074,436	\$5,817,803	\$743,367	14.65%
FICA Replacement Benefits	\$1,110,175	\$570,624	\$584,637	\$14,013	2.46%
Group Insurance Benefits	\$6,641,759	\$7,670,136	\$8,350,251	\$680,114	8.87%
Employee Transportation Subsidy	\$327,592	\$448,726	\$470,196	\$21,470	4.78%
Workers' Compensation	\$130,695	\$211,542	\$212,980	\$1,438	0.68%
Other Post-Employment Benefits	\$2,773,002	\$2,759,260	\$2,778,000	\$18,740	0.68%
Board Stipends	\$71,597	\$92,000	\$92,000		
Vacancy Savings		(\$1,476,588)	(\$2,171,153)	(\$694,565)	47.04%
Total Personnel Expenditures	\$47,583,273	\$49,694,892	\$52,424,072	\$2,729,180	5.49%
Services & Supplies Expenditures					
Travel In-State	\$126,984	\$181,623	\$222,759	\$41,136	22.65%
Travel Out-Of-State	\$70,268	\$66,142	\$135,776	\$69,634	105.28%
Training & Education	\$205,088	\$629,216	\$673,424	\$44,208	7.03%
Repair & Maintenance (Equipment)	\$628,876	\$904,278	\$947,684	\$43,406	4.80%
Communications	\$556,687	\$708,089	\$727,981	\$19,892	2.81%
Building Maintenance	\$771,778	\$374,796	\$262,707	(\$112,089)	(29.91%)
Utilities	\$478,350	\$310,696	\$187,613	(\$123,083)	(39.62%)
Postage	\$45,896	\$131,240	\$131,240		
Printing & Reproduction	\$149,500	\$439,439	\$471,839	\$32,400	7.37%
Equipment Rental		\$1,000		(\$1,000)	(100.00%)
Rents & Leases	\$2,273,758	\$2,239,540	\$2,552,451	\$312,911	13.97%
Professional Services & Contracts	\$7,286,045	\$10,062,648	\$12,906,152	\$2,843,504	28.26%
General Insurance	\$559,274	\$650,000	\$650,000		
Shop & Field Supplies	\$240,637	\$403,239	\$486,605	\$83,366	20.67%
Laboratory Supplies	\$140,100	\$143,627	\$147,182	\$3,555	2.48%
Gasoline & Variable Fuel	\$170,089	\$150,000	\$200,000	\$50,000	33.33%
Computer Hardware & Software	\$253,658	\$493,059	\$638,122	\$145,063	29.42%
Stationery & Office Supplies	\$47,246	\$95,127	\$111,652	\$16,525	17.37%
Books & Journals	\$39,719	\$56,876	\$59,951	\$3,075	5.41%
Minor Office Equipment	\$3,442	\$20,353	\$25,353	\$5,000	24.57%
Non-Capital Assets	\$265,447				
Total Services & Supplies Expenditures	\$14,312,841	\$18,060,988	\$21,538,491	\$3,477,503	19.25%
Capital Expenditures					
Leasehold Improvements	\$54,062				
Office Equipment	\$5,987				
Computer & Network Equipment	\$2,739,828	\$3,175,000	\$2,800,000	(\$375,000)	(11.81%)
Motorized Equipment		\$40,790	\$89,900	\$49,110	120.40%
Lab & Monitoring Equipment	\$809,615	\$416,825	\$676,034	\$259,209	62.19%
Communications Equipment	\$362,476	\$368,000	\$400,000	\$32,000	8.70%
Total Capital Expenditures	\$3,971,968	\$4,000,615	\$3,965,934	(\$34,681)	(0.87%)
Other Financing Uses		\$9,000,000		(\$9,000,000)	(100.00%)
Transfer Out	\$425,000	\$726,439	\$455,462	(\$270,977)	(37.30%)
Total Expenditures	\$66,293,081	\$81,482,933	\$78,383,959	(\$3,098,975)	(3.80%)
Program Distributions	\$1,403,397				
Total Expenditures Including Program Distributions	\$67,696,482	\$81,482,933	\$78,383,959	(\$3,098,975)	(3.80%)

**TABLE V
CARL MOYER FUND**

	FYE 2015 Audited Program Expenditures	FYE 2016 Amended Program Budget	FYE 2017 Proposed Program Budget	FTE/Dollar Change	Percent Change
Number of Positions (FTE)	2.75	2.81	2.41	(0.40)	(14.23%)
Revenue					
Admin Cost Income	\$361,797	\$544,838	\$393,248	(\$151,590)	(27.82%)
Program Revenues	\$8,851,906	\$10,501,931	\$6,698,331	(\$3,803,600)	(36.22%)
General Fund Subsidy		\$62,728		(\$62,728)	(100.00%)
Total Revenue	\$9,213,703	\$11,109,497	\$7,091,579	(\$4,017,918)	(36.17%)
Personnel Expenditures					
Permanent Salaries	\$247,590	\$378,092	\$240,451	(\$137,641)	(36.40%)
Overtime Salaries	\$1,074	\$6,000	\$6,000		
Temporary Salaries	\$9,384				
Payroll Taxes	\$3,649	\$5,458	\$3,501	(\$1,957)	(35.86%)
Pension Benefits	\$31,266	\$57,377	\$39,608	(\$17,769)	(30.97%)
FICA Replacement Benefits	\$2,719	\$4,019	\$2,718	(\$1,300)	(32.35%)
Group Insurance Benefits	\$38,368	\$65,740	\$43,671	(\$22,069)	(33.57%)
Employee Transportation Subsidy	\$2,413	\$5,468	\$2,772	(\$2,696)	(49.31%)
Workers' Compensation	\$773	\$2,294	\$1,519	(\$775)	(33.78%)
Other Post-Employment Benefits	\$22,050	\$29,918	\$19,808	(\$10,110)	(33.79%)
Total Personnel Expenditures	\$359,286	\$554,366	\$360,048	(\$194,318)	(35.05%)
Services & Supplies Expenditures					
Travel In-State	\$77	\$2,000	\$2,000		
Travel Out-Of-State					
Training & Education		\$1,500	\$1,500		
Repair & Maintenance (Equipment)					
Communications					
Building Maintenance					
Utilities					
Postage					
Printing & Reproduction		\$1,500	\$1,500		
Equipment Rental					
Rents & Leases					
Professional Services & Contracts	\$2,352	\$45,000	\$25,000	(\$20,000)	(44.44%)
General Insurance					
Shop & Field Supplies		\$1,000	\$1,000		
Laboratory Supplies					
Gasoline & Variable Fuel					
Computer Hardware & Software		\$1,000	\$1,000		
Stationery & Office Supplies	\$83	\$600	\$600		
Books & Journals		\$100	\$100		
Minor Office Equipment		\$500	\$500		
Depreciation & Amortization					
Non-Capital Assets					
Total Services & Supplies Expenditures	\$2,511	\$53,200	\$33,200	(\$20,000)	(37.59%)
Capital Expenditures					
Office Equipment					
Computer & Network Equipment					
Motorized Equipment					
General Equipment					
Total Capital Expenditures					
Transfer Out					
Total Expenditures	\$361,797	\$607,566	\$393,248	(\$214,318)	(35.27%)
Program Distributions	\$8,851,906	\$10,501,931	\$6,698,331	(\$3,803,600)	(36.22%)
Total Expenditures Including Program Distributions	\$9,213,703	\$11,109,497	\$7,091,579	(\$4,017,918)	(36.17%)

**TABLE VI
MOBILE SOURCE INCENTIVE FUND (MSIF)**

	FYE 2015 Audited Program Expenditures	FYE 2016 Amended Program Budget	FYE 2017 Proposed Program Budget	FTE/Dollar Change	Percent Change
Number of Positions (FTE)	3.12	3.35	4.34	0.99	29.55%
Revenue					
Admin Cost Income	\$7,957,286	\$795,322	\$662,672	(\$132,650)	(16.68%)
Program Revenues	\$12,513,654	\$10,204,678	\$11,303,274	\$1,098,596	10.77%
Transfer in from General Fund		\$14,616		(\$14,616)	(100.00%)
Total Revenue	\$20,470,940	\$11,014,616	\$11,965,946	\$951,330	8.64%
Personnel Expenditures					
Permanent Salaries	\$336,015	\$375,003	\$446,089	\$71,086	18.96%
Overtime Salaries	\$5,043	\$5,000	\$5,000		
Temporary Salaries					
Payroll Taxes	\$5,095	\$5,396	\$6,386	\$990	18.35%
Pension Benefits	\$43,818	\$56,865	\$73,244	\$16,379	28.80%
FICA Replacement Benefits	\$3,745	\$4,008	\$4,896	\$888	22.16%
Group Insurance Benefits	\$53,112	\$66,107	\$82,784	\$16,677	25.23%
Employee Transportation Subsidy	\$3,959	\$5,636	\$5,868	\$232	4.12%
Workers' Compensation	\$1,066	\$2,288	\$2,735	\$447	19.54%
Other Post-Employment Benefits	\$30,429	\$29,836	\$35,671	\$5,835	19.56%
Board Stipends					
Total Personnel Expenditures	\$482,281	\$550,138	\$662,672	\$112,534	20.46%
Services & Supplies Expenditures					
Travel In-State	\$1,460	\$2,000	\$2,000		
Travel Out-Of-State					
Training & Education		\$1,500	\$1,500		
Repair & Maintenance (Equipment)					
Communications		\$100	\$100		
Building Maintenance					
Utilities					
Postage					
Printing & Reproduction	\$99	\$1,500	\$1,500		
Equipment Rental					
Rents & Leases					
Professional Services & Contracts	\$7,389,366	\$7,250,000	\$7,240,000	(\$10,000)	(0.14%)
General Insurance					
Shop & Field Supplies					
Laboratory Supplies					
Gasoline & Variable Fuel					
Computer Hardware & Software	\$145	\$3,000	\$3,000		
Stationery & Office Supplies	\$173	\$500	\$500		
Books & Journals		\$200	\$200		
Minor Office Equipment		\$1,000	\$1,000		
Non-Capital Assets					
Total Services & Supplies Expenditures	\$7,391,243	\$7,259,800	\$7,249,800	(\$10,000)	(0.14%)
Capital Expenditures					
Computer & Network Equipment					
Motorized Equipment					
Communications Equipment					
General Equipment					
Total Capital Expenditures					
Transfer Out	\$83,762		\$35,781	\$35,781	
Total Expenditures	\$7,957,286	\$7,809,938	\$7,948,253	\$138,315	1.77%
Program Distributions	\$12,513,654	\$3,204,678	\$4,017,694	\$813,016	25.37%
Total Expenditures Including Program Distributions	\$20,470,940	\$11,014,616	\$11,965,946	\$951,331	8.64%

**TABLE VII
CALIFORNIA GOODS MOVEMENT BOND (CGMB)**

	FYE 2015 Audited Program Expenditures	FYE 2016 Amended Program Budget	FYE 2017 Proposed Program Budget	FTE/Dollar Change	Percent Change
Number of Positions (FTE)	3.12	2.25	4.56	2.31	102.67%
Revenue					
Admin Cost Income	\$204,776	\$400,000	\$480,748	\$80,748	20.19%
Program Revenues	\$7,360,268	\$7,600,000	\$16,000,000	\$8,400,000	110.53%
Transfer in from General Fund	\$425,000	\$637,187	\$455,462	(\$181,725)	(28.52%)
Total Revenue	\$7,990,044	\$8,637,187	\$16,936,210	\$8,299,023	96.08%
Personnel Expenditures					
Permanent Salaries	\$311,205	\$341,417	\$393,770	\$52,353	15.33%
Overtime Salaries	\$2,402	\$10,000	\$10,000		
Temporary Salaries	\$166,659	\$405,000	\$220,000	(\$185,000)	(45.68%)
Payroll Taxes	\$4,503	\$10,858	\$8,892	(\$1,966)	(18.11%)
Pension Benefits	\$38,580	\$51,710	\$64,472	\$12,762	24.68%
FICA Replacement Benefits	\$3,319	\$3,533	\$5,144	\$1,611	45.60%
Group Insurance Benefits	\$46,895	\$61,163	\$68,360	\$7,197	11.77%
Employee Transportation Subsidy	\$3,265	\$5,189	\$5,220	\$31	0.59%
Workers' Compensation	\$953	\$2,016	\$2,873	\$857	42.51%
Other Post-Employment Benefits	\$27,212	\$26,301	\$37,479	\$11,178	42.50%
Board Stipends					
Total Personnel Expenditures	\$604,994	\$917,187	\$816,210	(\$100,977)	(11.01%)
Services & Supplies Expenditures					
Travel In-State	\$30	\$2,000	\$2,000		
Travel Out-Of-State					
Training & Education		\$1,500	\$1,500		
Repair & Maintenance (Equipment)					
Communications					
Building Maintenance					
Utilities	\$321	\$400	\$400		
Postage		\$100	\$100		
Printing & Reproduction		\$500	\$500		
Equipment Rental					
Rents & Leases	\$24,396	\$30,000	\$30,000		
Professional Services & Contracts		\$80,000	\$80,000		
General Insurance					
Shop & Field Supplies		\$3,000	\$3,000		
Laboratory Supplies					
Gasoline & Variable Fuel					
Computer Hardware & Software		\$1,500	\$1,500		
Stationery & Office Supplies	\$36	\$1,000	\$1,000		
Books & Journals					
Minor Office Equipment					
Non-Capital Assets					
Total Services & Supplies Expenditures	\$24,783	\$120,000	\$120,000		
Capital Expenditures					
Office Equipment					
Computer & Network Equipment					
Motorized Equipment					
Communications Equipment					
General Equipment					
Total Capital Expenditures					
Transfers Out					
Total Expenditures	\$629,777	\$1,037,187	\$936,210	(\$100,977)	(9.74%)
Program Distributions	\$7,360,267	\$7,600,000	\$16,000,000	\$8,400,000	110.53%
Total Expenditures Including Program Distributions	\$7,990,044	\$8,637,187	\$16,936,210	\$8,299,023	96.08%

**TABLE VIII
TRANSPORTATION FUND FOR CLEAN AIR (TFCA)**

	FYE 2015 Audited Program Expenditures	FYE 2016 Amended Program Budget	FYE 2017 Proposed Program Budget	FTE/Dollar Change	Percent Change
Number of Positions (FTE)	19.23	18.61	15.67	(2.94)	(15.80%)
Revenue					
Admin Cost Income	\$1,246,837	\$1,312,990	\$1,396,565	\$83,575	6.37%
Program Revenues	\$20,171,594	\$21,924,271	\$16,407,434	(\$5,516,837)	(25.16%)
Total Revenue	\$21,418,431	\$23,237,261	\$17,803,999	(\$5,433,262)	(23.38%)
Personnel Expenditures					
Permanent Salaries	\$1,839,220	\$2,025,560	\$1,550,649	(\$474,911)	(23.45%)
Overtime Salaries	\$73,820				
Temporary Salaries	\$64,100				
Payroll Taxes	\$27,078	\$28,722	\$21,893	(\$6,830)	(23.78%)
Pension Benefits	\$232,562	\$306,833	\$253,999	(\$52,835)	(17.22%)
FICA Replacement Benefits	\$19,931	\$22,753	\$17,676	(\$5,078)	(22.32%)
Group Insurance Benefits	\$282,233	\$360,391	\$292,326	(\$68,065)	(18.89%)
Employee Transportation Subsidy	\$18,114	\$17,428	\$16,524	(\$904)	(5.19%)
Workers' Compensation	\$5,739	\$12,988	\$9,875	(\$3,113)	(23.97%)
Other Post-Employment Benefits	\$163,799	\$169,398	\$128,795	(\$40,603)	(23.97%)
Board Stipends					
Total Personnel Expenditures	\$2,726,597	\$2,944,074	\$2,291,736	(\$652,338)	(22.16%)
Services & Supplies Expenditures					
Travel In-State	\$1,556	\$13,200	\$10,600	(\$2,600)	(19.70%)
Travel Out-Of-State	\$1,343				
Training & Education		\$11,200	\$11,700	\$500	4.46%
Repair & Maintenance (Equipment)					
Communications	\$6,681	\$9,000	\$6,000	(\$3,000)	(33.33%)
Building Maintenance					
Utilities					
Postage		\$9,000	\$9,000		
Printing & Reproduction	\$5,739	\$25,000	\$25,000		
Equipment Rental					
Rents & Leases					
Professional Services & Contracts	\$1,890,900	\$7,532,778	\$1,578,500	(\$5,954,278)	(79.04%)
General Insurance					
Shop & Field Supplies		\$2,700	\$2,700		
Laboratory Supplies					
Gasoline & Variable Fuel					
Computer Hardware & Software	\$1,047	\$5,400	\$5,900	\$500	9.26%
Stationery & Office Supplies	\$1,247	\$3,700	\$3,000	(\$700)	(18.92%)
Books & Journals		\$500	\$500		
Minor Office Equipment		\$400	\$400		
Non-Capital Assets					
Total Services & Supplies Expenditures	\$1,908,512	\$7,612,878	\$1,653,300	(\$5,959,578)	(78.28%)
Capital Expenditures					
Office Equipment					
Computer & Network Equipment					
Motorized Equipment					
Lab & Monitoring Equipment					
Communications Equipment					
General Equipment					
Total Capital Expenditures					
Transfers Out	\$1,247,673	\$963,171	\$804,510	(\$158,661)	(16.47%)
Total Expenditures	\$5,882,782	\$11,520,123	\$4,749,546	(\$6,770,577)	(58.77%)
Program Distributions	\$15,535,649	\$11,717,138	\$13,054,453	\$1,337,315	11.41%
Total Expenditures Including Program Distributions	\$21,418,431	\$23,237,261	\$17,803,999	(\$5,433,262)	(23.38%)

**TABLE IX
OTHER GRANTS REVENUE FUND**

	FYE 2015 Audited Program Expenditures	FYE 2016 Amended Program Budget	FYE 2017 Proposed Program Budget	FTE/Dollar Change	Percent Change
Number of Positions (FTE)	1.06	1.85	2.44	0.59	31.89%
Revenue					
Admin Cost Income	\$90,242	\$302,432	\$377,595	\$75,163	24.85%
Program Revenues	\$1,618,687	\$11,289,300	\$5,749,700	(\$5,539,600)	(49.07%)
Total Revenue	\$1,708,929	\$11,591,732	\$6,127,295	(\$5,464,437)	(47.14%)
Personnel Expenditures					
Permanent Salaries	\$62,427	\$198,837	\$254,677	\$55,841	28.08%
Overtime Salaries	\$967				
Temporary Salaries					
Payroll Taxes	\$919	\$2,807	\$3,584	\$777	27.70%
Pension Benefits	\$7,869	\$29,985	\$41,586	\$11,601	38.69%
FICA Replacement Benefits	\$662	\$2,042	\$2,752	\$710	34.76%
Group Insurance Benefits	\$9,438	\$32,821	\$49,011	\$16,190	49.33%
Employee Transportation Subsidy	\$556	\$3,069	\$4,392	\$1,323	43.11%
Workers' Compensation	\$195	\$1,166	\$1,537	\$371	31.82%
Other Post-Employment Benefits	\$5,559	\$15,205	\$20,055	\$4,850	31.90%
Board Stipends					
Total Personnel Expenditures	\$88,592	\$285,932	\$377,595	\$91,663	32.06%
Services & Supplies Expenditures					
Travel In-State	\$1,650	\$12,200	\$10,000	(\$2,200)	(18.03%)
Travel Out-Of-State					
Training & Education		\$3,600	\$4,000	\$400	11.11%
Repair & Maintenance (Equipment)					
Communications					
Building Maintenance					
Utilities					
Postage					
Printing & Reproduction					
Equipment Rental					
Rents & Leases					
Professional Services & Contracts	\$1,618,686	\$789,300	\$735,000	(\$54,300)	(6.88%)
General Insurance					
Shop & Field Supplies					
Laboratory Supplies					
Gasoline & Variable Fuel					
Computer Hardware & Software					
Stationery & Office Supplies		\$500	\$500		
Books & Journals		\$200	\$200		
Minor Office Equipment					
Non-Capital Assets					
Total Services & Supplies Expenditures	\$1,620,336	\$805,800	\$749,700	(\$56,100)	(6.96%)
Capital Expenditures					
Office Equipment					
Computer & Network Equipment					
Motorized Equipment					
Lab & Monitoring Equipment					
Communications Equipment					
General Equipment					
Total Capital Expenditures					
Transfers Out					
Total Expenditures	\$1,708,929	\$1,091,732	\$1,127,295	\$35,563	3.26%
Program Distributions		\$10,500,000	\$5,000,000	(\$5,500,000)	(52.38%)
Total Expenditures Including Program Distributions	\$1,708,929	\$11,591,732	\$6,127,295	(\$5,464,437)	(47.14%)

**TABLE X
GENERAL FUND EXPENDITURES BY DIVISION**

	FYE 2015 Audited Program Expenditures	FYE 2016 Amended Program Budget	FYE 2017 Proposed Program Budget	FTE/Dollar Change	Percent Change
Executive Office					
Executive	\$3,344,564	\$2,995,510	\$4,128,549	\$1,133,040	37.82%
Joint Policy Committee		\$255,000	\$255,000		
Board of Directors	\$136,846	\$212,405	\$181,344	(\$31,062)	(14.62%)
Hearing Board	\$55,069	\$65,623	\$60,720	(\$4,903)	(7.47%)
Advisory Council	\$26,813	\$22,606	\$25,000	\$2,394	10.59%
My Air Online	\$3,933,275	\$4,088,250	\$3,260,599	(\$827,652)	(20.24%)
Advance Technology			\$459,588	\$459,588	
Community Outreach	\$470,927	\$1,046,234	\$1,388,992	\$342,758	32.76%
Website Development & Maintenance	\$857,437	\$977,912	\$944,997	(\$32,915)	(3.37%)
Finance/Accounting	\$1,349,855	\$1,574,315	\$1,862,482	\$288,168	18.30%
Total Executive	\$10,174,785	\$11,237,855	\$12,567,270	\$1,329,415	11.83%
Administrative & Human Resources Services					
Payroll	\$195,703	\$270,057	\$289,176	\$19,119	7.08%
Benefit Administration	\$3,023,749	\$2,806,061	\$3,137,006	\$330,946	11.79%
Organizational Development	\$325,409	\$452,946	\$331,283	(\$121,664)	(26.86%)
Employment Relations	\$419,354	\$505,635	\$473,772	(\$31,863)	(6.30%)
Recruitment & Testing	\$243,185	\$443,370	\$540,615	\$97,245	21.93%
Strategic Facilities	\$3,144,836	\$1,865,725	\$748,721	(\$1,117,004)	(59.87%)
Communications	\$574,647	\$1,090,360	\$1,153,210	\$62,851	5.76%
375 Beale Street		\$300,000	\$1,200,000	\$900,000	300.00%
Purchasing	\$916,477	\$1,078,974	\$1,347,706	\$268,732	24.91%
Shared Services Organization		\$259,911	\$1,981,868	\$1,721,957	662.52%
Vehicle Maintenance	\$845,539	\$980,671	\$772,000	(\$208,671)	(21.28%)
Information Management Records & Content	\$757,269		\$450,360	\$450,360	
Total Administrative Services	\$10,446,167	\$10,053,709	\$12,425,718	\$1,921,649	19.11%
Legal Services					
Legal Counsel	\$1,530,861	\$1,580,487	\$1,842,502	\$262,015	16.58%
Hearing Board Proceedings	\$111,568	\$51,720	\$79,523	\$27,804	53.76%
Penalties Enforcement & Settlement	\$806,472	\$795,230	\$787,343	(\$7,887)	(0.99%)
Litigation	\$205,194	\$544,349	\$436,844	(\$107,505)	(19.75%)
Total Legal	\$2,654,094	\$2,971,785	\$3,146,212	\$174,427	5.87%
Communications Office					
Media Relations	\$1,140,817	\$985,957	\$1,319,916	\$333,959	33.87%
Intermittent Control Programs	\$1,141,274	\$1,284,595	\$1,241,893	(\$42,702)	(3.32%)
Spare the Air (CMAQ)	\$1,004,179	\$1,000,000	\$1,000,000		
Total Communication & Outreach	\$3,286,270	\$3,270,552	\$3,561,809	\$291,257	8.91%
Strategic Incentives					
Carl Moyer Program Administration	\$361,797	\$607,566	\$393,248	(\$214,318)	(35.27%)
Carbon Offset Fund	\$16,099	\$48,103	\$36,360	(\$11,742)	(24.41%)
Grant Program Development	\$107,068	\$233,188	\$233,509	\$321	0.14%
Total Strategic Incentives	\$484,964	\$888,857	\$663,117	(\$225,740)	(25.40%)

Compliance & Enforcement					
Enforcement	\$3,293,511	\$3,906,491	\$4,235,059	\$328,568	8.41%
Compliance Assistance & Operations	\$2,315,602	\$2,985,007	\$2,994,189	\$9,182	0.31%
Compliance Assistance	\$4,857,385	\$5,023,390	\$5,105,939	\$82,549	1.64%
Total Compliance & Enforcement	\$10,466,499	\$11,914,887	\$12,335,186	\$420,299	3.53%
Engineering					
Permit Evaluation	\$4,483,519	\$3,803,673	\$4,729,127	\$925,455	24.33%
Permit Renew als	\$697,625	\$669,656	\$693,404	\$23,749	3.55%
Air Toxics	\$1,593,195	\$1,508,288	\$1,959,615	\$451,326	29.92%
Permit Operations	\$769,500	\$908,463	\$1,027,612	\$119,149	13.12%
Title V	\$574,793	\$878,706	\$703,110	(\$175,596)	(19.98%)
Engineering Special Projects	\$667,815	\$828,748	\$1,259,455	\$430,707	51.97%
Total Engineering	\$8,786,447	\$8,597,533	\$10,372,323	\$1,774,790	20.64%
Planning & Climate Protection					
Source Inventories	\$1,076,550	\$923,840	\$1,081,165	\$157,325	17.03%
Air Quality Plans	\$431,805	\$662,713	\$667,885	\$5,172	0.78%
Air Quality Modeling Support	\$398,017	\$831,718	\$801,861	(\$29,857)	(3.59%)
Air Quality Modeling & Research	\$755,456	\$788,005	\$647,156	(\$140,848)	(17.87%)
Mobile Source Measures	\$880,375	\$574,472	\$995,480	\$421,009	73.29%
Climate Protection	\$794,553	\$1,607,308	\$2,078,606	\$471,299	29.32%
Community Air Risk Evaluation (CARE)	\$594,274	\$604,229	\$514,927	(\$89,302)	(14.78%)
Total Planning & Climate Protection	\$4,931,030	\$5,992,285	\$6,787,082	\$794,797	13.26%
Information Services					
Information Systems Software Development	\$53,788	\$1,815,244	\$1,110,505	(\$704,739)	(38.82%)
Information Technology Engineering & Operations	\$2,243,888	\$3,904,939	\$3,436,935	(\$468,003)	(11.98%)
Total Information Services	\$2,297,676	\$5,720,182	\$4,547,441	(\$1,172,742)	(20.50%)
Meteorology, Measurement & Rules					
Rule Development	\$1,095,638	\$1,383,716	\$2,011,264	\$627,549	45.35%
Ambient Air Monitoring	\$3,614,119	\$3,427,644	\$4,339,318	\$911,674	26.60%
laboratory	\$1,108,736	\$1,229,740	\$1,140,559	(\$89,181)	(7.25%)
Source Test	\$2,348,156	\$2,531,706	\$2,743,353	\$211,648	8.36%
Meteorology	\$856,231	\$922,647	\$604,984	(\$317,663)	(34.43%)
Air Monitoring Instrument Performance Evaluation	\$521,403	\$658,403	\$653,133	(\$5,270)	(0.80%)
BioWatch Monitoring	\$1,152,040	\$1,471,336	\$1,367,837	(\$103,499)	(7.03%)
Infrastructure and Records Management	\$737,392	\$937,880	\$810,642	(\$127,237)	(13.57%)
Mobile Monitoring		\$22,365	\$22,400		
Total Meteorology, Measurement & Rules	\$11,433,715	\$12,585,437	\$13,693,492	\$1,108,020	8.80%
Vacancy Savings		(\$1,476,588)	(\$2,171,153)	(\$694,565)	47.04%
Other Financing Uses		\$9,000,000		(\$9,000,000)	(100.00%)
Program Distributions	\$1,403,397				
Admin Cost	\$906,438				
Transfer Out	\$425,000	\$726,439	\$455,462	(\$270,977)	(37.30%)
Total of All Divisions	\$67,696,482	\$81,482,933	\$78,383,959	\$5,721,607	7.02%

(Page intentionally left blank)

CAPITAL EXPENDITURES

**TABLE XI
CAPITAL EXPENDITURE SUMMARY**

The list below includes all capital expenditures budgeted for FYE 2017.

	<u>Description</u>	<u>PGM</u>	<u>Capital Type</u>	<u>Amount</u>	<u>Program Total</u>	<u>Division Total</u>
1	Twenty-Five (25) Toxic Samplers	802	Lab & Monitoring	274,650		
2	Five (5) Calibrators	802	Lab & Monitoring	75,000		
3	Two (2) Carbon Monoxide Analyzers	802	Lab & Monitoring	40,000		
4	Two (2) BTEX Analyzers	802	Lab & Monitoring	48,000	437,650	
5	Four (4) Source Test Analyzers	804	Lab & Monitoring	100,600		
6	One (1) Particulate Testing Van	804	Motorized Equip	44,900	145,500	
7	Two (2) Photometric Ozone Calibrators	807	Lab & Monitoring	34,650		
8	One (1) Performance Evaluation Vehicle	807	Motorized Equip	45,000	79,650	662,800
9	Three (3) TVA 2020 FID, enhance probe & water filter	401	Lab & Monitoring	43,134	43,134	43,134
10	One (1) Los Gatos Research H2S/NH3 Analyzer	608	Lab & Monitoring	40,000		
11	One (1) Aethelometer	608	Lab & Monitoring	20,000	60,000	60,000
12	Public Permitting & Compliance Systems	125	Computer & Network Equip	2,800,000	2,800,000	2,800,000
13	Capital Lease for servers, telecommunications & hardware	726	Communications	400,000	400,000	400,000
Total Capital Expenditures					3,965,934	

**TABLE XII
CAPITAL EXPENDITURES DETAIL**

<u>Item Description</u>	<u>Cost</u>	<u>Program/ Capital Type</u>
1. <u>Twenty-Five (25) Toxic Samplers</u> Replacement of retiring samplers with newer technologies to maintain ambient toxics data.	\$274,650	802/ Lab & Monitoring
2. <u>Five (5) Calibrators</u> Replacement of retiring calibrators with new technologies to maintain and document the adequacy of quality control in sulphur network around refineries.	\$75,000	802/ Lab & Monitoring
3. <u>Two (2) Carbon Monoxide Analyzers</u> Replacement of samplers incapable of measurements that meet the needs of data users.	\$40,000	802/ Lab & Monitoring
4. <u>Two (2) BTEX Analyzers</u> Equipment to evaluate measurements from the toxics monitoring network.	\$48,000	802/ Lab & Monitoring
5. <u>Four (4) Source Test Analyzers</u> Replacement of retiring analyzers.	\$100,600	804/ Lab & Monitoring
6. <u>One (1) Particulate Testing Van</u> Replacement of retiring van.	\$44,900	804/Motorized Equipment
7. <u>Two (2) Photometric Ozone Calibrators</u> Replacement of retiring calibrators.	\$34,650	807/ Lab & Monitoring
8. <u>One (1) Performance Evaluation Vehicle</u> Replacement of retiring vehicle.	\$45,000	807/Motorized Equipment
9. <u>Three (3) TVA 2020 FID, enhanced probe & water filter traps</u> To expand inventory of heavily used instruments, which will also allow for maintenance downtime on older units.	\$43,134	401/ Lab & Monitoring
10. <u>One (1) Los Gatos Research H2S/NH3 Analyzer</u> Additional source tracer equipment to improve GHG source attribution with the mobile monitoring platform.	\$40,000	608/ Lab & Monitoring
11. <u>One (1) Aethalometer</u> Additional source tracer equipment to measure black carbon from vehicle emissions, improving GHG source attribution from the mobile monitoring platform	\$20,000	608/ Lab & Monitoring
12. <u>Public Permitting & Compliance Systems</u> Development and implementation of permitting and enforcement software functionality for medium and complex facilities, including data cleanup and consolidation activities.	\$2,800,000	125/Computer & Network Equipment
13. <u>Capital Lease for servers, telecommunications & hardware</u> Regular annual capital lease for server, telecommunications, and storage computer hardware	\$400,000	726/ Communications Equipment
Total Capital Expenditures	\$3,965,934	

(page intentionally left blank)

**PROGRAM NARRATIVES AND EXPENDITURE DETAIL
GENERAL FUND**

**NOTE: DEFINITIONS ARE PROVIDED ON PAGES 193-195
AND ARE AN INTEGRAL PART OF THIS BUDGET DOCUMENT.**

(page intentionally left blank)

Executive Office and Administrative Resources Division

Under the leadership and direction of the Executive Officer/APCO and the Board of Directors, the Executive Office guides the Bay Area Air Quality Management District (Air District) in meeting its mission of protecting and improving public health, air quality, and the global climate. To fulfill this mission, the Air District builds its programs and policies on sound science, develops them with technical expertise and rigor, and executes them with quality. Air District programs and policies include both traditional air quality management approaches and new strategies for achieving clean air.

In FYE 2017, the Air District will continue to implement State and Federal regulations and directives, and will also continue to implement and develop the following key initiatives:

- Refinery Emissions Reduction Program and Rulemaking
- OEHHA Health Risk Guidelines Rule Amendments
- Climate Action Work Program
- Wood Smoke Program and Rule Amendments
- My Air Online Program which will enhance the Air District's online presence and online services. Components of this program include the development of a new Air District website, making air quality data easily accessible to the public, and the development of online permitting and compliance tools.
- Relocation of the Air District to the Regional Agency Headquarters Building at 375 Beale Street.
- Clean Air Foundation
- Spare the Air Everyday Campaign
- Public Participation Plan Implementation
- New Climate Protection Program

The Executive Office is responsible for developing and maintaining strategic partnerships to achieve clean air. These partnerships include but are not limited to collaboration with: community groups, non-profits, peer regional agencies (Metropolitan Transportation Commission, Association of Bay Area Governments & Bay Conservation and Development Commission), regulatory agencies (U.S. Environmental Protection Agency and California Air Resources Board), and associations (California Air Pollution Control Officers Association, Air and Waste Management Association & National Association of Clean Air Agencies), as well as the State Legislature. In FYE 2017, these key partnerships will also address regional coordination of climate protection activities, and implementation of State initiatives such as SB 1339, SB 375 and AB 32 at the regional level.

The Executive Office also oversees the Finance programs, which operates Accounts Payable, Accounts Receivable, Budgeting, Financial Reporting, and other core functions. This program is also responsible for accurate, complete and timely financial information while ensuring proper accounting and internal controls for the District.

The Administrative Resources Division provides administrative and operational support functions for the Air District, and is comprised of the Executive Office, Business Office, the Human Resources Office, and the Strategic Facilities Planning Office.

The Executive Operations Office provides administrative and operations support of the Air District's Executive Management team, the Board of Directors, the Advisory Council and the Hearing Board.

The Business Office is responsible for contracts, purchasing, non-workers compensation risk management and office support services.

The Human Resources Office is responsible for personnel matters including payroll and benefits, labor and employee relations, recruitment and testing, processing personnel actions, employee performance appraisal and recognition programs, organizational development and training, health and safety compliance, workers compensation and special events coordination.

The Strategic Facilities Planning Office is responsible for the day-to-day planning and operations of Air District facilities, security, safety, and maintenance.

Executive Office		104
Managing Division: Executive		
Contact Person: Maricela Martinez		
Program Purpose: Administration and Direction of Air District Programs.		
Description of Program: This program is responsible for providing overall administration and direction to Air District staff. Through this program, the Executive Officer/APCO interprets and oversees implementation of Board directives and policies and administers the business of the Air District.		
Justification of Change Request: The budget was increased to cover the costs of the 2017 Air District Climate Summit.		
Activities		
Develop policy initiatives to meet Air District goals and objectives.		
Coordinate development of District's legislative agenda and implement strategy for achieving Air District's legislative goals.		
Coordinate District activities with staff and stakeholders.		
Work with District Counsel to keep current on all notice of violation settlements.		
Monitor actions of and serve as liaison to regional governmental agencies (e.g. MTC, ABAG), federal and statewide governmental organizations (e.g. U.S. EPA, CARB, CAPCOA), and representatives of the regulated community.		
Compliance and enforcement actions.		
Administer the Bay Area Clean Air Foundation.		
Major Objectives		Delivery Date
Headquarters Relocation Efforts		Ongoing
Rule Development and Amendments		Ongoing
Issue all non-Title V permits on a timely basis (within a 45 day period)		Ongoing
Production System Implementation		Ongoing
Adopt District Budget for FYE 2017		6/30/2016

		FYE 2015 Audited Program Expenditures	FYE 2016 Amended Program Budget	FYE 2017 Proposed Program Budget	FTE/Dollar Change	Percent Change
Number of Positions (FTE)		10.74	11.70	10.93	(0.77)	(6.58%)
Personnel Expenditures						
Permanent Salaries	51105	\$1,710,178	\$1,554,596	\$1,771,383	\$216,787	13.94%
Overtime Salaries	51150	\$250				
Temporary Salaries	51200					
Payroll Taxes	51300	\$25,171	\$22,196	\$25,270	\$3,074	13.85%
Pension Benefits	51400	\$216,766	\$237,119	\$293,185	\$56,065	23.64%
FICA Replacement Benefits	51500	\$18,600	\$12,652	\$12,329	(\$323)	(2.55%)
Group Insurance Benefits	51600	\$263,630	\$181,983	\$207,866	\$25,883	14.22%
Employee Transportation Subsidy	51700	\$17,190	\$24,751	\$25,584	\$833	3.37%
Workers' Compensation	51800	\$5,119	\$7,221	\$7,595	\$374	5.18%
Other Post-Employment Benefits	51850	\$146,093	\$94,192	\$89,837	(\$4,355)	(4.62%)
Board Stipends	51900					
Total Personnel Expenditures		\$2,402,998	\$2,134,710	\$2,433,048	\$298,339	13.98%
Services & Supplies Expenditures						
Travel In-State	52200	\$37,883	\$21,000	\$36,000	\$15,000	71.43%
Travel Out-Of-State	52225	\$30,134	\$20,000	\$30,001	\$10,001	50.01%
Training & Education	52300	\$39,831	\$16,000	\$20,000	\$4,000	25.00%
Repair & Maintenance (Equipment)	52400					
Communications	52500	\$13,438		\$5,000	\$5,000	
Building Maintenance	52600					
Utilities	52700					
Postage	52800					
Printing & Reproduction	52900	\$939	\$1,200	\$1,500	\$300	25.00%
Equipment Rental	53100					
Rents & Leases	53200					
Professional Services & Contracts	53300	\$929,012	\$800,000	\$1,601,000	\$801,000	100.13%
General Insurance	53400					
Shop & Field Supplies	53500					
Laboratory Supplies	53600					
Gasoline & Variable Fuel	53700					
Computer Hardware & Software	53800					
Stationery & Office Supplies	53900	\$2,737	\$1,600	\$1,500	(\$100)	(6.25%)
Books & Journals	54100	\$72	\$1,000	\$500	(\$500)	(50.00%)
Minor Office Equipment	54200					
Depreciation & Amortization	54300					
Non-Capital Assets	54600					
Total Services & Supplies Expenditures		\$1,054,045	\$860,800	\$1,695,501	\$834,701	96.97%
Capital Expenditures						
Leasehold Improvements	60100					
Building & Grounds	60105					
Office Equipment	60110	\$5,987				
Computer & Network Equipment	60115					
Motorized Equipment	60120					
Lab & Monitoring Equipment	60125					
Communications Equipment	60130					
General Equipment	60135					
PM 2.5 Equipment	60140					
Biowatch Equipment	60145					
Total Capital Expenditures		\$5,987				
Transfers Out	70005	(\$118,465)				
Total Expenditures		\$3,344,564	\$2,995,510	\$4,128,549	\$1,133,040	37.82%

JOINT POLICY COMMITTEE		105
Managing Division: Executive		
Contact Person: Jean Roggenkamp		
Program Purpose: The Joint Policy Committee (JPC) is a consortium of Board/Commission representatives from the Bay Area Air Quality Management District, Metropolitan Transportation Commission, Association of Bay Area Governments, and Bay Conservation and Development Commission. The JPC addresses cross-cutting issues of regional significance through collaboration and coordination.		
Description of Program: The JPC has selected Climate Change as the primary focus of its work. The four regional agencies work together to create coordinated policies, increase efficiencies, leverage resources, and provide better services to local governments that are grappling with climate mitigation and adaptation issues. This program includes Air District financial support for the JPC's assistance to coordinate the Bay Area Clean Air Plan and Regional Climate Action Strategy with the climate policies and programs of the other regional agencies.		
Justification of Change Request: Air District funding support for the JPC was included in the Executive Office Program 104 budget and Planning Division Climate Program 608 budget in past fiscal years. Air District funding support for the JPC has been consolidated into this new Program 105.		
Activities		
Provide support for the JPC Executive Director and Program Associate to implement the JPC work plan		
Provide support for limited professional services as needed for the JPC work plan		
Participate in JPC meetings, Executive Director meetings, and cross-agency staff teams		
Coordinate with JPC and member agency staff on climate change issues		
Major Objectives		Delivery Date
Work with JPC and member agency staff to coordinate development of the Clean Air Plan/Regional Climate Action Strategy and the Sustainable Communities Strategy		Ongoing
Work with JPC and member agency staff to integrate the Air District's Planning Healthy Places guidance into the Sustainable Communities Strategy		Ongoing
Work with JPC and member agency staff to coordinate technical assistance to cities and counties regarding climate action plans		Ongoing

	FYE 2015 Audited Program Expenditures	FYE 2016 Amended Program Budget	FYE 2017 Proposed Program Budget	FTE/Dollar Change	Percent Change
Number of Positions (FTE)					
Personnel Expenditures					
Permanent Salaries	51105				
Overtime Salaries	51150				
Temporary Salaries	51200				
Payroll Taxes	51300				
Pension Benefits	51400				
FICA Replacement Benefits	51500				
Group Insurance Benefits	51600				
Employee Transportation Subsidy	51700				
Workers' Compensation	51800				
Other Post-Employment Benefits	51850				
Board Stipends	51900				
Total Personnel Expenditures					
Services & Supplies Expenditures					
Travel In-State	52200				
Travel Out-Of-State	52225				
Training & Education	52300				
Repair & Maintenance (Equipment)	52400				
Communications	52500				
Building Maintenance	52600				
Utilities	52700				
Postage	52800				
Printing & Reproduction	52900				
Equipment Rental	53100				
Rents & Leases	53200				
Professional Services & Contracts	53300	\$255,000	\$255,000		
General Insurance	53400				
Shop & Field Supplies	53500				
Laboratory Supplies	53600				
Gasoline & Variable Fuel	53700				
Computer Hardware & Software	53800				
Stationery & Office Supplies	53900				
Books & Journals	54100				
Minor Office Equipment	54200				
Depreciation & Amortization	54300				
Non-Capital Assets	54600				
Total Services & Supplies Expenditures					
		\$255,000	\$255,000		
Capital Expenditures					
Leasehold Improvements	60100				
Building & Grounds	60105				
Office Equipment	60110				
Computer & Network Equipment	60115				
Motorized Equipment	60120				
Lab & Monitoring Equipment	60125				
Communications Equipment	60130				
General Equipment	60135				
PM2.5 Equipment	60140				
Biowatch Equipment	60145				
Total Capital Expenditures					
Transfer In/Out	70005				
Total Expenditures					
		\$255,000	\$255,000		

BOARD OF DIRECTORS		121
Managing Division: Executive		
Contact Person: Maricela Martinez		
Program Purpose: Oversee Activities of the Board of Directors.		
Description of Program: Administration of activities of the Board of Directors.		
Justification of Change Request: The budget has increased to cover the costs of the addition of two new Board Members.		
ACTIVITIES		
Prepare and distribute all meeting materials, including agendas, minutes and correspondence for Board of Directors regular and special meetings, approximately 20 per year.		
Prepare all logistics for Board of Directors regular and special meetings, including scheduling, polling, providing refreshments, preparation of facilities, and legal noticing requirements, approximately 20 per year.		
Prepare and distribute all agenda materials for Board of Directors Committee meetings, approximately 30 per year.		
Prepare all logistics for Board of Directors Committee meetings, approximately 30 per year.		
Implement Board of Directors remote participation protocol for Committee meetings.		
Maintain up to date Board of Directors contact information and standing committee rosters.		
Receive, route, and appropriately address all correspondence directed to the Board.		
Track, process and issue monthly travel reimbursement and per diem payments for each member of the Board of Directors.		
Make travel, registration and payment arrangements Board of Directors participation at the annual Air and Waste Management Association Conference.		
Maintain archive of Board materials, including minutes, agendas, correspondence and adopted resolutions.		
Maintain the District's website as it relates to the Board of Directors membership, calendar, meeting materials and minutes.		
Assure timely filing of Statement of Economic Interests with the California Fair Political Practices Commission.		
MAJOR OBJECTIVES		Delivery Date
Coordinate all Board and Committee meetings.		Ongoing
Coordinate Board Ethics Training/Implementation of Compliance Recording.		Ongoing
Coordinate New Board Member Orientation.		Ongoing
Coordinate transition to new Chair of the Board of Directors.		January 2017
Coordinate Board of Directors Annual Retreat		January 2017
Coordinate update of Board Committee membership.		February 2017

	FYE 2015 Audited Program Expenditures	FYE 2016 Amended Program Budget	FYE 2017 Proposed Program Budget	FTE/Dollar Change	Percent Change
Number of Positions (FTE)	0.44	0.34	0.02	(0.32)	(94.12%)
Personnel Expenditures					
Permanent Salaries	51105	\$37,073	\$30,213	\$1,478	(\$28,735) (95.11%)
Overtime Salaries	51150	\$49			
Temporary Salaries	51200				
Payroll Taxes	51300	\$546	\$429	\$21	(\$408) (95.20%)
Pension Benefits	51400	\$4,669	\$4,584	\$239	(\$4,345) (94.78%)
FICA Replacement Benefits	51500	\$392	\$375	\$23	(\$353) (93.99%)
Group Insurance Benefits	51600	\$5,521	\$5,763	\$383	(\$5,380) (93.36%)
Employee Transportation Subsidy	51700	\$413	\$632	\$36	(\$596) (94.31%)
Workers' Compensation	51800	\$116	\$214		(\$214) (100.00%)
Other Post-Employment Benefits	51850	\$3,302	\$2,795	\$164	(\$2,631) (94.13%)
Board Stipends	51900	\$59,200	\$60,000	\$60,000	
Total Personnel Expenditures		\$111,280	\$105,005	\$62,344	(\$42,662) (40.63%)
Services & Supplies Expenditures					
Travel In-State	52200	\$16,627	\$22,000	\$21,000	(\$1,000) (4.55%)
Travel Out-Of-State	52225	\$5,500	\$5,000	\$16,000	\$11,000 220.00%
Training & Education	52300	\$8,790	\$17,400	\$21,000	\$3,600 20.69%
Repair & Maintenance (Equipment)	52400				
Communications	52500				
Building Maintenance	52600				
Utilities	52700				
Postage	52800				
Printing & Reproduction	52900				
Equipment Rental	53100				
Rents & Leases	53200				
Professional Services & Contracts	53300	\$2,833	\$63,000	\$61,000	(\$2,000) (3.17%)
General Insurance	53400				
Shop & Field Supplies	53500				
Laboratory Supplies	53600				
Gasoline & Variable Fuel	53700				
Computer Hardware & Software	53800				
Stationery & Office Supplies	53900				
Books & Journals	54100				
Minor Office Equipment	54200				
Depreciation & Amortization	54300				
Non-Capital Assets	54600				
Total Services & Supplies Expenditure		\$33,750	\$107,400	\$119,000	\$11,600 10.80%
Capital Expenditures					
Leasehold Improvements	60100				
Building & Grounds	60105				
Office Equipment	60110				
Computer & Network Equipment	60115				
Motorized Equipment	60120				
Lab & Monitoring Equipment	60125				
Communications Equipment	60130				
General Equipment	60135				
PM 2.5 Equipment	60140				
Biowatch Equipment	60145				
Total Capital Expenditures					
Transfers Out	70005	(\$8,184)			
Total Expenditures		\$136,846	\$212,405	\$181,344	(\$31,062) (14.62%)

HEARING BOARD		122
Managing Division: Executive		
Contact Person: Maricela Martinez		
Program Purpose: Records, documents, and maintains records of actions of the quasi-judicial Hearing Board.		
Description of Program: The Hearing Board is a quasi-judicial body that rules on particular cases that affect only individual facilities. It is authorized to hear requests for variance relief, permit revocation, abatement orders, and appeals by permit applicants, or by interested third parties, concerning the issuance or denial of permits.		
Justification of Change Request: None.		
ACTIVITIES		
Prepare logistics for all Hearing Board meetings, including scheduling, polling, providing refreshments, preparation of facilities, and legal noticing requirements.		
Develop and maintain Hearing Board calendar and schedules.		
Attend all hearings of the Hearing Board.		
Develop and maintain Hearing Board calendar and schedules.		
Draft selected Orders for Hearing Board review and signature.		
Maintain Hearing Board matters in IRIS computer systems.		
Print and reproduce Hearing Board notices.		
Maintain Record of Actions (Docket Book).		
Prepare and maintain docket files for each hearing.		
Collect required fees from Applicants.		
Follow-up on actions resulting from Hearing Board Orders/decisions.		
Process incoming documents and inquiries.		
Make arrangements for all off-site hearings.		
Research, compile and prepare reports for presentation to the Board of Directors and others as requested by the Hearing Board.		
Arrange for Hearing Board members attendance at Hearing Board Conferences and CARB Trainings.		
Track, process and issue monthly travel reimbursement and per diem payments for each member of the Hearing Board.		
Arrange for Hearing Board attendance at National Judicial College.		
Arrange for attendance of two Hearing Board members at annual AWMA Conference.		
Archive Hearing Board Dockets and related documents.		
Maintain the District's website as it pertains to the Hearing Board membership, calendar, and decisions/orders.		
Coordinate recruitment and orientation of new Hearing Board members as necessary.		
MAJOR OBJECTIVES		Delivery Date
Coordinate Hearing Board Activities		Ongoing

		FYE 2015 Audited Program Expenditures	FYE 2016 Amended Program Budget	FYE 2017 Proposed Program Budget	FTE/Dollar Change	Percent Change
Number of Positions (FTE)		0.16	0.12	0.10	(0.02)	(16.67%)
Personnel Expenditures						
Permanent Salaries	51105	\$14,203	\$11,365	\$7,392	(\$3,973)	(34.96%)
Overtime Salaries	51150					
Temporary Salaries	51200					
Payroll Taxes	51300	\$208	\$162	\$103	(\$59)	(36.41%)
Pension Benefits	51400	\$1,801	\$1,731	\$1,196	(\$536)	(30.94%)
FICA Replacement Benefits	51500	\$150	\$132	\$113	(\$20)	(14.86%)
Group Insurance Benefits	51600	\$2,138	\$1,947	\$1,914	(\$33)	(1.68%)
Employee Transportation Subsidy	51700	\$135	\$223	\$180	(\$43)	(19.35%)
Workers' Compensation	51800	\$44	\$76		(\$76)	(100.00%)
Other Post-Employment Benefits	51850	\$1,265	\$986	\$822	(\$164)	(16.63%)
Board Stipends	51900	\$12,397	\$32,000	\$32,000		
Total Personnel Expenditures		\$32,342	\$48,623	\$43,720	(\$4,903)	(10.08%)
Services & Supplies Expenditures						
Travel In-State	52200	\$847	\$2,000	\$1,500	(\$500)	(25.00%)
Travel Out-Of-State	52225					
Training & Education	52300	\$794	\$1,500	\$2,000	\$500	33.33%
Repair & Maintenance (Equipment)	52400					
Communications	52500					
Building Maintenance	52600					
Utilities	52700					
Postage	52800					
Printing & Reproduction	52900		\$2,000	\$2,000		
Equipment Rental	53100					
Rents & Leases	53200					
Professional Services & Contracts	53300	\$21,086	\$10,000	\$10,000		
General Insurance	53400					
Shop & Field Supplies	53500					
Laboratory Supplies	53600					
Gasoline & Variable Fuel	53700					
Computer Hardware & Software	53800					
Stationery & Office Supplies	53900		\$500	\$500		
Books & Journals	54100		\$500	\$500		
Minor Office Equipment	54200		\$500	\$500		
Depreciation & Amortization	54300					
Non-Capital Assets	54600					
Total Services & Supplies Expenditures		\$22,728	\$17,000	\$17,000		
Capital Expenditures						
Leasehold Improvements	60100					
Building & Grounds	60105					
Office Equipment	60110					
Computer & Network Equipment	60115					
Motorized Equipment	60120					
Lab & Monitoring Equipment	60125					
Communications Equipment	60130					
General Equipment	60135					
PM 2.5 Equipment	60140					
Biowatch Equipment	60145					
Total Capital Expenditures						
Transfers Out	70005					
Total Expenditures		\$55,069	\$65,623	\$60,720	(\$4,903)	(7.47%)

ADVISORY COUNCIL		123
Managing Division:		
Executive		
Contact Person:		
Maricela Martinez		
Program Purpose:		
The Advisory Council studies and makes recommendations on specific matters referred from the Board of Directors or the Air Pollution Control Officer. Matters can include technical, social, economic and environmental aspects of air quality issues.		
Description of Program:		
The Advisory Council is comprised of 7 members, appointed by the Board of Directors. SB1415 requires that the Advisory Council members be skilled and experienced in the fields of air pollution, climate change, or the health impacts of air pollution. The Council advises and consults with the Board of Directors and Executive Officer, and makes recommendations and reports on matters that affect both policy and the legislative agenda. The Council will meet approximately (4) times per year. The meeting may include presentations by speakers who are experts in a specific topic. Presentations, materials and recommendations received are discussed and a report is prepared for the Board of Directors.		
Justification of Change Request:		
Due to the technicality of the meetings, a stenographer has been contracted to transcribed all Council meetings. The Council meetings are scheduled to be all day meetings, therefore, requiring additional services for Webcasting.		
ACTIVITIES		
Prepare and distribute all meeting materials, including agendas and minutes for Advisory Council regular and special meetings, approximately 4 per year.		
Prepare logistics for all Advisory Council regular and special meetings, including scheduling, polling, providing refreshments, preparation of facilities, providing stenographer, and legal noticing requirements, approximately 4 per year.		
Make travel, registration and payment arrangements Advisory Council participation at the annual Air and Waste Management Association Conference.		
Maintain archive of Advisory Council materials, including minutes, agendas, and presentations.		
Maintain the District's website as it relates to the Advisory Council membership, calendar, meeting materials and minutes.		
Attend all regular and Committee meetings of the Advisory Council.		
Track, process and issue quarterly travel reimbursement for each member of the Advisory Council.		
Coordinate recruitment of new Advisory Council members as necessary.		
MAJOR OBJECTIVES		Delivery Date
Coordinate activities of the Advisory Council.		Ongoing
Conduct approximately 4 meetings, based on the topics selected by the Board of Directors and Executive Officer.		Ongoing
Discuss the presentations, materials and recommendations received at the meetings, and prepare and present a report to the Board of Directors.		Ongoing

	FYE 2015 Audited Program Expenditures	FYE 2016 Amended Program Budget	FYE 2017 Proposed Program Budget	FTE/Dollar Change	Percent Change
Number of Positions (FTE)	0.11	0.08		(0.08)	(100.00%)
Personnel Expenditures					
Permanent Salaries	51105	\$9,092	\$7,125	(\$7,125)	(100.00%)
Overtime Salaries	51150				
Temporary Salaries	51200				
Payroll Taxes	51300	\$134	\$101	(\$101)	(100.00%)
Pension Benefits	51400	\$1,159	\$1,081	(\$1,081)	(100.00%)
FICA Replacement Benefits	51500	\$101	\$88	(\$88)	(100.00%)
Group Insurance Benefits	51600	\$1,423	\$1,354	(\$1,354)	(100.00%)
Employee Transportation Subsidy	51700	\$90	\$149	(\$149)	(100.00%)
Workers' Compensation	51800	\$28	\$50	(\$50)	(100.00%)
Other Post-Employment Benefits	51850	\$810	\$658	(\$658)	(100.00%)
Board Stipends	51900				
Total Personnel Expenditures		\$12,837	\$10,606	(\$10,606)	(100.00%)
Services & Supplies Expenditures					
Travel In-State	52200	\$1,820	\$3,000	\$7,500	150.00%
Travel Out-Of-State	52225	\$5,867	\$2,000	\$7,500	275.00%
Training & Education	52300	\$6,893	\$2,000	\$2,000	
Repair & Maintenance (Equipment)	52400				
Communications	52500				
Building Maintenance	52600				
Utilities	52700				
Postage	52800				
Printing & Reproduction	52900			\$3,000	\$3,000
Equipment Rental	53100				
Rents & Leases	53200				
Professional Services & Contracts	53300	\$340	\$5,000	\$5,000	
General Insurance	53400				
Shop & Field Supplies	53500				
Laboratory Supplies	53600				
Gasoline & Variable Fuel	53700				
Computer Hardware & Software	53800				
Stationery & Office Supplies	53900				
Books & Journals	54100				
Minor Office Equipment	54200				
Depreciation & Amortization	54300				
Non-Capital Assets	54600				
Total Services & Supplies Expenditures		\$14,920	\$12,000	\$25,000	108.33%
Capital Expenditures					
Leasehold Improvements	60100				
Building & Grounds	60105				
Office Equipment	60110				
Computer & Network Equipment	60115				
Motorized Equipment	60120				
Lab & Monitoring Equipment	60125				
Communications Equipment	60130				
General Equipment	60135				
PM 2.5 Equipment	60140				
Biowatch Equipment	60145				
Total Capital Expenditures					
Transfer In/Out	70005	(\$945)			
Total Expenditures		\$26,813	\$22,606	\$25,000	10.59%

MY AIR ONLINE		125
Managing Division:		
Executive		
Contact Person:		
Blair Adams		
Program Purpose:		
This program provides design, development, implementation and support of strategies and business systems that support the District's web presence and online business transactions.		
Description of Program:		
This program is responsible for software development and system implementation of online enterprise software systems for the District. These systems include the public websites, and online systems supporting permitting, compliance, incentives and presentation of data to the public.		
Justification of Change Request:		
None.		
Activities		
Website redesign and implementation.		
Website integration with current and future online systems.		
Permitting and compliance development and implementation.		
Public facing data system development and implementation.		
Major Objectives		Delivery Date
Redesign of public website and integration with existing online systems.		Daily
Permitting and compliance systems design, development, testing and deployment.		Daily
Design and implementation of public facing data system.		Daily
Support Databank and IRIS data transfer to the permitting and compliance systems		Daily
Implement software development lifecycle standards		Daily

		FYE 2015 Audited Program Expenditures	FYE 2016 Amended Program Budget	FYE 2017 Proposed Program Budget	FTE/Dollar Change	Percent Change
Number of Positions (FTE)		4.22	6.12	1.00	(5.12)	(83.66%)
Personnel Expenditures						
Permanent Salaries	51105	\$560,951	\$816,634	\$129,769	(\$686,865)	(84.11%)
Overtime Salaries	51150	\$33,604				
Temporary Salaries	51200					
Payroll Taxes	51300	\$8,276	\$11,665	\$1,829	(\$9,836)	(84.32%)
Pension Benefits	51400	\$71,136	\$124,618	\$21,221	(\$103,397)	(82.97%)
FICA Replacement Benefits	51500	\$6,114	\$6,756	\$1,128	(\$5,628)	(83.30%)
Group Insurance Benefits	51600	\$86,637	\$109,366	\$20,812	(\$88,554)	(80.97%)
Employee Transportation Subsidy	51700	\$5,445	\$10,453	\$1,620	(\$8,833)	(84.50%)
Workers' Compensation	51800	\$1,750	\$3,856		(\$3,856)	(100.00%)
Other Post-Employment Benefits	51850	\$49,958	\$50,301	\$8,219	(\$42,082)	(83.66%)
Board Stipends	51900					
Total Personnel Expenditures		\$823,871	\$1,133,650	\$184,599	(\$949,052)	(83.72%)
Services & Supplies Expenditures						
Travel In-State	52200	\$280	\$5,000	\$5,000		
Travel Out-Of-State	52225	\$476	\$5,000	\$5,000		
Training & Education	52300	\$6,190	\$15,000	\$15,000		
Repair & Maintenance (Equipment)	52400					
Communications	52500		\$3,600		(\$3,600)	(100.00%)
Building Maintenance	52600					
Utilities	52700					
Postage	52800					
Printing & Reproduction	52900		\$1,000	\$1,000		
Equipment Rental	53100					
Rents & Leases	53200					
Professional Services & Contracts	53300	\$156,780	\$150,000	\$150,000		
General Insurance	53400					
Shop & Field Supplies	53500					
Laboratory Supplies	53600					
Gasoline & Variable Fuel	53700					
Computer Hardware & Software	53800	\$43,515	\$100,000	\$100,000		
Stationery & Office Supplies	53900					
Books & Journals	54100					
Minor Office Equipment	54200					
Depreciation & Amortization	54300					
Non-Capital Assets	54600	\$247,418				
Total Services & Supplies Expenditures		\$454,659	\$279,600	\$276,000	(\$3,600)	(1.29%)
Capital Expenditures						
Leasehold Improvements	60100					
Building & Grounds	60105					
Office Equipment	60110					
Computer & Network Equipment	60115	\$2,715,364	\$2,675,000	\$2,800,000	\$125,000	4.67%
Motorized Equipment	60120					
Lab & Monitoring Equipment	60125					
Communications Equipment	60130					
General Equipment	60135					
PM 2.5 Equipment	60140					
Biowatch Equipment	60145					
Total Capital Expenditures		\$2,715,364	\$2,675,000	\$2,800,000	\$125,000	4.67%
Transfer In/Out	70005	(\$60,619)				
Total Expenditures		\$3,933,275	\$4,088,250	\$3,260,599	(\$827,652)	(20.24%)

ADVANCE TECHNOLOGY OFFICE		126
Managing Division:		
Executive		
Contact Person:		
Jim Karas		
Program Purpose:		
Provide technical resources to the Executive Office, the Board and the Advisory Council. Expedite the development, demonstration and commercialization of cleaner technologies.		
Description of Program:		
This program is responsible for coordinating with the Advisory Council to provide information, speakers and documentation so that they can provide recommendations to the Air District. This Office also researches, evaluates and promotes innovative projects that reduce air emissions.		
Justification of Change Request:		
Additional funds are being requested to establish and develop the Advanced Technology Office, to support the Advisory Council, to research, evaluate new technologies and develop funding to reduce emissions.		
ACTIVITIES		
Provide technical resources to the Scientific Advisory Council & the District.		
Promote research and commercialization of cleaner technologies.		
Develop funding resources for cleaner technologies.		
MAJOR OBJECTIVES		Delivery Date
1. Develop Budget for the Advanced Technology Office		4/1/16
2. Secure necessary resources		1/31/17
3. Provide resources required to allow Advisory Council to complete GHG task		12/31/16
4. Develop guiding principles for the Advanced Technology office		3/1/17
5. Evaluate Program needs		7/1/17

	FYE 2015 Audited Program Expenditures	FYE 2016 Amended Program Budget	FYE 2017 Proposed Program Budget	FTE/Dollar Change	Percent Change
Number of Positions (FTE)			1.00	1.00	
Personnel Expenditures					
Permanent Salaries	51105		\$188,418	\$188,418	
Overtime Salaries	51150				
Temporary Salaries	51200				
Payroll Taxes	51300		\$2,665	\$2,665	
Pension Benefits	51400		\$30,916	\$30,916	
FICA Replacement Benefits	51500		\$1,128	\$1,128	
Group Insurance Benefits	51600		\$22,812	\$22,812	
Employee Transportation Subsidy	51700		\$1,800	\$1,800	
Workers' Compensation	51800		\$630	\$630	
Other Post-Employment Benefits	51850		\$8,219	\$8,219	
Board Stipends	51900				
Total Personnel Expenditures			\$256,588	\$256,588	
Services & Supplies Expenditures					
Travel In-State	52200		\$12,000	\$12,000	
Travel Out-Of-State	52225		\$13,000	\$13,000	
Training & Education	52300		\$5,000	\$5,000	
Repair & Maintenance (Equipment)	52400		\$2,000	\$2,000	
Communications	52500		\$3,000	\$3,000	
Building Maintenance	52600				
Utilities	52700				
Postage	52800				
Printing & Reproduction	52900				
Equipment Rental	53100				
Rents & Leases	53200				
Professional Services & Contracts	53300		\$156,000	\$156,000	
General Insurance	53400				
Shop & Field Supplies	53500				
Laboratory Supplies	53600				
Gasoline & Variable Fuel	53700				
Computer Hardware & Software	53800		\$10,000	\$10,000	
Stationery & Office Supplies	53900		\$1,000	\$1,000	
Books & Journals	54100		\$1,000	\$1,000	
Minor Office Equipment	54200				
Depreciation & Amortization	54300				
Non-Capital Assets	54600				
Total Services & Supplies Expenditures			\$203,000	\$203,000	
Capital Expenditures					
Leasehold Improvements	60100				
Building & Grounds	60105				
Office Equipment	60110				
Computer & Network Equipment	60115				
Motorized Equipment	60120				
Lab & Monitoring Equipment	60125				
Communications Equipment	60130				
General Equipment	60135				
PM 2.5 Equipment	60140				
Biowatch Equipment	60145				
Total Capital Expenditures					
Transfer In/Out	70005				
Total Expenditures			\$459,588	\$459,588	

COMMUNITY ENGAGEMENT		302
Managing Division: Community Engagement Office		
Contact Person: Luz Gomez and David Ralston		
Program Purpose: Act as the District's main point of contact with the public to increase public awareness, engage local community organizations in Air District activities and assist the public in understanding the roles that the public, business community and the Air District have in controlling air pollution. The Community Engagement Office also facilitates stakeholder engagement in Air Districts' programs; implements the Public Participation Plan; manages issue-specific advisory groups, Resource Teams, and Sponsorships; and oversees the Community Grant Program.		
Description of Program: This program engages the public, including students, community residents, advocates and other stakeholders, about Air District programs and air quality issues; responds to inquiries from the public about Air District programs and the purpose and functions of the Air District; and develops effective clean air partnerships with non-profit organizations. This program also receives and responds to stakeholder concerns through facilitated dialogue with other Air District divisions.		
Justification of Change Request: The budget has been increased from FYE 2016 to provide funds for continued implementation of the Public Participation Plan, implementation of new multi-faceted community engagement strategy, new online civic engagement platform, and enhanced outreach to Limited English Speaking communities.		
ACTIVITIES		
Create and manage Issue-Specific Advisory Groups for early and meaningful public engagement.		
Continue Community Grant Program.		
Update and continue implementation of the Public Participation Plan including the use of Open Houses and other creative tools for obtaining public comment on Air District efforts.		
Build and maintain productive working relationships with Air District stakeholders.		
Launch Online Civic Engagement Platform.		
Work with stakeholders to raise public awareness of air quality issues; inform and engage public regarding Air District initiatives, rules, regulations, and policies.		
Receive public inquiries and coordinate response with appropriate Air District divisions.		
Represent Air District with various stakeholders and community organizations.		
Guide, support, and coordinate public involvement activities for Air District divisions.		
Actively participate and provide direction to the Air District's Spare the Air Resource teams.		
Facilitate informational presentations by Air District staff to community groups, visiting groups, school groups, etc.		
Work with MTC and other regional partners to implement and expand air quality education for K-12 students via the Spare the Air Youth Program.		
Facilitate multilingual assistance and access to the Air District.		
Maintain and expand air quality education for Limited English Proficient populations in Chinese, Tagalog, Spanish and Vietnamese in print, recorded and web-based (SparetheAirNow.org and BAAQMD.gov) formats.		
Develop partnerships with public health non-profits to promote clean air.		
Host International Delegations.		
Institute district-wide sponsorship management program.		
MAJOR OBJECTIVES		Delivery Date
Update Air District Public Participation Plan, provide progress reports and seek public input on updated draft.		6/30/2017
Create and manage issue-specific advisory groups as needed for new plans, rules and Air District initiatives		6/30/2017
Provide oversight of the Spare the Air Youth program including the annual YES conference.		6/30/2017
Continue Community Grant Program		6/30/2017
Provide facilitation and graphic design training to key Community Engagement Staff		6/30/2017
Develop plan for effective outreach to Limited English Speaking communities in the Bay Area		6/30/2017
Coordinate District presence at public events, including events targeting Limited English Proficient populations.		6/30/2017
Plan an All-Resource Team retreat to identify key impactful efforts that support Air District initiatives and goals		6/30/2017
Assist in stakeholder engagement process for District rule development processes.		6/30/2017
Foster positive working relationships with public health and other non-profit organizations to increase support for Air District's mission and vision.		6/30/2017

	FYE 2015 Audited Program Expenditures	FYE 2016 Amended Program Budget	FYE 2017 Proposed Program Budget	FTE/Dollar Change	Percent Change	
Number of Positions (FTE)	2.79	4.15	5.54	1.39	33.49%	
Personnel Expenditures						
Permanent Salaries	51105	\$268,649	\$391,799	\$616,612	\$224,813	57.38%
Overtime Salaries	51150	\$698				
Temporary Salaries	51200					
Payroll Taxes	51300	\$3,938	\$5,526	\$8,660	\$3,134	56.71%
Pension Benefits	51400	\$33,943	\$59,038	\$100,480	\$41,442	70.20%
FICA Replacement Benefits	51500	\$2,819	\$4,582	\$6,249	\$1,668	36.40%
Group Insurance Benefits	51600	\$40,147	\$84,345	\$109,077	\$24,732	29.32%
Employee Transportation Subsidy	51700	\$2,657	\$7,719	\$8,388	\$669	8.67%
Workers' Compensation	51800	\$838	\$2,615	\$3,491	\$876	33.50%
Other Post-Employment Benefits	51850	\$23,925	\$34,110	\$45,534	\$11,424	33.49%
Board Stipends	51900					
Total Personnel Expenditures		\$377,615	\$589,734	\$898,492	\$308,758	52.36%
Services & Supplies Expenditures						
Travel In-State	52200	\$1,856	\$2,500	\$2,500		
Travel Out-Of-State	52225			\$2,500	\$2,500	
Training & Education	52300	\$4,527	\$33,000	\$13,500	(\$19,500)	(59.09%)
Repair & Maintenance (Equipment)	52400					
Communications	52500	\$4,101	\$12,000	\$7,000	(\$5,000)	(41.67%)
Building Maintenance	52600					
Utilities	52700					
Postage	52800					
Printing & Reproduction	52900			\$6,000	\$6,000	
Equipment Rental	53100					
Rents & Leases	53200					
Professional Services & Contracts	53300	\$106,294	\$405,000	\$455,000	\$50,000	12.35%
General Insurance	53400					
Shop & Field Supplies	53500		\$2,500	\$2,500		
Laboratory Supplies	53600					
Gasoline & Variable Fuel	53700					
Computer Hardware & Software	53800					
Stationery & Office Supplies	53900	\$144	\$1,500	\$1,500		
Books & Journals	54100					
Minor Office Equipment	54200					
Depreciation & Amortization	54300					
Non-Capital Assets	54600					
Total Services & Supplies Expenditures		\$116,923	\$456,500	\$490,500	\$34,000	7.45%
Capital Expenditures						
Leasehold Improvements	60100					
Building & Grounds	60105					
Office Equipment	60110					
Computer & Network Equipment	60115					
Motorized Equipment	60120					
Lab & Monitoring Equipment	60125					
Communications Equipment	60130					
General Equipment	60135					
PM2.5 Equipment	60140					
Biowatch Equipment	60145					
Total Capital Expenditures						
Transfer Out	70005	(\$23,611)				
Total Expenditures		\$470,927	\$1,046,234	\$1,388,992	\$342,758	32.76%

WEBSITE DEVELOPMENT & MAINTENANCE		309
Managing Division: Executive Office		
Contact Person: Damian Breen		
Program Purpose: The Air District Websites support and maintain the agency's web presence to provide the public with information about air quality, including health alerts and real-time air quality data, plans and technical information, as well as access to registrations, permits, regulations and other information for business and industry users.		
Description of Program: Development, support and maintenance of the Air District's web content management system (Sitecore) and websites, including BAAQMD.gov and SparetheAir.org.		
Justification of Change Request: As the Air District website migrates from its current format to one that is new and improved, it's content and multilingual access needs to be maintained to allow greater public accessibility in line with the Public Participation Plan.		
Activities		
Provide support for multilingual translation of main website		
Provide support for content editing and auditing of main website		
Provide support for transition from current to a new website		
Provide assistance, support and training to Division site Editors and Approvers		
Develop, test and implement new features and site components		
Site and system maintenance (upgrades, bug fixes, issue resolution, and general upkeep)		
Develop training materials and documentation for Site Editor and Approver tasks		
Ensure compliance with legal requirements (Web Content Accessibility (508), Privacy Policy, Terms of Use, etc.)		
Process Web statistics and system logs		
Maintain tools (such as widgets & RSS) for use by visitors and on general public websites		
Maintain legacy systems as needed		
Maintain the web content management system (SiteCore) and Air District Websites		
Maintain and manage the hosted environment of related web servers		
Major Objectives		Delivery Date
Continuously implement a content strategy and editor guidelines to improve and prioritize content		Ongoing
Continuously improve BAAQMD.gov user experience and information architecture		Ongoing
Maintain and enhance mobile compatible designs and increase access across a broad range of devices for BAAQMD.gov		Ongoing
Maintain and enhance interactive elements and features on BAAQMD.gov to increase visitor engagement		Ongoing
Address adjustments and enhancements that are requested by the public on BAAQMD.gov		Ongoing
Maintain and enhance accessibility to be fully compliant with ADA requirements as is legally mandated for BAAQMD.gov		Ongoing
Maintain and enhance multilingual services online for BAAQMD.gov and a strategy for ongoing translation needs		Ongoing
Maintain and enhance community specific pages that use geo location to provide the most relevant information		Ongoing
Maintain and enhance the events calendar		Ongoing
Maintain and enhance site search		Ongoing
Continue to develop Site Editor Education and Training Materials		Ongoing

	FYE 2015 Audited Program Expenditures	FYE 2016 Amended Program Budget	FYE 2017 Proposed Program Budget	FTE/Dollar Change	Percent Change
Number of Positions (FTE)	1.09	1.00	1.25	0.25	25.00%
Personnel Expenditures					
Permanent Salaries	51105	\$120,551	\$109,229	\$146,410	\$37,181 34.04%
Overtime Salaries	51150	\$13,173			
Temporary Salaries	51200				
Payroll Taxes	51300	\$1,772	\$1,527	\$2,065	\$538 35.25%
Pension Benefits	51400	\$15,257	\$16,309	\$23,957	\$7,648 46.89%
FICA Replacement Benefits	51500	\$1,301	\$2,208	\$1,410	(\$798) (36.14%)
Group Insurance Benefits	51600	\$18,461	\$19,032	\$24,843	\$5,811 30.53%
Employee Transportation Subsidy	51700	\$1,161	\$1,860	\$2,250	\$390 20.97%
Workers' Compensation	51800	\$376	\$1,260	\$788	(\$472) (37.46%)
Other Post-Employment Benefits	51850	\$10,736	\$16,438	\$10,274	(\$6,164) (37.50%)
Board Stipends	51900				
Total Personnel Expenditures		\$182,788	\$167,863	\$211,997	\$44,134 26.29%
Services & Supplies Expenditures					
Travel In-State	52200				
Travel Out-Of-State	52225	\$2,589			
Training & Education	52300		\$8,000	\$8,000	
Repair & Maintenance (Equipment)	52400				
Communications	52500				
Building Maintenance	52600				
Utilities	52700				
Postage	52800				
Printing & Reproduction	52900		\$70,000	(\$70,000)	(100.00%)
Equipment Rental	53100				
Rents & Leases	53200				
Professional Services & Contracts	53300	\$670,859	\$727,049	\$650,000	(\$77,049) (10.60%)
General Insurance	53400				
Shop & Field Supplies	53500				
Laboratory Supplies	53600				
Gasoline & Variable Fuel	53700				
Computer Hardware & Software	53800	\$1,151	\$5,000	\$75,000	\$70,000 1400.00%
Stationery & Office Supplies	53900	\$50			
Books & Journals	54100				
Minor Office Equipment	54200				
Depreciation & Amortization	54300				
Non-Capital Assets	54600				
Total Services & Supplies Expenditures		\$674,649	\$810,049	\$733,000	(\$77,049) (9.51%)
Capital Expenditures					
Leasehold Improvements	60100				
Building & Grounds	60105				
Office Equipment	60110				
Computer & Network Equipment	60115				
Motorized Equipment	60120				
Lab & Monitoring Equipment	60125				
Communications Equipment	60130				
General Equipment	60135				
PM2.5 Equipment	60140				
Biowatch Equipment	60145				
Total Capital Expenditures					
Transfer Out	70005				
Total Expenditures		\$857,437	\$977,912	\$944,997	(\$32,915) (3.37%)

FINANCE/ACCOUNTING		701
Managing Division: Executive		
Contact Person: Stephanie Osaze		
Program Purpose: The Finance/Accounting Program is responsible for maintaining the fiscal stewardship and financial accountability of the District.		
Description of Program: This program includes receipt and disbursement of District funds, and associated accounting activities. Accounting staff ensure that all receipts and expenditures are consistent with the approved District budget. The program is also responsible for the fiscal maintenance of TFCA, MSIF, CMP, Goods Movement as well as Federal and State grant funding.		
Justification of Change Request: None.		
Activities		
Process receipts (checks/credit card payments) on a daily basis. (avg. 2,400 checks/mo).		
Process accounts receivable invoices.		
Process accounts payable invoices (avg. 450 general checks issued per month); record and monitor payments.		
Oversee cash flow to ensure fiscal solvency.		
Reconcile receipts and disbursements with District's Treasurer's Office Reports.		
Prepare quarterly comparison statements for the Budget and Finance Committee presentation.		
Prepare for the annual audit of the District's financial records.		
Prepare annual proposed budget book.		
Reconcile various grants and assist in preparation of reimbursement request reports.		
Major Objectives		Delivery Date
Provide budget variance reports to Program Managers within 30 days of period end.		Monthly
Provide quarterly summary variance reports to Division Directors/Officers.		Quarterly
Complete Annual Financial Report for the State Controller's Office.		Annually
Ensure timely payment of accounts payable.		Daily
Record timely processing of check and credit card receipts.		Daily
Manage and oversee the JD Edwards financial software project upgrade.		June 2017

		FYE 2015 Audited Program Expenditures	FYE 2016 Amended Program Budget	FYE 2017 Proposed Program Budget	FTE/Dollar Change	Percent Change
Number of Positions (FTE)		9.94	10.00	10.00		
Personnel Expenditures						
Permanent Salaries	51105	\$873,978	\$911,703	\$933,672	\$21,969	2.41%
Overtime Salaries	51150	\$1,319				
Temporary Salaries	51200	\$16,915				
Payroll Taxes	51300	\$12,858	\$12,890	\$13,169	\$280	2.17%
Pension Benefits	51400	\$110,535	\$137,698	\$152,792	\$15,095	10.96%
FICA Replacement Benefits	51500	\$9,369	\$11,040	\$11,280	\$240	2.17%
Group Insurance Benefits	51600	\$132,778	\$182,016	\$183,276	\$1,260	0.69%
Employee Transportation Subsidy	51700	\$11,336	\$18,600	\$18,000	(\$600)	(3.23%)
Workers' Compensation	51800	\$2,727	\$6,301	\$6,301		
Other Post-Employment Benefits	51850	\$77,835	\$82,192	\$82,192		
Board Stipends	51900					
Total Personnel Expenditures		\$1,249,651	\$1,362,440	\$1,400,682	\$38,243	2.81%
Services & Supplies Expenditures						
Travel In-State	52200	\$3,007	\$1,100	\$1,100		
Travel Out-Of-State	52225		\$2,600	\$2,600		
Training & Education	52300	\$1,329	\$1,600	\$1,600		
Repair & Maintenance (Equipment)	52400		\$3,000	\$3,000		
Communications	52500					
Building Maintenance	52600					
Utilities	52700					
Postage	52800					
Printing & Reproduction	52900	\$4,021	\$4,000	\$5,000	\$1,000	25.00%
Equipment Rental	53100					
Rents & Leases	53200					
Professional Services & Contracts	53300	\$163,489	\$187,575	\$437,500	\$249,925	133.24%
General Insurance	53400					
Shop & Field Supplies	53500					
Laboratory Supplies	53600					
Gasoline & Variable Fuel	53700					
Computer Hardware & Software	53800		\$2,000	\$2,000		
Stationery & Office Supplies	53900	\$36	\$1,200	\$1,200		
Books & Journals	54100	\$38	\$800	\$800		
Minor Office Equipment	54200	\$1,056	\$8,000	\$7,000	(\$1,000)	(12.50%)
Depreciation & Amortization	54300					
Non-Capital Assets	54600					
Total Services & Supplies Expenditures		\$172,977	\$211,875	\$461,800	\$249,925	117.96%
Capital Expenditures						
Leasehold Improvements	60100					
Building & Grounds	60105					
Office Equipment	60110					
Computer & Network Equipment	60115	\$19,173				
Motorized Equipment	60120					
Lab & Monitoring Equipment	60125					
Communications Equipment	60130					
General Equipment	60135					
PM 2.5 Equipment	60140					
Biowatch Equipment	60145					
Total Capital Expenditures		\$19,173				
Transfer In/Out	70005	(\$91,946)				
Total Expenditures		\$1,349,855	\$1,574,315	\$1,862,482	\$288,168	18.30%

PAYROLL		106
Managing Division: Executive and Administrative Resources		
Contact Person: Rex Sanders		
Program Purpose: Administer payroll for District employees and process benefit payments.		
Description of Program: Staff assigned to this program is responsible for administering all aspects of the Air District's payroll, processing of insurance premium payments, sick leave, annual leave, disability payments, worker's compensation, and other related benefits dealing with payroll. Maintains and utilizes the current Ceridian payroll system.		
Justification of Change Request: The budget has increased to reflect the increase in the Ceridian payroll system's fees.		
ACTIVITIES		
Process biweekly payroll.		
Maintain time keeping system.		
Perform necessary data entry for payroll program with timekeeping system.		
Audit payroll records.		
Continue to monitor payroll software; review and make needed revisions to the payroll system.		
Process benefit premium payments for accuracy.		
Monitor vacation/leave records.		
Respond to employment verifications and other external request for payroll information.		
Generate payroll reports.		
MAJOR OBJECTIVES		Delivery Date
Administer and process payroll in an efficient and effective manner. Assists with problem solving on all aspects of payroll. Compliance with all payroll laws and requirements.		Bi-weekly

	FYE 2015 Audited Program Expenditures	FYE 2016 Amended Program Budget	FYE 2017 Proposed Program Budget	FTE/Dollar Change	Percent Change
Number of Positions (FTE)	0.74	1.10	1.20	0.10	9.09%
Personnel Expenditures					
Permanent Salaries	51105 \$75,099	\$120,999	\$125,286	\$4,288	3.54%
Overtime Salaries	51150				
Temporary Salaries	51200				
Payroll Taxes	51300 \$1,104	\$1,733	\$1,786	\$54	3.10%
Pension Benefits	51400 \$9,479	\$18,509	\$20,725	\$2,216	11.97%
FICA Replacement Benefits	51500 \$803	\$1,214	\$1,354	\$139	11.46%
Group Insurance Benefits	51600 \$11,404	\$14,094	\$19,346	\$5,252	37.27%
Employee Transportation Subsidy	51700 \$715	\$1,674	\$2,160	\$486	29.03%
Workers' Compensation	51800 \$234	\$693	\$756	\$63	9.09%
Other Post-Employment Benefits	51850 \$6,688	\$9,041	\$9,863	\$822	9.09%
Board Stipends	51900				
Total Personnel Expenditures	\$105,527	\$167,957	\$181,276	\$13,319	7.93%
Services & Supplies Expenditures					
Travel In-State	52200				
Travel Out-Of-State	52225 \$178	\$1,000	\$1,300	\$300	30.00%
Training & Education	52300	\$1,100	\$1,600	\$500	45.45%
Repair & Maintenance (Equipment)	52400				
Communications	52500				
Building Maintenance	52600				
Utilities	52700				
Postage	52800				
Printing & Reproduction	52900				
Equipment Rental	53100				
Rents & Leases	53200				
Professional Services & Contracts	53300 \$97,763	\$100,000	\$105,000	\$5,000	5.00%
General Insurance	53400				
Shop & Field Supplies	53500				
Laboratory Supplies	53600				
Gasoline & Variable Fuel	53700				
Computer Hardware & Software	53800				
Stationery & Office Supplies	53900				
Books & Journals	54100				
Minor Office Equipment	54200				
Depreciation & Amortization	54300				
Non-Capital Assets	54600				
Total Services & Supplies Expenditures	\$97,941	\$102,100	\$107,900	\$5,800	5.68%
Capital Expenditures					
Leasehold Improvements	60100				
Building & Grounds	60105				
Office Equipment	60110				
Computer & Network Equipment	60115				
Motorized Equipment	60120				
Lab & Monitoring Equipment	60125				
Communications Equipment	60130				
General Equipment	60135				
PM 2.5 Equipment	60140				
Biowatch Equipment	60145				
Total Capital Expenditures					
Transfer Out	70005 (\$7,765)				
Total Expenditures	\$195,703	\$270,057	\$289,176	\$19,119	7.08%

Benefit Administration		107
Managing Division: Executive and Administrative Resources		
Contact Person: Rex Sanders		
Program Purpose: Administer benefits and safety programs for District employees.		
Description of Program: The Benefits Administration Program includes the following District activities: employee and retiree benefits administration, employee benefits recordkeeping, workers' compensation administration, safety, ergonomics and special events.		
Justification of Change Request:		
Activities		
Administer Policies and Procedures relating to benefits.		
Administer health, dental, and vision care insurance.		
Administer retirement and pension plan.		
Administer life insurance and long-term disability insurance.		
Administer Dependent Care Assistance Plan and Medical Care Reimbursement Plan.		
Administer Workers Compensation Plan		
Administer Deferred Compensation Programs.		
Administer the Employee Assistance Program.		
Administer Cafeteria Plan.		
Administer COBRA.		
Process Human Resource Information system data.		
Administer transit/carpool subsidy.		
Provide orientation for new and separated employees.		
Coordinate Safety Committee activities and administer CalOSHA safety and training requirements.		
Provide adequate safety-related training to support self-funding workers compensation.		
Administer CalOSHA requirements for respiratory fitness medical examinations.		
Conduct a variety of health and safety events.		
Administer Bicycle Program.		
Administer Special Event Programs Including Employee Recognition Award program.		
Major Objectives		Delivery Date
Administer employee benefit programs.		6/30/2017
Administer the ergonomic and emergency planning components of the District's Safety Program.		6/30/2017
Provide management and employee consultation regarding benefits administration.		6/30/2017
Review and perform cost benefit analysis of existing benefit contracts and consider lower-cost alternatives to traditional insurance.		6/30/2017
Administer the Human Resources Information System.		6/30/2017
Provide for compliance with Human Resources laws and requirements applying to public employers.		6/30/2017
Provide benefit-related training		6/30/2017
Coordinate employee recognition program, all hands, and other special events		6/30/2017

		FYE 2015 Audited Program Expenditures	FYE 2016 Amended Program Budget	FYE 2017 Proposed Program Budget	FTE/Dollar Change	Percent Change
Number of Positions (FTE)		1.43	1.40	1.70	0.30	21.43%
Personnel Expenditures						
Permanent Salaries	51105	\$316,908	\$137,362	\$156,311	\$18,949	13.80%
Overtime Salaries	51150	\$71				
Temporary Salaries	51200					
Payroll Taxes	51300	\$83,837	\$1,952	\$2,216	\$264	13.52%
Pension Benefits	51400	\$15,441	\$20,850	\$25,705	\$4,855	23.28%
FICA Replacement Benefits	51500	\$775,732	\$201,546	\$201,918	\$372	0.18%
Group Insurance Benefits	51600	\$1,907,660	\$2,198,358	\$2,501,753	\$303,395	13.80%
Employee Transportation Subsidy	51700	\$1,180	\$2,604	\$3,060	\$456	17.51%
Workers' Compensation	51800	\$33,914	\$882	\$1,071	\$189	21.43%
Other Post-Employment Benefits	51850	\$10,851	\$11,507	\$13,973	\$2,466	21.43%
Board Stipends	51900					
Total Personnel Expenditures		\$3,145,595	\$2,575,061	\$2,906,006	\$330,946	12.85%
Services & Supplies Expenditures						
Travel In-State	52200		\$3,000	\$2,600	(\$400)	(13.33%)
Travel Out-Of-State	52225					
Training & Education	52300	\$8,726	\$88,000	\$78,400	(\$9,600)	(10.91%)
Repair & Maintenance (Equipment)	52400					
Communications	52500	\$728				
Building Maintenance	52600					
Utilities	52700					
Postage	52800					
Printing & Reproduction	52900					
Equipment Rental	53100					
Rents & Leases	53200	\$942				
Professional Services & Contracts	53300	\$67,467	\$110,000	\$120,000	\$10,000	9.09%
General Insurance	53400					
Shop & Field Supplies	53500	\$31,513	\$30,000	\$30,000		
Laboratory Supplies	53600					
Gasoline & Variable Fuel	53700					
Computer Hardware & Software	53800					
Stationery & Office Supplies	53900					
Books & Journals	54100					
Minor Office Equipment	54200					
Depreciation & Amortization	54300					
Non-Capital Assets	54600					
Total Services & Supplies Expenditure:		\$109,376	\$231,000	\$231,000		
Capital Expenditures						
Leasehold Improvements	60100					
Building & Grounds	60105					
Office Equipment	60110					
Computer & Network Equipment	60115					
Motorized Equipment	60120					
Lab & Monitoring Equipment	60125					
Communications Equipment	60130					
General Equipment	60135					
PM 2.5 Equipment	60140					
Biowatch Equipment	60145					
Total Capital Expenditures						
Transfer Out	70005	(\$231,222)				
Total Expenditures		\$3,023,749	\$2,806,061	\$3,137,006	\$330,946	11.79%

Organizational Development		109
Managing Division:		
Executive & Administrative Resources		
Contact Person:		
Rex Sanders		
Program Purpose:		
Provide appropriate workplace learning and organization development to increase organizational effectiveness and results through training and development activities.		
Description of Program:		
The District's training and development program includes career developmental training for all non-management employees; and career developmental training, skills enhancement, safety, knowledge transfer, and succession planning for supervisory and management employees. Development of a rotational program for skill enhancement and job development. It includes analysis of needs assessments and implementation of workforce development activities as part of an overall strategy to retain a top performing and motivated workforce. The program also includes the implementation of wellness activities and events.		
Justification of Change Request:		
Activities		
Provide leadership development training as part of overall succession planning.		
Expand management/supervisory training.		
Provide support staff training.		
Provide labor relations training to management staff.		
Provide Ethics, Equal Opportunity, Diversity and Sexual Harassment prevention training.		
Provide coaching and development support to management and staff as needed.		
Administer Educational Reimbursement Program.		
Development of a specialized rotational job development program.		
Provide for targeted division-specific training as requested or needed.		
Provide and support District-wide training programs as requested or needed.		
Coordinate and implement the various wellness activities and events.		
Major Objectives		Delivery Date
To provide District Employees with appropriate training and development programs. To provide the District with a defined succession program involving appropriate staffing. To provide training, staffing, and development programs allowing flexibility in the changing needs and priorities of the Air District		6/30/17
To provide compliance with Federal, State, and local laws which require training applicable to District programs, processes and activities.		6/30/17
To implement the wellness program.		6/30/17

	FYE 2015 Audited Program Expenditures	FYE 2016 Amended Program Budget	FYE 2017 Proposed Program Budget	FTE/Dollar Change	Percent Change
Number of Positions (FTE)	0.89	1.70	0.90	(0.80)	(47.06%)
Personnel Expenditures					
Permanent Salaries	51105	\$175,477	\$173,402	\$90,673	(\$82,729) (47.71%)
Overtime Salaries	51150				
Temporary Salaries	51200				
Payroll Taxes	51300	\$2,604	\$2,460	\$1,292	(\$1,168) (47.49%)
Pension Benefits	51400	\$22,361	\$26,276	\$14,985	(\$11,291) (42.97%)
FICA Replacement Benefits	51500	\$1,830	\$1,877	\$1,015	(\$862) (45.91%)
Group Insurance Benefits	51600	\$25,541	\$30,726	\$13,734	(\$16,992) (55.30%)
Employee Transportation Subsidy	51700	\$1,602	\$3,162	\$1,620	(\$1,542) (48.77%)
Workers' Compensation	51800	\$548	\$1,071	\$567	(\$504) (47.06%)
Other Post-Employment Benefits	51850	\$15,628	\$13,973	\$7,397	(\$6,576) (47.06%)
Board Stipends	51900				
Total Personnel Expenditures		\$245,589	\$252,946	\$131,283	(\$121,664) (48.10%)
Services & Supplies Expenditures					
Travel In-State	52200	\$1,211	\$1,000	\$2,600	\$1,600 160.00%
Travel Out-Of-State	52225				
Training & Education	52300	\$96,333	\$198,000	\$197,000	(\$1,000) (0.51%)
Repair & Maintenance (Equipment)	52400				
Communications	52500				
Building Maintenance	52600				
Utilities	52700				
Postage	52800				
Printing & Reproduction	52900				
Equipment Rental	53100				
Rents & Leases	53200				
Professional Services & Contracts	53300	\$259	\$500	\$200	(\$300) (60.00%)
General Insurance	53400				
Shop & Field Supplies	53500				
Laboratory Supplies	53600				
Gasoline & Variable Fuel	53700				
Computer Hardware & Software	53800				
Stationery & Office Supplies	53900				
Books & Journals	54100	\$75	\$500	\$200	(\$300) (60.00%)
Minor Office Equipment	54200				
Depreciation & Amortization	54300				
Non-Capital Assets	54600				
Total Services & Supplies Expenditures		\$97,878	\$200,000	\$200,000	
Capital Expenditures					
Leasehold Improvements	60100				
Building & Grounds	60105				
Office Equipment	60110				
Computer & Network Equipment	60115				
Motorized Equipment	60120				
Lab & Monitoring Equipment	60125				
Communications Equipment	60130				
General Equipment	60135				
PM 2.5 Equipment	60140				
Biowatch Equipment	60145				
Total Capital Expenditures					
Transfer Out	70005	(\$18,058)			
Total Expenditures		\$325,409	\$452,946	\$331,283	(\$121,664) (26.86%)

Employment Relations		111
Managing Division: Executive and Administrative Resources		
Contact Person: Rex Sanders		
Program Purpose: Provide management and staff support in the area of employment relations.		
Description of Program: The Employment Relations Program includes the following District activities: classification and compensation, employee relations, labor relations, Equal Employment Opportunity (EEO) programs, personnel regulatory compliance, research and recordkeeping.		
Justification of Change Request: None.		
Activities		
Administer, interpret, and implement the Memorandum of Understanding (MOU) and Personnel Policies and Procedures of the Administrative Code.		
Provide management and staff consultation.		
Administer EEO Policy.		
Meet with Employee Association on appropriate subjects.		
Provide support of grievance/arbitration processes.		
Administer Performance Appraisal System.		
Maintain accurate employment records.		
Provide discipline counseling.		
Major Objectives		Delivery Date
Administer, interpret, implement and comply with the MOU and applicable laws, rules and regulations.		6/30/2017
Administer, interpret, implement and comply with the Personnel Policies and Procedures of the Administrative Code and applicable laws, rules and regulations.		6/30/2017
Administer, interpret, implement and comply with the District's Administrative Instructions.		6/30/2017
Administer the Equal Employment Opportunity policy.		6/30/2017
Continue positive relations with the Employees' Association.		6/30/2017
Ensure reliability of employment history and data.		6/30/2017

		FYE 2015 Audited Program Expenditures	FYE 2016 Amended Program Budget	FYE 2017 Proposed Program Budget	FTE/Dollar Change	Percent Change
Number of Positions (FTE)		2.32	1.62	1.55	(0.07)	(4.32%)
Personnel Expenditures						
Permanent Salaries	51105	\$196,572	\$175,052	\$144,647	(\$30,405)	(17.37%)
Overtime Salaries	51150	\$5,206				
Temporary Salaries	51200	\$14,455				
Payroll Taxes	51300	\$2,912	\$2,487	\$2,041	(\$446)	(17.93%)
Pension Benefits	51400	\$24,651	\$26,570	\$23,683	(\$2,886)	(10.86%)
FICA Replacement Benefits	51500	\$2,134	\$1,788	\$1,748	(\$40)	(2.24%)
Group Insurance Benefits	51600	\$30,456	\$27,856	\$29,645	\$1,789	6.42%
Employee Transportation Subsidy	51700	\$1,938	\$2,046	\$2,790	\$744	36.36%
Workers' Compensation	51800	\$612	\$1,021	\$977	(\$44)	(4.31%)
Other Post-Employment Benefits	51850	\$17,469	\$13,315	\$12,740	(\$575)	(4.32%)
Board Stipends	51900					
Total Personnel Expenditures		\$296,405	\$250,135	\$218,272	(\$31,863)	(12.74%)
Services & Supplies Expenditures						
Travel In-State	52200	\$1,531	\$6,000	\$6,000		
Travel Out-Of-State	52225	\$313				
Training & Education	52300	\$6,387	\$7,000	\$7,000		
Repair & Maintenance (Equipment)	52400					
Communications	52500					
Building Maintenance	52600					
Utilities	52700					
Postage	52800					
Printing & Reproduction	52900					
Equipment Rental	53100					
Rents & Leases	53200					
Professional Services & Contracts	53300	\$135,991	\$241,500	\$241,500		
General Insurance	53400					
Shop & Field Supplies	53500					
Laboratory Supplies	53600					
Gasoline & Variable Fuel	53700					
Computer Hardware & Software	53800	\$408				
Stationery & Office Supplies	53900		\$500	\$500		
Books & Journals	54100	\$157	\$500	\$500		
Minor Office Equipment	54200					
Depreciation & Amortization	54300					
Non-Capital Assets	54600					
Total Services & Supplies Expenditures		\$144,787	\$255,500	\$255,500		
Capital Expenditures						
Leasehold Improvements	60100					
Building & Grounds	60105					
Office Equipment	60110					
Computer & Network Equipment	60115					
Motorized Equipment	60120					
Lab & Monitoring Equipment	60125					
Communications Equipment	60130					
General Equipment	60135					
PM 2.5 Equipment	60140					
Biowatch Equipment	60145					
Total Capital Expenditures						
Transfer Out	70005	(\$21,838)				
Total Expenditures		\$419,354	\$505,635	\$473,772	(\$31,863)	(6.30%)

RECRUITMENT & TESTING		114
Managing Division: Administrative Services		
Contact Person: Rex Sanders		
Program Purpose: The Recruitment and Testing Program conducts recruitment, testing and outreach activities for external and internal candidates to fill vacant positions.		
Description of Program: This program includes costs associated with outreach and advertising for vacant positions, as well as costs for testing candidates, including retaining external panel members. Maintain equal opportunity recruitment policy and compliance with all laws, policies, and requirements.		
Justification of Change Request: None.		
ACTIVITIES		
Online or hard copy advertising of vacant positions.		
Participation in local job fairs and similar outreach activities.		
Travel to regional recruitment events and similar activities.		
Duplicating of recruitment materials.		
Special design services for recruiting materials.		
Professional services for specialized executive management recruitments.		
On-going applicant tracking system subscription and professional services fees.		
Conducting screenings of minimum qualifications, supplemental applications, and resumes.		
Coordinating panel interviews and hiring interviews.		
Performing background checks, reference checks, DMV checks and physical abilities checks.		
Utilization of resources for recruitment such as NeoGov		
MAJOR OBJECTIVES		Delivery Date
Recruitment and testing conducted for "X" number of vacancies.		6/30/2017
"X" number of new external candidates hired.		6/30/2017
"X" number of internal candidates promoted.		6/30/2017
Compliance with all applicable recruitment policies, requirements and law.		6/30/2017
Maintain Air District's Equal Opportunity Policy for recruitment and testing		6/30/2017

		FYE 2015 Audited Program Expenditures	FYE 2016 Amended Program Budget	FYE 2017 Proposed Program Budget	FTE/Dollar Change	Percent Change
Number of Positions (FTE)		1.87	2.00	2.70	0.70	35.00%
Personnel Expenditures						
Permanent Salaries	51105	\$161,823	\$198,367	\$261,204	\$62,837	31.68%
Overtime Salaries	51150	\$1,919				
Temporary Salaries	51200	\$508				
Payroll Taxes	51300	\$2,383	\$2,824	\$3,704	\$880	31.14%
Pension Benefits	51400	\$20,487	\$30,173	\$42,974	\$12,801	42.43%
FICA Replacement Benefits	51500	\$1,693	\$2,208	\$3,046	\$838	37.93%
Group Insurance Benefits	51600	\$24,019	\$34,380	\$46,336	\$11,956	34.77%
Employee Transportation Subsidy	51700	\$1,835	\$3,720	\$4,860	\$1,140	30.65%
Workers' Compensation	51800	\$505	\$1,260	\$1,701	\$441	35.00%
Other Post-Employment Benefits	51850	\$14,412	\$16,438	\$22,192	\$5,754	35.00%
Board Stipends	51900					
Total Personnel Expenditures		\$229,585	\$289,370	\$386,015	\$96,645	33.40%
Services & Supplies Expenditures						
Travel In-State	52200	\$316	\$3,000	\$4,600	\$1,600	53.33%
Travel Out-Of-State	52225					
Training & Education	52300					
Repair & Maintenance (Equipment)	52400					
Communications	52500	\$14,056	\$50,000	\$50,000		
Building Maintenance	52600					
Utilities	52700					
Postage	52800					
Printing & Reproduction	52900	\$455	\$1,000		(\$1,000)	(100.00%)
Equipment Rental	53100					
Rents & Leases	53200					
Professional Services & Contracts	53300	\$15,662	\$100,000	\$100,000		
General Insurance	53400					
Shop & Field Supplies	53500					
Laboratory Supplies	53600					
Gasoline & Variable Fuel	53700					
Computer Hardware & Software	53800					
Stationery & Office Supplies	53900					
Books & Journals	54100					
Minor Office Equipment	54200					
Depreciation & Amortization	54300					
Non-Capital Assets	54600					
Total Services & Supplies Expenditure:		\$30,490	\$154,000	\$154,600	\$600	0.39%
Capital Expenditures						
Leasehold Improvements	60100					
Building & Grounds	60105					
Office Equipment	60110					
Computer & Network Equipment	60115					
Motorized Equipment	60120					
Lab & Monitoring Equipment	60125					
Communications Equipment	60130					
General Equipment	60135					
PM 2.5 Equipment	60140					
Biowatch Equipment	60145					
Total Capital Expenditures						
Transfer Out	70005	(\$16,889)				
Total Expenditures		\$243,185	\$443,370	\$540,615	\$97,245	21.93%

Strategic Facilities		702
Managing Division: Executive & Administrative Services		
Contact Person: Mary Ann Okpalauugo		
Program Purpose: Strategic Facilities Planning and Maintenance of existing facilities, equipment and supplies.		
Description of Program: The Strategic Facilities Planning section provides for the day to day operations of the current facility. Work is underway with our regional partner agencies to prepare for the move to 375 Beale Street scheduled for the Spring, 2016. The development of safety protocols is ongoing, security, and maintenance of existing infrastructure and equipment is ongoing and will include satellite offices.		
Justification of Change Request: The relocation of the Air District's operations to 375 Beale Street is an ongoing priority. Program 702 Budget has been increased to include 939 Ellis Street lease payments through April, 2016.		
Activities		
1) Planning for Air District operations relocation to 375 Beale Street including, working with BAHA and consultants on how the new building will operate once all the agencies have moved in; finalizing programming; furniture acquisition; working with the move coordinator to plan the physical move logistics and parking.		
2) Respond to emergency facility repair requests.		
3) Coordinate employee moves, as requested.		
4) Routine maintenance at offsite facilities: performing preventive and scheduled maintenance as well as maintenance performed in response to signs of wear and tear observed during planned maintenance activities.		
Major Objectives		Delivery Date
1) Planning for Air District operations relocation to 375 Beale Street including, working with BAHA and consultants on how the new building will operate once all the agencies have moved in; finalizing programming; furniture acquisition; working with the move coordinator to play the physical move logistics and parking.		On-going
2) Respond to emergency facility repair requests.		On-going
3) Coordinate employee moves, as requested.		On-going
4) Routine maintenance at satellite offices: perform preventive and scheduled maintenance as well as maintenance performed in response to signs of wear and tear observed during planned maintenance activities		On-going
.		

		FYE 2015 Audited Program Expenditures	FYE 2016 Amended Program Budget	FYE 2017 Proposed Program Budget	FTE/Dollar Change	Percent Change
Number of Positions (FTE)		2.57	2.13	3.00	0.87	40.85%
Personnel Expenditures						
Permanent Salaries	51105	\$415,307	\$219,709	\$310,421	\$90,711	41.29%
Overtime Salaries	51150	\$6,242				
Temporary Salaries	51200	\$54,540				
Payroll Taxes	51300	\$6,245	\$3,117	\$4,430	\$1,313	42.11%
Pension Benefits	51400	\$53,328	\$33,299	\$51,392	\$18,093	54.34%
FICA Replacement Benefits	51500	\$4,790	\$2,352	\$3,384	\$1,032	43.91%
Group Insurance Benefits	51600	\$66,432	\$37,964	\$49,140	\$11,176	29.44%
Employee Transportation Subsidy	51700	\$4,114	\$3,497	\$5,400	\$1,903	54.43%
Workers' Compensation	51800	\$1,296	\$1,342	\$1,890	\$548	40.83%
Other Post-Employment Benefits	51850	\$36,987	\$17,507	\$24,658	\$7,151	40.85%
Board Stipends	51900					
Total Personnel Expenditures		\$649,281	\$318,787	\$450,715	\$131,928	41.38%
Services & Supplies Expenditures						
Travel In-State	52200	\$606	\$1,200	\$1,200		
Travel Out-Of-State	52225		\$200	\$200		
Training & Education	52300		\$500	\$500		
Repair & Maintenance (Equipment)	52400	\$27,265	\$10,000	\$13,606	\$3,606	36.06%
Communications	52500					
Building Maintenance	52600	\$730,365	\$310,000	\$190,000	(\$120,000)	(38.71%)
Utilities	52700	\$380,020	\$177,500	\$45,000	(\$132,500)	(74.65%)
Postage	52800					
Printing & Reproduction	52900					
Equipment Rental	53100					
Rents & Leases	53200	\$1,103,102	\$965,215		(\$965,215)	(100.00%)
Professional Services & Contracts	53300	\$301,481	\$74,823	\$40,000	(\$34,823)	(46.54%)
General Insurance	53400					
Shop & Field Supplies	53500	\$341	\$7,500	\$7,500		
Laboratory Supplies	53600					
Gasoline & Variable Fuel	53700					
Computer Hardware & Software	53800					
Stationery & Office Supplies	53900	\$136				
Books & Journals	54100					
Minor Office Equipment	54200					
Depreciation & Amortization	54300					
Non-Capital Assets	54600					
Total Services & Supplies Expenditure:		\$2,543,316	\$1,546,938	\$298,006	(\$1,248,932)	(80.74%)
Capital Expenditures						
Leasehold Improvements	60100					
Building & Grounds	60105					
Office Equipment	60110					
Computer & Network Equipment	60115					
Motorized Equipment	60120					
Lab & Monitoring Equipment	60125					
Communications Equipment	60130					
General Equipment	60135					
PM 2.5 Equipment	60140					
Biowatch Equipment	60145					
Total Capital Expenditures						
Transfer Out	70005	(\$47,761)				
Total Expenditures		\$3,144,836	\$1,865,725	\$748,721	(\$1,117,004)	(59.87%)

COMMUNICATIONS		703
Managing Division:		
Administrative Services		
Contact Person:		
Satnam Hundel		
Program Purpose:		
Maintenance of the day-to-day communication and reproduction operations of the District.		
Description of Program:		
The day-to-day administrative operations include: sorting and distribution of incoming and outgoing mail, and processing reproduction and subscription requests.		
Justification of Change Request:		
None.		
ACTIVITIES		
Process incoming and outgoing mail (outgoing approximately 30,000 pieces/month).		
Maintain subscription service for District publications (Air Currents).		
Process Directory changes.		
Process photocopying requests.		
Distribute mail in-house.		
MAJOR OBJECTIVES		Delivery Date
Small Business Program		Multi-year
Content Management System		Multi-year

		FYE 2015 Audited Program Expenditures	FYE 2016 Amended Program Budget	FYE 2017 Proposed Program Budget	FTE/Dollar Change	Percent Change
Number of Positions (FTE)		2.08	2.18	3.00	0.82	37.61%
Personnel Expenditures						
Permanent Salaries	51105	\$143,382	\$173,351	\$196,364	\$23,013	13.28%
Overtime Salaries	51150	\$4,750				
Temporary Salaries	51200	\$2,968				
Payroll Taxes	51300	\$2,119	\$2,429	\$2,724	\$295	12.14%
Pension Benefits	51400	\$18,121	\$25,945	\$31,599	\$5,654	21.79%
FICA Replacement Benefits	51500	\$1,550	\$2,407	\$3,384	\$977	40.61%
Group Insurance Benefits	51600	\$21,945	\$37,426	\$60,192	\$22,766	60.83%
Employee Transportation Subsidy	51700	\$1,555	\$2,511	\$5,400	\$2,889	115.05%
Workers' Compensation	51800	\$447	\$1,374	\$1,890	\$516	37.55%
Other Post-Employment Benefits	51850	\$12,769	\$17,918	\$24,658	\$6,740	37.62%
Board Stipends	51900					
Total Personnel Expenditures		\$209,606	\$263,360	\$326,210	\$62,851	23.86%
Services & Supplies Expenditures						
Travel In-State	52200	\$234				
Travel Out-Of-State	52225					
Training & Education	52300	\$39	\$1,500	\$1,500		
Repair & Maintenance (Equipment)	52400		\$50,000	\$50,000		
Communications	52500	\$111,675	\$165,500	\$165,500		
Building Maintenance	52600					
Utilities	52700					
Postage	52800	\$34,766	\$70,000	\$70,000		
Printing & Reproduction	52900	\$1,468	\$40,000	\$40,000		
Equipment Rental	53100					
Rents & Leases	53200					
Professional Services & Contracts	53300	\$232,288	\$500,000	\$500,000		
General Insurance	53400					
Shop & Field Supplies	53500					
Laboratory Supplies	53600					
Gasoline & Variable Fuel	53700					
Computer Hardware & Software	53800					
Stationery & Office Supplies	53900					
Books & Journals	54100					
Minor Office Equipment	54200					
Depreciation & Amortization	54300					
Non-Capital Assets	54600					
Total Services & Supplies Expenditure:		\$380,470	\$827,000	\$827,000		
Capital Expenditures						
Leasehold Improvements	60100					
Building & Grounds	60105					
Office Equipment	60110					
Computer & Network Equipment	60115					
Motorized Equipment	60120					
Lab & Monitoring Equipment	60125					
Communications Equipment	60130					
General Equipment	60135					
PM 2.5 Equipment	60140					
Biowatch Equipment	60145					
Total Capital Expenditures						
Transfer Out	70005	(\$15,429)				
Total Expenditures		\$574,647	\$1,090,360	\$1,153,210	\$62,851	5.76%

375 Beale Street		707
Managing Division: Executive & Administrative Services		
Contact Person: Mary Ann Okpalaugo		
Program Purpose: The cost associated with the Air District's new office space located at 375 Beale Street.		
Description of Program: This program will pay for the lease payments associated the Air District's financing ownership interest of its portion of the new facility through the issuance of a private placement of Certificate of Participation Notes (COPS) with the Bay Area Housing Authority.		
Justification of Change Request: Increase to the program is to pay monthly lease payment of \$100,000 for an entire fiscal year.		
Activities		
1. Payment towards the Air District's financing obligation (COPS).		
Major Objectives		Delivery Date
1. Make monthly payments of \$100,000 towards the financing obligations for the FYE 2016/2017		Monthly

	FYE 2015 Audited Program Expenditures	FYE 2016 Amended Program Budget	FYE 2017 Proposed Program Budget	FTE/Dollar Change	Percent Change
Number of Positions (FTE)					
Personnel Expenditures					
Permanent Salaries	51105				
Overtime Salaries	51150				
Temporary Salaries	51200				
Payroll Taxes	51300				
Pension Benefits	51400				
FICA Replacement Benefits	51500				
Group Insurance Benefits	51600				
Employee Transportation Subsidy	51700				
Workers' Compensation	51800				
Other Post-Employment Benefits	51850				
Board Stipends	51900				
<hr/>					
Travel In-State	52200				
Travel Out-Of-State	52225				
Training & Education	52300				
Repair & Maintenance (Equipment)	52400				
Communications	52500				
Building Maintenance	52600				
Utilities	52700				
Postage	52800				
Printing & Reproduction	52900				
Equipment Rental	53100				
Rents & Leases	53200		\$1,200,000	\$1,200,000	
Professional Services & Contracts	53300	\$300,000		(\$300,000)	(100.00%)
General Insurance	53400				
Shop & Field Supplies	53500				
Laboratory Supplies	53600				
Gasoline & Variable Fuel	53700				
Computer Hardware & Software	53800				
Stationery & Office Supplies	53900				
Books & Journals	54100				
Minor Office Equipment	54200				
Depreciation & Amortization	54300				
Non-Capital Assets	54600				
Total Services & Supplies Expenditures		\$300,000	\$1,200,000	\$900,000	300.00%
Capital Expenditures					
Leasehold Improvements	60100				
Building & Grounds	60105				
Office Equipment	60110				
Computer & Network Equipment	60115				
Motorized Equipment	60120				
Lab & Monitoring Equipment	60125				
Communications Equipment	60130				
General Equipment	60135				
PM 2.5 Equipment	60140				
Biowatch Equipment	60145				
Total Capital Expenditures					
Transfer Out	70005				
Total Expenditures		\$300,000	\$1,200,000	\$900,000	300.00%

PURCHASING		708
Managing Division:		
Administrative Services		
Contact Person:		
Satnam Hundel		
Program Purpose:		
Provide for the purchasing of equipment and supplies, negotiate lease and service contracts.		
Description of Program:		
This program is responsible for the purchase of equipment and supplies; staff also negotiates lease and service contracts, and is responsible for property management administration of various insurance policies, and coordination of the disposal of surplus equipment.		
Justification of Change Request:		
None.		
ACTIVITIES		
Process purchase order requests (approximately 60/month).		
Approve the purchase of necessary office supplies as requested by District personnel.		
Administer District contracts and negotiate lease renewals.		
Process service requests on equipment under maintenance.		
Deliver requested office supplies.		
Negotiate best price on sale of surplus equipment.		
MAJOR OBJECTIVES		Delivery Date

		FYE 2015 Audited Program Expenditures	FYE 2016 Amended Program Budget	FYE 2017 Proposed Program Budget	FTE/Dollar Change	Percent Change
Number of Positions (FTE)		3.04	2.88	4.00	1.12	38.89%
Personnel Expenditures						
Permanent Salaries	51105	\$305,506	\$249,449	\$426,132	\$176,684	70.83%
Overtime Salaries	51150	\$93				
Temporary Salaries	51200					
Payroll Taxes	51300	\$4,495	\$3,501	\$5,988	\$2,487	71.05%
Pension Benefits	51400	\$38,628	\$37,396	\$69,472	\$32,076	85.77%
FICA Replacement Benefits	51500	\$3,272	\$3,180	\$4,512	\$1,332	41.91%
Group Insurance Benefits	51600	\$46,300	\$49,685	\$83,004	\$33,319	67.06%
Employee Transportation Subsidy	51700	\$5,702	\$4,278	\$7,200	\$2,922	68.30%
Workers' Compensation	51800	\$953	\$1,815	\$2,521	\$706	38.90%
Other Post-Employment Benefits	51850	\$27,208	\$23,671	\$32,877	\$9,206	38.89%
Board Stipends	51900					
Total Personnel Expenditures		\$432,157	\$372,974	\$631,706	\$258,732	69.37%
Services & Supplies Expenditures						
Travel In-State	52200					
Travel Out-Of-State	52225					
Training & Education	52300		\$1,000	\$1,000		
Repair & Maintenance (Equipment)	52400	(\$2,499)				
Communications	52500					
Building Maintenance	52600					
Utilities	52700					
Postage	52800					
Printing & Reproduction	52900	\$7,005	\$30,000	\$30,000		
Equipment Rental	53100					
Rents & Leases	53200					
Professional Services & Contracts	53300	\$300				
General Insurance	53400	\$477,413	\$600,000	\$600,000		
Shop & Field Supplies	53500					
Laboratory Supplies	53600					
Gasoline & Variable Fuel	53700					
Computer Hardware & Software	53800					
Stationery & Office Supplies	53900	\$33,897	\$75,000	\$85,000	\$10,000	13.33%
Books & Journals	54100					
Minor Office Equipment	54200					
Depreciation & Amortization	54300					
Non-Capital Assets	54600					
Total Services & Supplies Expenditures		\$516,117	\$706,000	\$716,000	\$10,000	1.42%
Capital Expenditures						
Leasehold Improvements	60100					
Building & Grounds	60105					
Office Equipment	60110					
Computer & Network Equipment	60115					
Motorized Equipment	60120					
Lab & Monitoring Equipment	60125					
Communications Equipment	60130					
General Equipment	60135					
PM 2.5 Equipment	60140					
Biowatch Equipment	60145					
Total Capital Expenditures						
Transfer Out	70005	(\$31,797)				
Total Expenditures		\$916,477	\$1,078,974	\$1,347,706	\$268,732	24.91%

SHARED SERVICES		709
Managing Division:		
Executive & Administrative Services		
Contact Person:		
Mary Ann Okpalaugo		
Program Purpose:		
The vision for 375 Beale Street includes the sharing of limited business operations and technology functions between the Air District, Metropolitan Transportation Commission, and the Association of Bay Area Governments at move-in.		
Description of Program:		
A shared services component is being developed by the Executive Officer(s)/Directors for implementation prior to move-in; including personnel and shared business operations, IT license and maintenance agreements required for a shared services component for the agencies.		
Justification of Change Request:		
The shared services component includes general services and technology functions: personnel, conference room scheduling, conference room set-up, video conferencing, webcasting, copy/print/mail production and distribution, shared fleet management, shuttle service, wellness center; email, calendaring, telephone systems, wireless network, internet connectivity, printing, electronic file storage, and server rooms maintenance.		
ACTIVITIES		
1. Development and implementation of service level agreements with partner agencies		
2. Development and implementation of communication plan for building protocols		
3. Development and implementation of training materials for new technologies and services available at 375 Beale Street		
4. Develop Shared Services Budget and Responsibilities		
MAJOR OBJECTIVES		
1. Develop communication plan for building protocols		Delivery Date
2. Develop Shared Services Budget and Responsibilities		On-going
3. Develop service level agreements with other agencies		03/2016
4. Develop training materials on new technologies and services available at 375 Beale Street		03/2016
		02/2016

	FYE 2015 Audited Program Expenditures	FYE 2016 Amended Program Budget	FYE 2017 Proposed Program Budget	FTE/Dollar Change	Percent Change
Number of Positions (FTE)		2.00		(2.00)	(100.00%)
Personnel Expenditures					
Permanent Salaries	51105	\$173,375		(\$173,375)	(100.00%)
Overtime Salaries	51150				
Temporary Salaries	51200				
Payroll Taxes	51300	\$2,457		(\$2,457)	(100.00%)
Pension Benefits	51400	\$26,246		(\$26,246)	(100.00%)
FICA Replacement Benefits	51500	\$2,208		(\$2,208)	(100.00%)
Group Insurance Benefits	51600	\$35,136		(\$35,136)	(100.00%)
Employee Transportation Subsidy	51700	\$2,790		(\$2,790)	(100.00%)
Workers' Compensation	51800	\$1,261		(\$1,261)	(100.00%)
Other Post-Employment Benefits	51850	\$16,438		(\$16,438)	(100.00%)
Board Stipends	51900				
Total Personnel Expenditures		\$259,911		(\$259,911)	(100.00%)
Services & Supplies Expenditures					
Travel In-State	52200				
Travel Out-Of-State	52225				
Training & Education	52300				
Repair & Maintenance (Equipment)	52400				
Communications	52500				
Building Maintenance	52600				
Utilities	52700				
Postage	52800				
Printing & Reproduction	52900				
Equipment Rental	53100				
Rents & Leases	53200				
Professional Services & Contracts	53300		\$1,981,868	\$1,981,868	
General Insurance	53400				
Shop & Field Supplies	53500				
Laboratory Supplies	53600				
Gasoline & Variable Fuel	53700				
Computer Hardware & Software	53800				
Stationery & Office Supplies	53900				
Books & Journals	54100				
Minor Office Equipment	54200				
Depreciation & Amortization	54300				
Non-Capital Assets	54400				
Total Services & Supplies Expenditures			\$1,981,868	\$1,981,868	
Capital Expenditures					
Leasehold Improvements	60100				
Building & Grounds	60105				
Office Equipment	60110				
Computer & Network Equipment	60115				
Motorized Equipment	60120				
Lab & Monitoring Equipment	60125				
Communications Equipment	60130				
General Equipment	60135				
PM 2.5 Equipment	60140				
Biowatch Equipment	60145				
Total Capital Expenditures					
Transfer Out	70005				
Total Expenditures		\$259,911	\$1,981,868	\$1,721,957	662.52%

VEHICLE MAINTENANCE		710
Managing Division: Executive and Administrative Resources		
Contact Person: Satnam Hundel		
Program Purpose: Fleet maintenance and inspection to ensure safe and reliable transportation.		
Description of Program: The vehicle maintenance section includes the maintenance of the District's 135-vehicle fleet, vehicle financing, tracking and diagnostics fuel records of District vehicles. All vehicle maintenance is now outsourced for service. As of FYE 2014/15, Ninety-four (93) vehicles are leased from Enterprise Fleet Services on a Full Maintenance Program. One (1) Electric vehicle is leased from Nissan Motor Acceptance Corporation where routine services are covered by the vehicle warranty plan. Forty-one (41) of the vehicles are owned by the District and are included in the Enterprise Maintenance Management Program in which Enterprise assists the District in handling all scheduled and non-scheduled repairs.		
Justification of Change Request: None.		
ACTIVITIES		
Perform factory-recommended preventive vehicle maintenance.		
Perform routine vehicle service on District cars.		
Respond to emergency calls within one hour.		
Manage insurance contracts on District vehicles; process damage claims.		
Train staff in new technology in vehicle maintenance, evaluation and repairs.		
Modify and maintain up-to-date vehicle maintenance procedures.		
Oversee Enterprise-leased vehicles maintenance appointments.		
Perform yearly smog checks on District vehicles.		
Quarterly Fuel Reporting.		
Vehicle disposal and purchasing.		
Cost Management and billing.		
Plan and prepare annual budget, expenditures and analyze all financial objectives		
Create/update fleet policy and procedures, to include vehicle assignment, personal use, replacement policy, accident reporting process, and other procedures		
MAJOR OBJECTIVES		Delivery Date
Completion of yearly maintenance on all District vehicles.		6/30/2016
Completion of annual smog check for selected District vehicles.		6/30/2016
Reducing the District vehicles carbon foot print with alternative fuel options such as Compressed Natural Gas (CNG) and Electric Vehicles (EVs)		6/30/2016

Vehicle Maintenance

710

		FYE 2015 Audited Program Expenditures	FYE 2016 Amended Program Budget	FYE 2017 Proposed Program Budget	FTE/Dollar Change	Percent Change
Number of Positions (FTE)		0.88	1.94		(1.94)	(100.00%)
Personnel Expenditures						
Permanent Salaries	51105	\$81,772	\$176,063		(\$176,063)	(100.00%)
Overtime Salaries	51150	\$403				
Temporary Salaries	51200					
Payroll Taxes	51300	\$1,206	\$2,477		(\$2,477)	(100.00%)
Pension Benefits	51400	\$10,365	\$26,462		(\$26,462)	(100.00%)
FICA Replacement Benefits	51500	\$896	\$2,142		(\$2,142)	(100.00%)
Group Insurance Benefits	51600	\$12,702	\$31,384		(\$31,384)	(100.00%)
Employee Transportation Subsidy	51700	\$2,413	\$2,976		(\$2,976)	(100.00%)
Workers' Compensation	51800	\$255	\$1,222		(\$1,222)	(100.00%)
Other Post-Employment Benefits	51850	\$7,283	\$15,945		(\$15,945)	(100.00%)
Board Stipends	51900					
Total Personnel Expenditures		\$117,294	\$258,671		(\$258,671)	(100.00%)
Services & Supplies Expenditures						
Travel In-State	52200	\$5,040				
Travel Out-Of-State	52225					
Training & Education	52300		\$2,000	\$2,000		
Repair & Maintenance (Equipment)	52400	\$15,077	\$10,000	\$10,000		
Communications	52500					
Building Maintenance	52600					
Utilities	52700	\$11,919				
Postage	52800					
Printing & Reproduction	52900					
Equipment Rental	53100					
Rents & Leases	53200	\$452,559	\$500,000	\$500,000		
Professional Services & Contracts	53300		\$10,000	\$10,000		
General Insurance	53400	\$81,861	\$50,000	\$50,000		
Shop & Field Supplies	53500	\$262				
Laboratory Supplies	53600					
Gasoline & Variable Fuel	53700	\$170,089	\$150,000	\$200,000	\$50,000	33.33%
Computer Hardware & Software	53800					
Stationery & Office Supplies	53900	\$69				
Books & Journals	54100					
Minor Office Equipment	54200					
Depreciation & Amortization	54300					
Non-Capital Assets	54600					
Total Services & Supplies Expenditures		\$736,877	\$722,000	\$772,000	\$50,000	6.93%
Capital Expenditures						
Leasehold Improvements	60100					
Building & Grounds	60105					
Office Equipment	60110					
Computer & Network Equipment	60115					
Motorized Equipment	60120					
Lab & Monitoring Equipment	60125					
Communications Equipment	60130					
General Equipment	60135					
PM 2.5 Equipment	60140					
Biowatch Equipment	60145					
Total Capital Expenditures						
Transfer Out	70005	(\$8,632)				
Total Expenditures		\$845,539	\$980,671	\$772,000	(\$208,671)	(21.28%)

Information Management Records & Content		712
Managing Division:		
Information Services		
Contact Person:		
Satnam Hundel		
Program Purpose:		
To provide archival and retrieval services for the District's records produced by various Divisions.		
Description of Program:		
This program formalizes the centralization of archival data for District records provided by the various Divisions.		
Justification of Change Request:		
.		
Activities		
Manage and Support of Physical Storage of District Records.		
Major Objectives		Delivery Date

		FYE 2015 Audited Program Expenditures	FYE 2016 Amended Program Budget	FYE 2017 Proposed Program Budget	FTE/Dollar Change	Percent Change
Number of Positions (FTE)				1.00	1.00	
Personnel Expenditures						
Permanent Salaries	51105	\$565,398		\$129,287	\$129,287	
Overtime Salaries	51150	\$29				
Temporary Salaries	51200	\$22,298				
Payroll Taxes	51300	\$8,342		\$1,851	\$1,851	
Pension Benefits	51400	\$71,667		\$21,473	\$21,473	
FICA Replacement Benefits	51500	\$6,082		\$1,128	\$1,128	
Group Insurance Benefits	51600	\$86,071		\$15,972	\$15,972	
Employee Transportation Subsidy	51700	\$5,410		\$1,800	\$1,800	
Workers' Compensation	51800	\$1,764		\$630	\$630	
Other Post-Employment Benefits	51850	\$50,354		\$8,219	\$8,219	
Board Stipends	51900					
Total Personnel Expenditures		\$817,414		\$180,360	\$180,360	
Services & Supplies Expenditures						
Travel In-State	52200					
Travel Out-Of-State	52225					
Training & Education	52300			\$5,000	\$5,000	
Repair & Maintenance (Equipment)	52400					
Communications	52500			\$10,000	\$10,000	
Building Maintenance	52600					
Utilities	52700					
Postage	52800					
Printing & Reproduction	52900			\$85,000	\$85,000	
Equipment Rental	53100					
Rents & Leases	53200					
Professional Services & Contracts	53300			\$150,000	\$150,000	
General Insurance	53400					
Shop & Field Supplies	53500			\$15,000	\$15,000	
Laboratory Supplies	53600					
Gasoline & Variable Fuel	53700					
Computer Hardware & Software	53800					
Stationery & Office Supplies	53900			\$5,000	\$5,000	
Books & Journals	54100					
Minor Office Equipment	54200					
Depreciation & Amortization	54300					
Non-Capital Assets	54600					
Total Services & Supplies Expenditure:				\$270,000	\$270,000	
Capital Expenditures						
Leasehold Improvements	60100					
Building & Grounds	60105					
Office Equipment	60110					
Computer & Network Equipment	60115					
Motorized Equipment	60120					
Lab & Monitoring Equipment	60125					
Communications Equipment	60130					
General Equipment	60135					
PM 2.5 Equipment	60140					
Biowatch Equipment	60145					
Total Capital Expenditures						
Transfer Out	70005	(\$60,145)				
Total Expenditures		\$757,269		\$450,360	\$450,360	

(page intentionally left blank)

LEGAL SERVICES DIVISION

The Air District Counsel provides legal advice, counseling and representation to the Board of Directors and its Committees, the Executive Officer/APCO, District staff, and the Advisory Council in the execution of their respective statutory mandates and responsibilities. The District Counsel also represents, or manages outside counsel, representing the Air District in all litigation involving the Air District and in matters before the Air District's Hearing Board. The Air District Counsel primarily practices in the areas of general civil law, Federal, State and local air pollution control law, administrative law, Federal and State civil litigation, government law and the California Environmental Quality Act (CEQA).

For FYE 2015, the Air District Counsel will continue to implement significant changes in the Mutual Settlement and Civil Penalty Programs; such efforts over the past several fiscal years have been very effective in improving these programs. Efforts by District Counsel's attorneys and the Mutual Settlement Program staff have resulted in a nearly complete effort of resolving the existing inventory of enforcement cases. In addition, implementation of a Small Claims Court program for some enforcement cases in which settlement could not be reached through pre-litigation negotiation has been highly successful. The efforts to be undertaken this fiscal year are once again designed to properly implement legal requirements regarding settlements, deter repeat violations, impose civil penalties commensurate with the nature of the air quality violation involved, remove the economic benefit of violations, and encourage rule compliance by the regulated community. This fiscal year, Air District Counsel will continue the development and improvement of the Mutual Settlement Program. The Air District Counsel will also continue to coordinate with, and provide training for, Compliance and Enforcement Division staff regarding case development. These efforts will ensure that effective enforcement cases are built from the beginning of investigations, and will result in more effective settlements and prosecutions. The Air District Counsel's attorneys will continue their focus on civil penalty enforcement investigations and actions, including civil litigation and, where appropriate, Hearing Board enforcement proceedings.

Air District Counsel's attorneys will continue to advise Air District staff on rulemaking, permitting and air quality planning activities. In this regard, Air District Counsel will continue its efforts to coordinate closely with the District's staff on these issues to minimize challenges to District decision-making. District Counsel will also continue to represent the Executive Officer/APCO before the Hearing Board, counsel the Board of Directors and its Committees as to their legal authority and duties and interact with EPA, CARB, other Air Districts and private attorneys on various matters. District Counsel will continue to use outside labor/employment law firms to handle the specialized practice of labor and employment law counseling, negotiations and litigation. Due in large part to the efforts of attorneys in the District Counsel's office, the vast majority of the litigation pending against the District was resolved in FYE 2005. Cases filed in the intervening years have been more efficiently addressed and resolved. In addition to continuing to provide pre-litigation counseling, and to handle litigation matters internally, the District Counsel will continue to manage the efforts of outside counsel as appropriate in litigation, employment, and specialized counseling matters.

The Air District Counsel will continue to provide the Board of Directors, the Executive Officer/APCO and District staff with exemplary legal counsel and representation.

LEGAL COUNSEL		201
Managing Division:		
Legal		
Contact Person:		
Brian C. Bunger		
Program Purpose:		
To advise, counsel and assist the Board of Directors, the Executive Officer/APCO, and District staff on all legal matters related to the Air District's clean air mission and operations.		
Description of Program:		
The Air District Counsel provides a wide variety of legal services to the Board of Directors, the Executive Officer/APCO, Advisory Council, and District staff. Those services include advising and counseling on issues arising under Federal and State air pollution laws, the Brown Act, the California Environmental Quality Act (CEQA), the Public Records Act, and conflict of interest laws. Attorneys in the District Counsel's office prepare and review complex contracts, provide legal opinions and advice on rule development, and governmental and general law issues, such as enforcement, permitting and air quality planning matters. Work in the District Counsel's office also includes the development and implementation of legal policy documents for the District.		
Justification of Change Request:		
None.		
ACTIVITIES		
Staff all Board of Director and Board Committee meetings and provide legal advice and direction, as necessary, at such meetings.		
Draft all necessary resolutions for adoption by the Board of Directors.		
Provide all legal opinions, reports and correspondence requested by the Board of Directors, the Advisory Council and the Executive Officer/APCO.		
Provide all legal opinions, reports and correspondence requested by the Board of Directors, the Advisory Council and the Executive Officer/APCO.		
Review and comment on all legislative proposals affecting the District.		
Provide legal advice and review of all rule adoptions and amendments including CEQA analysis.		
Staff all meetings with District staff, members of the public, representatives of other public agencies, environmental groups, industry, the press and legislative representatives involving District permitting, rule development or enforcement.		
Provide legal advice, direction and contract drafting to administration of TFCA.		
Advise and assist the Executive Officer/APCO and District staff in legal matters involving contracts, the Public Records Act, conflicts of interest, leases and copyrights.		
Provide all staff support functions associated with the above activities.		
Advise Air District staff and the Board of Directors on all issues related to the Federal Clean Air Act, California Clean Air Act and associated State and Federal regulations.		
MAJOR OBJECTIVES		Delivery Date

		FYE 2015 Audited Program Expenditures	FYE 2016 Amended Program Budget	FYE 2017 Proposed Program Budget	FTE/Dollar Change	Percent Change
Number of Positions (FTE)		7.22	7.68	8.89	1.21	15.76%
Personnel Expenditures						
Permanent Salaries	51105	\$1,031,046	\$1,100,346	\$1,262,086	\$161,740	14.70%
Overtime Salaries	51150					
Temporary Salaries	51200	\$9,794				
Payroll Taxes	51300	\$15,184	\$15,681	\$17,951	\$2,270	14.48%
Pension Benefits	51400	\$131,297	\$167,512	\$208,266	\$40,754	24.33%
FICA Replacement Benefits	51500	\$11,160	\$8,479	\$10,028	\$1,549	18.27%
Group Insurance Benefits	51600	\$158,230	\$126,142	\$168,435	\$42,293	33.53%
Employee Transportation Subsidy	51700	\$9,967	\$14,765	\$17,466	\$2,701	18.29%
Workers' Compensation	51800	\$3,217	\$4,839	\$5,602	\$763	15.77%
Other Post-Employment Benefits	51850	\$91,823	\$63,123	\$73,068	\$9,945	15.75%
Board Stipends	51900					
Total Personnel Expenditures		\$1,461,718	\$1,500,887	\$1,762,902	\$262,015	17.46%
Services & Supplies Expenditures						
Travel In-State	52200	\$500	\$1,800	\$1,800		
Travel Out-Of-State	52225	\$1,648	\$1,200	\$1,200		
Training & Education	52300	\$1,527	\$5,500	\$5,500		
Repair & Maintenance (Equipment)	52400					
Communications	52500	\$7,573	\$1,200	\$1,200		
Building Maintenance	52600					
Utilities	52700					
Postage	52800					
Printing & Reproduction	52900	\$1,310	\$1,000	\$1,000		
Equipment Rental	53100					
Rents & Leases	53200					
Professional Services & Contracts	53300	\$17,161	\$20,000	\$20,000		
General Insurance	53400					
Shop & Field Supplies	53500					
Laboratory Supplies	53600					
Gasoline & Variable Fuel	53700					
Computer Hardware & Software	53800	\$57				
Stationery & Office Supplies	53900	\$348				
Books & Journals	54100	\$39,020	\$48,900	\$48,900		
Minor Office Equipment	54200					
Depreciation & Amortization	54300					
Non-Capital Assets	54600					
Total Services & Supplies Expenditures		\$69,143	\$79,600	\$79,600		
Capital Expenditures						
Leasehold Improvements	60100					
Building & Grounds	60105					
Office Equipment	60110					
Computer & Network Equipment	60115					
Motorized Equipment	60120					
Lab & Monitoring Equipment	60125					
Communications Equipment	60130					
General Equipment	60135					
PM 2.5 Equipment	60140					
Biowatch Equipment	60145					
Total Capital Expenditures						
Transfer Out	70005					
Total Expenditures		\$1,530,861	\$1,580,487	\$1,842,502	\$262,015	16.58%

HEARING BOARD PROCEEDINGS		202
Managing Division:		
Legal		
Contact Person:		
Brian C. Bungler		
Program Purpose:		
To represent the Air District in all proceedings involving variances, orders of abatement, permit appeals and permit revocations before the Air District's Hearing Board.		
Description of Program:		
The Air District Counsel provides all necessary legal representation and counsel for the District in variance, order of abatement, permit appeal and permit revocation actions before the Air District's Hearing Board. Permit holders may seek variance relief from the Hearing Board when they are unable to meet a District rule or permit requirement as long as state law requirements are met. The District may seek orders of abatement against facilities for on-going violations, or seek to revoke those facilities' permits. The Air District Counsel also represents the District in appeals by applicants or third parties to permit, emission reduction credit, and interchangeable emission reduction credit decisions made by the District. In addition, the Air District Counsel works with the Hearing Board's members and staff to improve the Hearing Board's rules and procedures.		
Justification of Change Request:		
None.		
ACTIVITIES		
Review and advise Air District staff regarding the legal and factual sufficiency of variance requests.		
Prepare and/or review all required written correspondence, pleadings and orders.		
Represent the Air District in all Hearing Board matters, including preparing all written submissions for these cases.		
Prepare Air District witnesses for hearings.		
Provide staff support functions associated with the above activities.		
MAJOR OBJECTIVES		Delivery Date

		FYE 2015 Audited Program Expenditures	FYE 2016 Amended Program Budget	FYE 2017 Proposed Program Budget	FTE/Dollar Change	Percent Change
Number of Positions (FTE)		0.52	0.28	0.34	0.06	21.43%
Personnel Expenditures						
Permanent Salaries	51105	\$79,590	\$38,460	\$59,019	\$20,558	53.45%
Overtime Salaries	51150					
Temporary Salaries	51200					
Payroll Taxes	51300	\$1,171	\$552	\$848	\$296	53.63%
Pension Benefits	51400	\$10,077	\$5,894	\$9,835	\$3,940	66.85%
FICA Replacement Benefits	51500	\$823	\$309	\$384	\$74	24.07%
Group Insurance Benefits	51600	\$11,819	\$3,552	\$5,818	\$2,266	63.81%
Employee Transportation Subsidy	51700	\$752	\$475	\$612	\$137	28.79%
Workers' Compensation	51800	\$248	\$176	\$214	\$38	21.59%
Other Post-Employment Benefits	51850	\$7,088	\$2,301	\$2,795	\$494	21.47%
Board Stipends	51900					
Total Personnel Expenditures		\$111,568	\$51,720	\$79,523	\$27,804	53.76%
Services & Supplies Expenditures						
Travel In-State	52200					
Travel Out-Of-State	52225					
Training & Education	52300					
Repair & Maintenance (Equipment)	52400					
Communications	52500					
Building Maintenance	52600					
Utilities	52700					
Postage	52800					
Printing & Reproduction	52900					
Equipment Rental	53100					
Rents & Leases	53200					
Professional Services & Contracts	53300					
General Insurance	53400					
Shop & Field Supplies	53500					
Laboratory Supplies	53600					
Gasoline & Variable Fuel	53700					
Computer Hardware & Software	53800					
Stationery & Office Supplies	53900					
Books & Journals	54100					
Minor Office Equipment	54200					
Depreciation & Amortization	54300					
Non-Capital Assets	54600					
Total Services & Supplies Expenditure						
Capital Expenditures						
Leasehold Improvements	60100					
Building & Grounds	60105					
Office Equipment	60110					
Computer & Network Equipment	60115					
Motorized Equipment	60120					
Lab & Monitoring Equipment	60125					
Communications Equipment	60130					
General Equipment	60135					
PM 2.5 Equipment	60140					
Biowatch Equipment	60145					
Total Capital Expenditures						
Transfer Out	70005					
Total Expenditures		\$111,568	\$51,720	\$79,523	\$27,804	53.76%

PENALTIES ENFORCEMENT & SETTLEMENT	203
---	------------

Managing Division: Legal
--

Contact Person: Brian C. Bungler
--

Program Purpose: To remove the economic benefit from, and provide a credible and effective deterrence to, violations of Air District Rules by reaching settlements or pursuing penalty enforcement actions fairly and consistently.

Description of Program: The Air District Counsel, in cooperation with the Enforcement and Compliance Division, enforces the Air District's rules by reaching informal settlements through the Mutual Settlement Program, by pursuing administrative enforcement actions (orders of abatement and revocation of permits), by filing and prosecuting civil penalty actions, or by referring cases to other agencies for consideration of civil or criminal enforcement actions within those agencies' jurisdiction.

--

Justification of Change Request: None.
--

--

ACTIVITIES

Administer Mutual Settlement Program.

Pursue Small Claims Court actions to collect civil penalties.

Provide full time clerical staff support for this program.
--

Prepare witnesses and documentary evidence for administrative hearings and civil litigation associated with actions to recover civil penalties.

Meet and confer with District staff and defendants to discuss settlement or to advance litigation.
--

Represent the District in all court hearings, settlement conferences and civil discovery.

Coordinate the referral of cases for civil and criminal prosecution to District Attorney offices and other agencies with jurisdiction over air quality issues.
--

Prepare all correspondence and prepare and file all pleadings in civil and administrative actions.
--

Settle or pursue enforcement actions on all Notices of Violation (NOVs).
--

--

--

MAJOR OBJECTIVES	Delivery Date
-------------------------	----------------------

--	--

--	--

--	--

--	--

--	--

--	--

--	--

--	--

--	--

--	--

--	--

--	--

	FYE 2015 Audited Program Expenditures	FYE 2016 Amended Program Budget	FYE 2017 Proposed Program Budget	FTE/Dollar Change	Percent Change
Number of Positions (FTE)	4.28	4.59	3.93	(0.66)	(14.38%)
Personnel Expenditures					
Permanent Salaries	51105	\$573,547	\$565,412	\$559,101	(\$6,311) (1.12%)
Overtime Salaries	51150				
Temporary Salaries	51200				
Payroll Taxes	51300	\$8,442	\$8,034	\$7,938	(\$96) (1.20%)
Pension Benefits	51400	\$72,793	\$85,827	\$92,098	\$6,271 7.31%
FICA Replacement Benefits	51500	\$6,130	\$5,067	\$4,433	(\$634) (12.52%)
Group Insurance Benefits	51600	\$86,810	\$77,227	\$76,658	(\$569) (0.74%)
Employee Transportation Subsidy	51700	\$5,881	\$8,645	\$7,938	(\$707) (8.18%)
Workers' Compensation	51800	\$1,790	\$2,892	\$2,476	(\$416) (14.38%)
Other Post-Employment Benefits	51850	\$51,079	\$37,726	\$32,301	(\$5,425) (14.38%)
Board Stipends	51900				
Total Personnel Expenditures		\$806,472	\$790,830	\$782,943	(\$7,887) (1.00%)
Services & Supplies Expenditures					
Travel In-State	52200		\$2,400	\$2,400	
Travel Out-Of-State	52225				
Training & Education	52300		\$1,000	\$1,000	
Repair & Maintenance (Equipment)	52400				
Communications	52500				
Building Maintenance	52600				
Utilities	52700				
Postage	52800				
Printing & Reproduction	52900				
Equipment Rental	53100				
Rents & Leases	53200				
Professional Services & Contracts	53300				
General Insurance	53400				
Shop & Field Supplies	53500				
Laboratory Supplies	53600				
Gasoline & Variable Fuel	53700				
Computer Hardware & Software	53800				
Stationery & Office Supplies	53900				
Books & Journals	54100		\$1,000	\$1,000	
Minor Office Equipment	54200				
Depreciation & Amortization	54300				
Non-Capital Assets	54600				
Total Services & Supplies Expenditure			\$4,400	\$4,400	
Capital Expenditures					
Leasehold Improvements	60100				
Building & Grounds	60105				
Office Equipment	60110				
Computer & Network Equipment	60115				
Motorized Equipment	60120				
Lab & Monitoring Equipment	60125				
Communications Equipment	60130				
General Equipment	60135				
PM2.5 Equipment	60140				
Biowatch Equipment	60145				
Total Capital Expenditures					
Transfer Out	70005				
Total Expenditures		\$806,472	\$795,230	\$787,343	(\$7,887) (0.99%)

LITIGATION		205
Managing Division:		
Legal		
Contact Person:		
Brian C. Bunger		
Program Purpose:		
To represent and oversee the Air District representation in State and Federal courts.		
Description of Program:		
Individuals, corporations and organizations may sue the Air District in State or Federal court over District actions; the District Counsel represents the District in such matters. The District Counsel also directs the efforts of outside counsel handling such litigation and advising the District in specialized legal areas such as labor law, employment law and tort actions.		
Justification of Change Request:		
None.		
ACTIVITIES		
Represent Air District in State court actions.		
Represent Air District in Federal court actions.		
Provide litigation status reports to Air District Board of Directors.		
Legal research for litigation matters.		
Monitor and direct activities of outside counsel in general litigation and specialized legal areas such as labor law, employment law and tort actions.		
Provide clerical support for litigation matters.		
MAJOR OBJECTIVES		Delivery Date

	FYE 2015 Audited Program Expenditures	FYE 2016 Amended Program Budget	FYE 2017 Proposed Program Budget	FTE/Dollar Change	Percent Change
Number of Positions (FTE)	0.91	1.45	0.84	(0.61)	(42.07%)
Personnel Expenditures					
Permanent Salaries	51105	\$134,583	\$220,630	\$138,972	(\$81,658) (37.01%)
Overtime Salaries	51150				
Temporary Salaries	51200				
Payroll Taxes	51300	\$1,998	\$3,163	\$1,990	(\$1,173) (37.07%)
Pension Benefits	51400	\$17,423	\$33,789	\$23,092	(\$10,697) (31.66%)
FICA Replacement Benefits	51500	\$1,526	\$1,601	\$948	(\$653) (40.81%)
Group Insurance Benefits	51600	\$21,471	\$21,859	\$14,925	(\$6,934) (31.72%)
Employee Transportation Subsidy	51700	\$1,329	\$3,175	\$2,184	(\$991) (31.20%)
Workers' Compensation	51800	\$420	\$914	\$529	(\$385) (42.12%)
Other Post-Employment Benefits	51850	\$11,986	\$11,918	\$6,904	(\$5,014) (42.07%)
Board Stipends	51900				
Total Personnel Expenditures		\$190,736	\$297,049	\$189,544	(\$107,505) (36.19%)
Services & Supplies Expenditures					
Travel In-State	52200	\$19			
Travel Out-Of-State	52225				
Training & Education	52300	\$365	\$3,000	\$3,000	
Repair & Maintenance (Equipment)	52400				
Communications	52500				
Building Maintenance	52600				
Utilities	52700				
Postage	52800		\$2,300	\$2,300	
Printing & Reproduction	52900				
Equipment Rental	53100				
Rents & Leases	53200				
Professional Services & Contracts	53300	\$12,882	\$235,000	\$235,000	
General Insurance	53400				
Shop & Field Supplies	53500				
Laboratory Supplies	53600				
Gasoline & Variable Fuel	53700				
Computer Hardware & Software	53800				
Stationery & Office Supplies	53900				
Books & Journals	54100				
Minor Office Equipment	54200	\$1,192	\$7,000	\$7,000	
Depreciation & Amortization	54300				
Non-Capital Assets	54600				
Total Services & Supplies Expenditures		\$14,458	\$247,300	\$247,300	
Capital Expenditures					
Leasehold Improvements	60100				
Building & Grounds	60105				
Office Equipment	60110				
Computer & Network Equipment	60115				
Motorized Equipment	60120				
Lab & Monitoring Equipment	60125				
Communications Equipment	60130				
General Equipment	60135				
PM 2.5 Equipment	60140				
Biowatch Equipment	60145				
Total Capital Expenditures					
Transfer Out	70005				
Total Expenditures **		\$205,194	\$544,349	\$436,844	(\$107,505) (19.75%)

(page intentionally left blank)

COMMUNICATIONS OFFICE

The Communications Office coordinates all agency messaging, crisis communications, media relations as well as print, digital and social media outreach for the Air District. The Office provides media and public outreach about the Air District's programs, operations and emergency response.

The Office manages advertising and outreach for Spare the Air, Winter Spare the Air, the Employer Program and the Commuter Benefits Program. The Office represents the Air District at community events for Spare the Air throughout the region.

Office functions include production of publications and digital collateral for the general public. This includes publishing newsletters, the annual report, videos and collateral materials. The office also oversees advertising and public relations on behalf of the Air District and provides graphic design services. The Office maintains the Spare the Air website and related sites, the Spare the Air mobile apps, and manages the Air District and Spare the Air social media channels.

MEDIA RELATIONS		301
Managing Division: Communications Office		
Contact Person: Kristine Roselius		
Program Purpose: Act as the Air District's main point of contact to the public through media and social media. Increase public awareness and understanding of the roles that the public and the Air District have in creating behavior change and reducing air pollution.		
Description of Program: Provide proactive media outreach about air quality issues, Air District programs and the purpose and functions of the agency through printed materials, media events, promotional materials, baaqmd.gov website, press releases, publications videos, podcasts, mobile apps and social media. Develop graphically appealing and compelling images to better message Air District efforts on social media, presentations and displays.		
Justification of Change Request: Budget increased due to the increased use of graphic design services for Air District.		
ACTIVITIES		
Maintain up-to-date and relevant air quality information on the Air District website.		
Develop video and audio podcasts.		
Develop videos about air quality issues and the Air District's programs and rules		
Produce publications including plans, brochures, booklets and other Air District documents.		
Issue press releases and host media events highlighting Air District accomplishments.		
Coordinate the Air District presence at events and fairs throughout the region.		
Develop and implement media, social media and communication strategies around major Air District policies and issues.		
Develop and maintain effective working relationships with members of the media and social media influencers.		
Track and analyze print, internet, radio, social media and television coverage of the Air District.		
Provide development opportunities for staff related to activities and objectives of the Air District.		
Develop emergency response internal, media and social media outreach procedures		
Develop crisis communications internal, media and social media outreach procedures		
Development and management of Air District social media sites		
MAJOR OBJECTIVES		Delivery Date
Produce 2016 Air District Annual Report.		6/30/2017
Publish quarterly Air Currents newsletter.		6/30/2017
Develop media response \ operating procedures, Air District media policy, and social media policy.		Ongoing
Conduct media training for public information officers and other Air District staff.		Ongoing
Develop video podcasts, video news releases / statements, infographics and display graphics for Air District programs / events.		Ongoing

		FYE 2015 Audited Program Expenditures	FYE 2016 Amended Program Budget	FYE 2017 Proposed Program Budget	FTE/Dollar Change	Percent Change
Number of Positions (FTE)		5.43	5.40	5.97	0.57	10.56%
Personnel Expenditures						
Permanent Salaries	51105	\$563,657	\$476,208	\$636,956	\$160,748	33.76%
Overtime Salaries	51150	\$5,489				
Temporary Salaries	51200	\$50				
Payroll Taxes	51300	\$8,295	\$6,735	\$9,021	\$2,286	33.94%
Pension Benefits	51400	\$71,303	\$71,950	\$104,662	\$32,713	45.47%
FICA Replacement Benefits	51500	\$6,084	\$5,962	\$6,734	\$773	12.96%
Group Insurance Benefits	51600	\$86,230	\$85,789	\$110,647	\$24,857	28.97%
Employee Transportation Subsidy	51700	\$5,537	\$7,626	\$9,666	\$2,040	26.75%
Workers' Compensation	51800	\$1,759	\$3,403	\$3,762	\$359	10.55%
Other Post-Employment Benefits	51850	\$50,200	\$44,384	\$49,068	\$4,684	10.55%
Board Stipends	51900					
Total Personnel Expenditures		\$798,604	\$702,057	\$930,516	\$228,459	32.54%
Services & Supplies Expenditures						
Travel In-State	52200	\$5,251	\$5,000	\$6,500	\$1,500	30.00%
Travel Out-Of-State	52225	\$407				
Training & Education	52300	\$2,625	\$13,900	\$13,900		
Repair & Maintenance (Equipment)	52400					
Communications	52500	\$14,382	\$44,000	\$44,000		
Building Maintenance	52600					
Utilities	52700					
Postage	52800	\$3,795	\$4,000	\$4,000		
Printing & Reproduction	52900	\$7,504	\$41,000	\$41,000		
Equipment Rental	53100					
Rents & Leases	53200					
Professional Services & Contracts	53300	\$338,624	\$165,000	\$265,000	\$100,000	60.61%
General Insurance	53400					
Shop & Field Supplies	53500					
Laboratory Supplies	53600					
Gasoline & Variable Fuel	53700					
Computer Hardware & Software	53800	\$14,471	\$7,000	\$11,000	\$4,000	57.14%
Stationery & Office Supplies	53900	\$1,693	\$4,000	\$4,000		
Books & Journals	54100					
Minor Office Equipment	54200					
Depreciation & Amortization	54300					
Non-Capital Assets	54600					
Total Services & Supplies Expenditures		\$388,752	\$283,900	\$389,400	\$105,500	37.16%
Capital Expenditures						
Leasehold Improvements	60100					
Building & Grounds	60105					
Office Equipment	60110					
Computer & Network Equipment	60115					
Motorized Equipment	60120					
Lab & Monitoring Equipment	60125					
Communications Equipment	60130					
General Equipment	60135					
PM 2.5 Equipment	60140					
Biowatch Equipment	60145					
Total Capital Expenditures						
Transfer Out	70005	(\$46,538)				
Total Expenditures		\$1,140,817	\$985,957	\$1,319,916	\$333,959	33.87%

Intermittent Control Programs		303
Managing Division: Communications Office		
Contact Person: Kristine Roselius		
Program Purpose: The Winter Spare the Air program informs and educates the public about the Wood Burning Rule, the health impacts of wood smoke pollution and alternative, cleaner forms of heat.		
Description of Program: The Wood Burning Rule was passed in 2008 and wood burning is banned between November and February when a Winter Spare the Air Alert is called. The Winter Spare the Air campaign informs the public about the health impacts of wood smoke both inside and outside the home. A seasonal messaging/advertising campaign is developed and delivered to the public through regional advertising, public relations, neighborhood events and through seasonal door-to-door outreach and survey campaign.		
Justification of Change Request: Budget increased due to the expansion of graphic design services for events, videos, social media and the web.		
Activities		
Develop and disseminate a Winter Spare the Air campaign to educate the public about the health impacts of wood smoke.		
Prepare and issue media releases, respond to media inquiries and plan media events/deskside & editorial board visits.		
Conduct public opinion surveys to evaluate program and measure behavior change.		
Manage and update the sparetheair.org, baaqmd.gov and sparetheairnow.org websites as well as social media sites including Twitter, Linked In, Pinterest and Facebook.		
Manage notification methods for Winter Spare the Air Alerts, including automated phone alerts, email alerts, online banners, iPhone/Android app and widget.		
Deliver public outreach, advertising and media relations campaigns.		
Provide public outreach at community events throughout the Bay Area.		
Door to door outreach/surveys		
Provide overview of campaign to Public Engagement Committee and Board of Directors.		
Provide outreach to local government leaders and community organizations and the general public about the Winter Spare the Air program.		
Promote the Air District's wood stove/fireplace change-out program.		
Major Objectives		Delivery Date
Launch Winter Spare the Air Season.		11/1/2016
Execute Winter Spare the Air season public outreach campaign.		2/28/2017
Develop video podcasts, video news releases / statements, displays and infographics for Winter Spare the Air programs / events.		2/28/2017
Respond to public inquiries, provide informational speeches and presentations.		2/28/2017
Publicize change-out program		2/28/17
Monitor and measure campaign effectiveness via public opinion surveys.		3/30/2016
Develop Winter Spare the Air Season summary.		4/1/2016
Add text alerts as a Winter Spare the Air Alert notification method.		6/30/2017
Issue Winter Spare the Air Alert advisories when air quality is forecast to reach unhealthy levels.		Ongoing
Provide information about the health impacts of wood smoke to the public, community organizations and local government leaders.		Ongoing

		FYE 2015 Audited Program Expenditures	FYE 2016 Amended Program Budget	FYE 2017 Proposed Program Budget	FTE/Dollar Change	Percent Change
Number of Positions (FTE)		1.89	2.50	1.65	(0.85)	(34.00%)
Personnel Expenditures						
Permanent Salaries	51105	\$187,729	\$249,107	\$186,997	(\$62,110)	(24.93%)
Overtime Salaries	51150	\$14,919				
Temporary Salaries	51200					
Payroll Taxes	51300	\$2,790	\$3,538	\$2,655	(\$883)	(24.97%)
Pension Benefits	51400	\$24,109	\$37,796	\$30,800	(\$6,996)	(18.51%)
FICA Replacement Benefits	51500	\$2,002	\$2,760	\$1,861	(\$899)	(32.57%)
Group Insurance Benefits	51600	\$28,086	\$42,772	\$29,868	(\$12,904)	(30.17%)
Employee Transportation Subsidy	51700	\$1,764	\$3,999	\$2,610	(\$1,389)	(34.73%)
Workers' Compensation	51800	\$586	\$1,575	\$1,040	(\$535)	(33.97%)
Other Post-Employment Benefits	51850	\$16,719	\$20,548	\$13,562	(\$6,986)	(34.00%)
Board Stipends	51900					
Total Personnel Expenditures		\$278,702	\$362,095	\$269,393	(\$92,702)	(25.60%)
Services & Supplies Expenditures						
Travel In-State	52200	\$46				
Travel Out-Of-State	52225					
Training & Education	52300					
Repair & Maintenance (Equipment)	52400					
Communications	52500					
Building Maintenance	52600					
Utilities	52700					
Postage	52800					
Printing & Reproduction	52900					
Equipment Rental	53100					
Rents & Leases	53200					
Professional Services & Contracts	53300	\$862,525	\$922,500	\$972,500	\$50,000	5.42%
General Insurance	53400					
Shop & Field Supplies	53500					
Laboratory Supplies	53600					
Gasoline & Variable Fuel	53700					
Computer Hardware & Software	53800					
Stationery & Office Supplies	53900					
Books & Journals	54100					
Minor Office Equipment	54200					
Depreciation & Amortization	54300					
Non-Capital Assets	54600					
Total Services & Supplies Expend		\$862,571	\$922,500	\$972,500	\$50,000	5.42%
Capital Expenditures						
Leasehold Improvements	60100					
Building & Grounds	60105					
Office Equipment	60110					
Computer & Network Equipment	60115					
Motorized Equipment	60120					
Lab & Monitoring Equipment	60125					
Communications Equipment	60130					
General Equipment	60135					
PM 2.5 Equipment	60140					
Biowatch Equipment	60145					
Total Capital Expenditures						
Transfer Out	70005					
Total Expenditures		\$1,141,274	\$1,284,595	\$1,241,893	(\$42,702)	(3.32%)

Spare the Air (CMAQ)		305
Managing Division: Communications Office		
Contact Person: Kristine Roselius		
Program Purpose: The Spare the Air program encourages the public to reduce their driving, a major source of Bay Area air pollution, and promotes the use of public transit, biking, walking, carpooling, trip reduction and other behavior changes that reduce pollution from automobiles.		
Description of Program: The Spare the Air Program provides health alerts and informs Bay Area residents about air pollution and encourages them to reduce single occupancy driving, especially during their commute to and from work, to improve air quality. The Spare the Air program will also help to promote the Commuter Benefits Program which supports the overall goal of reducing the number of vehicles on Bay Area roads. When air quality is forecast to be unhealthy, the Air District issues Spare the Air Alerts. Outreach to the public is conducted through an advertising and media relations campaign as well as through social media sites such as Twitter and Facebook.		
Justification of Change Request: No change.		
Activities		
Conduct campaign to educate the public about individual choices to reduce air pollution.		
Prepare and issue media releases, respond to media inquiries and plan media events.		
Conduct public opinion surveys to evaluate program and measure behavior change.		
Manage and update the sparettheair.org website as well as campaign landing pages and provide regular updates, measurements and responses for social media sites such as Twitter, Pinterest and Facebook.		
Provide public outreach at community events throughout the Bay Area.		
Notify the public of Spare the Air Alerts through Air- Alerts, the media, sparettheair.org, baaqmd.gov, the iPhone/Android app and social media sites.		
Manage public outreach campaigns for advertising, social media and media relations.		
Provide overview of campaign to Public Engagement Committee and Board of Directors.		
Major Objectives		Delivery Date
Develop the 2017 Spare the Air campaign.		3/01/2017
Launch 2017 Spare the Air ozone season.		5/01/2017
Monitor and measure campaign effectiveness via public opinion surveys.		10/30/2017
Manage the 2017 Spare the Air advertising, media relations and social media campaign.		10/30/2016
Promote Spare the Air clean air activities at public events.		10/30/2017
Develop video podcasts, video news releases / statements, displays and infographics for Spare the Air program / events.		10/30/2017

		FYE 2015 Audited Program Expenditures	FYE 2016 Amended Program Budget	FYE 2017 Proposed Program Budget	FTE/Dollar Change	Percent Change
Number of Positions (FTE)						
Personnel Expenditures						
Permanent Salaries	51105					
Overtime Salaries	51150					
Temporary Salaries	51200					
Payroll Taxes	51300					
Pension Benefits	51400					
FICA Replacement Benefits	51500					
Group Insurance Benefits	51600					
Employee Transportation Subsidy	51700					
Workers' Compensation	51800					
Other Post-Employment Benefits	51850					
Board Stipends	51900					
Total Personnel Expenditures						
Services & Supplies Expenditures						
Travel In-State	52200					
Travel Out-Of-State	52225					
Training & Education	52300					
Repair & Maintenance (Equipment)	52400					
Communications	52500					
Building Maintenance	52600					
Utilities	52700					
Postage	52800					
Printing & Reproduction	52900					
Equipment Rental	53100					
Rents & Leases	53200					
Professional Services & Contracts	53300	\$1,004,179	\$1,000,000	\$1,000,000		
General Insurance	53400					
Shop & Field Supplies	53500					
Laboratory Supplies	53600					
Gasoline & Variable Fuel	53700					
Computer Hardware & Software	53800					
Stationery & Office Supplies	53900					
Books & Journals	54100					
Minor Office Equipment	54200					
Depreciation & Amortization	54300					
Non-Capital Assets	54600					
Total Services & Supplies Expenditures						
		\$1,004,179	\$1,000,000	\$1,000,000		
Capital Expenditures						
Leasehold Improvements	60100					
Building & Grounds	60105					
Office Equipment	60110					
Computer & Network Equipment	60115					
Motorized Equipment	60120					
Lab & Monitoring Equipment	60125					
Communications Equipment	60130					
General Equipment	60135					
PM 2.5 Equipment	60140					
Bio-watch Equipment	60145					
Total Capital Expenditures						
Transfer Out	70005					
Total Expenditures						
		\$1,004,179	\$1,000,000	\$1,000,000		

(PAGE INTENTIONALLY LEFT BLANK)

STRATEGIC INCENTIVES DIVISION

The Strategic Incentives Division administers grant programs to facilitate the execution of projects or programs focused primarily on the reduction of emissions from mobile sources in the Bay Area. The primary grant programs include the Transportation Fund for Clean Air (TFCA), the Carl Moyer Program (CMP), the Mobile Source Incentive Fund (MSIF), the Lower-Emission School Bus Program (LESBP), the California Goods Movement Bond Program (CGMB), in addition to other miscellaneous grant programs. These programs support the implementation of transportation and mobile source measures, as well as other incentive-based initiatives that improve air quality in the region. In FYE 2017 the Strategic Incentives Division will administer approximately \$90 million in grant funds.

Carl Moyer Program Administration		307
Managing Division: Strategic Incentives		
Contact Person: Anthony Fournier		
Program Purpose: Implementation of the Carl Moyer Program (CMP), which provides grants for the execution of projects that reduce emissions from primarily heavy-duty engines.		
Description of Program: The Air District has participated in the CMP, in cooperation with the California Air Resources Board (CARB), since the program began in fiscal year 1998-1999. The CMP provides grants to public and private entities to reduce emissions of oxides of nitrogen (NOx), reactive organic gases (ROG) and particulate matter (PM) from existing heavy-duty engines by either replacing or retrofitting them. Eligible heavy-duty diesel engine applications include on-road trucks and buses, off-road equipment, marine vessels, locomotives, and stationary agricultural pump engines. Air District staff conducts outreach and solicits grant applications, reviews the grant applications according to established criteria, recommends allocation of the funding, monitors progress in implementing funded projects, and reports on the use of funds. This program also includes assessment of mobile source technologies in support of the grant-making function.		
Justification of Change Request: No change.		
ACTIVITIES		
Develop policies and procedures for the administration of the CMP.		
Conduct outreach to interested parties and provide application assistance.		
Evaluate grant applications for eligibility with CMP guidelines.		
Conduct inspections of the baseline and funded project equipment.		
Prepare grant award recommendations and coordinate the execution of funding agreements for the selected projects.		
Administer and monitor projects that have been awarded CMP grants.		
Prepare and submit reports to CARB on the implementation of the CMP.		
Monitor, inspect, and audit current and previously funded programs and projects to assure compliance with State and District guidelines, policies, and statutory and regulatory requirements.		
Prepare technical, financial, and staff reports.		
MAJOR OBJECTIVES		Delivery Date
Finalize policies and procedures for the new CMP funding cycle (Year 18), consistent with CARB guidelines.		7/1/2016
Issue call for grant applications and conduct outreach for CMP Year 18 funds.		8/1/2016
Submit reports to CARB on the District's implementation of the CMP.		8/29/2016
Evaluate grant applications and prepare grant award recommendations for Board of Directors approval (Year 18 funding cycle).		6/30/2017
Issue funding agreements (contracts) for CMP grants awarded (Year 17 and 18 funding cycles).		6/30/2017
Process payments, review project reports, inspect and close out on-going projects.		6/30/2017

	FYE 2015 Audited Program Expenditures	FYE 2016 Amended Program Budget	FYE 2017 Proposed Program Budget	FTE/Dollar Change	Percent Change
Number of Positions (FTE)	2.75	3.64	2.41	(1.23)	(33.79%)
Personnel Expenditures					
Permanent Salaries	51105	\$247,590	\$378,092	\$240,451	(\$137,641) (36.40%)
Overtime Salaries	51150	\$1,074	\$6,000	\$6,000	
Temporary Salaries	51200	\$9,384			
Payroll Taxes	51300	\$3,649	\$5,458	\$3,501	(\$1,957) (35.86%)
Pension Benefits	51400	\$31,266	\$57,377	\$39,608	(\$17,769) (30.97%)
FICA Replacement Benefits	51500	\$2,719	\$4,019	\$2,718	(\$1,300) (32.35%)
Group Insurance Benefits	51600	\$38,368	\$65,740	\$43,671	(\$22,069) (33.57%)
Employee Transportation Subsidy	51700	\$2,413	\$5,468	\$2,772	(\$2,696) (49.31%)
Workers' Compensation	51800	\$773	\$2,294	\$1,519	(\$775) (33.78%)
Other Post-Employment Benefits	51850	\$22,050	\$29,918	\$19,808	(\$10,110) (33.79%)
Board Stipends	51900				
Total Personnel Expenditures		\$359,286	\$554,366	\$360,048	(\$194,318) (35.05%)
Services & Supplies Expenditures					
Travel In-State	52200	\$77	\$2,000	\$2,000	
Travel Out-Of-State	52225				
Training & Education	52300		\$1,500	\$1,500	
Repair & Maintenance (Equipment)	52400				
Communications	52500				
Building Maintenance	52600				
Utilities	52700				
Postage	52800				
Printing & Reproduction	52900		\$1,500	\$1,500	
Equipment Rental	53100				
Rents & Leases	53200				
Professional Services & Contracts	53300	\$2,352	\$45,000	\$25,000	(\$20,000) (44.44%)
General Insurance	53400				
Shop & Field Supplies	53500		\$1,000	\$1,000	
Laboratory Supplies	53600				
Gasoline & Variable Fuel	53700				
Computer Hardware & Software	53800		\$1,000	\$1,000	
Stationery & Office Supplies	53900	\$83	\$600	\$600	
Books & Journals	54100		\$100	\$100	
Minor Office Equipment	54200		\$500	\$500	
Depreciation & Amortization	54300				
Non-Capital Assets	54600				
Total Services & Supplies Expenditure		\$2,511	\$53,200	\$33,200	(\$20,000) (37.59%)
Capital Expenditures					
Leasehold Improvements	60100				
Building & Grounds	60105				
Office Equipment	60110				
Computer & Network Equipment	60115				
Motorized Equipment	60120				
Lab & Monitoring Equipment	60125				
Communications Equipment	60130				
General Equipment	60135				
PM 2.5 Equipment	60140				
Biowatch Equipment	60145				
Total Capital Expenditures					
Transfer Out	70005				
Total Expenditures		\$361,797	\$607,566	\$393,248	(\$214,318) (35.27%)

CARBON OFFSET FUND		311
Managing Division: Strategic Incentives		
Contact Person: Karen M. Schkolnick		
Program Purpose: Administer allocation of carbon offset fund revenue.		
Description of Program: On September 10, 2007, ConocoPhillips Company (COP) entered into a settlement agreement with the Attorney General of California, which resulted in COP making a one-time payment of approximately \$4.4 million to a carbon offset fund created by the Air District. On November 24, 2008, the Air District entered into a Memorandum of Understanding with the Attorney General regarding the establishment of a carbon offset fund and the implementation of a Greenhouse Gas Reduction Grant Program (GGRGP) to fund projects that achieve verifiable, quantifiable reductions in greenhouse gas (GHG) emissions, with priority given to projects near the Rodeo Refinery. Projects are scheduled to be completed in FYE 2016. The remaining funds from the GGRGP will be used for the replacement of conventional commercial lawn and garden equipment with zero-emission alternatives.		
Justification of Change Request: No change.		
Activities		
Develop policies and guidelines for Program funding and prepare recommendations for Board of Directors consideration of Program policies and award of project funds.		
Conduct workshops and assist with outreach efforts and project solicitation.		
Review and evaluate applications and proposals for conformance with the applicable guidelines, policies, and regulations, and prepare Program documents, contracts, letters, reports, and communications.		
Track status and performance of projects, and conduct inspections.		
Prepare technical, financial, and staff reports.		
Major Objectives		Delivery Date
Prepare technical, financial, and staff reports.		Ongoing
Monitor, and inspect projects to assure compliance with program guidelines.		Ongoing
Prepare technical, financial, and staff reports.		Ongoing
Monitor, inspect, and audit projects to assure compliance with program guidelines.		Ongoing
Review project progress reports and reimbursement requests, and ensure project files are complete and up to date.		Ongoing
Prepare and submit the annual report to California Attorney General.		08/01/15

		FYE 2015 Audited Program Expenditures	FYE 2016 Amended Program Budget	FYE 2017 Proposed Program Budget	FTE/Dollar Change	Percent Change
Number of Positions (FTE)		0.10	0.30	0.24	(0.06)	(20.00%)
Personnel Expenditures						
Permanent Salaries	51105	\$11,376	\$35,008	\$24,383	(\$10,625)	(30.35%)
Overtime Salaries	51150					
Temporary Salaries	51200					
Payroll Taxes	51300	\$169	\$495	\$343	(\$153)	(30.80%)
Pension Benefits	51400	\$1,426	\$5,293	\$3,978	(\$1,315)	(24.85%)
FICA Replacement Benefits	51500	\$129	\$331	\$271	(\$60)	(18.26%)
Group Insurance Benefits	51600	\$1,836	\$3,948	\$4,830	\$882	22.34%
Employee Transportation Subsidy	51700	\$115	\$372	\$432	\$60	16.13%
Workers' Compensation	51800	\$36	\$189	\$151	(\$38)	(20.11%)
Other Post-Employment Benefits	51850	\$1,013	\$2,466	\$1,973	(\$493)	(19.99%)
Board Stipends	51900					
Total Personnel Expenditures		\$16,099	\$48,103	\$36,360	(\$11,742)	(24.41%)
Services & Supplies Expenditures						
Travel In-State	52200					
Travel Out-Of-State	52225					
Training & Education	52300					
Repair & Maintenance (Equipment)	52400					
Communications	52500					
Building Maintenance	52600					
Utilities	52700					
Postage	52800					
Printing & Reproduction	52900					
Equipment Rental	53100					
Rents & Leases	53200					
Professional Services & Contracts	53300					
General Insurance	53400					
Shop & Field Supplies	53500					
Laboratory Supplies	53600					
Gasoline & Variable Fuel	53700					
Computer Hardware & Software	53800					
Stationery & Office Supplies	53900					
Books & Journals	54100					
Minor Office Equipment	54200					
Depreciation & Amortization	54300					
Non-Capital Assets	54600					
Total Services & Supplies Expenditures						
Capital Expenditures						
Leasehold Improvements	60100					
Building & Grounds	60105					
Office Equipment	60110					
Computer & Network Equipment	60115					
Motorized Equipment	60120					
Lab & Monitoring Equipment	60125					
Communications Equipment	60130					
General Equipment	60135					
PM 2.5 Equipment	60140					
Biowatch Equipment	60145					
Total Capital Expenditures						
Transfer Out	70005					
Total Expenditures		\$16,099	\$48,103	\$36,360	(\$11,742)	(24.41%)

GRANT PROGRAM DEVELOPMENT		313
Managing Division: Strategic Incentives		
Contact Person: Anthony Fournier		
Program Purpose: Expand availability of funding for emission reduction projects in the Bay Area by identifying and securing new sources of funding. Manage advanced technology demonstration projects through grants secured.		
Description of Program: This program, established in 2010, is focused on identifying and securing new sources of funding for the Bay Area region. In FYE 2017, staff will pursue funding from Federal, State, local and private sources. Over time, this program aims to expand the availability of grant funding in the region in order to create additional opportunities for Bay Area businesses and residents to implement projects that reduce criteria pollutants, greenhouse gases, and toxic air contaminants from mobile and stationary sources.		
Justification of Change Request: No change.		
Activities		
Form partnerships to leverage Air District funding resources.		
Identify new sources of funding.		
Prepare grant applications to secure new funding sources.		
Manage advanced technology demonstration grants secured through development activities.		
Major Objectives		Delivery Date
Identify new sources of funding for the region.		Ongoing
Prepare grant applications and secure new funding sources.		Ongoing
Manage advanced technology demonstration grants secured through development activities.		6/30/17

		FYE 2015 Audited Program Expenditures	FYE 2016 Amended Program Budget	FYE 2017 Proposed Program Budget	FTE/Dollar Change	Percent Change
Number of Positions (FTE)		0.63	1.22	1.15	(0.07)	(5.74%)
Personnel Expenditures						
Permanent Salaries	51105	\$75,426	\$149,206	\$149,451	\$245	0.16%
Overtime Salaries	51150					
Temporary Salaries	51200					
Payroll Taxes	51300	\$1,108	\$2,113	\$2,114	\$2	0.08%
Pension Benefits	51400	\$9,513	\$22,569	\$24,531	\$1,962	8.69%
FICA Replacement Benefits	51500	\$793	\$1,347	\$1,297	(\$50)	(3.69%)
Group Insurance Benefits	51600	\$11,270	\$23,888	\$23,048	(\$840)	(3.52%)
Employee Transportation Subsidy	51700	\$1,350	\$2,269	\$1,890	(\$379)	(16.71%)
Workers' Compensation	51800	\$235	\$769	\$725	(\$44)	(5.72%)
Other Post-Employment Benefits	51850	\$6,717	\$10,027	\$9,452	(\$575)	(5.73%)
Board Stipends	51900					
Total Personnel Expenditures		\$106,413	\$212,188	\$212,509	\$321	0.15%
Services & Supplies Expenditures						
Travel In-State	52200	\$148	\$6,000	\$6,000		
Travel Out-Of-State	52225		\$4,000	\$4,000		
Training & Education	52300		\$3,000	\$3,000		
Repair & Maintenance (Equipment)	52400					
Communications	52500					
Building Maintenance	52600					
Utilities	52700					
Postage	52800					
Printing & Reproduction	52900					
Equipment Rental	53100					
Rents & Leases	53200					
Professional Services & Contracts	53300		\$7,000	\$7,000		
General Insurance	53400					
Shop & Field Supplies	53500	\$508	\$1,000	\$1,000		
Laboratory Supplies	53600					
Gasoline & Variable Fuel	53700					
Computer Hardware & Software	53800					
Stationery & Office Supplies	53900					
Books & Journals	54100					
Minor Office Equipment	54200					
Depreciation & Amortization	54300					
Non-Capital Assets	54600					
Total Services & Supplies Expenditures		\$656	\$21,000	\$21,000		
Capital Expenditures						
Leasehold Improvements	60100					
Building & Grounds	60105					
Office Equipment	60110					
Computer & Network Equipment	60115					
Motorized Equipment	60120					
Lab & Monitoring Equipment	60125					
Communications Equipment	60130					
General Equipment	60135					
PM 2.5 Equipment	60140					
Biowatch Equipment	60145					
Total Capital Expenditures						
Transfer Out	70005					
Total Expenditures		\$107,068	\$233,188	\$233,509	\$321	0.14%

(page intentionally left blank)

COMPLIANCE & ENFORCEMENT DIVISION

The Compliance & Enforcement Division ensures the Air District will realize the emission reductions achieved by the air quality regulations adopted by the Board of Directors, and permit conditions issued by the Executive Officer/APCO. Compliance with District, State, and Federal regulations is achieved by a Compliance Assistance Program that assists industry in understanding requirements, a Compliance Assurance (inspection) Program and an Enforcement Program that provides an effective deterrence to non-compliance. The Division promotes compliance assistance and voluntary compliance that assists companies to ensure compliance with regulations. When non-compliance is discovered, enforcement is applied at a level appropriate to the nature and extent of the violation. The Division will continue to work closely with industry, community groups, and environmental groups to review and enhance air quality compliance and enforcement programs, to provide the highest level of service.

For FYE 2017, the Division will continue to implement the Air District's comprehensive strategy to reduce residential wood smoke through enforcement, outreach and compliance assistance of the Wood Smoke Rule (Regulation 6, Rule 3) along with developing and implementing a wood burning device change out program. The Division will continue to implement the District's Mobile Source Compliance Plan (MSCP), a program for enforcement of CARB Diesel Particulate Matter (DPM) regulations from mobile sources. The Division will continue to minimize petroleum refinery flare use through the Flare Minimization Plans for all five Bay Area refineries. Other significant air programs requiring Division resources include investigations of Title V deviation reporting, the Portable Equipment Registration Program (PERP), Asbestos projects (renovations, demolitions and naturally occurring asbestos – NOA), compliance determinations for State Air Toxics Control Measures (ATCMs) and Federal Maximum Available Control Technology (MACTs) for air toxics. The Division will continue the implementation and enforcement of the District's Commuter Benefits regulation, which targets employers with more than 50 employees within the Air District's jurisdiction.

During the coming year, Division programs will continue to focus on activities that support the District's commitment to achieving clean air to protect public health and the environment. The Division will implement the following programs:

- The Compliance Assistance Program will continue to develop *Compliance Advisories* for use by the Inspection staff, industry and the public. These will include several related to new and amended regulations and state Air Toxics Control Measures for stationary sources and some mobile sources. The program encompasses inspector training, support for various Division programs, dispatch activities, Compliance Assistance Advisories, and Industry Compliance Schools. The small business incentive program will provide financial incentives for small businesses to attend District-run Industry Compliance Schools to learn practical information on how to comply with District regulations and how compliance benefits not only their business, but also their community.
- The Compliance Assurance Program will continue both announced and unannounced inspections of air pollution sources to ensure compliance. Targeted strategies will be used to focus inspections to find non-compliance and reduce excess emissions. Sources include: Title V and Synthetic Minor permits, petroleum refineries, chemical plants, dry cleaners, gasoline dispensing facilities, autobody shops, asbestos renovations and demolitions, agricultural and prescribed burning, and other permitted sources. Staff will continue to plan, prepare, and respond to air pollution incidents and to work closely with other response agencies.
- The Enforcement Program will continue with a focus on major facility (Title V, Synthetic Minor) auditing and will strive to ensure compliance with all air quality regulations. Staff will work with the Legal Division to provide a strong deterrent to non-compliance and to apply the appropriate level of enforcement, proportional to the level of non-compliance. The Division will vigorously pursue violators who show a disregard for the law and well-being of the public. Air pollution complaints will be investigated to provide a high level of service to the public. Wood smoke patrols for excessive opacity and curtailment violations will be conducted for the fifth winter of the wood smoke regulation.

The Division's outreach, throughout the programs above, will continue to provide compliance assistance materials in foreign languages and translation services for the air pollution complaint process, and other public service access points at the Air District.

ENFORCEMENT	401
Managing Division: Compliance & Enforcement	
Contact Person: John Marvin	
Program Purpose: Enforce all applicable Federal, State, and District air pollution regulations and permit conditions.	
Description of Program: The Enforcement Program consists of activities designed to respond when sources are found in violation of applicable Federal, State and Air District regulations and permit conditions. A strong, technically-based enforcement program provides both an essential deterrent to continued or future non-compliance as well as consistency in enforcement practices throughout the regulated community. This program includes all Division activities necessary to address non-compliance, including issuing Notices of Violation (NOV) and Notices to Comply (NTC), identifying causes and solutions for non-compliance, developing enforcement cases for legal action, and providing testimony during hearings and court cases. Other elements of the program include responding to the public's air pollution complaints, returning sources to compliance, and supporting enforcement of the variance and abatement order process. In addition, the toxic air contaminant activities, such as mobile source enforcement of diesel particulate matter ATCMs and asbestos demolition/renovation enforcement, ensure compliance with Federal, State and District regulations to protect the public from exposure to known carcinogens. Oversight of the Division's Safety Program is coordinated with the training functions in Program 402.	
Justification of Change Request: Two additional field offices are needed for North Bay and Peninsula area field staff. In addition, AQ Supervising Specialists are losing their assigned vehicles with the move to the new building on Beale Street (reduced parking capability) necessitating the need for video conferencing capabilities at field offices for Office/field communications.	
ACTIVITIES	
Receive and investigate citizen inquiries and general air pollution complaints. Respond to these complaints as soon as possible where highest priority response is given to ongoing complaints alleged against potential nuisance sites.	
Investigate, issue, and process NOVs and NTCs; Re-inspect sources to verify compliance status after issuance. Work with Legal Division to procure penalty settlement, and/or successfully prosecute them.	
Prepare enforcement cases in coordination with Legal Division; conduct/coordinate investigations to support their development for legal actions.	
Provide technical/engineering analysis and support for variances, abatement orders, and permit appeals to the Hearing Board. Prepare weekly District position report on all matters before the Hearing Board. Ensure that increments of progress from variances, abatement orders, consent decrees, enforcement agreements, or settlement agreements are being met.	
Asbestos regulations enforcement: issue and process NOVs, investigate air pollution complaints; handle inquiries. Conduct Demo/Reno outreach to city building departments, fire departments, and other stakeholders as needed. Attend environmental task force meetings.	
Gasoline Dispensing Facilities (GDF) regulations enforcement: issue and process NOVs, investigate air pollution complaints, and conduct diagnostic testing. Assist operators with preventative maintenance and training.	
Woodsmoke regulation enforcement: conduct curtailment and opacity patrols based on received complaints; process NOVs.	
CARB Mobile Source regulations enforcement in CARE impacted areas with special focus on West Oakland.	
Dry Cleaning / Auto Body regulations enforcement: issue and process NOVs, investigate air pollution complaints.	
Refinery Flares: review, comment, approve and enforce provisions in Regulation 12, Rules 11 and 12.	
Participate in interagency environmental task force programs to coordinate District enforcement activities with other County/State/Federal governmental agencies.	
Provide staff at community meetings to present information on the complaint process, enforcement activities, etc.	
MAJOR OBJECTIVES	Delivery Date

Enforcement

401

		FYE 2015 Audited Program Expenditures	FYE 2016 Amended Program Budget	FYE 2017 Proposed Program Budget	FTE/Dollar Change	Percent Change
Number of Positions (FTE)		23.12	29.62	31.72	2.10	7.09%
Personnel Expenditures						
Permanent Salaries	51105	\$2,157,797	\$2,420,670	\$2,543,337	\$122,668	5.07%
Overtime Salaries	51150	\$80,424	\$113,850	\$113,850		
Temporary Salaries	51200	\$21,563	\$5,500	\$5,500		
Payroll Taxes	51300	\$31,893	\$36,033	\$37,555	\$1,522	4.22%
Pension Benefits	51400	\$273,542	\$366,446	\$415,637	\$49,191	13.42%
FICA Replacement Benefits	51500	\$23,322	\$32,700	\$35,780	\$3,080	9.42%
Group Insurance Benefits	51600	\$330,533	\$426,377	\$472,481	\$46,103	10.81%
Employee Transportation Subsidy	51700	\$20,755	\$12,239	\$22,014	\$9,775	79.87%
Workers' Compensation	51800	\$6,951	\$18,665	\$19,988	\$1,323	7.09%
Other Post-Employment Benefits	51850	\$198,381	\$243,452	\$260,712	\$17,260	7.09%
Board Stipends	51900					
Total Personnel Expenditures		\$3,145,160	\$3,675,933	\$3,926,855	\$250,922	6.83%
Services & Supplies Expenditures						
Travel In-State	52200	\$10,890	\$15,900	\$16,400	\$500	3.14%
Travel Out-Of-State	52225	\$1,987	\$1,200	\$1,200		
Training & Education	52300	\$1,905	\$4,000	\$14,750	\$10,750	268.75%
Repair & Maintenance (Equipment)	52400		\$7,000	\$8,000	\$1,000	14.29%
Communications	52500	\$68,750	\$106,000	\$116,100	\$10,100	9.53%
Building Maintenance	52600	\$1,045	\$2,300	\$4,000	\$1,700	73.91%
Utilities	52700	\$1,334	\$2,350	\$6,100	\$3,750	159.57%
Postage	52800					
Printing & Reproduction	52900	\$674	\$1,000	\$2,000	\$1,000	100.00%
Equipment Rental	53100					
Rents & Leases	53200	\$23,611	\$27,100	\$63,600	\$36,500	134.69%
Professional Services & Contracts	53300	\$9,818	\$10,720	\$10,720		
General Insurance	53400					
Shop & Field Supplies	53500	\$4,260	\$13,205	\$13,500	\$295	2.23%
Laboratory Supplies	53600					
Gasoline & Variable Fuel	53700					
Computer Hardware & Software	53800		\$2,500	\$2,500		
Stationery & Office Supplies	53900	\$35				
Books & Journals	54100					
Minor Office Equipment	54200		\$200	\$6,200	\$6,000	3000.00%
Depreciation & Amortization	54300					
Non-Capital Assets	54600					
Total Services & Supplies Expenditure		\$124,310	\$193,475	\$265,070	\$71,595	37.00%
Capital Expenditures						
Leasehold Improvements	60100					
Building & Grounds	60105					
Office Equipment	60110					
Computer & Network Equipment	60115					
Motorized Equipment	60120					
Lab & Monitoring Equipment	60125	\$24,042	\$37,083	\$43,134	\$6,051	16.32%
Communications Equipment	60130					
General Equipment	60135					
PM 2.5 Equipment	60140					
Biowatch Equipment	60145					
Total Capital Expenditures		\$24,042	\$37,083	\$43,134	\$6,051	16.32%
Transfer Out	70005					
Total Expenditures		\$3,293,511	\$3,906,491	\$4,235,059	\$328,568	8.41%

COMPLIANCE ASSISTANCE & OPERATIONS		402
Managing Division: Compliance & Enforcement		
Contact Person: Juan Ortellado		
Program Purpose: Promote compliance with Air District regulations through program development and industry/source education.		
Description of Program: The Compliance Assistance and Operations Program provides both industry and Division staff with the necessary tools to promote compliance with air quality requirements. The Program also provides educational materials and conducts outreach to the public to promote compliance with the woodsmoke reduction program. In support of the woodsmoke reduction program, the Program maintains both an online and phone Woodsmoke Complaint System for the public to register complaints. The Program also manages a dispatch system for all general complaints from the public. Industry Compliance Schools (ICS), including a Small Business ICS incentive program, are offered for businesses. Compliance Advisories, fact sheets and other educational materials are provided to industry and trade associations. Regulatory questions are answered via a dedicated compliance assistance telephone line. In-service training ensures consistent and appropriate inspection activities. Mobile source compliance activities are conducted pursuant to the Air District's Mobile Source Compliance Plan which includes a Memorandum of Understanding (MOU) with the California Air Resources Board (CARB). Partnerships with other public agencies promote multi-media pollution prevention through local Green Business programs and other activities. Support is provided for all Division air programs and for the public and industry.		
Justification of Change Request: On-call services budget (Account 53305 – Professional Services) has been increased to reflect the actual amount paid in previous annual cycle. The increase is due to the large number of calls originated by odor problems in the South Bay (Milpitas area), which are expected to continue for the foreseeable future.		
ACTIVITIES		
Compliance Assistance (Industry Assistance): provide small and medium-sized businesses with specialized educational and technical assistance to achieve and maintain compliance. Develop Compliance Assistance materials for specific business sectors and the public (woodsmoke). Provide compliance assistance during routine inspections and following enforcement action. Compliance assistance is also provided for all air quality complaints for the general public through dispatch or other 1-800 or 1-877 phone line systems. Outreach is conducted for compliance assistance for several programs, including mass-mailings of woodsmoke reduction program brochures and educational materials in sensitive wood smoke areas. Staff identify and translate Compliance Assistance materials for small business and other industry sectors where non-English speaking operators need additional assistance.		
Compliance Assistance: develop and maintain Division Policies and Procedures and other documents/processes to ensure consistent application of enforcement activities. Conduct Industry Compliance Schools (ICS) for Small Businesses (using the SB Incentive ICS program) and other regulated industries. Build partnerships with other public and community organizations to strengthen compliance assistance activities. Conduct compliance assistance and enforcement activities for the woodsmoke reduction and mobile source enforcement programs. Maintain compliance assistance hotline during core business hours and provide staff for speaker's bureau. Promote pollution prevention through multi-media collaboration and coordination with local County Green Business Program Coordinators and the Association of Bay Area Governments (ABAG).		
Training & Safety: provide staff with pertinent classes, educational materials and a robust safety curriculum to support core activities. Maintain ongoing Safety Training and implement new OSHA requirements as needed.		
Operations: develop and maintain air programs to support Air District and CARB rule requirements, including but not limited to woodsmoke, flare monitoring, asbestos demolition/renovation, naturally occurring asbestos, boilers, open burning, reportable compliance activities. soil aeration and mobile source(s) compliance. Provide equipment & capital management for communication, computers and related devices. Provide multilingual services to access all Division programs. Review, analyze and process petitions, plans, complaints, Reportable Compliance Activities (RCAs - e.g., breakdowns, Ground-level monitor (GLM) releases, non-operational monitors, pressure relief valve releases) and other notifications received.		
MAJOR OBJECTIVES		Delivery Date

	FYE 2015 Audited Program Expenditures	FYE 2016 Amended Program Budget	FYE 2017 Proposed Program Budget	FTE/Dollar Change	Percent Change
Number of Positions (FTE)	16.48	23.88	21.74	(2.14)	(8.96%)
Personnel Expenditures					
Permanent Salaries	51105 \$1,459,079	\$1,858,183	\$1,851,296	(\$6,887)	(0.37%)
Overtime Salaries	51150 \$5,334				
Temporary Salaries	51200 \$31,025				
Payroll Taxes	51300 \$21,605	\$26,222	\$26,082	(\$141)	(0.54%)
Pension Benefits	51400 \$185,134	\$280,127	\$302,602	\$22,475	8.02%
FICA Replacement Benefits	51500 \$15,850	\$26,364	\$24,523	(\$1,841)	(6.98%)
Group Insurance Benefits	51600 \$224,423	\$360,110	\$363,893	\$3,783	1.05%
Employee Transportation Subsidy	51700 \$15,882	\$27,379	\$25,110	(\$2,269)	(8.29%)
Workers' Compensation	51800 \$4,553	\$15,048	\$13,699	(\$1,349)	(8.96%)
Other Post-Employment Benefits	51850 \$129,943	\$196,274	\$178,685	(\$17,589)	(8.96%)
Board Stipends	51900				
Total Personnel Expenditures	\$2,092,829	\$2,789,707	\$2,785,889	(\$3,818)	(0.14%)
Services & Supplies Expenditures					
Travel In-State	52200 \$2,303	\$1,600	\$1,600		
Travel Out-Of-State	52225	\$1,700	\$1,700		
Training & Education	52300 \$4,981	\$13,000	\$13,000		
Repair & Maintenance (Equipment)	52400	\$4,000	\$4,000		
Communications	52500 \$126,112	\$128,000	\$128,000		
Building Maintenance	52600				
Utilities	52700				
Postage	52800 \$7,335	\$15,000	\$15,000		
Printing & Reproduction	52900 \$6,619	\$8,000	\$8,000		
Equipment Rental	53100				
Rents & Leases	53200	\$500	\$500		
Professional Services & Contracts	53300 \$69,440	\$17,000	\$30,000	\$13,000	76.47%
General Insurance	53400				
Shop & Field Supplies	53500				
Laboratory Supplies	53600				
Gasoline & Variable Fuel	53700				
Computer Hardware & Software	53800 \$384	\$1,000	\$1,000		
Stationery & Office Supplies	53900 \$5,340	\$4,000	\$4,000		
Books & Journals	54100				
Minor Office Equipment	54200 \$260	\$1,500	\$1,500		
Depreciation & Amortization	54300				
Non-Capital Assets	54600				
Total Services & Supplies Expenditures	\$222,774	\$195,300	\$208,300	\$13,000	6.66%
Capital Expenditures					
Leasehold Improvements	60100				
Building & Grounds	60105				
Office Equipment	60110				
Computer & Network Equipment	60115				
Motorized Equipment	60120				
Lab & Monitoring Equipment	60125				
Communications Equipment	60130				
General Equipment	60135				
PM 2.5 Equipment	60140				
Biowatch Equipment	60145				
Total Capital Expenditures					
Transfer Out	70005				
Total Expenditures	\$2,315,602	\$2,985,007	\$2,994,189	\$9,182	0.31%

COMPLIANCE ASSURANCE		403
Managing Division: Compliance & Enforcement		
Contact Person: Richard Lew/Jeff Gove		
Program Purpose: Conduct compliance inspections and to ensure compliance with Air Quality regulations to achieve emission reductions.		
Description of Program: The Inspection Program's goal is to ensure that facilities operate and maintain their equipment and processes in compliance with all applicable Federal, State and District Regulations and Permit conditions through continuing on-site visits by Inspection staff. Facilities inspected range from refineries, chemical plants, and high-technology industries, including small businesses such as gas stations, auto body shops, and dry cleaners. Additionally, strict enforcement of Toxic and Hazardous Material Regulations such as asbestos and diesel particulate rules has greatly minimized the public's risk and exposure to carcinogens. This program includes rapid response to incidents involving accidental emission of air pollutants, investigation to determine cause, and recommendations necessary to prevent reoccurrence. Incidents range from community odor episodes to releases of potentially hazardous pollutants from publicly-owned and private industrial sources. The program includes coordination with other agency responders, which work to ensure that response is complete, and that the public is protected to the greatest extent possible.		
Justification of Change Request: None.		
Activities		
Refinery Inspection Program for Regulatory and Title 5 Permit Compliance.		
Title V Inspections Program / EPA Grant / Aerometric Information Retrieval System (AIRS) and audits.		
Synthetic Minor Inspection Program.		
Initiate response to major air pollution incidents as soon as possible, and within minutes of notification, provide technical assistance and support to first response agencies during and after incidents; prepare incident reports.		
Air Toxics (asbestos & diesel PM) Inspections Program.		
Conduct targeted auto body painting facility inspections.		
State Portable Equipment Inspection Program.		
Gasoline Dispensing Facilities (GDFs) Inspections Program.		
Inspection Communications / Computer Programs.		
Conduct targeted prescribed burns Title 17/ Regulation 5 Open Burning inspections.		
Perform analysis as required to track and analyze existing process safety management (PSM) programs, Federal and State risk management programs (RMP/RMPP); work with other agencies to improve programs.		
Participate in interagency activities, such as County environmental task forces, incident response teams, and other activities relating to prevention, preparedness and emergency response.		
Conduct targeted inspections at refinery/chemical plants and general facilities.		
Staff air quality related community meetings to provide information on District Programs		
MAJOR OBJECTIVES		Delivery Date
Refinery Inspection Program: Conduct compliance inspections and program audits of refineries and determine if Title V Permit Compliance are being met.		Yearly
Prepare and submit required reports to EPA, Negotiation of EPA 105 Grant Program Outputs.		10/1/2017

	FYE 2015 Audited Program Expenditures	FYE 2016 Amended Program Budget	FYE 2017 Proposed Program Budget	FTE/Dollar Change	Percent Change	
Number of Positions (FTE)	33.73	35.88	36.36	0.48	1.34%	
Personnel Expenditures						
Permanent Salaries	51105	\$3,195,734	\$3,218,677	\$3,280,644	\$61,967	1.93%
Overtime Salaries	51150	\$71,421	\$40,000		(\$40,000)	(100.00%)
Temporary Salaries	51200	\$42,513	\$10,000		(\$10,000)	(100.00%)
Payroll Taxes	51300	\$47,064	\$46,325	\$46,306	(\$18)	(0.04%)
Pension Benefits	51400	\$404,069	\$487,132	\$537,250	\$50,118	10.29%
FICA Replacement Benefits	51500	\$34,272	\$39,612	\$41,014	\$1,403	3.54%
Group Insurance Benefits	51600	\$485,045	\$597,453	\$607,887	\$10,434	1.75%
Employee Transportation Subsidy	51700	\$32,457	\$19,028	\$24,426	\$5,398	28.37%
Workers' Compensation	51800	\$9,973	\$22,609	\$22,912	\$303	1.34%
Other Post-Employment Benefits	51850	\$284,646	\$294,904	\$298,849	\$3,945	1.34%
Board Stipends	51900					
Total Personnel Expenditures		\$4,607,195	\$4,775,740	\$4,859,289	\$83,549	1.75%
Services & Supplies Expenditures						
Travel In-State	52200	\$9,541	\$10,000	\$10,000		
Travel Out-Of-State	52225		\$2,550	\$2,550		
Training & Education	52300	\$2,445	\$3,300	\$3,300		
Repair & Maintenance (Equipment)	52400	\$13,832	\$10,000	\$10,000		
Communications	52500	\$87,431	\$65,000	\$65,000		
Building Maintenance	52600	\$325	\$4,000	\$4,000		
Utilities	52700	\$6,268	\$3,000	\$3,000		
Postage	52800					
Printing & Reproduction	52900	\$638	\$1,000	\$1,000		
Equipment Rental	53100		\$1,000		(\$1,000)	(100.00%)
Rents & Leases	53200	\$79,396	\$81,000	\$81,000		
Professional Services & Contracts	53300	\$6,014	\$15,500	\$15,500		
General Insurance	53400					
Shop & Field Supplies	53500	\$26,371	\$26,000	\$26,000		
Laboratory Supplies	53600					
Gasoline & Variable Fuel	53700					
Computer Hardware & Software	53800	\$15,950	\$23,000	\$23,000		
Stationery & Office Supplies	53900	\$1,980	\$2,300	\$2,300		
Books & Journals	54100					
Minor Office Equipment	54200					
Depreciation & Amortization	54300					
Non-Capital Assets	54600					
Total Services & Supplies Expenditure:		\$250,190	\$247,650	\$246,650	(\$1,000)	(0.40%)
Capital Expenditures						
Leasehold Improvements	60100					
Building & Grounds	60105					
Office Equipment	60110					
Computer & Network Equipment	60115					
Motorized Equipment	60120					
Lab & Monitoring Equipment	60125					
Communications Equipment	60130					
General Equipment	60135					
PM 2.5 Equipment	60140					
Biowatch Equipment	60145					
Total Capital Expenditures						
Transfer Out	70005					
Total Expenditures		\$4,857,385	\$5,023,390	\$5,105,939	\$82,549	1.64%

(page intentionally left blank)

ENGINEERING DIVISION

Engineering Division staff gives high priority to the timely review of permit applications and renewal of permits. The typical application evaluation includes analyzing emissions impacts and determining compliance with applicable air quality requirements, including Best Available Control Technology (BACT), 'No Net Increase' requirements, New Source Review (NSR) of Toxic Air Contaminants (TACs) and California Environmental Quality Act (CEQA). There are over 10,000 facilities that have Air District permits.

Engineering Division staff manages the insurance and renewals of Title V (Major Facility Review) permits. Title V permits are renewed every five years, and are updated to reflect changes that occur at the facilities. The Division will continue to streamline and improve the program.

The Division is actively transitioning to the Production System including an online permitting system for the regulated community. These tools will increase efficiency and accuracy by allowing customers to submit applications, report data for the emissions inventory, pay invoices and have access to permit documents. The Division will also work to design, test and deploy the next phase that will incorporate additional device types and functionality.

The Division implements the State Air Toxics "Hot Spots" Program, which applies to existing facilities that emit Toxic Air Contaminants (TACs).

The Division expects to implement previously adopted amendments to the New Source Review (NSR) and Title V permitting rules that are pending approval by EPA (i.e. Regulation 2, Rules 1, 2 and 6). These rule changes will incorporate new EPA requirements for PM 2.5 and Greenhouse Gases (GHG). The Division continues to provide technical support to the District's Regional Climate Action Plan which calls for specific performance objectives that will reduce GHG emissions. Staff is involved in key rule development efforts that incorporate new state guidance into NSR toxics review, petroleum refining, stationary gas turbines, sources of fine particulate matter, and greenhouse gases.

Staff continuously updates policies, procedures, permit manuals and permit templates. Additional high priorities include auditing permit conditions for consistency, streamlining permitting/ registration programs and training to implement current and new regulations.

Engineering support is provided for enforcement cases and emissions inventory. Technical assessments are routinely provided during compliance investigations, variance proceedings, incidents and rule proposals. The point source emissions inventory continues to be reviewed and improved for reporting to the California Air Resources Board (CARB).

Staff provides quality customer service to industry and the public on permitting and compliance issues.

PERMIT EVALUATION		501
Managing Division:		
Engineering		
Contact Person:		
Pam Leong		
Program Purpose:		
Evaluation of all Non-Title V Permit Applications.		
Description of Program:		
This program involves activities related to the evaluation of permit applications submitted to the District (except Title V permit applications, which are covered under Program 506). This includes applications for: (1) new/modified sources subject to District New Source Review requirements, (2) emissions banking, (3) Interchangeable Emission Reduction Credits (IERCs), and (4) Prevention of Significant Deterioration (PSD) & Acid Rain permits. Staff calculates emissions and evaluates compliance with regulatory requirements, including case-by-case Best Available control Technology (BACT) and offset determinations. The program includes California Environmental Quality Act (CEQA) review and Climate Protection activities related to permitted sources.		
Justification of Change Request:		
ACTIVITIES		
Evaluate all non-Title V permit applications (1,500 estimated).		
Complete CEQA-review functions.		
Provide technical support to all divisions including estimating emissions, rule/condition interpretations and rule development.		
Provide assistance to other agencies, industry and the public.		
Participate in cross-agency committees such as California Air Pollution Controls Officers Association (CAPCOA). Engineering Managers' Subcommittee and National Association of Clean Air Agencies (NACAA).		
Focus for 2017 will be support for rule development and implementation of Refinery and GHG Regulations.		
MAJOR OBJECTIVES		Delivery Date

	FYE 2015 Audited Program Expenditures	FYE 2016 Amended Program Budget	FYE 2017 Proposed Program Budget	FTE/Dollar Change	Percent Change	
Number of Positions (FTE)	27.85	23.96	28.44	4.48	18.70%	
Personnel Expenditures						
Permanent Salaries	51105	\$3,117,475	\$2,571,812	\$3,203,857	\$632,045	24.58%
Overtime Salaries	51150	\$36,090	\$40,000	\$40,000		
Temporary Salaries	51200	\$54,298	\$64,048	\$64,048		
Payroll Taxes	51300	\$45,963	\$38,096	\$47,011	\$8,915	23.40%
Pension Benefits	51400	\$395,487	\$390,852	\$527,921	\$137,070	35.07%
FICA Replacement Benefits	51500	\$33,451	\$26,452	\$32,080	\$5,628	21.28%
Group Insurance Benefits	51600	\$473,654	\$400,477	\$495,429	\$94,952	23.71%
Employee Transportation Subsidy	51700	\$35,289	\$39,971	\$47,172	\$7,201	18.01%
Workers' Compensation	51800	\$9,733	\$15,098	\$17,921	\$2,823	18.70%
Other Post-Employment Benefits	51850	\$277,793	\$196,932	\$233,753	\$36,821	18.70%
Board Stipends	51900					
Total Personnel Expenditures		\$4,479,233	\$3,783,739	\$4,709,193	\$925,455	24.46%
Services & Supplies Expenditures						
Travel In-State	52200	\$2,163	\$13,000	\$13,000		
Travel Out-Of-State	52225					
Training & Education	52300	\$970	\$2,464	\$2,464		
Repair & Maintenance (Equipment)	52400					
Communications	52500		\$110	\$110		
Building Maintenance	52600					
Utilities	52700					
Postage	52800					
Printing & Reproduction	52900					
Equipment Rental	53100					
Rents & Leases	53200					
Professional Services & Contracts	53300	\$475	\$1,792	\$1,792		
General Insurance	53400					
Shop & Field Supplies	53500					
Laboratory Supplies	53600					
Gasoline & Variable Fuel	53700					
Computer Hardware & Software	53800	\$91	\$2,000	\$2,000		
Stationery & Office Supplies	53900	\$7				
Books & Journals	54100	\$101	\$200	\$200		
Minor Office Equipment	54200	\$478	\$368	\$368		
Depreciation & Amortization	54300					
Non-Capital Assets	54600					
Total Services & Supplies Expenditures		\$4,286	\$19,934	\$19,934		
Capital Expenditures						
Leasehold Improvements	60100					
Building & Grounds	60105					
Office Equipment	60110					
Computer & Network Equipment	60115					
Motorized Equipment	60120					
Lab & Monitoring Equipment	60125					
Communications Equipment	60130					
General Equipment	60135					
PM 2.5 Equipment	60140					
Biowatch Equipment	60145					
Total Capital Expenditures						
Transfer Out	70005					
Total Expenditures		\$4,483,519	\$3,803,673	\$4,729,127	\$925,455	24.33%

PERMIT RENEWALS		502
Managing Division:		
Engineering		
Contact Person:		
Fred Tanaka		
Program Purpose:		
Review and process annual data requests and permit renewals.		
Description of Program:		
The Permit Renewal Program involves activities related to the annual renewal of District permits. The permit renewal process involves collection of data needed to update the District's emissions inventory, review of permit conditions, preparation of permit fee invoices, reconciliation of discrepancies and issuance of permit documents. Information gathered during this process is used for planning and rule development may also result in enforcement action or additional permitting.		
Justification of Change Request:		
None.		
ACTIVITIES		
Review annual data update requests.		
Review and maintain permit conditions.		
Review permit renewal invoice program.		
MAJOR OBJECTIVES		Delivery Date

	FYE 2015 Audited Program Expenditures	FYE 2016 Amended Program Budget	FYE 2017 Proposed Program Budget	FTE/Dollar Change	Percent Change
Number of Positions (FTE)	5.50	5.69	5.41	(0.28)	(4.92%)
Personnel Expenditures					
Permanent Salaries	51105	\$490,196	\$443,168	\$464,772	\$21,604 4.87%
Overtime Salaries	51150	\$5,041	\$4,338	\$4,338	
Temporary Salaries	51200	\$2,823			
Payroll Taxes	51300	\$7,220	\$6,319	\$6,626	\$308 4.87%
Pension Benefits	51400	\$62,038	\$66,831	\$76,150	\$9,320 13.95%
FICA Replacement Benefits	51500	\$5,258	\$6,282	\$6,102	(\$179) (2.85%)
Group Insurance Benefits	51600	\$74,508	\$83,773	\$79,512	(\$4,261) (5.09%)
Employee Transportation Subsidy	51700	\$5,357	\$8,593	\$8,028	(\$565) (6.58%)
Workers' Compensation	51800	\$1,530	\$3,585	\$3,409	(\$176) (4.91%)
Other Post-Employment Benefits	51850	\$43,656	\$46,767	\$44,466	(\$2,301) (4.92%)
Board Stipends	51900				
Total Personnel Expenditures		\$697,625	\$669,656	\$693,404	\$23,749 3.55%
Services & Supplies Expenditures					
Travel In-State	52200				
Travel Out-Of-State	52225				
Training & Education	52300				
Repair & Maintenance (Equipment)	52400				
Communications	52500				
Building Maintenance	52600				
Utilities	52700				
Postage	52800				
Printing & Reproduction	52900				
Equipment Rental	53100				
Rents & Leases	53200				
Professional Services & Contracts	53300				
General Insurance	53400				
Shop & Field Supplies	53500				
Laboratory Supplies	53600				
Gasoline & Variable Fuel	53700				
Computer Hardware & Software	53800				
Stationery & Office Supplies	53900				
Books & Journals	54100				
Minor Office Equipment	54200				
Depreciation & Amortization	54300				
Non-Capital Assets	54600				
Total Services & Supplies Expenditures					
Capital Expenditures					
Leasehold Improvements	60100				
Building & Grounds	60105				
Office Equipment	60110				
Computer & Network Equipment	60115				
Motorized Equipment	60120				
Lab & Monitoring Equipment	60125				
Communications Equipment	60130				
General Equipment	60135				
PM 2.5 Equipment	60140				
Biowatch Equipment	60145				
Total Capital Expenditures					
Transfer Out	70005				
Total Expenditures		\$697,625	\$669,656	\$693,404	\$23,749 3.55%

AIR TOXICS		503
Managing Division:		
Engineering		
Contact Person:		
Sanjeev Kamboj		
Program Purpose:		
To develop and implement an effective air toxics control strategy that integrates Federal, State, and local requirements.		
Description of Program:		
The Air Toxics Program involves the integration of Federal and State air toxics mandates with local goals that have been established by the District's Board of Directors. The program includes air toxics new source review, air toxics control measures, school notification program, the Air Toxics "Hot Spots" Program, which includes maintaining an air toxics emissions inventory and research for alternative methods of reducing emissions. Staff provides modeling of emissions as needed.		
Justification of Change Request:		
None.		
ACTIVITIES		
Perform health risk screening for new/modified permit applications, and more detailed health risk assessments where needed (350 estimated).		
Review health risk assessments and Prevention of Significant Deterioration (PSD) modeling analyses for major permit applications (12 estimated). Continue transition to the new atmospheric dispersion modeling system (AERMOD).		
Administer the "Waters Bill" School Notification Program for new toxic sources located within 1000 feet of a school site.		
Maintain air toxics emissions inventory.		
Complete annual air toxics prioritization, Assembly Bill 2588 (AB2588), and review any new health risk assessments that may be required. Coordinate public notification and risk reduction audits.		
Coordinate with planning staff regarding data needs for updated California Environmental Quality Act (CEQA), Guidelines and Thresholds of Significance.		
Publish periodic Air Toxics Emissions and Air Toxics Control Program Report.		
Conduct studies that reduce air pollution.		
MAJOR OBJECTIVES		
		Delivery Date
Incorporate new Office of Environmental Health Hazard Assessment (OEHHA) guidelines into Toxics NSR Regulation 2, Rule 5.		10/01/2016
Prepare and submit annual toxic emissions data (AB2588) to California Air Resources Board (CARB).		02/15/2017
New rule/policy for the AB2588 Air Toxics "Hot Spots" Program		04/30/2017

		FYE 2015 Audited Program Expenditures	FYE 2016 Amended Program Budget	FYE 2017 Proposed Program Budget	FTE/Dollar Change	Percent Change
Number of Positions (FTE)		9.76	8.42	12.46	4.04	47.98%
Personnel Expenditures						
Permanent Salaries	51105	\$1,054,099	\$881,674	\$1,176,131	\$294,457	33.40%
Overtime Salaries	51150	\$1,792	\$8,000	\$8,000		
Temporary Salaries	51200					
Payroll Taxes	51300	\$15,556	\$12,645	\$16,746	\$4,100	32.43%
Pension Benefits	51400	\$133,556	\$133,846	\$192,937	\$59,092	44.15%
FICA Replacement Benefits	51500	\$11,426	\$9,296	\$14,055	\$4,759	51.20%
Group Insurance Benefits	51600	\$161,634	\$145,988	\$193,317	\$47,329	32.42%
Employee Transportation Subsidy	51700	\$10,583	\$13,039	\$18,876	\$5,837	44.77%
Workers' Compensation	51800	\$3,289	\$5,306	\$7,852	\$2,546	47.98%
Other Post-Employment Benefits	51850	\$93,876	\$69,205	\$102,411	\$33,206	47.98%
Board Stipends	51900					
Total Personnel Expenditures		\$1,485,812	\$1,278,998	\$1,730,325	\$451,326	35.29%
Services & Supplies Expenditures						
Travel In-State	52200		\$1,300	\$1,300		
Travel Out-Of-State	52225		\$750	\$750		
Training & Education	52300	\$1,477	\$4,600	\$4,600		
Repair & Maintenance (Equipment)	52400					
Communications	52500					
Building Maintenance	52600					
Utilities	52700					
Postage	52800		\$39,940	\$39,940		
Printing & Reproduction	52900	\$104,210	\$107,000	\$107,000		
Equipment Rental	53100					
Rents & Leases	53200					
Professional Services & Contracts	53300	\$510	\$71,000	\$71,000		
General Insurance	53400					
Shop & Field Supplies	53500					
Laboratory Supplies	53600					
Gasoline & Variable Fuel	53700					
Computer Hardware & Software	53800	\$930	\$4,000	\$4,000		
Stationery & Office Supplies	53900	\$256	\$300	\$300		
Books & Journals	54100					
Minor Office Equipment	54200		\$400	\$400		
Depreciation & Amortization	54300					
Non-Capital Assets	54600					
Total Services & Supplies Expenditures		\$107,383	\$229,290	\$229,290		
Capital Expenditures						
Leasehold Improvements	60100					
Building & Grounds	60105					
Office Equipment	60110					
Computer & Network Equipment	60115					
Motorized Equipment	60120					
Lab & Monitoring Equipment	60125					
Communications Equipment	60130					
General Equipment	60135					
PM 2.5 Equipment	60140					
Biowatch Equipment	60145					
Total Capital Expenditures						
Transfer Out	70005					
Total Expenditures		\$1,593,195	\$1,508,288	\$1,959,615	\$451,326	29.92%

PERMIT OPERATIONS		504
Managing Division:		
Engineering		
Contact Person:		
Fred Tanaka		
Program Purpose:		
Development and maintenance of permitting systems.		
Description of Program:		
The Permit Operations Program involves the collection, updating and maintenance of data for all permitted sources of air pollution, and the development and maintenance of systems to manage these data. Data include source locations, operational data, emission factors, emissions inventory, emissions banking and "no net increase" tracking. Additional program activities include developing permit renewal procedures, coordination & tracking of permit-related activities, provide customer support and assist Public Records for permit-related information.		
Justification of Change Request:		
None.		
ACTIVITIES		
Process and maintain data from permitted facilities.		
Maintain permit tracking and management programs.		
Manage and improve data quality.		
Provide customer support.		
Maintain division pages on website.		
Maintain emissions bank and small facility bank.		
Update and correct data from permitted facilities.		
MAJOR OBJECTIVES		Delivery Date
Produce annual stationary source emissions inventory to California Air Resources Board (CARB) and EPA		12/31/2016
Support Online Permitting System Help Desk		Ongoing

		FYE 2015 Audited Program Expenditures	FYE 2016 Amended Program Budget	FYE 2017 Proposed Program Budget	FTE/Dollar Change	Percent Change
Number of Positions (FTE)		5.37	5.75	7.15	1.40	24.35%
Personnel Expenditures						
Permanent Salaries	51105	\$509,729	\$558,189	\$612,845	\$54,656	9.79%
Overtime Salaries	51150					
Temporary Salaries	51200					
Payroll Taxes	51300	\$7,531	\$7,936	\$8,641	\$705	8.89%
Pension Benefits	51400	\$64,593	\$84,777	\$100,254	\$15,477	18.26%
FICA Replacement Benefits	51500	\$5,547	\$6,348	\$8,065	\$1,717	27.05%
Group Insurance Benefits	51600	\$78,302	\$98,716	\$128,713	\$29,996	30.39%
Employee Transportation Subsidy	51700	\$5,650	\$9,021	\$13,230	\$4,209	46.66%
Workers' Compensation	51800	\$1,591	\$3,623	\$4,505	\$882	24.34%
Other Post-Employment Benefits	51850	\$45,396	\$47,260	\$58,767	\$11,507	24.35%
Board Stipends	51900					
Total Personnel Expenditures		\$718,338	\$815,870	\$935,019	\$119,149	14.60%
Services & Supplies Expenditures						
Travel In-State	52200					
Travel Out-Of-State	52225					
Training & Education	52300		\$510	\$510		
Repair & Maintenance (Equipment)	52400		\$3,268	\$3,268		
Communications	52500					
Building Maintenance	52600					
Utilities	52700					
Postage	52800					
Printing & Reproduction	52900	\$5,583	\$75,166	\$75,166		
Equipment Rental	53100					
Rents & Leases	53200					
Professional Services & Contracts	53300	\$42,923	\$12,255	\$12,255		
General Insurance	53400					
Shop & Field Supplies	53500	\$1,700				
Laboratory Supplies	53600					
Gasoline & Variable Fuel	53700					
Computer Hardware & Software	53800	\$957	\$1,021	\$1,021		
Stationery & Office Supplies	53900		\$102	\$102		
Books & Journals	54100		\$271	\$271		
Minor Office Equipment	54200					
Depreciation & Amortization	54300					
Non-Capital Assets	54600					
Total Services & Supplies Expenditures		\$51,162	\$92,593	\$92,593		
Capital Expenditures						
Leasehold Improvements	60100					
Building & Grounds	60105					
Office Equipment	60110					
Computer & Network Equipment	60115					
Motorized Equipment	60120					
Lab & Monitoring Equipment	60125					
Communications Equipment	60130					
General Equipment	60135					
PM 2.5 Equipment	60140					
Biowatch Equipment	60145					
Total Capital Expenditures						
Transfer Out	70005					
Total Expenditures		\$769,500	\$908,463	\$1,027,612	\$119,149	13.12%

TITLE V		506
Managing Division:		
Engineering		
Contact Person:		
Sanjeev Kamboj		
Program Purpose:		
Implementation of Federal Operating Permit Program for Major Facilities.		
Description of Program:		
The Title V program involves activities related to Title V of the Federal Clean Air Act (CAA), which requires the District to issue federally enforceable permits to major and other designated facilities. The program is intended to enhance compliance with the CAA via permits that explicitly include all Federal, State, and District requirements applicable to sources of air pollution at subject facilities.		
Justification of Change Request:		
None.		
ACTIVITIES		
Evaluate and process Title V applications (initial, revisions and renewals).		
Conduct Title V outreach activities and public hearings, as needed.		
Provide Title V training to District staff.		
Track EPA rulemaking related to Title V, Section 112, compliance monitoring and acid rain.		
MAJOR OBJECTIVES		Delivery Date
Streamline Title V program.		ongoing

		FYE 2015 Audited Program Expenditures	FYE 2016 Amended Program Budget	FYE 2017 Proposed Program Budget	FTE/Dollar Change	Percent Change
Number of Positions (FTE)		3.49	5.89	3.57	(2.32)	(39.39%)
Personnel Expenditures						
Permanent Salaries	51105	\$399,825	\$531,100	\$412,492	(\$118,608)	(22.33%)
Overtime Salaries	51150	\$7,441	\$66,330	\$66,330		
Temporary Salaries	51200		\$8,006	\$8,006		
Payroll Taxes	51300	\$5,896	\$8,602	\$6,935	(\$1,667)	(19.38%)
Pension Benefits	51400	\$50,607	\$80,374	\$67,952	(\$12,422)	(15.46%)
FICA Replacement Benefits	51500	\$4,344	\$6,503	\$4,027	(\$2,476)	(38.07%)
Group Insurance Benefits	51600	\$61,219	\$82,208	\$64,396	(\$17,812)	(21.67%)
Employee Transportation Subsidy	51700	\$4,487	\$8,333	\$6,252	(\$2,081)	(24.97%)
Workers' Compensation	51800	\$1,248	\$3,712	\$2,250	(\$1,462)	(39.39%)
Other Post-Employment Benefits	51850	\$35,608	\$48,411	\$29,342	(\$19,069)	(39.39%)
Board Stipends	51900					
Total Personnel Expenditures		\$570,673	\$843,578	\$667,982	(\$175,596)	(20.82%)
Services & Supplies Expenditures						
Travel In-State	52200		\$378	\$378		
Travel Out-Of-State	52225					
Training & Education	52300		\$907	\$907		
Repair & Maintenance (Equipment)	52400					
Communications	52500		\$530	\$530		
Building Maintenance	52600					
Utilities	52700					
Postage	52800					
Printing & Reproduction	52900	\$3,825	\$28,873	\$28,873		
Equipment Rental	53100					
Rents & Leases	53200					
Professional Services & Contracts	53300		\$2,723	\$2,723		
General Insurance	53400					
Shop & Field Supplies	53500					
Laboratory Supplies	53600					
Gasoline & Variable Fuel	53700					
Computer Hardware & Software	53800	\$295	\$919	\$919		
Stationery & Office Supplies	53900					
Books & Journals	54100		\$613	\$613		
Minor Office Equipment	54200		\$185	\$185		
Depreciation & Amortization	54300					
Non-Capital Assets	54600					
Total Services & Supplies Expenditure:		\$4,120	\$35,128	\$35,128		
Capital Expenditures						
Leasehold Improvements	60100					
Building & Grounds	60105					
Office Equipment	60110					
Computer & Network Equipment	60115					
Motorized Equipment	60120					
Lab & Monitoring Equipment	60125					
Communications Equipment	60130					
General Equipment	60135					
PM 2.5 Equipment	60140					
Biowatch Equipment	60145					
Total Capital Expenditures						
Transfer Out	70005					
Total Expenditures		\$574,793	\$878,706	\$703,110	(\$175,596)	(19.98%)

ENGINEERING SPECIAL PROJECTS		507
Managing Division: Engineering		
Contact Person: Fred Tanaka		
Program Purpose: Develop the infrastructure for consistent and efficient permit evaluation and processing, and complete projects intended to develop and improve programs within the Engineering Division.		
Description of Program: The Engineering Special Projects Program involves activities that are intended to ensure consistent, efficient, and high-quality, permit evaluation and processing. This includes the development of permit rules, policies, procedures, training and tools within the division. The program involves the design, development and deployment of the Production System which includes analyzing business requirements and improving the customer's experience. Goals of the program include the reduction of time and effort needed to evaluate and issue permit applications, and the improvement of the quality of permit services provided such as training for internal and external customers.		
Justification of Change Request: Because the online permitting system is expanding, additional funds are being requested for training, professional services and computer hardware/software. These funds would be used for help desk tracking, customer help videos and training staff for query/report writing, customer service and general writing skills.		
<ul style="list-style-type: none"> • Training \$15,000 • Professional services \$50,000 • Hardware/software \$50,000 		
ACTIVITIES		
Develop and maintain District permit rules, policies and procedures.		
Coordinate review and modification of standard permit conditions.		
Update permitting tools such as Permit Handbook, Best Available Control Technology (BACT) and Toxic Best Available Control Technology (TBACT) Workbook documents.		
Improve division business processes.		
Manage training program.		
MAJOR OBJECTIVES		Delivery Date
Complete and submit Interchangeable Emission Reduction Credit (IERC) report to California Air Resources Board (CARB).		3/1/2017
Complete and submit Offset Equivalence report for EPA.		3/1/2017
Complete business requirements, design and testing for Production System.		ongoing
Conduct internal and external training on permitting / revised permit rules.		ongoing

	FYE 2015 Audited Program Expenditures	FYE 2016 Amended Program Budget	FYE 2017 Proposed Program Budget	FTE/Dollar Change	Percent Change	
Number of Positions (FTE)	4.50	4.97	5.64	0.67	13.48%	
Personnel Expenditures						
Permanent Salaries	51105	\$454,495	\$490,940	\$707,375	\$216,435	44.09%
Overtime Salaries	51150	\$4,616		\$5,000	\$5,000	
Temporary Salaries	51200	\$2,528				
Payroll Taxes	51300	\$6,715	\$6,984	\$10,118	\$3,134	44.87%
Pension Benefits	51400	\$57,365	\$74,606	\$116,546	\$41,939	56.21%
FICA Replacement Benefits	51500	\$4,938	\$5,487	\$6,362	\$875	15.95%
Group Insurance Benefits	51600	\$69,963	\$67,564	\$105,333	\$37,769	55.90%
Employee Transportation Subsidy	51700	\$5,040	\$7,087	\$11,712	\$4,625	65.27%
Workers' Compensation	51800	\$1,418	\$3,132	\$3,554	\$422	13.47%
Other Post-Employment Benefits	51850	\$40,477	\$40,849	\$46,356	\$5,507	13.48%
Board Stipends	51900					
Total Personnel Expenditures		\$647,556	\$696,648	\$1,012,355	\$315,707	45.32%
Services & Supplies Expenditures						
Travel In-State	52200	\$867	\$5,000	\$5,000		
Travel Out-Of-State	52225					
Training & Education	52300	\$186	\$100,000	\$115,000	\$15,000	15.00%
Repair & Maintenance (Equipment)	52400					
Communications	52500	\$5,678	\$5,000	\$5,000		
Building Maintenance	52600					
Utilities	52700					
Postage	52800					
Printing & Reproduction	52900		\$200	\$200		
Equipment Rental	53100					
Rents & Leases	53200					
Professional Services & Contracts	53300	\$3,680		\$50,000	\$50,000	
General Insurance	53400					
Shop & Field Supplies	53500	\$5,428	\$10,000	\$10,000		
Laboratory Supplies	53600					
Gasoline & Variable Fuel	53700					
Computer Hardware & Software	53800	\$3,965	\$10,000	\$60,000	\$50,000	500.00%
Stationery & Office Supplies	53900					
Books & Journals	54100		\$400	\$400		
Minor Office Equipment	54200	\$455	\$1,500	\$1,500		
Depreciation & Amortization	54300					
Non-Capital Assets	54600					
Total Services & Supplies Expenditures		\$20,259	\$132,100	\$247,100	\$115,000	87.06%
Capital Expenditures						
Leasehold Improvements	60100					
Building & Grounds	60105					
Office Equipment	60110					
Computer & Network Equipment	60115					
Motorized Equipment	60120					
Lab & Monitoring Equipment	60125					
Communications Equipment	60130					
General Equipment	60135					
PM2.5 Equipment	60140					
Biowatch Equipment	60145					
Total Capital Expenditures						
Transfer Out	70005					
Total Expenditures		\$667,815	\$828,748	\$1,259,455	\$430,707	51.97%

(PAGE INTENTIONALLY LEFT BLANK)

Planning and Climate Protection Division

The Planning and Climate Protection Division prepares comprehensive source emission inventories for the Bay Area, conducts air quality modeling and data analyses, and prepares plans to meet State and Federal air quality standards. Division staff coordinates and implements climate protection activities through the Climate Protection Section. Division staff analyzes ambient and emissions data for toxic air contaminants, particulate matter, ozone and their precursors, and develops and implements programs to reduce exposures. Division staff works with cities, counties and other agencies to encourage transportation and land use decisions that improve air quality and protect the climate. Division staff prepares, reviews and provides guidance on environmental documents prepared pursuant to California Environmental Quality Act (CEQA).

In FYE 2017, Division staff will continue to implement the multi-pollutant Bay Area 2010 Clean Air Plan, and complete an update to this plan, which addresses ozone, particulate matter, toxic air contaminants and greenhouse gases. The CAP update will include a comprehensive Regional Climate Protection Strategy, setting the framework to achieve the regional goal of reducing GHG emissions 80% below 1990 levels by 2050. Staff will continue to work with local lead agencies, regional agencies, and others to implement the CEQA Guidelines. Staff will provide technical assistance to cities and counties on climate protection, local plans, and environmental review processes. Staff will collaborate with MTC to implement the commuter benefits program. Staff will track the development of new national ambient air quality standards and associated planning requirements. Staff will continue to work with Cal-EPA, CARB, and Federal, State, regional and local agencies to reduce emissions associated with ports and goods movement and implement other mobile source programs.

In FYE 2017, staff will integrate the 10-point Climate Action Work Program within the Regional Climate Protection Strategy in the 2016 Clean Air Plan / Regional Climate Protection Strategy (CAP/RCPS). Staff will begin to implement the control measures and GHG emission reduction measures identified in the CAP/RCPS. Staff will: develop rules and rule amendments to reduce GHGs; work with the Air Resources Board to coordinate state and regional climate programs; assist local government with the development and implementation of climate action plans, AB32 and SB375; collaborate with regional agency partners on implementation of the Sustainable Communities Strategy; work with partner agencies to implement regional GHG reduction strategies through the Bay Area Regional Collaborative; maintain web portals for Bay Area climate protection resources and GHG emission inventory data; conduct measurement studies of methane and other GHGs, and; refine and maintain the Bay Area GHG emission inventory and improve GHG emissions forecasts. Staff will collaborate with local governments to implement GHG reduction projects that can be listed in the CAPCOA GHG Exchange.

Staff will continue to work with CARB, U.S. EPA, Northern California air districts, and other stakeholders on the Central California Air Quality Studies, focused mainly on ozone and PM. These studies involve field measurements, emissions inventory development, modeling, and analysis of air quality and pollutant transport in North Central California. In FYE 2017, staff will further improve modeling emissions estimates and continue conducting data analysis and modeling to better understand formation of PM, ozone and air toxics, and their health impacts in the Bay Area. Staff will investigate transport of pollutants between the Bay Area and neighboring regions. Staff will also analyze ambient ultrafine PM (UFPM) data, develop an emissions inventory, conduct simulations, and refine estimates of the public health impacts of UFPM in the Bay Area. Data analysis, modeling and use of a geographic information system will support the District's Strategic Incentives Division, rule development, permitting, climate protection, and planning activities.

In FYE 2017, Division staff will continue work with other divisions on the technical analysis, outreach, and risk reduction components of the CARE Program. Technical work will include sub-regional emissions inventory development and modeling of air toxics and other pollutants in impacted communities, local air quality measurement studies, and analysis of fine particulate matter and air toxic data. Staff will refine modeling tools and investigate low-cost measurement networks to support healthy communities and to identify local hot spots. Staff will continue to implement risk reduction programs, including identifying and prioritizing impacted communities, focusing grant and incentive funds, conducting community outreach, and providing guidance on local land use and exposure to air pollution. Staff will continue to work with State agencies, cities, counties, local stakeholders and others to develop and implement local emission reduction strategies.

Many programs in the Division are supported by updating and reporting inventories of air pollutant emissions. In FYE 2017, Division staff will work with other divisions to develop a quality assurance plan for emissions inventories, update emissions databases to meet and anticipate changes needed for the New Production System and My Air Online and to ensure improved quality of emissions data needed for assessing impacts of pollution sources.

SOURCE INVENTORIES		601
Managing Division: Planning and Climate Protection		
Contact Person: Phil Martien		
Program Purpose: Compile source inventories for criteria pollutants, toxic air contaminants (TACs) and greenhouse gases (GHGs) for planning, rule development, exposure assessments, and public information. Develop emissions forecasts to assist in developing effective projects and programs to reduce health risks from air pollution and to reduce levels of climate-forcing pollutants.		
Description of Program: Staff assigned to this program compiles lists of all significant sources of air pollution (criteria pollutants, TAC, and GHGs) in the Bay Area, and estimates the quantity, timing, and spatial distribution of emissions from each source or category of sources. The inventory includes emissions from industrial sources, motor vehicles, commercial activities, agricultural activities, residential and consumer products, and natural sources. Source inventories are used as a starting point for preparing attainment plans and for developing rules to control emissions. Inventory calculations are also used to track progress in implementing plans and demonstrating attainment. The emission inventories are required by CARB and EPA. Staff also prepares and maintains GHG emission inventories and forecasts for the region and coordinates the development of the air toxics emission inventory for local-scale exposure assessments.		
Justification of Change Request: Additional resources required to support the Regional Climate Protection Strategy, specifically including work to improve estimates of methane and other non-CO2 CHGs and work to improve GHG forecasting methods.		
ACTIVITIES		
To support the Regional Climate Protection Strategy, refine GHG scenario forecasts to improve tracking of adopted state, regional, and local GHG reduction measures and quantify the level of additional reductions needed to meet GHG reduction targets.		
To support the Regional Climate Protection Strategy, refine and evaluate GHG emissions estimates, with particular emphasis on non-CO2 GHGs such as methane, incorporating new measurement and modeling techniques.		
Further develop an updated emissions inventory reporting platform, improving the District's ability to report and evaluate emissions inventory estimates.		
Maintain and improve inventories, identifying and incorporating new data and updated methods.		
Prepare point and area source emissions estimates to report to CARB, including criteria pollutants, TAC, and GHG emissions.		
Provide inventory information to District staff for other District programs: Research and Modeling, Strategic Incentives Division, Rule Development, Communications, Community Engagement, and CARE programs.		
Provide emission inventory information requested by the public and by consultants.		
Develop additional tools and methods to make more emissions data publicly available online.		
MAJOR OBJECTIVES		Delivery Date
Transmit detailed point and area source data to CARB's CEIDARS data base.		12/31/2016
Develop local-scale emissions to support local planning and promote healthy community development.		6/30/2017
Develop forecast methods to examine alternate GHG emission reduction scenarios to support the Regional Climate Protection Strategy.		12/31/2016
Assist in designing and deploying field measurements to refine and evaluate methane emissions estimates in support of the Regional Climate Protection Strategy.		10/31/2016
In coordination with other Air District Divisions, develop a Quality Assurance Project Plan (QAPP) for the emissions inventory.		12/31/2016

	FYE 2015 Audited Program Expenditures	FYE 2016 Amended Program Budget	FYE 2017 Proposed Program Budget	FTE/Dollar Change	Percent Change	
Number of Positions (FTE)	5.50	4.85	5.10	0.25	5.15%	
Personnel Expenditures						
Permanent Salaries	51105	\$677,851	\$587,789	\$635,342	\$47,553	8.09%
Overtime Salaries	51150					
Temporary Salaries	51200	\$41,952				
Payroll Taxes	51300	\$9,966	\$8,397	\$9,061	\$664	7.91%
Pension Benefits	51400	\$85,800	\$89,703	\$105,130	\$15,427	17.20%
FICA Replacement Benefits	51500	\$7,293	\$5,354	\$5,753	\$398	7.44%
Group Insurance Benefits	51600	\$103,335	\$82,520	\$88,588	\$6,068	7.35%
Employee Transportation Subsidy	51700	\$7,156	\$9,258	\$9,660	\$402	4.34%
Workers' Compensation	51800	\$2,115	\$3,056	\$3,214	\$158	5.17%
Other Post-Employment Benefits	51850	\$60,368	\$39,863	\$41,918	\$2,055	5.16%
Board Stipends	51900					
Total Personnel Expenditures		\$995,837	\$825,940	\$898,665	\$72,725	8.81%
Services & Supplies Expenditures						
Travel In-State	52200		\$3,600	\$3,900	\$300	8.33%
Travel Out-Of-State	52225		\$1,600	\$2,600	\$1,000	62.50%
Training & Education	52300	\$1,801	\$7,500	\$7,500		
Repair & Maintenance (Equipment)	52400					
Communications	52500					
Building Maintenance	52600					
Utilities	52700					
Postage	52800					
Printing & Reproduction	52900					
Equipment Rental	53100					
Rents & Leases	53200					
Professional Services & Contracts	53300	\$78,913	\$60,900	\$145,900	\$85,000	139.57%
General Insurance	53400					
Shop & Field Supplies	53500					
Laboratory Supplies	53600					
Gasoline & Variable Fuel	53700					
Computer Hardware & Software	53800		\$24,000	\$22,000	(\$2,000)	(8.33%)
Stationery & Office Supplies	53900					
Books & Journals	54100		\$200	\$500	\$300	150.00%
Minor Office Equipment	54200		\$100	\$100		
Depreciation & Amortization	54300					
Non-Capital Assets	54600					
Total Services & Supplies Expenditures		\$80,714	\$97,900	\$182,500	\$84,600	86.41%
Capital Expenditures						
Leasehold Improvements	60100					
Building & Grounds	60105					
Office Equipment	60110					
Computer & Network Equipment	60115					
Motorized Equipment	60120					
Lab & Monitoring Equipment	60125					
Communications Equipment	60130					
General Equipment	60135					
PM2.5 Equipment	60140					
Biowatch Equipment	60145					
Total Capital Expenditures						
Transfer Out	70005					
Total Expenditures		\$1,076,550	\$923,840	\$1,081,165	\$157,325	17.03%

AIR QUALITY PLANS		602
Managing Division: Planning and Climate Protection		
Contact Person: Dave Vintze		
Program Purpose: Prepare and track effectiveness of plans to attain and maintain State and National ambient air quality standards.		
Description of Program: This program involves the preparation of plans for State and National air quality standards. This includes the preparation of State Triennial Updates (Clean Air Plan), and any SIP related submittals to EPA for national planning requirements. Preparation of these documents involves cooperation of various District staff and cooperation with ABAG, MTC, CARB and EPA. An update to the Clean Air Plan (CAP), including a Regional Climate Protection Strategy (RCPS) and a Refinery Strategy, will be completed near the end of the FYE2016 budget year or the beginning of the FYE2017 budget year. Workshops, hearings and other forums for community engagement and public review are part of the CAP/RCPS development process. Preparing CEQA documents for air quality plans as necessary, tracking the effectiveness of air quality plans, ensuring compliance with State and national air quality planning requirements, and reporting to CARB and EPA are included in the program. This program also includes tracking and commenting on proposed State and National air quality standards and planning requirements.		
Justification of Change Request: N/A		
ACTIVITIES		
Complete the 2016 Clean Air Plan & Regional Climate Protection Strategy (2016 CAP/RCPS) and submit to ARB.		
Implement the control measures in the 2016 CAP/RCPS.		
Participate in planning activities related to State and Federal ambient air quality standards.		
Track development of new or amended State and Federal ambient air quality standards.		
Prepare any documents or technical analysis needed to meet new State or Federal planning requirements for ozone and PM2.5.		
Coordinate and track implementation of control measures in the 2016 CAP/RCPS.		
Update District website with current air quality planning requirements and/or information related to proposed revisions to State and federal ambient air quality standards.		
MAJOR OBJECTIVES		Delivery Date
Complete the 2016 Clean Air Plan & Regional Climate Protection Strategy		12/31/2016
Implement the control measures in the 2016 Clean Air Plan & Regional Climate Protection Strategy		6/30/2017
Submit other planning documents to CARB and EPA as required in FYE 2017 timeframe.		6/30/2017

	FYE 2015 Audited Program Expenditures	FYE 2016 Amended Program Budget	FYE 2017 Proposed Program Budget	FTE/Dollar Change	Percent Change	
Number of Positions (FTE)	2.67	3.55	3.71	0.16	4.51%	
Personnel Expenditures						
Permanent Salaries	51105	\$290,138	\$421,605	\$414,573	(\$7,032)	(1.67%)
Overtime Salaries	51150	\$103				
Temporary Salaries	51200					
Payroll Taxes	51300	\$4,263	\$6,006	\$5,871	(\$136)	(2.26%)
Pension Benefits	51400	\$36,418	\$64,163	\$68,112	\$3,949	6.15%
FICA Replacement Benefits	51500	\$3,081	\$3,919	\$4,185	\$266	6.78%
Group Insurance Benefits	51600	\$43,881	\$63,482	\$69,697	\$6,214	9.79%
Employee Transportation Subsidy	51700	\$4,481	\$6,807	\$7,302	\$495	7.27%
Workers' Compensation	51800	\$905	\$2,237	\$2,338	\$101	4.51%
Other Post-Employment Benefits	51850	\$25,839	\$29,178	\$30,493	\$1,315	4.51%
Board Stipends	51900					
Total Personnel Expenditures		\$409,110	\$597,398	\$602,570	\$5,172	0.87%
Services & Supplies Expenditures						
Travel In-State	52200	\$1,455	\$1,415	\$2,215	\$800	56.54%
Travel Out-Of-State	52225					
Training & Education	52300	\$495	\$2,000	\$1,200	(\$800)	(40.00%)
Repair & Maintenance (Equipment)	52400					
Communications	52500	\$345				
Building Maintenance	52600					
Utilities	52700					
Postage	52800					
Printing & Reproduction	52900					
Equipment Rental	53100					
Rents & Leases	53200					
Professional Services & Contracts	53300	\$20,122	\$61,900	\$61,900		
General Insurance	53400					
Shop & Field Supplies	53500					
Laboratory Supplies	53600					
Gasoline & Variable Fuel	53700					
Computer Hardware & Software	53800					
Stationery & Office Supplies	53900	\$278				
Books & Journals	54100					
Minor Office Equipment	54200					
Depreciation & Amortization	54300					
Non-Capital Assets	54600					
Total Services & Supplies Expenditures		\$22,695	\$65,315	\$65,315		
Capital Expenditures						
Leasehold Improvements	60100					
Building & Grounds	60105					
Office Equipment	60110					
Computer & Network Equipment	60115					
Motorized Equipment	60120					
Lab & Monitoring Equipment	60125					
Communications Equipment	60130					
General Equipment	60135					
PM 2.5 Equipment	60140					
Biowatch Equipment	60145					
Total Capital Expenditures						
Transfer Out	70005					
Total Expenditures		\$431,805	\$662,713	\$667,885	\$5,172	0.78%

AIR QUALITY MODELING SUPPORT		603
Managing Division: Planning and Climate Protection		
Contact Person: Saffet Tanrikulu		
Program Purpose: Provide technical support to the District's initiatives and collaborative activities through modeling and air quality analyses.		
Description of Program: This program provides technical support to various District activities including: the Climate Protection Program, the Air Quality Planning Program, the Strategic Incentives Division programs, the Central California Air Quality Studies (CCAQS), the Spare the Air Program and the ambient data Quality Assurance (QA)/Quality Control (QC) Program. It also manages the District's modeling- and data analysis-related contracts; participates in the District's rule development, permit modeling, air monitoring and emissions inventory/exposure assessment activities; and responds to requests from District staff and the public for ambient data.		
Justification of Change Request:		
ACTIVITIES		
Support the Climate Protection Program: analyze ambient data, conduct modeling, help design monitoring program, evaluate GHG emissions estimates and analyze trends.		
Support District's Air Quality Planning Program: conduct data analysis and modeling.		
Support the Strategic Incentives Division: create and update maps to prioritize grant projects.		
Respond to internal/external aerometric data requests.		
Manage the District's data analysis and modeling-related contracts: prepare work statements, review and evaluate contractors' progress and invoices, and review project final reports.		
Perform air quality modeling and data analysis to support District's rulemaking activities: apply CALMET/CALPUFF models to evaluate air quality and health benefits of proposed emission reductions.		
Support permitting activities: apply AERMOD model to accommodate the District's non-PSD modeling needs and prepare meteorological inputs to AERMOD for permit modeling.		
Participate in CCAQS: participate in the Technical and Policy Committee meetings and provide in-kind support to their modeling and data analysis efforts, participate in SIP Inventory Working Group conference calls and review and evaluate emissions inventories.		
Participate in ambient air monitoring program: evaluate the quality of ultrafine PM data, make speciated ultrafine PM measurements, collect and analyze PM filters for carbon-14, perform QA/QC, and review and update the District's aerometric data needs.		
MAJOR OBJECTIVES		Delivery Date
Perform ozone and PM modeling and analysis to assess District's status with respect to the standards.		6/30/2017
Update health impacts analysis of ozone and PM and document the results.		6/30/2017
Perform carbon-14 analysis to assess contribution of wood burning to PM.		4/30/2017
Update cluster and Chemical Mass Balance analyses to further refine the identification of emission sources contributing to ozone and PM.		6/30/2017
Verify the District's aerometric data from 2014 and 2015.		12/31/2016
Perform WRF/CMAQ modeling and analysis to support the District's rule development effort.		12/31/2016
Perform CALMET/CALPUFF modeling and analysis to support the District's rule development effort for major sources.		12/31/2016
Test WRF/CMAQ or WRF/CHEM models for real time air quality forecast.		3/31/2017
Update health risk analysis for air toxics.		3/31/2017
Update sea salt portion of PM modeling emissions inventory.		12/31/2016

	FYE 2015 Audited Program Expenditures	FYE 2016 Amended Program Budget	FYE 2017 Proposed Program Budget	FTE/Dollar Change	Percent Change
Number of Positions (FTE)	2.18	4.35	4.05	(0.30)	(6.90%)
Personnel Expenditures					
Permanent Salaries	51105	\$262,329	\$500,157	\$480,192	(\$19,964) (3.99%)
Overtime Salaries	51150				
Temporary Salaries	51200				
Payroll Taxes	51300	\$3,861	\$7,086	\$6,808	(\$278) (3.93%)
Pension Benefits	51400	\$33,155	\$75,701	\$78,986	\$3,286 4.34%
FICA Replacement Benefits	51500	\$2,818	\$4,802	\$4,568	(\$234) (4.87%)
Group Insurance Benefits	51600	\$39,957	\$85,100	\$76,786	(\$8,314) (9.77%)
Employee Transportation Subsidy	51700	\$2,981	\$8,328	\$6,630	(\$1,698) (20.39%)
Workers' Compensation	51800	\$819	\$2,741	\$2,552	(\$189) (6.90%)
Other Post-Employment Benefits	51850	\$23,363	\$35,753	\$33,288	(\$2,465) (6.89%)
Board Stipends	51900				
Total Personnel Expenditures		\$369,283	\$719,668	\$689,811	(\$29,857) (4.15%)
Services & Supplies Expenditures					
Travel In-State	52200	\$1,384	\$250	\$250	
Travel Out-Of-State	52225	\$1,858	\$1,350	\$1,350	
Training & Education	52300	\$950	\$6,100	\$6,100	
Repair & Maintenance (Equipment)	52400		\$21,000	\$7,500	(\$13,500) (64.29%)
Communications	52500		\$1,000	\$1,000	
Building Maintenance	52600				
Utilities	52700				
Postage	52800				
Printing & Reproduction	52900				
Equipment Rental	53100				
Rents & Leases	53200				
Professional Services & Contracts	53300	\$24,542	\$81,950	\$95,350	\$13,400 16.35%
General Insurance	53400				
Shop & Field Supplies	53500				
Laboratory Supplies	53600				
Gasoline & Variable Fuel	53700				
Computer Hardware & Software	53800				
Stationery & Office Supplies	53900		\$400	\$500	\$100 25.00%
Books & Journals	54100				
Minor Office Equipment	54200				
Depreciation & Amortization	54300				
Non-Capital Assets	54600				
Total Services & Supplies Expenditures		\$28,734	\$112,050	\$112,050	
Capital Expenditures					
Leasehold Improvements	60100				
Building & Grounds	60105				
Office Equipment	60110				
Computer & Network Equipment	60115				
Motorized Equipment	60120				
Lab & Monitoring Equipment	60125				
Communications Equipment	60130				
General Equipment	60135				
PM2.5 Equipment	60140				
Biowatch Equipment	60145				
Total Capital Expenditures					
Transfer Out	70005				
Total Expenditures		\$398,017	\$831,718	\$801,861	(\$29,857) (3.59%)

AIR QUALITY MODELING & RESEARCH		604
Managing Division: Planning and Climate Protection		
Contact Person: Saffet Tanrikulu		
Program Purpose: Perform air quality modeling and data analysis to evaluate emission control strategies to attain and maintain air quality standards.		
Description of Program: This program maintains and applies state-of-the-science meteorological, emissions inventory and air quality models to investigate the formation of ozone, fine and ultrafine particulate matter (PM _{2.5} and PM _{0.1}), and toxic air contaminants in the Bay Area, assess attainment status of the Bay Area with respect to Federal and State standards, support Federal and State air quality plan development activities, quantify transport of ozone, PM and toxic air contaminants, and their precursors within the Bay Area as well as between the Bay Area and neighboring districts, and quantify the health impacts of ozone, PM, and toxic air contaminants. This program also includes analysis of ambient data, preparation of model inputs, monetary valuation of air pollution impacts in the Bay Area, maintenance of the District's cluster computer system, development of graphics and statistical programs to evaluate model inputs and outputs, and collaboration with modeling and air quality planning staff of CARB, U.S. EPA, neighboring districts, industry, academia and other stakeholders.		
Justification of Change Request:		
ACTIVITIES		
Maintain and apply air quality models to investigate ozone, PM _{2.5} , PM _{0.1} , and toxic air contaminants formation in the Bay Area as well as their regional transport.		
Maintain and apply meteorological models to prepare inputs to air quality models.		
Maintain and apply emissions inventory models to prepare inputs to air quality models.		
Maintain and apply air pollution health impacts and monetary valuation models.		
Prepare ambient data for model inputs and evaluation of model outputs.		
Conduct ambient data analysis for ozone, PM _{2.5} , PM _{0.1} and toxic air contaminants to characterize each pollutant's formation in the Bay Area.		
Evaluate and improve model performance for multi-pollutant applications.		
Maintain the District's cluster computer system on which models are run.		
Develop graphics, analysis and model evaluation tools.		
Develop in-house staff expertise in modeling and air quality analysis.		
Coordinate Modeling Advisory Committee meetings.		
Analyze Bay Area status relative to the national and state ambient air quality standards.		
MAJOR OBJECTIVES		Delivery Date
Evaluate and improve ultrafine particulate matter emissions estimates.		6/30/2017
Improve ultrafine particulate matter model performance.		6/30/2017
Refine estimates of health impacts of ultrafine particulate matter.		6/30/2017
Evaluate and improve CMAQ model performance for multipollutant simulations.		6/30/2017
Update wood smoke and ammonia portions of PM modeling emissions inventory.		12/31/2016
Update analysis of CMAQ sensitivity to emission reductions for PM, toxics and ozone.		6/30/2017
Evaluate and update health impacts of ozone, fine particulate matter and air toxics.		3/31/2017
Maintain the meteorological and air quality database and update analysis of ambient data for selected PM, toxics and ozone simulation periods.		6/30/2017

		FYE 2015 Audited Program Expenditures	FYE 2016 Amended Program Budget	FYE 2017 Proposed Program Budget	FTE/Dollar Change	Percent Change
Number of Positions (FTE)		4.48	4.35	3.36	(0.99)	(22.76%)
Personnel Expenditures						
Permanent Salaries	51105	\$528,372	\$531,495	\$430,356	(\$101,139)	(19.03%)
Overtime Salaries	51150					
Temporary Salaries	51200					
Payroll Taxes	51300	\$7,775	\$7,558	\$6,109	(\$1,449)	(19.18%)
Pension Benefits	51400	\$66,816	\$80,741	\$70,874	(\$9,867)	(12.22%)
FICA Replacement Benefits	51500	\$5,687	\$4,802	\$3,790	(\$1,012)	(21.08%)
Group Insurance Benefits	51600	\$80,484	\$81,164	\$64,536	(\$16,628)	(20.49%)
Employee Transportation Subsidy	51700	\$5,515	\$8,328	\$6,336	(\$1,992)	(23.92%)
Workers' Compensation	51800	\$1,649	\$2,741	\$2,117	(\$624)	(22.77%)
Other Post-Employment Benefits	51850	\$47,056	\$35,753	\$27,616	(\$8,137)	(22.76%)
Board Stipends	51900					
Total Personnel Expenditures		\$743,353	\$752,583	\$611,734	(\$140,848)	(18.72%)
Services & Supplies Expenditures						
Travel In-State	52200	\$803	\$900	\$900		
Travel Out-Of-State	52225		\$900	\$900		
Training & Education	52300	\$600	\$2,522	\$2,500	(\$22)	(0.87%)
Repair & Maintenance (Equipment)	52400		\$11,000	\$11,000		
Communications	52500					
Building Maintenance	52600					
Utilities	52700					
Postage	52800					
Printing & Reproduction	52900		\$3,500	\$3,500		
Equipment Rental	53100					
Rents & Leases	53200					
Professional Services & Contracts	53300		\$5,000	\$5,000		
General Insurance	53400					
Shop & Field Supplies	53500					
Laboratory Supplies	53600					
Gasoline & Variable Fuel	53700					
Computer Hardware & Software	53800	\$10,700	\$11,600	\$11,622	\$22	0.19%
Stationery & Office Supplies	53900					
Books & Journals	54100					
Minor Office Equipment	54200					
Depreciation & Amortization	54300					
Non-Capital Assets	54600					
Total Services & Supplies Expenditures		\$12,103	\$35,422	\$35,422		
Capital Expenditures						
Leasehold Improvements	60100					
Building & Grounds	60105					
Office Equipment	60110					
Computer & Network Equipment	60115					
Motorized Equipment	60120					
Lab & Monitoring Equipment	60125					
Communications Equipment	60130					
General Equipment	60135					
PM 2.5 Equipment	60140					
Biowatch Equipment	60145					
Total Capital Expenditures						
Transfer Out	70005					
Total Expenditures		\$755,456	\$788,005	\$647,156	(\$140,848)	(17.87%)

MOBILE SOURCE MEASURES		605
Managing Division: Planning and Climate Protection		
Contact Person: Dave Vintze		
Program Purpose: Implementation of regional land use, mobile source and transportation measures.		
Description of Program: State and Federal laws require air districts to implement mobile source and transportation measures to attain and maintain ambient air quality standards. To this end, District staff works with CARB, MTC, ABAG, CMAs, cities, counties, transit operators, Caltrans, and other agencies and organizations to encourage and facilitate implementation of mobile source and transportation measures. This program also includes consultation with other agencies regarding land use and transportation planning activities to minimize the potential land use compatibility conflicts of locating sensitive receptors in close proximity to local sources of air pollution. In addition, this program also includes analysis of air quality impacts of plans and projects through CEQA and other environmental review processes, and transportation/general conformity determinations. Staff also works with State and local agencies to reduce emissions from ports and goods movement, and participates in CARB rulemaking processes.		
Justification of Change Request: N/A		
ACTIVITIES		
Provide guidance to cities and counties on air quality and infill development related to the Planning Healthy Places guidance document.		
Collaborate with other regional agencies to implement Plan Bay Area, TOD and smart growth in the Bay Area.		
Participate in Statewide effort to update the CalEEMod land use emission model.		
Respond to questions from cities, counties and other agencies regarding air quality analysis procedures for CEQA documents; review and send comment letters on selected environmental documents for major development projects and plans.		
Prepare an update to the District's CEQA thresholds and guidelines.		
Assist with District activities to implement programs to reduce emissions of fine PM.		
Work with MTC and others on implementation of transportation measures in the Clean Air Plan, as appropriate.		
Work with EPA, CARB, and various Federal, State, regional and local agencies on mobile source programs, e.g., ports, goods movement, railroads.		
Participate on regional and statewide Transportation Conformity Task Forces.		
Track CARB actions on on-road and off-road mobile sources and fuels, and Bureau of Automotive Repair actions on vehicle inspection and maintenance; attend workshops and hearings and prepare comments as appropriate.		
Evaluate and promote use of alternative fuels, e.g., hydrogen, biodiesel, etc.		
Assist MTC and the Compliance and Enforcement Division with the implementation and evaluation of the commuter benefits program.		
Assist in the development of climate action plans and community risk reduction plans.		
Provide consultation to Federal agencies regarding general conformity review of non-transportation projects.		
Maintain & update webpages re: CEQA guidelines, smart growth, Planning Healthy Places, etc.		
MAJOR OBJECTIVES		Delivery Date
Prepare an update to the District's CEQA thresholds and guidelines.		6/30/2017
Assist with project level TAC/PM2.5 air quality analysis for Station Area Plans, Transit Priority projects and Priority Development Areas to assist local jurisdictions in moving these projects forward.		6/30/2017
Prepare comment letters regarding air quality impacts of Bay Area development projects and plans for CEQA documents.		6/30/2017
Participate with MTC in the implementation of the commuter benefits program.		6/30/2017
Assist MTC in addressing local air quality impacts within the update to Plan Bay Area.		6/30/2017
Participate in Port of Oakland Maritime Air Quality Improvement Plan implementation processes.		6/30/2017
Complete update to Planning Healthy Places web based tools		6/30/2017

	FYE 2015 Audited Program Expenditures	FYE 2016 Amended Program Budget	FYE 2017 Proposed Program Budget	FTE/Dollar Change	Percent Change
Number of Positions (FTE)	5.06	2.35	4.76	2.41	102.55%
Personnel Expenditures					
Permanent Salaries	51105	\$608,183	\$304,507	\$593,062	\$288,555 94.76%
Overtime Salaries	51150				
Temporary Salaries	51200				
Payroll Taxes	51300	\$8,951	\$4,355	\$8,430	\$4,076 93.59%
Pension Benefits	51400	\$76,707	\$46,521	\$97,808	\$51,288 110.25%
FICA Replacement Benefits	51500	\$6,564	\$2,594	\$5,369	\$2,775 106.96%
Group Insurance Benefits	51600	\$92,681	\$39,911	\$87,663	\$47,752 119.65%
Employee Transportation Subsidy	51700	\$6,630	\$4,338	\$9,576	\$5,238 120.75%
Workers' Compensation	51800	\$1,898	\$1,481	\$2,999	\$1,518 102.50%
Other Post-Employment Benefits	51850	\$54,164	\$19,315	\$39,123	\$19,808 102.55%
Board Stipends	51900				
Total Personnel Expenditures		\$855,778	\$423,022	\$844,030	\$421,009 99.52%
Services & Supplies Expenditures					
Travel In-State	52200	\$1,476	\$2,300	\$2,300	
Travel Out-Of-State	52225	\$1,015	\$1,300	\$1,300	
Training & Education	52300	\$1,310	\$3,400	\$3,400	
Repair & Maintenance (Equipment)	52400				
Communications	52500	\$746			
Building Maintenance	52600				
Utilities	52700				
Postage	52800				
Printing & Reproduction	52900		\$4,000	\$4,000	
Equipment Rental	53100				
Rents & Leases	53200				
Professional Services & Contracts	53300	\$19,967	\$140,000	\$140,000	
General Insurance	53400				
Shop & Field Supplies	53500				
Laboratory Supplies	53600				
Gasoline & Variable Fuel	53700				
Computer Hardware & Software	53800				
Stationery & Office Supplies	53900	\$83	\$225	\$450	\$225 100.00%
Books & Journals	54100		\$225		(\$225) (100.00%)
Minor Office Equipment	54200				
Depreciation & Amortization	54300				
Non-Capital Assets	54600				
Total Services & Supplies Expenditures		\$24,596	\$151,450	\$151,450	
Capital Expenditures					
Leasehold Improvements	60100				
Building & Grounds	60105				
Office Equipment	60110				
Computer & Network Equipment	60115				
Motorized Equipment	60120				
Lab & Monitoring Equipment	60125				
Communications Equipment	60130				
General Equipment	60135				
PM 2.5 Equipment	60140				
Biowatch Equipment	60145				
Total Capital Expenditures					
Transfer Out	70005				
Total Expenditures		\$880,375	\$574,472	\$995,480	\$421,009 73.29%

CLIMATE PROTECTION		608
Managing Division: Planning and Climate Protection		
Contact Person: Abby Young		
Program Purpose: Reduce emissions contributing to climate change and integrate climate protection into programs to reduce criteria and toxic air pollutants.		
Description of Program: District climate protection activities for FYE 2017 will be coordinated by the Climate Protection Section and will include: final development and implementation of a Regional Climate Protection Strategy as part of the 2016 Clean Air Plan; development of proposed rules to reduce GHGs; conducting methane measurement studies; refining GHG emission inventories and forecasts; pursuing additional research and policy development resulting from the consumption-based GHG emissions inventory; continued technical assistance to local governments on climate action plan development and implementation through the development of emission inventory data and best practices, assistance in obtaining cap and trade funds to implement local climate action plans, assistance in developing indicators to track success, and assistance in implementing strategies to reduce GHG emissions from residential and commercial buildings; assistance to local governments and other entities to implement carbon sequestration on natural and working lands using the CAPCOA GHG Exchange; participation in the development of additional GHG reduction protocols for use in the Bay Area; continued collaboration with local, regional, State, and national agencies on climate protection efforts; and continued integration of climate protection strategies in existing District programs.		
Justification of Change Request: This budget reflects a modest increase in resources to implement the Regional Climate Protection Strategy and support a larger staff working on greenhouse gas mitigation in the new Climate Protection Section.		
ACTIVITIES		
Implement the Regional Climate Protection Strategy (RCPS).		
Develop and implement comprehensive, high priority strategies to reduce GHGs, including decarbonizing buildings, addressing the waste stream, and supporting local government efforts with tools, guidance and technical assistance.		
Conduct, and provide support for, climate-related rule development activity.		
Develop tools and standardized methodologies to assist local government in developing emission inventories.		
Support local climate action plans via technical assistance, developing model ordinances, and disseminating best practices.		
Engage stakeholder groups in developing approaches for implementing the RCPS.		
Develop/support protocols for the CAPCOA GHG Exchange and promote soil carbon sequestration projects per the CAPCOA GHG Rangeland Protocol.		
Coordinate the integration of climate protection strategies in existing District programs.		
Continue to collaborate and develop new methods for inventorying and forecasting regional GHG emissions.		
Continue to develop methods to quantify consumption based GHG emissions and identify policy opportunities.		
Continue to increase GHG measurement capacity by building up the GHG fixed-site and mobile monitoring network and collaborating with research institutions.		
Participate in a regional climate protection program with BARC, MTC, ABAG, and BCDC.		
Participate in Statewide and regional AB32 and Plan Bay Area implementation efforts.		
Work with local, regional, state and federal agencies and organizations to coordinate climate protection efforts.		
MAJOR OBJECTIVES		Delivery Date
Implement GHG reduction strategies identified in the Regional Climate Protection Strategy.		6/30/2017
Identify and implement control measures/strategies for the existing residential & commercial building stock.		6/30/2017
Implement strategies to reduce GHG and air pollutant emissions in the waste sector.		6/30/2017
Initiate new approaches to facilitate development and support implementation of local climate action plans, including tools, technical assistance, guidance and assistance identifying and securing funding.		6/30/2017
Continue developing methods and collaborations to expand and improve GHG inventory and forecasting practices.		6/30/2017
Fully implement the fixed-site and mobile GHG monitoring network and develop improved estimates of methane and other GHG emissions.		6/30/2017

		FYE 2015 Audited Program Expenditures	FYE 2016 Amended Program Budget	FYE 2017 Proposed Program Budget	FTE/Dollar Change	Percent Change
Number of Positions (FTE)		3.95	6.93	10.50	3.57	51.52%
Personnel Expenditures						
Permanent Salaries	51105	\$485,920	\$850,030	\$1,174,967	\$324,938	38.23%
Overtime Salaries	51150	\$455		\$7,400	\$7,400	
Temporary Salaries	51200	\$20,993				
Payroll Taxes	51300	\$7,128	\$12,143	\$16,791	\$4,649	38.29%
Pension Benefits	51400	\$61,473	\$129,716	\$193,570	\$63,854	49.23%
FICA Replacement Benefits	51500	\$5,129	\$7,651	\$11,844	\$4,193	54.81%
Group Insurance Benefits	51600	\$72,894	\$118,977	\$174,883	\$55,906	46.99%
Employee Transportation Subsidy	51700	\$4,598	\$13,466	\$18,684	\$5,218	38.75%
Workers' Compensation	51800	\$1,516	\$4,367	\$6,616	\$2,249	51.50%
Other Post-Employment Benefits	51850	\$43,275	\$56,959	\$86,301	\$29,342	51.51%
Board Stipends	51900					
Total Personnel Expenditures		\$703,380	\$1,193,308	\$1,691,056	\$497,749	41.71%
Services & Supplies Expenditures						
Travel In-State	52200	\$1,868	\$1,800	\$2,650	\$850	47.22%
Travel Out-Of-State	52225			\$7,000	\$7,000	
Training & Education	52300	\$125	\$4,000	\$8,200	\$4,200	105.00%
Repair & Maintenance (Equipment)	52400					
Communications	52500	\$456	\$1,200	\$1,200		
Building Maintenance	52600					
Utilities	52700					
Postage	52800					
Printing & Reproduction	52900	\$108	\$2,000	\$3,100	\$1,100	55.00%
Equipment Rental	53100					
Rents & Leases	53200					
Professional Services & Contracts	53300	\$88,617	\$303,000	\$305,000	\$2,000	0.66%
General Insurance	53400					
Shop & Field Supplies	53500					
Laboratory Supplies	53600					
Gasoline & Variable Fuel	53700					
Computer Hardware & Software	53800					
Stationery & Office Supplies	53900			\$300	\$300	
Books & Journals	54100			\$100	\$100	
Minor Office Equipment	54200					
Depreciation & Amortization	54300					
Non-Capital Assets	54600					
Total Services & Supplies Expenditure:		\$91,173	\$312,000	\$327,550	\$15,550	4.98%
Capital Expenditures						
Leasehold Improvements	60100					
Building & Grounds	60105					
Office Equipment	60110					
Computer & Network Equipment	60115					
Motorized Equipment	60120					
Lab & Monitoring Equipment	60125		\$102,000	\$60,000	(\$42,000)	(41.18%)
Communications Equipment	60130					
General Equipment	60135					
PM 2.5 Equipment	60140					
Biowatch Equipment	60145					
Total Capital Expenditures			\$102,000	\$60,000	(\$42,000)	(41.18%)
Transfer Out	70005					
Total Expenditures		\$794,553	\$1,607,308	\$2,078,606	\$471,299	29.32%

COMMUNITY AIR RISK EVALUATION (CARE)		609
Managing Division: Planning and Climate Protection		
Contact Person: Phil Martien		
Program Purpose: Evaluate community health risks from ambient toxic air contaminants (TACs), fine particulate matter (PM) and other pollutants. Focus mitigation measures on locations with higher exposures and risk levels and vulnerable populations. Develop mitigation strategies for new and existing development near busy roadways and other air pollution sources.		
Description of Program: The District's CARE Program targets risk reduction activities in areas where impacts of TACs, fine PM, and other pollutants are greatest. The CARE program has developed and manages a gridded TAC emission inventory incorporating point, area and mobile sources that is used to estimate exposure to TACs via modeling. These data are supplemented by estimated exposure to PM and other pollutants. Air monitoring, risk data and risk assessments are used to supplement the exposure estimates. Air pollution-related health statistics are used to help identify areas with sensitive populations. The CARE program develops inputs for and conducts dispersion-based modeling for health risk assessments. Information derived from these activities is used to focus District risk reduction activities through the Clean Air Communities Initiative, such as grant and incentive programs, partnerships with local agencies on local plans and programs, collaboration with public health professionals, development of community risk reduction plans, advocacy of State and local regulatory programs, public involvement processes to improve public health in the most impacted communities, and other activities.		
Justification of Change Request:		
ACTIVITIES		
Manage and coordinate the CARE program.		
Conduct local-scale modeling to support risk screening tools that promote healthy development.		
Participate in outreach and assist in evaluating community risks and hazards, through measurement and modeling programs.		
Provide technical reports and updates on the CARE program via the District web page.		
Continue to compile demographic and health statistics data for the Bay Area.		
Attend community meetings to understand local concerns and provide updates on the CARE program.		
Develop modeling methods to identify emission sources and source areas affecting impacted communities.		
Develop mitigation strategies for new and existing development near busy roadways and other air pollution sources.		
Update regional emissions estimates of TAC.		
Investigate the use of low-cost air quality sensor networks to improve exposure assessments.		
Support mapping tools in My Air Online and local planning guidance.		
MAJOR OBJECTIVES		
Continue to expand the existing network of low-cost air quality sensors in the Bay Area to measure CO2 and local pollutants.		Delivery Date 6/30/2017
Develop best practices for conducting community monitoring with low-cost sensors, partnering with local government, researchers, industry, and community groups.		6/30/2017
Update and refine dispersion modeling methods to estimate cumulative risk and fine particulate matter levels in communities near busy roadways and other air pollution sources.		9/30/2016

		FYE 2015 Audited Program Expenditures	FYE 2016 Amended Program Budget	FYE 2017 Proposed Program Budget	FTE/Dollar Change	Percent Change
Number of Positions (FTE)		2.66	2.45	1.91	(0.54)	(22.04%)
Personnel Expenditures						
Permanent Salaries	51105	\$344,070	\$325,227	\$272,762	(\$52,465)	(16.13%)
Overtime Salaries	51150					
Temporary Salaries	51200					
Payroll Taxes	51300	\$5,070	\$4,653	\$3,910	(\$744)	(15.98%)
Pension Benefits	51400	\$43,527	\$49,708	\$45,359	(\$4,350)	(8.75%)
FICA Replacement Benefits	51500	\$3,760	\$2,705	\$2,154	(\$550)	(20.35%)
Group Insurance Benefits	51600	\$53,170	\$41,087	\$31,073	(\$10,014)	(24.37%)
Employee Transportation Subsidy	51700	\$3,329	\$5,268	\$3,966	(\$1,302)	(24.72%)
Workers' Compensation	51800	\$1,074	\$1,544	\$1,204	(\$340)	(22.02%)
Other Post-Employment Benefits	51850	\$30,642	\$20,137	\$15,699	(\$4,438)	(22.04%)
Board Stipends	51900					
Total Personnel Expenditures		\$484,642	\$450,329	\$376,127	(\$74,202)	(16.48%)
Services & Supplies Expenditures						
Travel In-State	52200	\$2,042	\$1,700	\$1,900	\$200	11.76%
Travel Out-Of-State	52225		\$1,800	\$2,000	\$200	11.11%
Training & Education	52300	\$800	\$10,700	\$10,400	(\$300)	(2.80%)
Repair & Maintenance (Equipment)	52400	\$887	\$3,500	\$3,000	(\$500)	(14.29%)
Communications	52500	\$2,352	\$1,000	\$1,000		
Building Maintenance	52600					
Utilities	52700					
Postage	52800					
Printing & Reproduction	52900	\$1,000	\$1,000	\$2,000	\$1,000	100.00%
Equipment Rental	53100					
Rents & Leases	53200					
Professional Services & Contracts	53300	\$81,441	\$115,700	\$100,700	(\$15,000)	(12.96%)
General Insurance	53400					
Shop & Field Supplies	53500		\$4,400	\$3,500	(\$900)	(20.45%)
Laboratory Supplies	53600					
Gasoline & Variable Fuel	53700					
Computer Hardware & Software	53800	\$20,849	\$13,500	\$13,500		
Stationery & Office Supplies	53900	\$76	\$200	\$200		
Books & Journals	54100	\$185	\$300	\$500	\$200	66.67%
Minor Office Equipment	54200		\$100	\$100		
Depreciation & Amortization	54300					
Non-Capital Assets	54600					
Total Services & Supplies Expenditures		\$109,632	\$153,900	\$138,800	(\$15,100)	(9.81%)
Capital Expenditures						
Leasehold Improvements	60100					
Building & Grounds	60105					
Office Equipment	60110					
Computer & Network Equipment	60115					
Motorized Equipment	60120					
Lab & Monitoring Equipment	60125					
Communications Equipment	60130					
General Equipment	60135					
PM2.5 Equipment	60140					
Biowatch Equipment	60145					
Total Capital Expenditures						
Transfer Out	70005					
Total Expenditures		\$594,274	\$604,229	\$514,927	(\$89,302)	(14.78%)

(PAGE INTENTIONALLY LEFT BLANK)

INFORMATION SERVICES DIVISION

The Information Services Division focuses on Information Technology Operations and Support. Under this program, District staff provides design, implementation, security and maintenance of all computer server infrastructures including but not limited to email, telephone, network, file storage, disaster recovery, financials, timekeeping, building security, and remote connection. The support team in this program provides user support to District staff for all technologies and user support to outside members of the regulated community that utilize on-line District technologies.

INFORMATION SYSTEMS SOFTWARE DEVELOPMENT		725
Managing Division:		
Information Services		
Contact Person:		
Blair Adams		
Program Purpose:		
This program provides design and implementation of the District permitting business processes, including the transition from the legacy systems to the Production System.		
Description of Program:		
This program is responsible for software design, validation and implementation of the Production System for permitting activities such as processing permit applications, registrations and permit renewal. The Production System will replace existing systems (e.g., Databank, IRIS, current online registration systems). Implementation of the system includes providing a help desk and support tools to enhance the customer experience to use the online system.		
Justification of Change Request:		
ACTIVITIES		
Designs for permitting functionality and features		
User Acceptance Testing of functionality and features		
Legacy data review and cleanup		
Customer Help Desk		
Customer tools to enhance system usability		
Staff Training		
MAJOR OBJECTIVES		Delivery Date
Production System design and testing		Daily
Implementation of functionality to internal customers		Daily
Implementation of functionality to external customers		Daily

		FYE 2015 Audited Program Expenditures	FYE 2016 Amended Program Budget	FYE 2017 Proposed Program Budget	FTE/Dollar Change	Percent Change
Number of Positions (FTE)		4.35	11.56	9.00	(2.56)	(22.15%)
Personnel Expenditures						
Permanent Salaries	51105	\$40,211	\$1,169,124	\$684,889	(\$484,235)	(41.42%)
Overtime Salaries	51150					
Temporary Salaries	51200	\$2,621				
Payroll Taxes	51300	\$530	\$16,533	\$9,621	(\$6,912)	(41.81%)
Pension Benefits	51400	\$4,555	\$176,621	\$111,625	(\$64,996)	(36.80%)
FICA Replacement Benefits	51500	\$330	\$12,762	\$10,152	(\$2,610)	(20.45%)
Group Insurance Benefits	51600	\$4,743	\$199,454	\$115,394	(\$84,060)	(42.14%)
Employee Transportation Subsidy	51700	\$299	\$23,452	\$9,180	(\$14,272)	(60.86%)
Workers' Compensation	51800	\$125	\$7,284	\$5,671	(\$1,613)	(22.14%)
Other Post-Employment Benefits	51850	\$3,581	\$95,014	\$73,973	(\$21,041)	(22.15%)
Board Stipends	51900					
Total Personnel Expenditures		\$56,996	\$1,700,244	\$1,020,505	(\$679,739)	(39.98%)
Services & Supplies Expenditures						
Travel In-State	52200					
Travel Out-Of-State	52225					
Training & Education	52300		\$15,000	\$15,000		
Repair & Maintenance (Equipment)	52400					
Communications	52500	\$981				
Building Maintenance	52600					
Utilities	52700					
Postage	52800					
Printing & Reproduction	52900					
Equipment Rental	53100					
Rents & Leases	53200					
Professional Services & Contracts	53300		\$50,000	\$50,000		
General Insurance	53400					
Shop & Field Supplies	53500					
Laboratory Supplies	53600					
Gasoline & Variable Fuel	53700					
Computer Hardware & Software	53800		\$50,000	\$25,000	(\$25,000)	(50.00%)
Stationery & Office Supplies	53900					
Books & Journals	54100					
Minor Office Equipment	54200					
Depreciation & Amortization	54300					
Non-Capital Assets	54600					
Total Services & Supplies Expenditures		\$981	\$115,000	\$90,000	(\$25,000)	(21.74%)
Capital Expenditures						
Leasehold Improvements	60100					
Building & Grounds	60105					
Office Equipment	60110					
Computer & Network Equipment	60115					
Motorized Equipment	60120					
Lab & Monitoring Equipment	60125					
Communications Equipment	60130					
General Equipment	60135					
PM 2.5 Equipment	60140					
Biowatch Equipment	60145					
Total Capital Expenditures						
Transfer Out	70005	(\$4,189)				
Total Expenditures		\$53,788	\$1,815,244	\$1,110,505	(\$704,739)	(38.82%)

INFORMATION TECHNOLOGY ENGINEERING & OPERATIONS		726
Managing Division: Information Services		
Contact Person: John Chiladakis		
Program Purpose: Provide computer and telecommunications infrastructure. Provide service and support for staff.		
Description of Program: Operate, engineer, purchase, install, upgrade, maintain, and repair new software systems, computer networks, network servers, telephone systems, voicemail systems, firewalls, personal computers, workstations, file and database servers, and operating system and application software.		
ACTIVITIES		
Operation and system administration of HP-3000 business system.		
Administration of Cisco telephone and voice mail system.		
Administration of Pillar SAN storage system.		
Configuration and administration of network routers, switches, firewalls and internet access.		
Operation and system administration of HP-9000 database servers.		
Administration of INGRES Relational Database Management System.		
Operate and administer new Finance and HR systems environment.		
Maintenance and License for new Finance and HR systems (after 1st year).		
Administration of NetApp SAN storage system.		
Purchase, installation, upgrade, maintenance, and repair of desktop workstations and printers.		
Administration of MS Exchange, Internet e-mail and remote access systems.		
Administration of desktop operating system and applications software.		
Support and administer DNS servers.		
Administration of Windows Active Directory and servers.		
MAJOR OBJECTIVES		Delivery Date
Maintain computer operations availability for 10 hours/day, 5 days/week.		Daily
Provide communications availability for 10 hours/day, 5 days/week.		Daily
Maintain LAN operations availability for 10 hours/day, 5 days/week.		Daily
Maintain network routers and firewall.		Monthly
Provide system administration support for JD Edwards.		Monthly
Support, troubleshoot and maintain desktop workstations.		Weekly
Support and upgrade remote access capabilities.		Monthly
Maintain voice messaging system, including menus and changes for field staff.		Monthly

		FYE 2015 Audited Program Expenditures	FYE 2016 Amended Program Budget	FYE 2017 Proposed Program Budget	FTE/Dollar Change	Percent Change
Number of Positions (FTE)		8.20	13.36	11.00	(2.36)	(17.66%)
Personnel Expenditures						
Permanent Salaries	51105	\$887,111	\$1,138,637	\$1,194,016	\$55,379	4.86%
Overtime Salaries	51150	\$121				
Temporary Salaries	51200	\$9,207				
Payroll Taxes	51300	\$13,043	\$16,155	\$16,955	\$800	4.95%
Pension Benefits	51400	\$112,064	\$172,582	\$196,717	\$24,135	13.98%
FICA Replacement Benefits	51500	\$9,495	\$14,749	\$12,408	(\$2,341)	(15.87%)
Group Insurance Benefits	51600	\$134,354	\$178,539	\$180,096	\$1,557	0.87%
Employee Transportation Subsidy	51700	\$8,752	\$15,550	\$16,200	\$650	4.18%
Workers' Compensation	51800	\$2,766	\$8,419	\$6,932	(\$1,487)	(17.66%)
Other Post-Employment Benefits	51850	\$78,951	\$109,808	\$90,411	(\$19,397)	(17.66%)
Board Stipends	51900					
Total Personnel Expenditures		\$1,255,863	\$1,654,439	\$1,713,735	\$59,297	3.58%
Services & Supplies Expenditures						
Travel In-State	52200	\$296				
Travel Out-Of-State	52225					
Training & Education	52300	\$95	\$18,000	\$30,000	\$12,000	66.67%
Repair & Maintenance (Equipment)	52400	\$492,886	\$613,000	\$659,000	\$46,000	7.50%
Communications	52500	\$10,039	\$12,000	\$10,000	(\$2,000)	(16.67%)
Building Maintenance	52600					
Utilities	52700					
Postage	52800					
Printing & Reproduction	52900		\$5,000	\$5,000		
Equipment Rental	53100					
Rents & Leases	53200					
Professional Services & Contracts	53300	\$74,450	\$520,000	\$392,200	(\$127,800)	(24.58%)
General Insurance	53400					
Shop & Field Supplies	53500		\$7,500	\$7,500		
Laboratory Supplies	53600					
Gasoline & Variable Fuel	53700					
Computer Hardware & Software	53800	\$134,893	\$204,500	\$217,000	\$12,500	6.11%
Stationery & Office Supplies	53900		\$2,000	\$2,000		
Books & Journals	54100		\$500	\$500		
Minor Office Equipment	54200					
Depreciation & Amortization	54300					
Non-Capital Assets	54600					
Total Services & Supplies Expenditure:		\$712,660	\$1,382,500	\$1,323,200	(\$59,300)	(4.29%)
Capital Expenditures						
Leasehold Improvements	60100					
Building & Grounds	60105					
Office Equipment	60110					
Computer & Network Equipment	60115	\$5,291	\$500,000		(\$500,000)	(100.00%)
Motorized Equipment	60120					
Lab & Monitoring Equipment	60125					
Communications Equipment	60130	\$362,476	\$368,000	\$400,000	\$32,000	8.70%
General Equipment	60135					
PM 2.5 Equipment	60140					
Biowatch Equipment	60145					
Total Capital Expenditures		\$367,767	\$868,000	\$400,000	(\$468,000)	(53.92%)
Transfer Out	70005	(\$92,402)				
Total Expenditures		\$2,243,888	\$3,904,939	\$3,436,935	(\$468,003)	(11.98%)

(page intentionally left blank)

METEOROLOGY, MEASUREMENT & RULES DIVISION

The Meteorology, Measurement & Rules Division consists of eight individual sections that provide technical support, document management, air quality and meteorological data, chemical analysis and forecasting services to the Compliance & Enforcement, Engineering, Planning, Legal, and Communications and Community Engagement Divisions as well as conducting the Air District Rule Development Program.

The Air Monitoring Section provides the data to determine if the Air District is in attainment with state and federal standards, and provides a scientific basis for other Air District programmatic decisions. New and continuing activities include:

- Installation and operation of four near-road monitoring sites; two along the 80/880 corridor, one near the 680/580 junction in the Dublin area, and a third in the San Jose 280/101 corridor to provide maximum hourly NO₂ concentrations, incorporating EPA's multi-pollutant monitoring strategy.
- Work with refineries and community groups to determine appropriate locations for community monitoring systems developed as part of the overall Refinery Strategy and Regulation 12, Rule 15.

The Laboratory Services Section provides analytical services and expertise in support of Air District goals and programs. New and continuing activities include:

- Continuation of upgrades to laboratory analytical instruments to enhance the laboratory's ability to analyze for additional organic and toxic compounds.
- Providing gravimetric, ion, OC/EC and metals analysis on PM_{2.5} filter samples.

The Source Test Section tests emissions from stationary sources to determine compliance with Air District regulations. New and continuing activities include:

- Additional and enhanced compliance testing on sources of volatile organic compounds, accuracy tests on the continuous emission monitoring network and future PM_{2.5} testing at affected sources.
- Providing technical support for other Air District Divisions to facilitate decision making.

The Meteorology and Data Analysis Section provides Spare the Air, burn and other air quality forecasting in addition to analysis and validation of aerometric and meteorological data that supports Air District programs. New and continuing activities include:

- Daily air quality forecasting for the Spare the Air program and enhanced burn forecasting for the Air District's Open Burning Regulation.
- Continue to develop and maintain the quality system that ensures high quality data.

The Performance Evaluation Section performs independent performance evaluation of the Air District's air monitoring and meteorological networks, in addition to specific outside networks of value to Air District activities, to ensure high quality data and compliance with EPA requirements. New and continuing activities include:

- Performance evaluations of air monitoring instruments at Air District and refinery locations.
- Maintenance of the Air District's and other important meteorological networks.

The BioWatch Monitoring Section operates and maintains a monitoring network for the Department of Homeland Security.

The Infrastructure, Records and Document Management Section provides IT support for the Division. This Section will also provide records and documents management as a new task.

- Manage data and communications systems to decrease downtime and increase cost effectiveness.
- Develop the Air District's electronic Document Management System.

The Mobile Monitoring Section will provide mobile measurements and generate data in support of Air District activities including when incidents occur. These new activities will include:

- Purchase and development of mobile measurement capabilities.
- Support other Air District activities including mobile measurements during incidents.

The Rule Development Section will propose regulatory amendments and develop new regulations in support of Air District goals. These activities will include:

- Development of new and modified rules in support of the Refinery Emission Reduction Strategy and the 10-point Climate Action Work Program.
- Development of potential control measures for the 2016 Clean Air Plan including evaluation of further study measures.

RULE DEVELOPMENT		611
Managing Division: METEOROLOGY, MEASUREMENT & RULES		
Contact Person: Greg Nudd		
Program Purpose: The development of control measures and regulations to reduce air pollutant emissions in the Bay Area.		
Description of Program: The Rule Development Program is responsible for the development of regulations to implement Air District plans to attain Federal and State air quality standards, and to protect public health. The 2010 Clean Air Plan, the upcoming 2015 Clean Air Plan and other planning documents adopted by the Board of Directors address State requirements in the California Clean Air Act, State transport mitigation regulations and other state air quality requirements. The Clean Air Plans address multiple pollutants, incorporating risk reduction to impacted populations, and reduces emissions of greenhouse gases. In addition to development of rules derived from planning documents, staff assists with the preparation of air quality plans. Other measures are developed under the direction of the Board of Directors to further protect public health and safety and reduce emissions of greenhouse gases. In addition, staff reviews existing regulations and develops revisions to improve clarity, efficiency and effectiveness. For each control measure, staff assesses potential emission reductions, technological feasibility, socioeconomic impacts, cost-effectiveness, and environmental impacts under CEQA. Staff conducts public workshops and other public involvement processes, prepares staff reports, and makes presentations and recommendations to the Board of Directors at public hearings and committee meetings. Upon adoption, staff may submit rules to CARB and EPA for incorporation into the State Implementation Plan, when appropriate. Rule Development staff also manages and coordinates the rule development process for other divisions. In this fiscal year, the program will develop rules pursuant to the Refinery Emission Reduction Strategy and Climate Protection Work Program as directed by the Board of Directors.		
Justification of Change Request: Significantly increased rulemaking required in order to implement Refinery Emission Reduction Strategy and the Climate Work Program.		
Activities		
Implement the Refinery Emission Reduction Strategy rulemaking, including up to 8 rule development actions.		
Initiate revisions to Reg 8-37: <i>Natural Gas Production Facilities</i> (2010 CAP control measure SSM 4).		
Develop new rule to address GHG (methane) and toxic air contaminant emissions from inactive oil and gas wells.		
Revise Reg. 9-4: <i>Residential Central Furnaces</i> (2010 CAP control measure SSM 11).		
Develop new rule for <i>Back-Up Diesel Generators</i> to reduce diesel PM and black carbon.		
Evaluate Further Study measures.		
Analyze greenhouse gas emission reduction strategies applicable to District-regulated stationary sources.		
Initiate additional rule development to achieve GHG reductions in sources subject to District regulatory authority as identified in the 10-point work program for the Regional Climate Protection Strategy.		
Develop control measures for, and assist in development of, Clean Air Plan update.		
Manage rule development process led by staff in other sections and divisions.		
Ensure compliance with Federal and State statutes and regulations governing rule adoption.		
Respond to information requests regarding rule development.		
Major Objectives		Delivery Date
Complete rulemaking for the Refinery Emission Reduction Strategy: Develop New Reg. 6-5 Condensable PM and PM Precursors at Fluid Catalytic Cracking Units Revise Reg. 8-8: Wastewater Separators Revise Reg. 8-44: Marine Vessel Operations Revise Reg. 8-18: Equipment Leaks Revise Reg. 9-9: Stationary Gas Turbines Develop new rule for cooling towers Develop new rule to reduce SO2 from refinery operations		12/31/2015
Develop new Reg. 9-14: <i>Coke Calcining</i> .		6/30/2015
Revise Reg. 1: <i>General Provisions and Definitions</i> .		7/30/2015
Revise Reg. 6-1: <i>General Requirements</i> and develop Reg. 6-5: <i>Fugitive Dust</i> .		8/30/2015
Develop new rule for <i>Back-Up Diesel Generators</i> to reduce diesel PM and black carbon.		10/30/2015
Develop new rule to address methane and toxic air contaminant emissions from inactive oil and gas wells.		05/31/2016

	FYE 2015 Audited Program Expenditures	FYE 2016 Amended Program Budget	FYE 2017 Proposed Program Budget	FTE/Dollar Change	Percent Change	
Number of Positions (FTE)	6.39	6.47	10.73	4.26	65.84%	
Personnel Expenditures						
Permanent Salaries	51105	\$736,747	\$747,298	\$1,244,181	\$496,883	66.49%
Overtime Salaries	51150	\$9,846		\$10,000	\$10,000	
Temporary Salaries	51200					
Payroll Taxes	51300	\$10,844	\$10,675	\$17,914	\$7,239	67.81%
Pension Benefits	51400	\$93,399	\$114,040	\$206,155	\$92,116	80.78%
FICA Replacement Benefits	51500	\$7,916	\$7,143	\$12,103	\$4,961	69.45%
Group Insurance Benefits	51600	\$112,030	\$107,274	\$170,422	\$63,147	58.86%
Employee Transportation Subsidy	51700	\$7,205	\$12,745	\$18,450	\$5,705	44.76%
Workers' Compensation	51800	\$2,299	\$4,077	\$5,501	\$1,424	34.93%
Other Post-Employment Benefits	51850	\$65,614	\$53,178	\$71,753	\$18,575	34.93%
Board Stipends	51900					
Total Personnel Expenditures		\$1,045,899	\$1,056,431	\$1,756,479	\$700,049	66.27%
Services & Supplies Expenditures						
Travel In-State	52200		\$335	\$335		
Travel Out-Of-State	52225		\$1,850	\$1,850		
Training & Education	52300		\$6,000	\$3,000	(\$3,000)	(50.00%)
Repair & Maintenance (Equipment)	52400					
Communications	52500					
Building Maintenance	52600					
Utilities	52700					
Postage	52800					
Printing & Reproduction	52900	\$4,141	\$10,000	\$15,000	\$5,000	50.00%
Equipment Rental	53100					
Rents & Leases	53200					
Professional Services & Contracts	53300	\$45,562	\$308,000	\$233,000	(\$75,000)	(24.35%)
General Insurance	53400					
Shop & Field Supplies	53500					
Laboratory Supplies	53600					
Gasoline & Variable Fuel	53700					
Computer Hardware & Software	53800		\$500	\$1,000	\$500	100.00%
Stationery & Office Supplies	53900		\$200	\$200		
Books & Journals	54100	\$36	\$400	\$400		
Minor Office Equipment	54200					
Depreciation & Amortization	54300					
Non-Capital Assets	54600					
Total Services & Supplies Expenditure		\$49,739	\$327,285	\$254,785	(\$72,500)	(22.15%)
Capital Expenditures						
Leasehold Improvements	60100					
Building & Grounds	60105					
Office Equipment	60110					
Computer & Network Equipment	60115					
Motorized Equipment	60120					
Lab & Monitoring Equipment	60125					
Communications Equipment	60130					
General Equipment	60135					
PM 2.5 Equipment	60140					
Biowatch Equipment	60145					
Total Capital Expenditures						
Transfer Out	70005					
Total Expenditures		\$1,095,638	\$1,383,716	\$2,011,264	\$627,549	45.35%

AMBIENT AIR MONITORING	802
Managing Division: Meteorology, Measurement, and Rules	
Contact Person: Steven Randall	
Program Purpose: Provide the data required to determine and measure progress towards the Bay Area's attainment of National and State ambient air quality standards as well as determine and measure progress of other Air District programs.	
Description of Program: The primary function of the Air Monitoring Section is to operate and maintain a 32 site monitoring network that provides data required to determine attainment status of both National and State ambient air quality standards, new and modified regulations and National and State sampling strategies.. Additionally, a network of toxics gaseous and particulate monitors collect data to develop trends and help define risk, and for National and State programs. Air monitoring and meteorological data, as well as sampling projects such as the National Air Toxic Trends Sites (NATTS), Precursor Air Monitoring Stations (PAMS) and PM _{2.5} speciation sampling, are also used for Air Quality Index (AQI) forecasts, Clean Air Plan (CAP) modeling, Prevention of Significant Deterioration (PSD) modeling, and Environmental Impact Reports (EIRs).	
Justification of Change Request: The budgets for Utilities (52700) and Rents and Leases (53200) have been increased due to a combination of inflationary pressures and contractual agreements. The Capital Equipment budget (60125) has been increased to \$437,650 reflecting equipment purchases necessary to replace aging equipment, some of which is no longer supported by the manufacturer, and newer equipment with enhanced measurement capabilities over existing monitoring techniques.	
ACTIVITIES	
Operate and maintain the air monitoring network to provide a minimum of 90% valid data each quarter to determine the attainment status for National and State ambient air quality standards.	
Operate and maintain air monitoring stations to assess SO ₂ and H ₂ S emissions from large industrial sources.	
Operate and maintain non-criteria pollutant monitors to provide data on ozone precursors, data for ozone forecasting, and data for fine particulate forecasting.	
Operate a three-station PAMS network that meets EPA requirements.	
Operate additional equipment as defined by EPA's NATTS requirements at the San Jose Air Monitoring Station.	
Operate a 20-station gaseous toxics network to provide data for State and Air District programs.	
Operate up to four TSP Lead samplers at three regional airports.	
Perform toxics sampling at two sites for the California Air Resources Board (CARB).	
Operate 1 filter-based and 14 continuous fine particulate samplers as well as 4 speciation samplers to satisfy and augment the monitoring requirements for PM _{2.5} .	
Provide additional monitoring in support of other Air District programs as resources allow.	
Operate three Near Road monitoring stations as mandated by EPA; two in the San Francisco-Oakland-Fremont CBSA, and one in the San Jose-Sunnyvale-Santa Clara CBSA and develop an additional site along the Interstate 580 corridor.	
Operate one PM _{2.5} black carbon site in Forest Knolls, west Marin County, and other comparative sites to assess wood smoke trends.	
Perform quality control checks on criteria and non-criteria pollutant monitors required by EPA and CARB regulations and Air District procedures, review ambient pollutant data, precision data and repair equipment.	
Participate in interdivisional teams addressing issues that include, but are not limited to, regulation and Manual of Procedures improvement, website, special studies and customer service.	
Participate and aid in the development of the use of low cost sensors for local-scale measurement studies	
Respond to record requests for information on air quality and related issues from the public, industry, consultants, and other government agencies. In addition, respond to requests to provide presentations for Air District functions including Board and Committee meetings and community outreach and public information events.	
Provide assistance to Community Engagement activities, as required.	
MAJOR OBJECTIVES	
Collect and process data that has been subjected to rigorous Quality Control (QC) as part of National, State and Air District programs.	Delivery Date Quarterly
Continue upgrades of data collection and storage systems to improve efficiencies and increase data quality.	Ongoing
Continue to improve Quality Systems Documents and procedures.	Ongoing

		FYE 2015 Audited Program Expenditures	FYE 2016 Amended Program Budget	FYE 2017 Proposed Program Budget	FTE/Dollar Change	Percent Change
Number of Positions (FTE)		16.91	18.41	19.85	1.44	7.82%
Personnel Expenditures						
Permanent Salaries	51105	\$1,573,681	\$1,571,473	\$1,951,722	\$380,248	24.20%
Overtime Salaries	51150	\$1,905	\$8,180	\$8,500	\$320	3.91%
Temporary Salaries	51200	\$24,765				
Payroll Taxes	51300	\$23,223	\$22,296	\$27,645	\$5,348	23.99%
Pension Benefits	51400	\$199,435	\$236,918	\$319,306	\$82,388	34.77%
FICA Replacement Benefits	51500	\$17,054	\$20,325	\$22,391	\$2,066	10.17%
Group Insurance Benefits	51600	\$241,624	\$303,837	\$377,093	\$73,256	24.11%
Employee Transportation Subsidy	51700	\$15,167	\$11,010	\$11,640	\$630	5.72%
Workers' Compensation	51800	\$4,911	\$11,601	\$12,508	\$907	7.82%
Other Post-Employment Benefits	51850	\$140,150	\$151,315	\$163,151	\$11,836	7.82%
Board Stipends	51900					
Total Personnel Expenditures		\$2,241,915	\$2,336,955	\$2,893,955	\$557,000	23.83%
Services & Supplies Expenditures						
Travel In-State	52200	\$6,339	\$29,286	\$31,786	\$2,500	8.54%
Travel Out-Of-State	52225	\$11,301	\$2,551	\$12,500	\$9,949	390.00%
Training & Education	52300	\$645	\$2,163	\$17,000	\$14,837	685.95%
Repair & Maintenance (Equipment)	52400	\$21,940	\$70,540	\$70,540		
Communications	52500	\$69				
Building Maintenance	52600	\$18,503	\$35,218	\$41,064	\$5,846	16.60%
Utilities	52700	\$62,958	\$86,568	\$90,030	\$3,462	4.00%
Postage	52800					
Printing & Reproduction	52900					
Equipment Rental	53100					
Rents & Leases	53200	\$262,483	\$311,255	\$316,817	\$5,562	1.79%
Professional Services & Contracts	53300	\$306,603	\$244,900	\$144,137	(\$100,763)	(41.14%)
General Insurance	53400					
Shop & Field Supplies	53500	\$121,360	\$144,466	\$209,597	\$65,131	45.08%
Laboratory Supplies	53600	\$62,304	\$61,742	\$61,742		
Gasoline & Variable Fuel	53700					
Computer Hardware & Software	53800			\$10,000	\$10,000	
Stationery & Office Supplies	53900					
Books & Journals	54100			\$2,500	\$2,500	
Minor Office Equipment	54200					
Depreciation & Amortization	54300					
Non-Capital Assets	54600					
Total Services & Supplies Expenditure:		\$874,505	\$988,689	\$1,007,713	\$19,024	1.92%
Capital Expenditures						
Leasehold Improvements	60100					
Building & Grounds	60105					
Office Equipment	60110					
Computer & Network Equipment	60115					
Motorized Equipment	60120					
Lab & Monitoring Equipment	60125	\$497,700	\$102,000	\$437,650	\$335,650	329.07%
Communications Equipment	60130					
General Equipment	60135					
PM 2.5 Equipment	60140					
Biowatch Equipment	60145					
Total Capital Expenditures		\$497,700	\$102,000	\$437,650	\$335,650	329.07%
Transfer Out	70005					
Total Expenditures		\$3,614,119	\$3,427,644	\$4,339,318	\$911,674	26.60%

LABORATORY		803
Managing Division: Meteorology, Measurement, and Rules		
Contact Person: Mairi Beacon		
Program Purpose: Provide laboratory, analytical, and technical services and support to other Air District Divisions and Sections.		
Description of Program: The primary function of the Laboratory Program is to provide laboratory analyses, analytical services and technical support to other Divisions, Sections and special programs in completing their objectives. The Laboratory Program evaluates and develops analytical methods as required by new, analytical capabilities or amendments and additions to Air District regulations. The analytical services of the program also provide technical information for enforcement action, permit evaluation and regulatory standard development. Close liaison is maintained with other air pollution agencies and technical groups.		
Justification of Change Request: The budgets for Repair and Maintenance (52400) and Lab Supplies (53300) were increased due to inflationary pressure and contractual obligations. Conferences and Seminars (52300) was increased to meet the evolving responsibilities of the laboratory and to enable staff to keep up with current technology.		
ACTIVITIES		
Perform up to 200 compliance analyses for the Compliance & Enforcement Division.		
Provide up to 50 complete sample analyses for the Source Test Section.		
Provide 750 ambient air toxic sample analyses for the Air Monitoring, National Ambient Toxic Trends Sites (NATTS) and as needed for other Air District programs.		
Analyze 600 PM ₁₀ filters for the Air Monitoring Program, including anion and cation speciation.		
Perform Elemental Carbon/Organic Carbon (EC/OC) analyses on up to 1000 PM ₁₀ filters in support of various Air District programs.		
Develop, modify and recommend analytical methods to support enforcement action and to provide support for rule development.		
Analyze up to 700 PM _{2.5} filters for the Air Monitoring Section.		
Perform XRF analysis for metals on up to 250 samples collected by Air Monitoring Section in support of various programs.		
Perform High Pressure Liquid Chromatography (HPLC) analyses for carbonyls in up to 200 samples collected by the Air Monitoring Section in support of NATTS and other Air District programs.		
Participate in a minimum of 6 inter-laboratory audit test programs for toxic compounds conducted by CARB and EPA.		
Perform gravimetric, ion, OC/EC and metals analysis on up to 750 PM _{2.5} speciation filter samples collected by Air Monitoring Section in support of the SASS (Speciation Air Sampling Study) program.		
MAJOR OBJECTIVES		Delivery Date
Provide the Compliance & Enforcement Division with analytical data from 200 samples to support enforcement action.		Ongoing
Provide the Source Test Section with analytical data from 50 samples to support the Air District's Source Testing Program.		Ongoing
Provide the Air Monitoring Section with analytical data for toxic organic compounds in 750 ambient air samples.		Ongoing
Provide the Air Monitoring Section with analytical data from 600 PM ₁₀ filters, including OC/EC and anion/cation speciation.		Ongoing
Develop, modify and recommend analytical methods to support enforcement action and to provide support for Rule Development.		Ongoing
Provide the Air Monitoring Section with analytical data from 700 PM _{2.5} filters.		Ongoing
Provide the Air Monitoring Section with analytical data for metals in 250 samples in support of various programs.		Ongoing
Provide the Air Monitoring Section with analytical data for carbonyl compounds in 200 samples in support of the NATTS and other Air District programs.		Ongoing
Participate in and complete a minimum of 6 inter-laboratory audits for toxic compounds conducted by CARB and EPA.		Ongoing
Provide the Air Monitoring Section with analytical data from 750 PM _{2.5} SASS filters.		Ongoing

	FYE 2015 Audited Program Expenditures	FYE 2016 Amended Program Budget	FYE 2017 Proposed Program Budget	FTE/Dollar Change	Percent Change	
Number of Positions (FTE)	6.09	6.86	7.36	0.50	7.29%	
Personnel Expenditures						
Permanent Salaries	51105	\$644,214	\$745,227	\$655,977	(\$89,250)	(11.98%)
Overtime Salaries	51150		\$1,700	\$1,700		
Temporary Salaries	51200					
Payroll Taxes	51300	\$9,488	\$10,570	\$9,267	(\$1,303)	(12.33%)
Pension Benefits	51400	\$81,519	\$112,658	\$107,230	(\$5,428)	(4.82%)
FICA Replacement Benefits	51500	\$6,933	\$7,573	\$8,302	\$729	9.62%
Group Insurance Benefits	51600	\$98,194	\$131,145	\$124,416	(\$6,728)	(5.13%)
Employee Transportation Subsidy	51700	\$6,673	\$13,423	\$11,976	(\$1,447)	(10.78%)
Workers' Compensation	51800	\$2,010	\$4,323	\$4,638	\$315	7.29%
Other Post-Employment Benefits	51850	\$57,373	\$56,384	\$60,493	\$4,109	7.29%
Board Stipends	51900					
Total Personnel Expenditures		\$906,405	\$1,083,003	\$983,999	(\$99,004)	(9.14%)
Services & Supplies Expenditures						
Travel In-State	52200					
Travel Out-Of-State	52225	\$1,296				
Training & Education	52300	\$1,357		\$3,000	\$3,000	
Repair & Maintenance (Equipment)	52400	\$49,393	\$53,932	\$57,200	\$3,268	6.06%
Communications	52500					
Building Maintenance	52600	\$450				
Utilities	52700					
Postage	52800					
Printing & Reproduction	52900					
Equipment Rental	53100					
Rents & Leases	53200					
Professional Services & Contracts	53300	\$3,729	\$18,420	\$18,420		
General Insurance	53400					
Shop & Field Supplies	53500	\$3,346	\$3,240	\$3,240		
Laboratory Supplies	53600	\$77,795	\$71,145	\$74,700	\$3,555	5.00%
Gasoline & Variable Fuel	53700					
Computer Hardware & Software	53800					
Stationery & Office Supplies	53900					
Books & Journals	54100					
Minor Office Equipment	54200					
Depreciation & Amortization	54300					
Non-Capital Assets	54600					
Total Services & Supplies Expenditure:		\$137,367	\$146,737	\$156,560	\$9,823	6.69%
Capital Expenditures						
Leasehold Improvements	60100					
Building & Grounds	60105					
Office Equipment	60110					
Computer & Network Equipment	60115					
Motorized Equipment	60120					
Lab & Monitoring Equipment	60125	\$64,964				
Communications Equipment	60130					
General Equipment	60135					
PM 2.5 Equipment	60140					
Biowatch Equipment	60145					
Total Capital Expenditures		\$64,964				
Transfer Out	70005					
Total Expenditures		\$1,108,736	\$1,229,740	\$1,140,559	(\$89,181)	(7.25%)

SOURCE TEST		804
Managing Division: Meteorology, Measurements, and Rules		
Contact Person: Robert Bartley		
Program Purpose: Provide source testing and technical expertise to Air District Divisions.		
Description of Program: The primary functions of the Source Test Section are to: conduct analytical source tests; conduct performance audits on Continuous Emissions Monitors (CEMs); review third party source tests; as well as, research and develop new analytical source test procedures. These data are used to produce engineering studies to determine compliance status for specific source categories, determine whether to issue Permits to Operate, update the emissions inventory, determine actual abatement control effectiveness, provide data & technical assistance for Air District studies, and develop applicable standards for new or revised regulations.		
Justification of Change Request: The budget for Rents & Leases (53200) was increased due to a combination of inflationary pressures and contractual agreements. The budgets for Building Maintenance (52600) and Utilities (52700) increased due to inflationary pressure and contractual obligations.		
ACTIVITIES		
Conduct at least 90 instrumental gaseous source tests.		
Conduct up to 45 particulate or gaseous toxics source tests.		
Conduct at least 150 Field Accuracy Tests (FATs) on CEM systems.		
Conduct up to 24 source tests at gasoline bulk terminals and bulk plants.		
Conduct at least 400 source tests on gasoline cargo tanks.		
Conduct up to 30 Enhanced Vapor Recovery source tests at Gasoline Distribution Facilities (GDF)		
Evaluate up to 450 indicated excesses and other CEM-related call-ins.		
Maintain an electronic list of all source tests conducted at Title V facilities.		
Provide source testing support for up to 3 rule development efforts.		
MAJOR OBJECTIVES		Delivery Date
Prepare reports on emissions from various source categories.		Ongoing
Prepare reports on particulate/gaseous toxic emissions from specific sources.		Ongoing
Prepare quarterly and annual summary of CEM data from specific sources.		Ongoing
Prepare reports on VOC emissions from gasoline bulk terminals and plants.		Ongoing
Prepare reports on VOC emissions from gasoline cargo tanks.		Ongoing
Provide monthly reports on indicated excesses from CEM systems.		Ongoing
Prepare reports on compliance rates and emissions, based on outside contractor tests.		Ongoing

		FYE 2015 Audited Program Expenditures	FYE 2016 Amended Program Budget	FYE 2017 Proposed Program Budget	FTE/Dollar Change	Percent Change
Number of Positions (FTE)		12.53	13.80	13.91	0.11	0.80%
Personnel Expenditures						
Permanent Salaries	51105	\$1,307,014	\$1,380,118	\$1,519,597	\$139,479	10.11%
Overtime Salaries	51150	\$1,292	\$5,900	\$6,490	\$590	10.00%
Temporary Salaries	51200					
Payroll Taxes	51300	\$19,192	\$19,701	\$21,681	\$1,981	10.05%
Pension Benefits	51400	\$164,886	\$209,544	\$250,457	\$40,913	19.52%
FICA Replacement Benefits	51500	\$14,052	\$15,235	\$15,690	\$455	2.99%
Group Insurance Benefits	51600	\$198,725	\$223,349	\$248,979	\$25,630	11.48%
Employee Transportation Subsidy	51700	\$12,488	\$13,494	\$13,326	(\$168)	(1.24%)
Workers' Compensation	51800	\$4,067	\$8,696	\$8,135	(\$561)	(6.45%)
Other Post-Employment Benefits	51850	\$116,067	\$113,425	\$106,110	(\$7,315)	(6.45%)
Board Stipends	51900					
Total Personnel Expenditures		\$1,837,783	\$1,989,462	\$2,190,465	\$201,004	10.10%
Services & Supplies Expenditures						
Travel In-State	52200	\$4,200	\$4,200	\$5,850	\$1,650	39.29%
Travel Out-Of-State	52225	\$3,611		\$3,350	\$3,350	
Training & Education	52300	\$378	\$650	\$693	\$43	6.62%
Repair & Maintenance (Equipment)	52400	\$6,305	\$5,933	\$7,430	\$1,497	25.23%
Communications	52500					
Building Maintenance	52600	\$7,350	\$9,317	\$8,255	(\$1,062)	(11.40%)
Utilities	52700	\$12,854	\$13,812	\$15,193	\$1,381	10.00%
Postage	52800					
Printing & Reproduction	52900					
Equipment Rental	53100					
Rents & Leases	53200	\$206,636	\$255,255	\$263,000	\$7,745	3.03%
Professional Services & Contracts	53300	\$58,038	\$37,960	\$38,940	\$980	2.58%
General Insurance	53400					
Shop & Field Supplies	53500	\$22,335	\$51,850	\$53,630	\$1,780	3.43%
Laboratory Supplies	53600		\$10,740	\$10,740		
Gasoline & Variable Fuel	53700					
Computer Hardware & Software	53800					
Stationery & Office Supplies	53900					
Books & Journals	54100	\$36	\$307	\$307		
Minor Office Equipment	54200					
Depreciation & Amortization	54300					
Non-Capital Assets	54600					
Total Services & Supplies Expenditure:		\$321,744	\$390,024	\$407,388	\$17,364	4.45%
Capital Expenditures						
Leasehold Improvements	60100	\$54,062				
Building & Grounds	60105					
Office Equipment	60110					
Computer & Network Equipment	60115					
Motorized Equipment	60120		\$40,790	\$44,900	\$4,110	10.08%
Lab & Monitoring Equipment	60125	\$134,568	\$111,430	\$100,600	(\$10,830)	(9.72%)
Communications Equipment	60130					
General Equipment	60135					
PM 2.5 Equipment	60140					
Biowatch Equipment	60145					
Total Capital Expenditures		\$188,630	\$152,220	\$145,500	(\$6,720)	(4.41%)
Transfer Out	70005					
Total Expenditures		\$2,348,156	\$2,531,706	\$2,743,353	\$211,648	8.36%

METEOROLOGY		805
Managing Division: Meteorology, Measurement, and Rules		
Contact Person: Mairi Beacon		
Program Purpose: Provide air quality and open burning forecasts and collect, validate, analyze, and disseminate aerometric and meteorological data.		
Description of Program: The primary function of the Meteorological Section is to provide air quality forecasts, including open burn, and mandated Air Quality Index (AQI) forecasts, special forecasts for programs such as mandatory curtailment of wood burning, and episode/alert forecasts. Data analysis objectives include the validation, compilation and interpretation of meteorological and air quality data and internal and external distribution of data to various data systems. Other objectives include evaluation for legal actions, determination of long-term air quality trends and establishment of databases.		
Justification of Change Request: The budget for the Rents and Leases (53200) was increased due to inflationary pressure and contractual agreements.		
ACTIVITIES		
Provide reliable and timely Air Quality forecasts to the Air District and the public on weekdays, weekends and holidays, including determinations for voluntary and mandatory curtailment programs.		
Review prescribed and marsh burn plans. Issue the daily open burn decision to Regional, State, and National Fire Agencies and the public. Allocate and distribute burn acreage for prescribed, marsh, and Sonoma County stubble burning.		
Quality assures EPA mandated air quality data and provide to EPA within 90 days of the end of a quarter.		
Prepare and provide the Annual Air Monitoring Network Report to EPA, CARB and the public.		
Provide input on the operation of the Air District's Meteorological Network and evaluate the suitability of non- Air District meteorological data for use in numerical models. Non-Air District meteorological data sources include sewage plants, research facilities, cement plants, petroleum refineries, and utility companies.		
Provide certified air quality data to Air District staff.		
Monitor and review air quality and meteorological data from each of the five oil refinery Ground Level Monitoring (GLM) Networks and provide evaluation of Episode Reports to the Compliance and Enforcement Division regarding compliance with Air District Regulations 1 and 9.		
Participate in group efforts to develop regulations, Manual of Procedures, web page, joint transport assessment studies and other programs as assigned.		
Develop forecasting techniques for winter particulate and summer ozone seasons, including statistical regression equations and develop and maintain the databases these methods are based upon.		
Respond to record requests for information on air quality and meteorological data from industry, the public, consultants, and government agencies. Respond to requests to provide presentations for Air District functions including Board and Committee meetings, and community outreach and public information meetings.		
MAJOR OBJECTIVES		Delivery Date
Submit quality assured air quality data to EPA's AQS Database.		Quarterly
Provide air quality, meteorological, and GLM data in electronic format to requestors.		Monthly
Prepare and submit Annual Air Monitoring Network Report to EPA, CARB and the public.		6/30/2017
Continue improvements to databases for air quality and meteorological data.		Ongoing
Provide daily air quality forecasts and burn acreage allocations to meet Air District needs.		Ongoing

	FYE 2015 Audited Program Expenditures	FYE 2016 Amended Program Budget	FYE 2017 Proposed Program Budget	FTE/Dollar Change	Percent Change
Number of Positions (FTE)	4.57	5.10	3.25	(1.85)	(36.27%)
Personnel Expenditures					
Permanent Salaries	51105	\$536,583	\$584,220	\$354,798	(\$229,422) (39.27%)
Overtime Salaries	51150	\$1,456	\$15,000	\$17,500	\$2,500 16.67%
Temporary Salaries	51200				
Payroll Taxes	51300	\$7,920	\$8,521	\$5,282	(\$3,238) (38.00%)
Pension Benefits	51400	\$68,606	\$88,700	\$58,343	(\$30,357) (34.22%)
FICA Replacement Benefits	51500	\$5,831	\$5,630	\$3,666	(\$1,964) (34.89%)
Group Insurance Benefits	51600	\$82,570	\$95,953	\$60,311	(\$35,642) (37.15%)
Employee Transportation Subsidy	51700	\$6,485	\$8,895	\$5,568	(\$3,327) (37.40%)
Workers' Compensation	51800	\$1,674	\$3,214	\$2,048	(\$1,166) (36.28%)
Other Post-Employment Benefits	51850	\$47,787	\$41,918	\$26,712	(\$15,206) (36.28%)
Board Stipends	51900				
Total Personnel Expenditures		\$758,912	\$852,051	\$534,228	(\$317,823) (37.30%)
Services & Supplies Expenditures					
Travel In-State	52200	\$3,725	\$250	\$250	
Travel Out-Of-State	52225		\$3,900	\$6,000	\$2,100 53.85%
Training & Education	52300				
Repair & Maintenance (Equipment)	52400	\$937	\$16,500	\$16,500	
Communications	52500				
Building Maintenance	52600				
Utilities	52700				
Postage	52800				
Printing & Reproduction	52900				
Equipment Rental	53100				
Rents & Leases	53200	\$3,285	\$4,240	\$4,500	\$260 6.13%
Professional Services & Contracts	53300	\$48,638	\$33,000	\$26,000	(\$7,000) (21.21%)
General Insurance	53400				
Shop & Field Supplies	53500	\$4,367	\$10,256	\$10,256	
Laboratory Supplies	53600				
Gasoline & Variable Fuel	53700				
Computer Hardware & Software	53800		\$2,450	\$7,250	\$4,800 195.92%
Stationery & Office Supplies	53900				
Books & Journals	54100				
Minor Office Equipment	54200				
Depreciation & Amortization	54300				
Non-Capital Assets	54600				
Total Services & Supplies Expenditure:		\$60,953	\$70,596	\$70,756	\$160 0.23%
Capital Expenditures					
Leasehold Improvements	60100				
Building & Grounds	60105				
Office Equipment	60110				
Computer & Network Equipment	60115				
Motorized Equipment	60120				
Lab & Monitoring Equipment	60125	\$36,366			
Communications Equipment	60130				
General Equipment	60135				
PM 2.5 Equipment	60140				
Biowatch Equipment	60145				
Total Capital Expenditures		\$36,366			
Transfer Out	70005				
Total Expenditures		\$856,231	\$922,647	\$604,984	(\$317,663) (34.43%)

AIR MONITORING INSTRUMENT PERFORMANCE EVALUATION		807
Managing Division: Meteorology, Measurement, and Rules		
Contact Person: Robert Bartley		
Program Purpose: Provide independent performance evaluation services for the Air Monitoring Section and evaluate equipment and siting for air quality monitoring performed by industry and/or their consultants within the Air District's boundaries.		
Description of Program: The primary function of the Performance Evaluation (PE) Section is to ensure the accuracy of data collected throughout the Air District's air monitoring network. The PE Section is also responsible for audits and data evaluation of the H ₂ S and SO ₂ ground level monitors (GLMs) and operation of H ₂ S and SO ₂ mobile sampling units for odor complaint investigations and episodic sampling.		
Justification of Change Request: The budgets to Professional Services (53300) and Shop and Field Supplies (53500) were increased due to a combination of inflationary pressures and contractual agreements.		
ACTIVITIES		
Conduct performance evaluation audits on ambient air monitoring equipment as required by EPA and California Air Resources Board (CARB) regulations, and create accuracy records for reporting to EPA.		
Conduct performance evaluation audits on industry SO ₂ and H ₂ S GLMs and prepare summary reports of the audits.		
Conduct performance evaluation audits on non-criteria pollutant monitors and prepare summary reports of the audits.		
Participate in inter-agency performance evaluation program conducted by EPA and CARB at Air District sites.		
Perform source-oriented sampling and mobile monitoring during complaint, odor, and episode conditions to provide data required for enforcement action. Between incidents, maintain the instruments and vehicles as needed.		
Participate in interdivisional teams working on improving Air District regulations and the Manual of Procedures, special studies and customer service.		
Audit the Air District meteorological network.		
MAJOR OBJECTIVES		Delivery Date
Maintain the directory of information on network drives for Air District access to all Quality Assurance (QA) data and activities.		Ongoing
Audit the Air District meteorological network.		Ongoing
Maintain criteria pollutant calibration standards and calibrators to meet EPA requirements.		Ongoing
Revise Standard Operating Procedures (SOPs) to reflect changes in procedures.		Ongoing

		FYE 2015 Audited Program Expenditures	FYE 2016 Amended Program Budget	FYE 2017 Proposed Program Budget	FTE/Dollar Change	Percent Change
Number of Positions (FTE)		2.63	3.83	3.56	(0.27)	(7.05%)
Personnel Expenditures						
Permanent Salaries	51105	\$264,100	\$384,506	\$370,078	(\$14,427)	(3.75%)
Overtime Salaries	51150	\$2,518	\$2,110	\$2,320	\$210	9.95%
Temporary Salaries	51200					
Payroll Taxes	51300	\$3,899	\$5,492	\$5,302	(\$190)	(3.47%)
Pension Benefits	51400	\$33,535	\$58,344	\$61,120	\$2,776	4.76%
FICA Replacement Benefits	51500	\$2,864	\$4,228	\$4,016	(\$213)	(5.03%)
Group Insurance Benefits	51600	\$40,430	\$66,471	\$58,721	(\$7,750)	(11.66%)
Employee Transportation Subsidy	51700	\$2,539	\$2,950	\$2,928	(\$22)	(0.73%)
Workers' Compensation	51800	\$824	\$2,413	\$2,243	(\$170)	(7.05%)
Other Post-Employment Benefits	51850	\$23,520	\$31,478	\$29,260	(\$2,218)	(7.05%)
Board Stipends	51900					
Total Personnel Expenditures		\$374,231	\$557,991	\$535,988	(\$22,003)	(3.94%)
Services & Supplies Expenditures						
Travel In-State	52200	\$332	\$409	\$445	\$36	8.80%
Travel Out-Of-State	52225	\$2,088	\$1,291	\$2,075	\$784	60.73%
Training & Education	52300		\$100	\$100		
Repair & Maintenance (Equipment)	52400	\$2,852	\$6,240	\$6,240		
Communications	52500					
Building Maintenance	52600	\$13,740	\$10,600	\$10,600		
Utilities	52700	\$2,998				
Postage	52800					
Printing & Reproduction	52900					
Equipment Rental	53100					
Rents & Leases	53200	\$38,770				
Professional Services & Contracts	53300	\$1,501	\$2,300	\$2,375	\$75	3.26%
General Insurance	53400					
Shop & Field Supplies	53500	\$14,886	\$15,000	\$15,500	\$500	3.33%
Laboratory Supplies	53600					
Gasoline & Variable Fuel	53700					
Computer Hardware & Software	53800					
Stationery & Office Supplies	53900					
Books & Journals	54100		\$160	\$160		
Minor Office Equipment	54200					
Depreciation & Amortization	54300					
Non-Capital Assets	54600	\$18,030				
Total Services & Supplies Expenditures		\$95,196	\$36,100	\$37,495	\$1,395	3.86%
Capital Expenditures						
Leasehold Improvements	60100					
Building & Grounds	60105					
Office Equipment	60110					
Computer & Network Equipment	60115					
Motorized Equipment	60120			\$45,000	\$45,000	
Lab & Monitoring Equipment	60125	\$51,976	\$64,312	\$34,650	(\$29,662)	(46.12%)
Communications Equipment	60130					
General Equipment	60135					
PM 2.5 Equipment	60140					
Biowatch Equipment	60145					
Total Capital Expenditures		\$51,976	\$64,312	\$79,650	\$15,338	23.85%
Transfer Out	70005					
Total Expenditures		\$521,403	\$658,403	\$653,133	(\$5,270)	(0.80%)

BIOWATCH MONITORING		809
Managing Division: Meteorology, Measurement, and Rules		
Contact Person: Eric Stevenson		
Program Purpose: Operate and maintain the Bay Area BioWatch network for the Federal Department of Homeland Security (DHS) in cooperation with the EPA.		
Description of Program: The BioWatch Monitoring Program consists of a network of sample collection units located throughout the Bay Area. Filter media are collected and replaced on a daily basis. Exposed filter housing are delivered to an outside laboratory for analysis. The network operates 24-hours a day, 365 days a year. This program is fully funded by a Department of Homeland Security grant and any budgetary changes were made to more accurately reflect the grant request.		
Justification of Change Request: All funding changes are covered by the DHS grant award.		
ACTIVITIES		
Operate and maintain BioWatch collection sites to provide exposed filter media for laboratory analysis.		
Provide training and contract oversight for the BioWatch program.		
Implement Consequence Management Plan for the BioWatch program.		
MAJOR OBJECTIVES		Delivery Date
Provide oversight of facilities and equipment.		Ongoing
Assure program requirements for computer entry, sampling, and filter delivery are met.		Ongoing
Assure impacted Air Monitoring and contractor staff are notified in the event of positive results.		Ongoing

		FYE 2015 Audited Program Expenditures	FYE 2016 Amended Program Budget	FYE 2017 Proposed Program Budget	FTE/Dollar Change	Percent Change
Number of Positions (FTE)		0.12	0.11	0.10	(0.01)	(9.09%)
Personnel Expenditures						
Permanent Salaries	51105	\$14,030	\$13,386	\$11,852	(\$1,534)	(11.46%)
Overtime Salaries	51150					
Temporary Salaries	51200					
Payroll Taxes	51300	\$206	\$191	\$168	(\$22)	(11.76%)
Pension Benefits	51400	\$1,768	\$2,039	\$1,954	(\$85)	(4.17%)
FICA Replacement Benefits	51500	\$151	\$121	\$113	(\$9)	(7.11%)
Group Insurance Benefits	51600	\$2,136	\$1,901	\$1,836	(\$65)	(3.40%)
Employee Transportation Subsidy	51700	\$134	\$442	\$372	(\$70)	(15.76%)
Workers' Compensation	51800	\$44	\$69	\$63	(\$6)	(8.70%)
Other Post-Employment Benefits	51850	\$1,249	\$904	\$822	(\$82)	(9.07%)
Board Stipends	51900					
Total Personnel Expenditures		\$19,717	\$19,053	\$17,180	(\$1,873)	(9.83%)
Services & Supplies Expenditures						
Travel In-State	52200					
Travel Out-Of-State	52225		\$2,400	\$5,350	\$2,950	122.92%
Training & Education	52300					
Repair & Maintenance (Equipment)	52400					
Communications	52500					
Building Maintenance	52600					
Utilities	52700		\$27,466	\$28,290	\$824	3.00%
Postage	52800					
Printing & Reproduction	52900					
Equipment Rental	53100					
Rents & Leases	53200	\$45,786	\$35,155	\$46,684	\$11,529	32.79%
Professional Services & Contracts	53300	\$1,086,537	\$1,374,567	\$1,257,257	(\$117,310)	(8.53%)
General Insurance	53400					
Shop & Field Supplies	53500		\$9,132	\$9,406	\$274	3.00%
Laboratory Supplies	53600					
Gasoline & Variable Fuel	53700					
Computer Hardware & Software	53800		\$3,563	\$3,670	\$107	3.00%
Stationery & Office Supplies	53900					
Books & Journals	54100					
Minor Office Equipment	54200					
Depreciation & Amortization	54300					
Non-Capital Assets	54600					
Total Services & Supplies Expenditures		\$1,132,323	\$1,452,283	\$1,350,657	(\$101,626)	(7.00%)
Capital Expenditures						
Leasehold Improvements	60100					
Building & Grounds	60105					
Office Equipment	60110					
Computer & Network Equipment	60115					
Motorized Equipment	60120					
Lab & Monitoring Equipment	60125					
Communications Equipment	60130					
General Equipment	60135					
PM 2.5 Equipment	60140					
Biowatch Equipment	60145					
Total Capital Expenditures						
Transfer Out	70005					
Total Expenditures		\$1,152,040	\$1,471,336	\$1,367,837	(\$103,499)	(7.03%)

INFRASTRUCTURE AND RECORDS MANAGEMENT		810
Managing Division: Meteorology, Measurements, and Rules		
Contact Person: Michael Bachmann		
Program Purpose: Provide air monitoring and meteorological station infrastructure and communication support for Meteorology, Measurements, and Rules Division. Manage and operate the Air District's Records and Document Management Services, for digital records retrieval and record lifecycle operations.		
Description of Program: The Infrastructure and Records Management Section provides network support for Source Test, Air Monitoring, Meteorology, Laboratory and Performance Evaluation Sections. This includes software development, hardware purchases and support, and telecommunications for remote air monitoring and meteorology stations. This Section also supports and maintains the public facing real-time air quality data portal. This Section will manage and oversee the Air District's record storage – in digital formats – as a new task. This includes access to digital records, and the supervision and the disposal of digital records that have reached the end of their retention lifecycle.		
Justification of Change Request: The budget for Rents and Leases (53200) was increased to reflect the addition of the Records Center in Richmond. The budget for Computer Hardware (53800) was increased to support changes in technology. Other slight increases are due to inflation and service cost increases.		
ACTIVITIES		
Maintain computer hardware and infrastructure for remote Meteorology, Measurements, & Rules Division locations.		
Manage contracts for telecommunication, software development and other Meteorology, Measurements, & Rules Division IT related tasks.		
Manage software development projects dealing with Meteorology, Measurements, & Rules Division data retrieval and ensure they are compatible with other integrated software packages.		
Manage records, documents in digital format for Air District programs.		
MAJOR OBJECTIVES		Delivery Date
Manage software and telecommunication contracts for Meteorology, Measurements, and Rules Division.		Ongoing
Develop software for Meteorology, Measurements, and Rules Division data retrieval and storage.		Ongoing
Procure computer related hardware for unique Meteorology, Measurements, and Rules Division tasks.		Ongoing
Maintain IT infrastructure between the Air District office and remote air monitoring, meteorology and other Meteorology, Measurements, & Rules Division sites.		Ongoing
Support the Air District's real-time air quality and meteorology web page (Gate 2).		Ongoing
Support Air District staff in the retrieval of digital records.		Ongoing
Contract with vendor to scan existing documents.		Ongoing

		FYE 2015 Audited Program Expenditures	FYE 2016 Amended Program Budget	FYE 2017 Proposed Program Budget	FTE/Dollar Change	Percent Change
Number of Positions (FTE)		2.95	3.04	2.04	(1.00)	(32.89%)
Personnel Expenditures						
Permanent Salaries	51105	\$359,061	\$393,522	\$273,506	(\$120,015)	(30.50%)
Overtime Salaries	51150					
Temporary Salaries	51200	\$4,401				
Payroll Taxes	51300	\$5,249	\$5,601	\$3,874	(\$1,728)	(30.84%)
Pension Benefits	51400	\$45,147	\$59,837	\$44,943	(\$14,894)	(24.89%)
FICA Replacement Benefits	51500	\$3,816	\$3,356	\$2,301	(\$1,055)	(31.44%)
Group Insurance Benefits	51600	\$53,887	\$53,575	\$40,792	(\$12,783)	(23.86%)
Employee Transportation Subsidy	51700	\$3,661	\$5,844	\$3,864	(\$1,980)	(33.88%)
Workers' Compensation	51800	\$1,120	\$1,916	\$1,285	(\$631)	(32.93%)
Other Post-Employment Benefits	51850	\$31,977	\$24,988	\$16,767	(\$8,221)	(32.90%)
Board Stipends	51900					
Total Personnel Expenditures		\$508,320	\$548,640	\$387,332	(\$161,307)	(29.40%)
Services & Supplies Expenditures						
Travel In-State	52200					
Travel Out-Of-State	52225					
Training & Education	52300	\$212				
Repair & Maintenance (Equipment)	52400					
Communications	52500	\$87,775	\$110,499	\$112,891	\$2,392	2.16%
Building Maintenance	52600		\$3,361	\$4,788	\$1,427	42.46%
Utilities	52700					
Postage	52800					
Printing & Reproduction	52900					
Equipment Rental	53100					
Rents & Leases	53200	\$57,188	\$59,820	\$76,350	\$16,530	27.63%
Professional Services & Contracts	53300	\$74,898	\$140,114	\$142,415	\$2,301	1.64%
General Insurance	53400					
Shop & Field Supplies	53500	\$3,959	\$51,440	\$52,726	\$1,286	2.50%
Laboratory Supplies	53600					
Gasoline & Variable Fuel	53700					
Computer Hardware & Software	53800	\$5,040	\$23,506	\$33,640	\$10,134	43.11%
Stationery & Office Supplies	53900		\$500	\$500		
Books & Journals	54100					
Minor Office Equipment	54200					
Depreciation & Amortization	54300					
Non-Capital Assets	54600					
Total Services & Supplies Expenditures		\$229,072	\$389,240	\$423,310	\$34,070	8.75%
Capital Expenditures						
Leasehold Improvements	60100					
Building & Grounds	60105					
Office Equipment	60110					
Computer & Network Equipment	60115					
Motorized Equipment	60120					
Lab & Monitoring Equipment	60125					
Communications Equipment	60130					
General Equipment	60135					
PM 2.5 Equipment	60140					
Biowatch Equipment	60145					
Total Capital Expenditures						
Transfer Out	70005					
Total Expenditures		\$737,392	\$937,880	\$810,642	(\$127,237)	(13.57%)

MOBILE MONITORING		811
Managing Division:		
Meteorology, Measurement, and Rules		
Contact Person:		
Eric Stevenson		
Program Purpose:		
Provide mobile measurement of pollutant concentrations and collection of samples in support of Air District programs as well as non-routine releases of air contaminants.		
Description of Program:		
The function of the Mobile Monitoring program is to provide additional spatial and temporal information as needed in support of Air District activities and to respond in a timely manner to incidents where releases of air contaminants may adversely impact public health or the environment. The response would include, to the extent possible, defining the area impacted, and the identification and measurement of the specific compounds involved in the release.		
Justification of Change Request:		
No increases requested.		
ACTIVITIES		
Assist in the development and maintenance of incident response procedures.		
Work with other Divisions to utilize mobile monitoring capabilities in support of special studies and programs.		
Build and maintain mobile monitoring capabilities and instrumentation that is ready to be deployed at any time.		
Respond to incidents, measure impacts and determine the extent of those impacts, in a timely manner.		
Report findings to other Air District Sections and Divisions, and other agencies, as appropriate.		
Assist other Sections and Divisions in developing appropriate strategies and procedures dealing with incident response.		
MAJOR OBJECTIVES		Delivery Date
Assist in the development of incident response procedures.		Ongoing
Build and develop mobile monitoring capabilities.		Ongoing
Support other Air District programs with mobile monitoring.		Ongoing
Be able to respond to any incident in the Bay Area in a timely manner regardless of when the incident occurs.		Ongoing
Maintain all instrumentation so that it is operational 24-hours a day.		Ongoing
Develop reporting systems and strategies so that appropriate Air District Sections and Divisions have adequate information to make decisions during incidents.		Ongoing
Continue to build and improve overall incident response, communication and effectiveness.		Ongoing

	FYE 2015 Audited Program Expenditures	FYE 2016 Amended Program Budget	FYE 2017 Proposed Program Budget	FTE/Dollar Change	Percent Change
Number of Positions (FTE)					
Personnel Expenditures					
Permanent Salaries	51105				
Overtime Salaries	51150				
Temporary Salaries	51200				
Payroll Taxes	51300				
Pension Benefits	51400				
FICA Replacement Benefits	51500				
Group Insurance Benefits	51600				
Employee Transportation Subsidy	51700				
Workers' Compensation	51800				
Other Post-Employment Benefits	51850				
Board Stipends	51900				
Total Personnel Expenditures					
Services & Supplies Expenditures					
Travel In-State	52200				
Travel Out-Of-State	52225				
Training & Education	52300	\$800	\$800		
Repair & Maintenance (Equipment)	52400	\$5,365	\$5,400	\$35	0.65%
Communications	52500	\$1,450	\$1,450		
Building Maintenance	52600				
Utilities	52700				
Postage	52800				
Printing & Reproduction	52900				
Equipment Rental	53100				
Rents & Leases	53200				
Professional Services & Contracts	53300				
General Insurance	53400				
Shop & Field Supplies	53500	\$14,750	\$14,750		
Laboratory Supplies	53600				
Gasoline & Variable Fuel	53700				
Computer Hardware & Software	53800				
Stationery & Office Supplies	53900				
Books & Journals	54100				
Minor Office Equipment	54200				
Depreciation & Amortization	54300				
Non-Capital Assets	54400				
Total Services & Supplies Expenditures					
		\$22,365	\$22,400	\$35	0.16%
Capital Expenditures					
Leasehold Improvements	60100				
Building & Grounds	60105				
Office Equipment	60110				
Computer & Network Equipment	60115				
Motorized Equipment	60120				
Lab & Monitoring Equipment	60125				
Communications Equipment	60130				
General Equipment	60135				
PM 2.5 Equipment	60140				
Biowatch Equipment	60145				
Total Capital Expenditures					
Transfer Out	70005				
Total Expenditures					
		\$22,365	\$22,400	\$35	0.16%

(page intentionally left blank)

PROGRAM NARRATIVES AND EXPENDITURE DETAIL
SPECIAL REVENUE FUND

Intermittent Control Programs (TFCA)		306
Managing Division: Communications Office		
Contact Person: Kristine Roselius		
Program Purpose: The Spare the Air program encourages the public to reduce their driving, a major source of Bay Area air pollution, and promotes the use of public transit, biking, walking, carpooling, trip reduction and other behavior changes that reduce pollution from automobiles. Provide outreach to employers/employees for the Commuter Benefits Program. Employers are targeted specifically due to their significant influence on the commute behaviors of their employees.		
Description of Program: Work with employers, resource teams and the public to reduce air pollution by promoting employer commute programs and making clean air choices including taking public transportation, ridesharing and trip linking; this program complements Program 305. Funds will be used for advertising, media relations, electronic notification systems, employer outreach, partnerships, Commuter Benefits Program outreach, staff time associated with the Spare the Air programs and grass roots education.		
Justification of Change Request: The budget has been increased from FYE 2016 for the extra Resource Team outreach required for the Commuter Benefits Program and Bike Share program transition. Additional funding is also required for the graphic design necessary for social media, videography and the web.		
Activities		
Conduct Spare the Air Employer Program to educate employees about commuter incentive programs and individual choices to reduce air pollution.		
Promote employer transportation programs aimed at employees to reduce the number of single occupancy vehicles commuting to work.		
Prepare and issue media releases, respond to media inquiries and plan employer workshops and events.		
Conduct employer opinion surveys to evaluate Spare the Air program and measure behavior change.		
Manage and update the sparetheair.org and employerssparetheair.org website as well as social media sites such as Twitter, Pinterest and Facebook.		
Provide public outreach at employer events throughout the Bay Area.		
Notify the employers/employees of Spare the Air Alerts through Air Alerts, the media, sparetheair.org, baaqmd.gov, iPhone app and social media sites.		
Manage employer outreach & advertising campaign.		
Provide outreach to employers, in concert with MTC, for the Commuter Benefits Program.		
Provide overview of campaign to Public Outreach Committee and Board of Directors.		
Publish Breeze newsletter for Employer Program members.		
Organize and promote Great Race for Clean Air to Bay Area employers and employees.		
Major Objectives		Delivery Date
Conduct regional Great Race campaign to reduce vehicle use during summer season.		6/30/2017
Manage Air Quality Resource teams.		6/30/2017
Manage Spare the Air Employer Program.		6/30/2017
Conduct employer workshops and develop employer outreach materials, webinars and website information for new employer commute incentives rule.		Ongoing
Coordinate Air District presence at public events, including community events and fairs targeting Limited English Proficient populations.		6/30/2017
Develop video podcasts, video news releases / statements, displays and infographics for Employer Program and Commuter Benefit Program / events.		6/30/2017

	FYE 2015 Audited Program Expenditures	FYE 2016 Amended Program Budget	FYE 2017 Proposed Program Budget	FTE/Dollar Change	Percent Change
Number of Positions (FTE)	2.65	3.17	2.51	(0.66)	(20.82%)
Personnel Expenditures					
Permanent Salaries	51105	\$255,131	\$324,725	\$282,671	(\$42,054) (12.95%)
Overtime Salaries	51150	\$67,768			
Temporary Salaries	51200				
Payroll Taxes	51300	\$3,740	\$4,613	\$4,008	(\$604) (13.10%)
Pension Benefits	51400	\$32,147	\$49,278	\$46,505	(\$2,773) (5.63%)
FICA Replacement Benefits	51500	\$2,788	\$3,500	\$2,831	(\$668) (19.10%)
Group Insurance Benefits	51600	\$39,656	\$55,440	\$46,342	(\$9,099) (16.41%)
Employee Transportation Subsidy	51700	\$2,496	\$5,245	\$3,798	(\$1,447) (27.59%)
Workers' Compensation	51800	\$796	\$1,998	\$1,582	(\$416) (20.82%)
Other Post-Employment Benefits	51850	\$22,722	\$26,055	\$20,630	(\$5,425) (20.82%)
Board Stipends	51900				
Total Personnel Expenditures		\$427,244	\$470,854	\$408,368	(\$62,486) (13.27%)
Services & Supplies Expenditures					
Travel In-State	52200	\$27			
Travel Out-Of-State	52225				
Training & Education	52300				
Repair & Maintenance (Equipment)	52400				
Communications	52500				
Building Maintenance	52600				
Utilities	52700				
Postage	52800		\$5,000	\$5,000	
Printing & Reproduction	52900	\$5,739	\$15,000	\$15,000	
Equipment Rental	53100				
Rents & Leases	53200				
Professional Services & Contracts	53300	\$535,621	\$832,500	\$942,500	\$110,000 13.21%
General Insurance	53400				
Shop & Field Supplies	53500				
Laboratory Supplies	53600				
Gasoline & Variable Fuel	53700				
Computer Hardware & Software	53800				
Stationery & Office Supplies	53900				
Books & Journals	54100				
Minor Office Equipment	54200				
Depreciation & Amortization	54300				
Non-Capital Assets	54600				
Total Services & Supplies Expenditures		\$541,387	\$852,500	\$962,500	\$110,000 12.90%
Capital Expenditures					
Leasehold Improvements	60100				
Building & Grounds	60105				
Office Equipment	60110				
Computer & Network Equipment	60115				
Motorized Equipment	60120				
Lab & Monitoring Equipment	60125				
Communications Equipment	60130				
General Equipment	60135				
PM 2.5 Equipment	60140				
Biowatch Equipment	60145				
Total Capital Expenditures					
Transfer Out	70005	\$207,732	\$213,487	\$183,766	(\$29,721) (13.92%)
Total Expenditures		\$1,176,363	\$1,536,841	\$1,554,634	\$17,793 1.16%

TRANSPORTATION FUND FOR CLEAN AIR		308
Managing Division: Strategic Incentives		
Contact Person: Karen M. Schkolnick		
Program Purpose: Administer motor vehicle registration fee surcharge revenues to reduce emissions from on-road vehicles.		
Description of Program: <p>In 1991, the California State Legislature authorized the Air District to impose a \$4 surcharge on motor vehicles registered within its jurisdiction to fund projects that reduce on-road motor vehicle emissions. The Air District allocates these funds to eligible projects through its Transportation Fund for Clean Air (TFCA) program and a portion of the funds collected are expended for administrative purposes. The statutory authority for the TFCA and requirements of the program are set forth in California Health and Safety Code (HSC) Sections 44241 and 44242. Sixty percent of the funds are awarded directly by the Air District to eligible Air District programs (e.g., Smoking Vehicle, Spare the Air) and through the TFCA Regional Fund program. The remaining 40% are forwarded to the nine designated Bay Area congestion management agencies and distributed through the County Program Manager Fund program.</p> <p>The TFCA provides grants to public agencies and private to reduce emissions of criteria pollutants through vehicle replacements and trip reduction projects. Air District staff conducts outreach, solicits grant applications, reviews the applications, recommends allocation of funding, monitors progress in implementing projects, and reports on the use of funds. This program also includes assessment of mobile source technologies and transportation control measures in support of the grant-making function.</p>		
Justification of Change Request: No change.		
Activities		
Prepare updates to the Regional Fund and County Program Manager policies and guidelines for consideration by the Air District's Board of Directors and develop policies and procedures for the administration of the TFCA.		
Develop and issue solicitation packages and conduct outreach.		
Review and evaluate project applications to determine their eligibility based on applicable guidelines, policies and regulations, and prepare associated documents, contracts, letters, reports, and communications.		
Prepare recommendations for award of eligible projects for approval by the Air District's Board of Directors.		
Monitor, inspect, and audit current and previously funded programs and projects to assure compliance with State and District guidelines, policies, and statutory and regulatory requirements.		
Review progress reports, process reimbursement requests, and ensure project files are complete and up to date.		
Prepare technical, financial, and staff reports.		
Major Objectives		Delivery Date
Prepare recommendations to FYE 2018 County Program Manager policies for Board of Directors consideration.		11/30/2016
Prepare and distribute FYE 2018 County Program Manager guidance and application package.		12/31/2016
Review and recommend action on FYE 2018 County Program Manager expenditure plans.		5/31/2017
Execute FYE 2018 funding agreements for County Program Managers.		6/30/2017
Prepare and distribute FYE 2017 Regional Fund guidance, conduct outreach, and solicit applications.		Ongoing
Review FYE 2017 TFCA Regional Fund applications and recommend eligible projects for Board of Directors consideration and approval.		Ongoing
Prepare FYE 2016 funding agreements for TFCA Regional Fund recipients.		Ongoing
Prepare FYE 2015 TFCA Report on Regional Fund Expenditures and Effectiveness.		12/31/2016
Conduct audit of TFCA funded projects and programs completed by 6/30/15.		12/31/2016

		FYE 2015 Audited Program Expenditures	FYE 2016 Amended Program Budget	FYE 2017 Proposed Program Budget	FTE/Dollar Change	Percent Change
Number of Positions (FTE)		4.46	5.52	5.57	0.05	0.91%
Personnel Expenditures						
Permanent Salaries	51105	\$480,314	\$549,807	\$550,634	\$828	0.15%
Overtime Salaries	51150	\$4,898				
Temporary Salaries	51200	\$53,439				
Payroll Taxes	51300	\$7,080	\$7,757	\$7,740	(\$17)	(0.23%)
Pension Benefits	51400	\$60,866	\$82,868	\$89,796	\$6,928	8.36%
FICA Replacement Benefits	51500	\$5,175	\$6,094	\$6,283	\$189	3.10%
Group Insurance Benefits	51600	\$73,300	\$99,616	\$112,118	\$12,502	12.55%
Employee Transportation Subsidy	51700	\$4,984	\$9,337	\$10,026	\$689	7.38%
Workers' Compensation	51800	\$1,499	\$3,478	\$3,510	\$32	0.92%
Other Post-Employment Benefits	51850	\$42,787	\$45,370	\$45,781	\$411	0.91%
Board Stipends	51900					
Total Personnel Expenditures		\$734,342	\$804,327	\$825,887	\$21,561	2.68%
Services & Supplies Expenditures						
Travel In-State	52200	\$1,529	\$10,600	\$10,600		
Travel Out-Of-State	52225					
Training & Education	52300		\$10,700	\$11,700	\$1,000	9.35%
Repair & Maintenance (Equipment)	52400					
Communications	52500	\$1,878	\$6,000	\$3,000	(\$3,000)	(50.00%)
Building Maintenance	52600					
Utilities	52700					
Postage	52800					
Printing & Reproduction	52900		\$2,000	\$2,000		
Equipment Rental	53100					
Rents & Leases	53200					
Professional Services & Contracts	53300	\$170,677	\$373,000	\$386,000	\$13,000	3.49%
General Insurance	53400					
Shop & Field Supplies	53500		\$2,700	\$2,700		
Laboratory Supplies	53600					
Gasoline & Variable Fuel	53700					
Computer Hardware & Software	53800	\$1,047	\$5,400	\$5,900	\$500	9.26%
Stationery & Office Supplies	53900	\$1,247	\$3,700	\$3,000	(\$700)	(18.92%)
Books & Journals	54100		\$500	\$500		
Minor Office Equipment	54200		\$400	\$400		
Depreciation & Amortization	54300					
Non-Capital Assets	54600					
Total Services & Supplies Expenditures		\$176,377	\$415,000	\$425,800	\$10,800	2.60%
Capital Expenditures						
Leasehold Improvements	60100					
Building & Grounds	60105					
Office Equipment	60110					
Computer & Network Equipment	60115					
Motorized Equipment	60120					
Lab & Monitoring Equipment	60125					
Communications Equipment	60130					
General Equipment	60135					
PM 2.5 Equipment	60140					
Biowatch Equipment	60145					
Total Capital Expenditures						
Transfer Out	70005	\$336,117	\$87,597	\$144,878	\$57,281	65.39%
Total Expenditures		\$1,246,837	\$1,306,924	\$1,396,565	\$89,642	6.86%

Mobile Source Incentive Fund Administration		310
Managing Division: Strategic Incentives		
Contact Person: Anthony Fournier		
Program Purpose: Administer funding from motor vehicle surcharge revenues, authorized by AB 923, for emission reduction projects.		
Description of Program: Assembly Bill 923 (AB 923 - Firebaugh), enacted in 2004 (codified as Health and Safety Code Section 44225), authorized local air districts to increase their motor vehicle registration surcharge for motor vehicles within the Air District's jurisdiction up to an additional \$2 per vehicle. The revenues from the additional \$2 surcharge are deposited in the Air District's Mobile Source Incentive Fund (MSIF). MSIF funds can be allocated to the following eligible projects and programs, according to established criteria: the Lower-Emission School Bus Program, a passenger vehicle retirement program, projects eligible for Carl Moyer Program funds, and selected agricultural projects. Staff recommends funding allocations to eligible projects and programs for approval by the Board of Directors, monitors progress in implementing funded projects, reports on the use of the funds, and coordinates verification of requirements compliance. This program also includes assessment of mobile source and transportation technologies and programs in support of the grant-making function.		
Justification of Change Request: No change.		
ACTIVITIES		
Recommend funding allocations to the Board of Directors.		
Conduct outreach to interested parties and provide application assistance.		
Evaluate grant applications for eligibility with applicable guidelines.		
Conduct inspections of the baseline and funded project equipment.		
Prepare grant award recommendations and coordinate the execution of funding agreements for the selected projects.		
Administer and monitor projects that have been awarded grants.		
Prepare and submit reports to the California Air Resources Board (CARB) on the expenditure of MSIF funds.		
Monitor, inspect, and audit current and previously funded programs and projects to assure compliance with State and District guidelines, policies, and statutory and regulatory requirements.		
Prepare technical, financial, and staff reports.		
MAJOR OBJECTIVES		Delivery Date
Report MSIF expenditures to CARB.		8/29/2016
Define allocation of available funds to eligible projects and programs.		3/1/2017
Conduct outreach, and solicit project applications.		6/30/2017
Obtain Board of Directors approval of project recommendations.		Ongoing
Prepare and coordinate execution of funding agreements.		Ongoing
Process payments, review project reports, inspect and close out on-going projects.		Ongoing
Monitor the progress of funded projects.		Ongoing

		FYE 2015 Audited Program Expenditures	FYE 2016 Amended Program Budget	FYE 2017 Proposed Program Budget	FTE/Dollar Change	Percent Change
Number of Positions (FTE)		2.78	3.38	3.70	0.32	9.47%
Personnel Expenditures						
Permanent Salaries	51105	\$296,136	\$343,136	\$378,080	\$34,943	10.18%
Overtime Salaries	51150	\$5,043	\$5,000	\$5,000		
Temporary Salaries	51200					
Payroll Taxes	51300	\$4,508	\$4,943	\$5,428	\$486	9.82%
Pension Benefits	51400	\$38,770	\$52,028	\$62,139	\$10,111	19.43%
FICA Replacement Benefits	51500	\$3,311	\$3,732	\$4,174	\$442	11.85%
Group Insurance Benefits	51600	\$46,998	\$61,319	\$69,637	\$8,319	13.57%
Employee Transportation Subsidy	51700	\$3,575	\$5,171	\$4,896	(\$275)	(5.31%)
Workers' Compensation	51800	\$942	\$2,130	\$2,332	\$202	9.48%
Other Post-Employment Benefits	51850	\$26,877	\$27,781	\$30,411	\$2,630	9.47%
Board Stipends	51900					
Total Personnel Expenditures		\$426,159	\$505,240	\$562,098	\$56,858	11.25%
Services & Supplies Expenditures						
Travel In-State	52200	\$1,460	\$2,000	\$2,000		
Travel Out-Of-State	52225					
Training & Education	52300		\$1,500	\$1,500		
Repair & Maintenance (Equipment)	52400					
Communications	52500					
Building Maintenance	52600					
Utilities	52700					
Postage	52800					
Printing & Reproduction	52900	\$99	\$1,500	\$1,500		
Equipment Rental	53100					
Rents & Leases	53200					
Professional Services & Contracts	53300	\$29,835	\$50,000	\$40,000	(\$10,000)	(20.00%)
General Insurance	53400					
Shop & Field Supplies	53500					
Laboratory Supplies	53600					
Gasoline & Variable Fuel	53700					
Computer Hardware & Software	53800	\$145	\$3,000	\$3,000		
Stationery & Office Supplies	53900	\$173	\$500	\$500		
Books & Journals	54100		\$200	\$200		
Minor Office Equipment	54200		\$1,000	\$1,000		
Depreciation & Amortization	54300					
Non-Capital Assets	54600					
Total Services & Supplies Expenditures		\$31,712	\$59,700	\$49,700	(\$10,000)	(16.75%)
Capital Expenditures						
Leasehold Improvements	60100					
Building & Grounds	60105					
Office Equipment	60110					
Computer & Network Equipment	60115					
Motorized Equipment	60120					
Lab & Monitoring Equipment	60125					
Communications Equipment	60130					
General Equipment	60135					
PM 2.5 Equipment	60140					
Biowatch Equipment	60145					
Total Capital Expenditures						
Transfer Out	70005	\$74,015	(\$24,330)	\$35,781	\$60,111	(247.07%)
Total Expenditures		\$531,886	\$540,610	\$647,579	\$106,969	19.79%

Vehicle Buy-Back Program		312
Managing Division: Strategic Incentives		
Contact Person: Anthony Fournier		
Program Purpose: Accelerate the removal of high-emitting vehicles from the on-road motor vehicle fleet within the District's jurisdiction.		
Description of Program: The program removes high-emitting 1994 and older motor vehicles from the region's roadways by purchasing and scrapping eligible vehicles from registered owners on a voluntary basis.		
Justification of Change Request: No change.		
ACTIVITIES		
Implement procurement process for vehicle scrapping services.		
Oversee contractor's purchase and scrapping of vehicles.		
Respond to inquiries regarding Vehicle Buy-Back Program.		
Implement procurement process for direct mail campaign services.		
Oversee contractor's direct mailings.		
Acquire and update Department of Motor Vehicles (DMV) database used for direct mail annually.		
Develop and update Vehicle Buy-Back outreach materials.		
Conduct site visits of dismantling yards and dismantler offices.		
Manage suppression list and update DMV database.		
Review and approve scrapping contractor invoices.		
Review and approve direct mail contractor invoices.		
MAJOR OBJECTIVES		
Implement the Vehicle Buy-Back program, monitor contractor performance, review/ pay program invoices.		Delivery Date Ongoing
Report program expenditures to the California Air Resources Board (CARB)		8/31/16

		FYE 2015 Audited Program Expenditures	FYE 2016 Amended Program Budget	FYE 2017 Proposed Program Budget	FTE/Dollar Change	Percent Change
Number of Positions (FTE)		0.34	0.25	0.64	0.39	156.00%
Personnel Expenditures						
Permanent Salaries	51105	\$39,880	\$31,866	\$68,009	\$36,142	113.42%
Overtime Salaries	51150					
Temporary Salaries	51200					
Payroll Taxes	51300	\$587	\$453	\$957	\$504	111.40%
Pension Benefits	51400	\$5,048	\$4,837	\$11,105	\$6,268	129.60%
FICA Replacement Benefits	51500	\$434	\$276	\$722	\$446	161.57%
Group Insurance Benefits	51600	\$6,113	\$4,788	\$13,147	\$8,359	174.58%
Employee Transportation Subsidy	51700	\$384	\$465	\$972	\$507	109.03%
Workers' Compensation	51800	\$124	\$158	\$403	\$245	155.06%
Other Post-Employment Benefits	51850	\$3,552	\$2,055	\$5,260	\$3,205	155.96%
Board Stipends	51900					
Total Personnel Expenditures		\$56,122	\$44,898	\$100,574	\$55,676	124.01%
Services & Supplies Expenditures						
Travel In-State	52200					
Travel Out-Of-State	52225					
Training & Education	52300					
Repair & Maintenance (Equipment)	52400					
Communications	52500		\$100	\$100		
Building Maintenance	52600					
Utilities	52700					
Postage	52800					
Printing & Reproduction	52900					
Equipment Rental	53100					
Rents & Leases	53200					
Professional Services & Contracts	53300	\$7,359,531	\$7,200,000	\$7,200,000		
General Insurance	53400					
Shop & Field Supplies	53500					
Laboratory Supplies	53600					
Gasoline & Variable Fuel	53700					
Computer Hardware & Software	53800					
Stationery & Office Supplies	53900					
Books & Journals	54100					
Minor Office Equipment	54200					
Depreciation & Amortization	54300					
Non-Capital Assets	54600					
Total Services & Supplies Expenditures		\$7,359,531	\$7,200,100	\$7,200,100		
Capital Expenditures						
Leasehold Improvements	60100					
Building & Grounds	60105					
Office Equipment	60110					
Computer & Network Equipment	60115					
Motorized Equipment	60120					
Lab & Monitoring Equipment	60125					
Communications Equipment	60130					
General Equipment	60135					
PM 2.5 Equipment	60140					
Biowatch Equipment	60145					
Total Capital Expenditures						
Transfer Out	70005	\$9,746				
Total Expenditures		\$7,425,400	\$7,244,998	\$7,300,674	\$55,676	0.77%

REGIONAL BIKE SHARE PROGRAM		315
Managing Division:		
Strategic Incentives		
Contact Person:		
Karen Schkolnick		
Program Purpose:		
Description of Program:		
<p>In 2010, the Air District initiated the development of a Bay Area regional pilot bike share project. The pilot launched on August 29, 2013, in the cities of San Francisco, Redwood City, Palo Alto, Mountain View, and San Jose, and was scheduled to run for 12 – 24 months. The data collected was used to assess opportunities for both increasing service in the initial pilot areas and expanding the system into other Bay Area communities. The Air District awarded the project \$2.8 million in TFCA Regional Funds and additional funding came from the Metropolitan Transportation Commission (MTC) (\$7.1 million), local participating agencies, and revenue from user fees. More than 750,000 rides were taken region-wide during the first two years of service. On December 31, 2015, the program and system assets were transferred over to the Metropolitan Transportation Commission (MTC) who will be leading the post-pilot expansion of the system.</p>		
Justification of Change Request:		
The pilot concluded on August 28 2015, and is currently being overseen by the MTC.		
Activities		
Major Objectives		Delivery Date

		FYE 2015 Audited Program Expenditures	FYE 2016 Amended Program Budget	FYE 2017 Proposed Program Budget	FTE/Dollar Change	Percent Change
Number of Positions (FTE)		0.79	1.35		(1.35)	(100.00%)
Personnel Expenditures						
Permanent Salaries	51105	\$82,850	\$146,192		(\$146,192)	(100.00%)
Overtime Salaries	51150	\$688				
Temporary Salaries	51200					
Payroll Taxes	51300	\$1,223	\$2,066		(\$2,066)	(100.00%)
Pension Benefits	51400	\$10,500	\$22,073		(\$22,073)	(100.00%)
FICA Replacement Benefits	51500	\$908	\$1,490		(\$1,490)	(100.00%)
Group Insurance Benefits	51600	\$12,834	\$23,020		(\$23,020)	(100.00%)
Employee Transportation Subsidy	51700	\$804	\$2,139		(\$2,139)	(100.00%)
Workers' Compensation	51800	\$259	\$851		(\$851)	(100.00%)
Other Post-Employment Benefits	51850	\$7,379	\$11,096		(\$11,096)	(100.00%)
Board Stipends	51900					
Total Personnel Expenditures		\$117,443	\$208,928		(\$208,928)	(100.00%)
Services & Supplies Expenditures						
Travel In-State	52200		\$2,600		(\$2,600)	(100.00%)
Travel Out-Of-State	52225	\$1,343				
Training & Education	52300		\$500		(\$500)	(100.00%)
Repair & Maintenance (Equipment)	52400					
Communications	52500					
Building Maintenance	52600					
Utilities	52700					
Postage	52800					
Printing & Reproduction	52900					
Equipment Rental	53100					
Rents & Leases	53200					
Professional Services & Contracts	53300	\$1,178,302	\$6,077,278		(\$6,077,278)	(100.00%)
General Insurance	53400					
Shop & Field Supplies	53500					
Laboratory Supplies	53600					
Gasoline & Variable Fuel	53700					
Computer Hardware & Software	53800					
Stationery & Office Supplies	53900					
Books & Journals	54100					
Minor Office Equipment	54200					
Depreciation & Amortization	54300					
Non-Capital Assets	54600					
Total Services & Supplies Expenditures		\$1,179,645	\$6,080,378		(\$6,080,378)	(100.00%)
Capital Expenditures						
Leasehold Improvements	60100					
Building & Grounds	60105					
Office Equipment	60110					
Computer & Network Equipment	60115					
Motorized Equipment	60120					
Lab & Monitoring Equipment	60125					
Communications Equipment	60130					
General Equipment	60135					
PM 2.5 Equipment	60140					
Biowatch Equipment	60145					
Total Capital Expenditures						
Transfer Out	70005					
Total Expenditures		\$1,297,088	\$6,289,306		(\$6,289,306)	(100.00%)

MISCELLANEOUS INCENTIVE PROGRAMS		316
Managing Division: Strategic Incentives		
Contact Person: Karen Schkolnick		
Program Purpose: Administer one-time pass through sources of funding to implement emissions reductions projects		
Description of Program: Each year the Air District receives numerous grants from different sources including the Bay Area Clean Air Foundation, the State of California, and the Federal government. Many of these grants come from competitive solicitations that provide short-term funding (1 to 2 years) for specific projects. Additionally, many of these funding sources operate on a reimbursement basis. In order to reduce administrative burden and comply with the sometimes stringent financial requirements of these funding sources, the Air District has developed this program to ensure the effective management of these grants.		
Justification of Change Request: No Change.		
Activities		
Develop policies and guidelines for new programs.		
Conduct application workshops and outreach to potential project sponsors.		
Prepare recommendations for award of eligible projects for approval by the Air District's Board of Directors.		
Conduct alternative fuels program to advance hydrogen and natural gas in the Bay Area (alt fuels program)		
Apply for funding from the State of California and Federal government		
Prepare technical, financial, and staff reports.		
Major Objectives		Delivery Date
Prepare recommendations for award of funding for Board of Directors consideration.		Ongoing
Apply for funding from the State of California and Federal government.		Ongoing
Prepare and distribute guidance and solicitation for projects and partners.		Ongoing
Prepare technical, financial, and staff reports.		6/30/16

		FYE 2015 Audited Program Expenditures	FYE 2016 Amended Program Budget	FYE 2017 Proposed Program Budget	FTE/Dollar Change	Percent Change
Number of Positions (FTE)		0.18	0.65	1.00	0.35	53.85%
Personnel Expenditures						
Permanent Salaries	51105	\$20,087	\$72,383	\$101,539	\$29,156	40.28%
Overtime Salaries	51150					
Temporary Salaries	51200					
Payroll Taxes	51300	\$297	\$1,023	\$1,428	\$405	39.63%
Pension Benefits	51400	\$2,522	\$10,929	\$16,573	\$5,644	51.65%
FICA Replacement Benefits	51500	\$223	\$718	\$1,128	\$410	57.19%
Group Insurance Benefits	51600	\$3,154	\$10,937	\$19,868	\$8,932	81.67%
Employee Transportation Subsidy	51700	\$198	\$1,023	\$1,800	\$777	75.95%
Workers' Compensation	51800	\$63	\$410	\$630	\$220	53.66%
Other Post-Employment Benefits	51850	\$1,789	\$5,342	\$8,219	\$2,877	53.86%
Board Stipends	51900					
Total Personnel Expenditures		\$28,331	\$102,764	\$151,186	\$48,422	47.12%
Services & Supplies Expenditures						
Travel In-State	52200		\$2,200		(\$2,200)	(100.00%)
Travel Out-Of-State	52225					
Training & Education	52300					
Repair & Maintenance (Equipment)	52400					
Communications	52500					
Building Maintenance	52600					
Utilities	52700					
Postage	52800					
Printing & Reproduction	52900					
Equipment Rental	53100					
Rents & Leases	53200					
Professional Services & Contracts	53300	\$728,575				
General Insurance	53400					
Shop & Field Supplies	53500					
Laboratory Supplies	53600					
Gasoline & Variable Fuel	53700					
Computer Hardware & Software	53800					
Stationery & Office Supplies	53900					
Books & Journals	54100					
Minor Office Equipment	54200					
Depreciation & Amortization	54300					
Non-Capital Assets	54600					
Total Services & Supplies Expenditures		\$728,575	\$2,200		(\$2,200)	(100.00%)
Capital Expenditures						
Leasehold Improvements	60100					
Building & Grounds	60105					
Office Equipment	60110					
Computer & Network Equipment	60115					
Motorized Equipment	60120					
Lab & Monitoring Equipment	60125					
Communications Equipment	60130					
General Equipment	60135					
PM 2.5 Equipment	60140					
Biowatch Equipment	60145					
Total Capital Expenditures						
Transfer Out	70005					
Total Expenditures		\$756,906	\$104,964	\$151,186	\$46,222	44.04%

REGIONAL ELECTRIC VEHICLE DEPLOYMENT PROGRAM		317
Managing Division: Strategic Incentives		
Contact Person: Karen Schkolnick		
Program Purpose: Administer funding to accelerate the adoption of plug-in electric vehicles (PEVs) in the Bay Area.		
Description of Program: In December 2013, the Air District's Board of Directors adopted the Bay Area Plug-In Electric Vehicle Readiness Plan. The Plan was co-sponsored by the Department of Energy and the California Energy Commission and developed in partnership with the Metropolitan Transportation Commission and the Association of Bay Area Governments. The Plan outlines a series of strategies, best practices, and readiness actions that can be taken by regional agencies and others to remove potential barriers and accelerate deployment of PEVs in the region. The Plan identifies PEV adoption goals of a minimum of 110,000 PEVs on our roads by 2020, and 247,000 by 2025. The Air District's Board of Directors authorized an allocation of \$12.5 million in TFCA funds for FYE 2017 that will be used to provide incentive funding for the purchase/ lease of PEVs and for the deployment of a publicly available charging infrastructure network, including charging at workplaces, multi-family dwellings, and along transportation corridors and key destination locations. This investment builds on the previous allocation of more than \$10 million authorized by the Board of Directors since August 2010 that resulted in the deployment of approximately 400 publicly-available charging stations and 1500 residential home chargers, the purchase of more than 100 PEVs by public agencies, and the development of PEV Readiness Plan for the Bay Area.		
Justification of Change Request: No Change.		
Activities		
Develop policies and guidelines for Program funding and prepare recommendations for Board of Director consideration of Program policies and award of project funds.		
Conduct workshops and assist with outreach efforts and project solicitation.		
Review and evaluate applications and proposals for conformance with the applicable guidelines, policies, and regulations, and prepare Program documents, contracts, letters, reports, and communications.		
Track status and performance of projects, conduct inspections, and audit current and previously funded projects to assure compliance with Program requirements.		
Review progress reports, process reimbursement requests, and ensure project files are complete and up to date.		
Participate in workgroups and other opportunities to support PEV deployment and sharing best practices.		
Prepare technical, financial, and staff reports.		
Major Objectives		Delivery Date
Develop policies and guidelines for Program funding and obtain Board of Directors' approval of recommendations for award of Program funds.		06/30/16
Conduct workshops and assist with outreach efforts and project solicitation.		Ongoing
Participate in workgroups and other opportunities to support PEV deployment and sharing best practices.		Ongoing
Prepare technical, financial, and staff reports.		Ongoing

		FYE 2015 Audited Program Expenditures	FYE 2016 Amended Program Budget	FYE 2017 Proposed Program Budget	FTE/Dollar Change	Percent Change
Number of Positions (FTE)		0.88	1.20	1.44	0.24	20.00%
Personnel Expenditures						
Permanent Salaries	51105	\$42,340	\$126,454	\$153,139	\$26,685	21.10%
Overtime Salaries	51150	\$967				
Temporary Salaries	51200					
Payroll Taxes	51300	\$622	\$1,784	\$2,156	\$372	20.86%
Pension Benefits	51400	\$5,347	\$19,057	\$25,013	\$5,956	31.26%
FICA Replacement Benefits	51500	\$440	\$1,325	\$1,624	\$300	22.61%
Group Insurance Benefits	51600	\$6,285	\$21,884	\$29,143	\$7,259	33.17%
Employee Transportation Subsidy	51700	\$358	\$2,046	\$2,592	\$546	26.69%
Workers' Compensation	51800	\$132	\$756	\$907	\$151	19.97%
Other Post-Employment Benefits	51850	\$3,770	\$9,863	\$11,836	\$1,973	20.00%
Board Stipends	51900					
Total Personnel Expenditures		\$60,261	\$183,168	\$226,409	\$43,242	23.61%
Services & Supplies Expenditures						
Travel In-State	52200	\$1,650	\$10,000	\$10,000		
Travel Out-Of-State	52225					
Training & Education	52300		\$3,600	\$4,000	\$400	11.11%
Repair & Maintenance (Equipment)	52400					
Communications	52500					
Building Maintenance	52600					
Utilities	52700					
Postage	52800					
Printing & Reproduction	52900					
Equipment Rental	53100					
Rents & Leases	53200					
Professional Services & Contracts	53300	\$890,111	\$789,300	\$735,000	(\$54,300)	(6.88%)
General Insurance	53400					
Shop & Field Supplies	53500					
Laboratory Supplies	53600					
Gasoline & Variable Fuel	53700					
Computer Hardware & Software	53800					
Stationery & Office Supplies	53900		\$500	\$500		
Books & Journals	54100		\$200	\$200		
Minor Office Equipment	54200					
Depreciation & Amortization	54300					
Non-Capital Assets	54600					
Total Services & Supplies Expenditures		\$891,762	\$803,600	\$749,700	(\$53,900)	(6.71%)
Capital Expenditures						
Leasehold Improvements	60100					
Building & Grounds	60105					
Office Equipment	60110					
Computer & Network Equipment	60115					
Motorized Equipment	60120					
Lab & Monitoring Equipment	60125					
Communications Equipment	60130					
General Equipment	60135					
PM 2.5 Equipment	60140					
Biowatch Equipment	60145					
Total Capital Expenditures						
Transfer Out	70005					
Total Expenditures		\$952,023	\$986,768	\$976,109	(\$10,658)	(1.08%)

ENHANCED MOBILE SOURCE INSPECTIONS

318

Managing Division:

Compliance & Enforcement

Contact Person:

Juan Ortellado

Program Purpose:

Conduct enhanced inspection patrols to report smoking vehicles to promote repair or retirement of these vehicles to protect public health. Conduct enhanced inspections to enforce drayage truck and related truck/mobile source regulations at and adjacent to the Port of Oakland.

Description of Program:

The enhanced mobile source inspection program is conducted to reduce particulate matter (PM) emissions throughout the Bay Area and PM and other emissions specifically at, and adjacent to, the Port of Oakland. Enhanced enforcement patrols are conducted for smoking vehicles. All Air District inspectors patrol for smoking vehicles en route between performing inspections and answering complaints. Smoking vehicles are reported to Air District dispatchers; owner information is extracted from Department of Motor Vehicles (DMV) records. Letters are sent to owners to request that they repair or retire the respective vehicles; compliance assistance materials are included.

Enhanced enforcement of the State drayage truck regulation and related truck/mobile source regulations is conducted at, and adjacent to, the Port of Oakland. Targeted enforcement includes ensuring compliance with required upgrades and modifications to engine model year 2010 and newer for drayage trucks. Enhanced patrols and enforcement are conducted to ensure that illegal dray-off activities and excess idling are not performed. Compliance checks of mobile source equipment and vehicles are conducted to verify adherence to State regulations. Compliance assistance materials are developed; outreach is conducted with truckers and other mobile source operators regarding regulation(s) requirements, compliance deadlines and the availability of Air District grants.

Compliance and enforcement associated with Regulation 14, Rule 1 – Bay Area Commuter Benefits Program.

Justification of Change Request:

None.

Activities

Smoking Vehicles: Conduct inspection patrols for smoking vehicles. Vehicle owners are identified using Department of Motor Vehicles (DMV) records. Notification letters are sent to vehicle owners to inform them of the vehicle's excess emissions and to request that they repair the vehicle or contact assistance programs to retire the vehicle.

Port Trucks Compliance Assurance: Conduct enhanced mobile source inspections at and adjacent to the Port of Oakland for compliance with the State drayage truck regulation (DTR) and related truck/mobile source regulations. Additional inspections are conducted and targeted at ensuring upgrades and modifications to engine model year 2010 and newer trucks in compliance with the requirements of Phase 1 and Phase 2 of ARB's DTR regulation. Additional focused inspections are conducted for compliance with dray-off provisions of the regulation and to ensure that non-compliant trucks do not enter the Port. Verify compliance with State mobile source regulations pursuant to the Air District's Mobile Source Compliance Plan.

Port Trucks Enforcement: Conduct investigations and inspections, issue and process NOVs for trucks and other mobile sources found in non-compliance.

Port Trucks Compliance Assistance: Develop fact sheets, posters and other outreach materials to provide to Port operators and truckers on regulatory requirements, upcoming compliance dates and the availability of Air District grants. Develop compliance assistance materials for related mobile source regulatory requirements. Provide compliance assistance during inspections and following enforcement actions; provide bilingual assistance where needed. Identify and translate compliance assistance materials. Participate in Monthly Trucker Workgroup meetings at the Port.

Compliance and enforcement activities associated with Regulation 14, Rule 1 – Bay Area Commuter Benefits Program.

Delivery Date

		FYE 2015 Audited Program Expenditures	FYE 2016 Amended Program Budget	FYE 2017 Proposed Program Budget	FTE/Dollar Change	Percent Change
Number of Positions (FTE)		11.33	10.57	7.59	(2.98)	(28.19%)
Personnel Expenditures						
Permanent Salaries	51105	\$1,020,924	\$1,004,836	\$717,344	(\$287,492)	(28.61%)
Overtime Salaries	51150	\$466				
Temporary Salaries	51200	\$10,662				
Payroll Taxes	51300	\$15,035	\$14,286	\$10,145	(\$4,142)	(28.99%)
Pension Benefits	51400	\$129,049	\$152,615	\$117,698	(\$34,917)	(22.88%)
FICA Replacement Benefits	51500	\$11,061	\$11,669	\$8,562	(\$3,108)	(26.63%)
Group Insurance Benefits	51600	\$156,442	\$182,315	\$133,866	(\$48,449)	(26.57%)
Employee Transportation Subsidy	51700	\$9,831	\$707	\$2,700	\$1,993	282.00%
Workers' Compensation	51800	\$3,185	\$6,661	\$4,783	(\$1,878)	(28.19%)
Other Post-Employment Benefits	51850	\$90,913	\$86,877	\$62,384	(\$24,493)	(28.19%)
Board Stipends	51900					
Total Personnel Expenditures		\$1,447,567	\$1,459,966	\$1,057,481	(\$402,485)	(27.57%)
Services & Supplies Expenditures						
Travel In-State	52200					
Travel Out-Of-State	52225					
Training & Education	52300					
Repair & Maintenance (Equipment)	52400					
Communications	52500	\$4,803	\$3,000	\$3,000		
Building Maintenance	52600					
Utilities	52700					
Postage	52800		\$4,000	\$4,000		
Printing & Reproduction	52900		\$8,000	\$8,000		
Equipment Rental	53100					
Rents & Leases	53200					
Professional Services & Contracts	53300	\$6,300	\$250,000	\$250,000		
General Insurance	53400					
Shop & Field Supplies	53500					
Laboratory Supplies	53600					
Gasoline & Variable Fuel	53700					
Computer Hardware & Software	53800					
Stationery & Office Supplies	53900					
Books & Journals	54100					
Minor Office Equipment	54200					
Depreciation & Amortization	54300					
Non-Capital Assets	54600					
Total Services & Supplies Expenditures		\$11,103	\$265,000	\$265,000		
Capital Expenditures						
Leasehold Improvements	60100					
Building & Grounds	60105					
Office Equipment	60110					
Computer & Network Equipment	60115					
Motorized Equipment	60120					
Lab & Monitoring Equipment	60125					
Communications Equipment	60130					
General Equipment	60135					
PM 2.5 Equipment	60140					
Biowatch Equipment	60145					
Total Capital Expenditures						
Transfer Out	70005	\$703,823	\$662,087	\$475,866	(\$186,221)	(28.13%)
Total Expenditures		\$2,162,493	\$2,387,053	\$1,798,347	(\$588,706)	(24.66%)

California Goods Movement Bond - Grants Administration		323
Managing Division: Strategic Incentives		
Contact Person: Anthony Fournier		
Program Purpose: The purpose of this program is to protect public health by reducing emissions associated with goods movement activities.		
Description of Program: In 2007, the California State Legislature enacted Senate Bill 88 authorizing \$1 billion in bond funding over four years for projects to protect public health from emissions associated with goods movement activities. In FYE 2017 staff will continue administration of the Year 5 round of program funding, monitor progress in implementing funded projects, work to ensure projects are completed as required, disburse grant funds by the specified deadlines, and report on project status and use of funds.		
Justification of Change Request: No change.		
ACTIVITIES		
Develop policies and procedures for the administration of the Goods Movement Bond Program (GMP).		
Conduct outreach to interested parties and provide application assistance.		
Evaluate grant applications for eligibility with GMP guidelines.		
Conduct inspections of the baseline and funded project equipment.		
Prepare grant award recommendations and coordinate the execution of funding agreements for the selected projects.		
Administer and monitor projects that have been awarded GMP grants.		
Prepare and submit reports to the California Air Resources Board (CARB) on the implementation of the GMP.		
Monitor, inspect, and audit current and previously funded programs and projects to assure compliance with State and Air District guidelines, policies, and statutory and regulatory requirements.		
Prepare technical, financial, and staff reports.		
MAJOR OBJECTIVES		
Monitor Year 5 projects, ensure projects are completed and paid on schedule.		12/31/2016
Conduct project inspections, review applications, and prepare reports for submittal to CARB.		6/30/2017
Enter into agreements for projects with selected applicants.		6/30/2017
Monitor the performance of previously funded GMP projects.		Ongoing

	FYE 2015 Audited Program Expenditures	FYE 2016 Amended Program Budget	FYE 2017 Proposed Program Budget	FTE/Dollar Change	Percent Change
Number of Positions (FTE)	3.12	3.20	4.56	1.36	42.50%
Personnel Expenditures					
Permanent Salaries	51105 \$305,548	\$341,417	\$393,770	\$52,353	15.33%
Overtime Salaries	51150 \$2,402	\$10,000	\$10,000		
Temporary Salaries	51200 \$166,659	\$405,000	\$220,000	(\$185,000)	(45.68%)
Payroll Taxes	51300 \$4,503	\$10,858	\$8,892	(\$1,966)	(18.11%)
Pension Benefits	51400 \$38,580	\$51,710	\$64,472	\$12,762	24.68%
FICA Replacement Benefits	51500 \$3,319	\$3,533	\$5,144	\$1,611	45.60%
Group Insurance Benefits	51600 \$46,895	\$61,163	\$68,360	\$7,197	11.77%
Employee Transportation Subsidy	51700 \$3,265	\$5,189	\$5,220	\$31	0.59%
Workers' Compensation	51800 \$953	\$2,016	\$2,873	\$857	42.51%
Other Post-Employment Benefits	51850 \$27,212	\$26,301	\$37,479	\$11,178	42.50%
Board Stipends	51900				
Total Personnel Expenditures	\$599,337	\$917,187	\$816,210	(\$100,977)	(11.01%)
Services & Supplies Expenditures					
Travel In-State	52200 \$30	\$2,000	\$2,000		
Travel Out-Of-State	52225				
Training & Education	52300	\$1,500	\$1,500		
Repair & Maintenance (Equipment)	52400				
Communications	52500				
Building Maintenance	52600				
Utilities	52700 \$321	\$400	\$400		
Postage	52800	\$100	\$100		
Printing & Reproduction	52900	\$500	\$500		
Equipment Rental	53100				
Rents & Leases	53200 \$24,396	\$30,000	\$30,000		
Professional Services & Contracts	53300	\$80,000	\$80,000		
General Insurance	53400				
Shop & Field Supplies	53500	\$3,000	\$3,000		
Laboratory Supplies	53600				
Gasoline & Variable Fuel	53700				
Computer Hardware & Software	53800	\$1,500	\$1,500		
Stationery & Office Supplies	53900 \$36	\$1,000	\$1,000		
Books & Journals	54100				
Minor Office Equipment	54200				
Depreciation & Amortization	54300				
Non-Capital Assets	54400				
Total Services & Supplies Expenditures	\$24,783	\$120,000	\$120,000		
Capital Expenditures					
Leasehold Improvements	60100				
Building & Grounds	60105				
Office Equipment	60110				
Computer & Network Equipment	60115				
Motorized Equipment	60120				
Lab & Monitoring Equipment	60125				
Communications Equipment	60130				
General Equipment	60135				
PM 2.5 Equipment	60140				
Biowatch Equipment	60145				
Total Capital Expenditures					
Transfer Out	70005 (\$425,000)	(\$640,872)	(\$455,462)	(\$185,410)	28.93%
Total Expenditures	\$199,120	\$396,315	\$480,748	\$84,433	21.30%

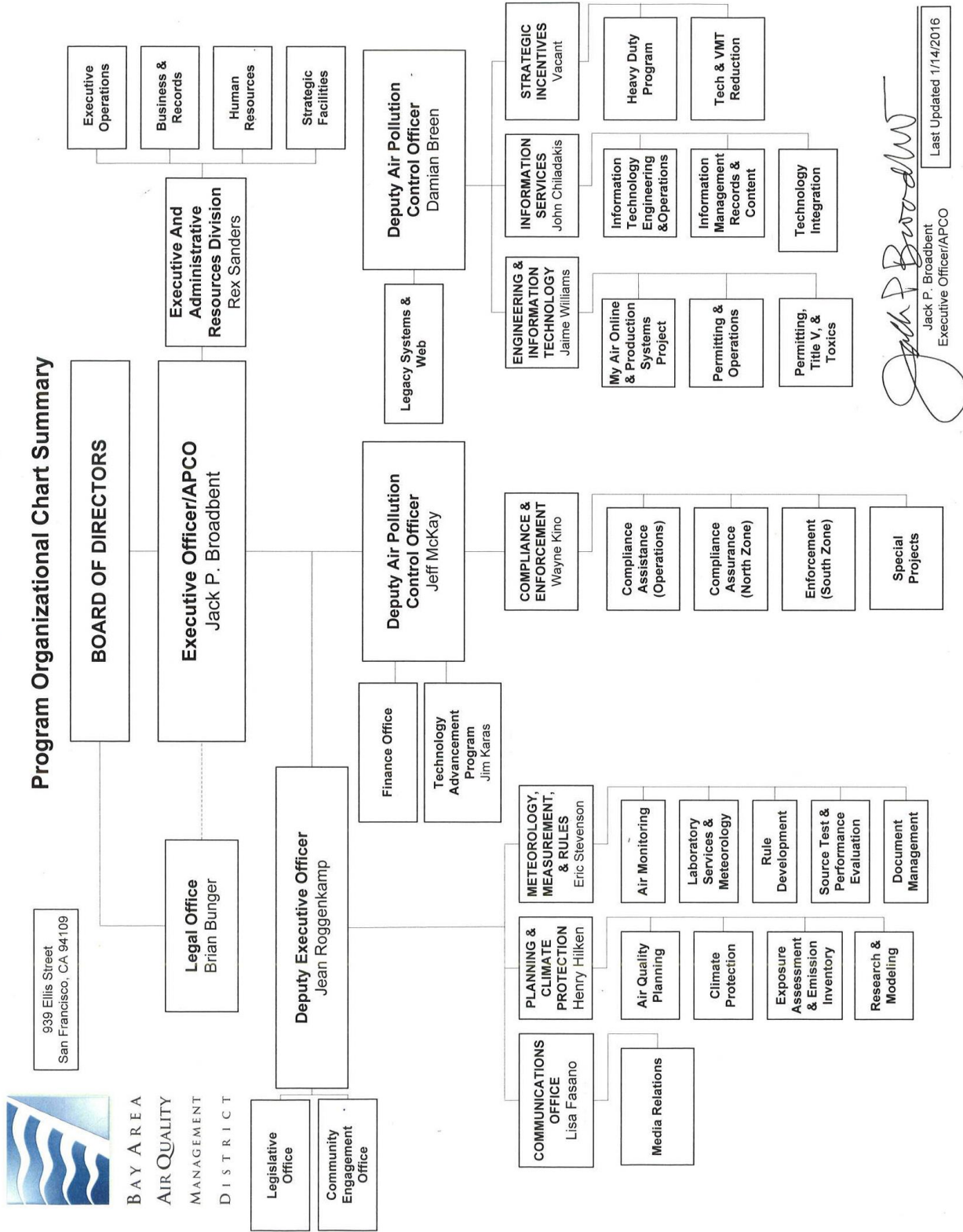
(PAGE INTENTIONALLY LEFT BLANK)

APPENDICES

APPENDIX A

PROGRAM ORGANIZATIONAL CHART SUMMARY

Program Organizational Chart Summary



Jack P. Broadbent
 Jack P. Broadbent
 Executive Officer/APCO
 Last Updated 1/14/2016

APPENDIX B

SELECTED LEGAL REQUIREMENTS

The following highlights selected major legal requirements regarding the use and collection of funds that are considered when developing and reviewing the Air District's budget:

1. Federal law requires that the Air District collect fees from affected facilities to fund the implementation of Title V of the Federal Clean Air Act (42 U.S.C. Section 7401, et seq. and implementing regulations in 40 CFR Parts 60 and 70). Implementation of Title V includes all activities involved in the review, issuance, and enforcement of Title V Permits. "Affected facilities" include all major stationary sources as defined in the Federal Clean Air Act.
2. Revenue received by the Air District pursuant to *California Health and Safety Code* Section 44220, et seq. (Transportation Fund for Clean Air (TFCA)) may only be used to fund approved projects, and certain expenditures incurred for administration of the TFCA program, including audits. The expenditures for the administration of TFCA grants are contained in the Transportation Fund for Clean Air Administration, Program #308. Air District sponsored and managed TFCA projects include the Smoking Vehicle Program #304; a portion of Intermittent Control Programs #306, Transportation fund for clean Air Administration #308 and Regional Bikeshare Program #315.
3. Permit fee revenue may only be used to fund activities associated with the permitting, monitoring, and enforcement of regulations affecting permitted stationary sources. Past audits of District activities have shown that the Air District's programs meet this test.
4. Funding from several sources, including grants, is restricted, and thus may only be used to fund certain activities. Air District accounts are periodically audited to ensure that such funds are used appropriately.
5. *California Health and Safety Code* Section 40131(a)(3) requires that two public hearings be held regarding the adoption of the District budget. The first hearing is for the exclusive purpose of reviewing the budget and providing the public with the opportunity to comment upon the proposed budget. This hearing must be separate from the hearing at which the District adopts its budget. The adoption hearing may not be held any sooner than two weeks after the first hearing. Thirty (30) days public notice must be given before the first public hearing.

The Maintenance of Effort (MOE) level refers to a Federal EPA Section 105 grant condition. This condition states that, "No agency shall receive any grant under this section during any fiscal year when its expenditures of non-Federal funds for recurrent expenditures for air pollution control programs will be less than its expenditures were for such programs during the preceding fiscal year unless the Administrator, after notice and opportunity for public hearing, determines that a reduction in expenditures is attributable to a non-selective reduction in the expenditures in the programs of all Executive branch agencies of the applicable unit of Government." Depending on the expenditures reported on the Federal Status Report (FSR) at the conclusion of the federal FYE 2016, receipt of the Federal grant funds for FYE 2017 could be delayed or jeopardized because of this MOE requirement.

APPENDIX C

FUND BALANCES

(RESERVES AND DESIGNATIONS) PROVISIONS FOR RESERVES DETAIL FYE 2017

FUND BALANCES	6/30/2015 Audited	6/30/2016 Projected	6/30/2017 Projected
Reserves:			
Reserve for Capital Equipment Contingency	\$1,000,000	\$1,360,000	\$860,000
Reserve for Economic Contingency	\$10,114,309	\$15,159,959	\$15,754,025
Reserve for IT-Desktop Equipment	\$500,000		
Reserve for IT-Event Response	\$500,000	\$500,000	\$500,000
Reserve for Parking Infrastructure		\$500,000	\$500,000
Reserve for Pension & Post Employment Liability	\$1,800,000	\$1,600,000	\$800,000
Reserve for Tech-Meteorological Network Equipment	\$417,100	\$417,100	\$417,100
Reserve for Tech-Mobile Monitoring Instruments	\$450,000	\$450,000	\$450,000
Reserve for GHG Abatement Technology Study		\$1,500,000	\$1,500,000
Reserve for Worker's Comp Self-Funding	\$1,000,000	\$1,000,000	\$1,000,000
	\$15,781,409	\$22,487,059	\$21,781,125
Unreserved and Undesignated	\$15,122,475	\$8,416,825	\$705,934
Proposed Use of Fund Balance		(\$8,416,825)	(\$705,934)
TOTAL SPECIAL RESERVES	\$30,903,884	\$22,487,059	\$21,781,125
Building Proceeds	\$14,168,200	\$14,168,200	\$5,168,200
Building Financing Cost		(\$9,000,000)	
TOTAL BUILDING PROCEEDS	\$14,168,200	\$5,168,200	\$5,168,200
TOTAL FUND BALANCE	\$45,072,084	\$27,655,259	\$26,949,325

APPENDIX C

FUND BALANCES (Reserves and Designations)

APPENDIX C depicts the actual unrestricted cash at the end of FYE2015, as well as, the adopted amount for FYE2016 and projection for FYE2017. During FYE2016, \$8,416,825 was approved by the Board as transfers to the operating budget to meet contractual obligations to for the Wood Smoke Program, parking infrastructure acquisition, IT technology infrastructure and other capital equipment purchases. In addition, \$9.0M was transferred from the Building Proceeds Reserves to pay towards the acquisition cost of the District's new headquarters with the remainder for capital equipment purchases. For FYE2017, a recommendation of \$705,934 is proposed from fund balance reserves to meet contractual obligations to pay for capital equipment purchases. In an effort to remain fiscally prudent, the District established an economic contingency reserve policy (greater than 20% of General Fund operating expense) to ensure the stability of services for a period of time and the ability to set aside fund for anticipated projects and future obligations. The following is a brief description summarizing reserves categories for FYE2017:

- Reserve for Capital Equipment established in FYE2002 to purchase and replace equipment as needed.
- Reserve for Economic Contingency was established in FYE2008 at the request of the Board for unplanned expenditures and/or unanticipated loss in revenues.
- Reserve for Desktop Equipment established in FYE2014 to replace District's computers that are reaching their life expectancy and will no longer be supported. There is a need to support a more mobile workforce, especially with the District's relocation to 375 Beale.
- Reserve for Event Response established in FYE2014 to address information technology related incidents that compromises the District's IT systems.
- Reserve for Parking Infrastructure was established in FYE2016 for anticipated improvement to the parking infrastructure.
- Reserve for Pension Retirement & Post-Employment Benefits established in FYE2002 to prefund Cal PERS to reduce future rate increases to pension benefits over time and fund future Other Post-Employment Benefits (OPEB) obligations to reduce unfunded OPEB liability over time.
- Reserve for Meteorological Network Equipment established in FYE2014 to replace network equipment that is no longer supported and has past the end of its useful life.
- Reserve for Mobile Monitoring Instruments established in FYE2014 to purchase instruments to operate the Air District's Mobile Monitoring Program.
- Reserve for GHG Abatement Technology Study established in FYE2015 to provide funding, via the Air District's Clean Air Foundation, for a study into the best available control technology for greenhouse gases at permitted sources.
- Reserve for Worker's Compensation established in FYE2004 as a result self-funded policy which requires the District to pay for potential claims over and above its deductible limits.
- Reserve Building Proceeds established in FYE2015 from the sale of 939 Ellis Building and will be used towards the acquisition of 375 Beale and associated obligations.

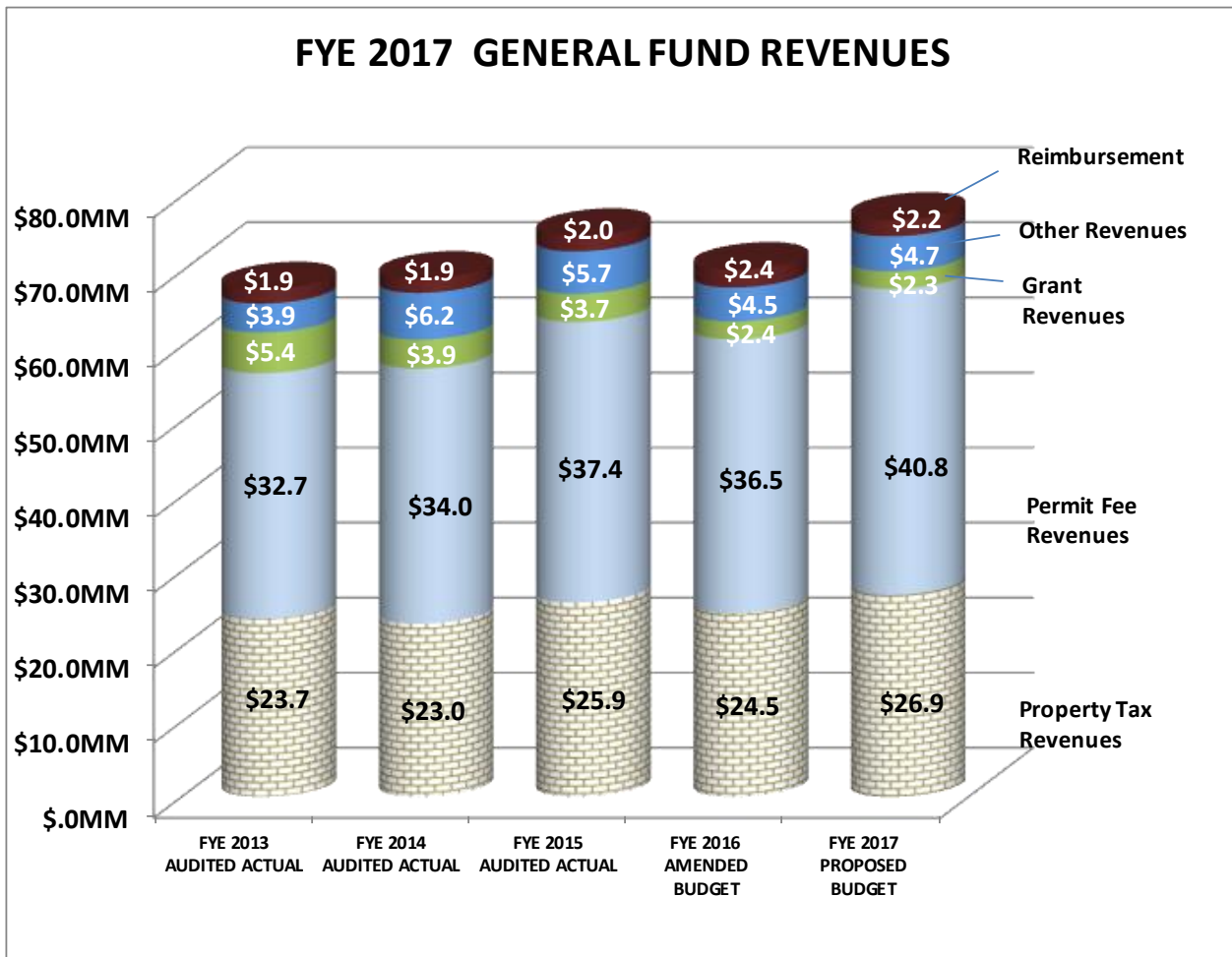
APPENDIX D

Figure 1

Sources of Revenue Trends

Figure 1 below graphically displays the trends in the sources of revenue used to fund expenditures each year from FYE 2013 through FYE 2015 along with the adopted and proposed budget for FYE 2016 and FYE 2017, respectively.

As seen from Figure 1, permit fees are the District's largest single source of revenue. Permit fees fluctuated from FYE 2013 through FYE 2015 as a result of certain fees being billed and collected on a two-year cycle. Projected fee revenues are expected to increase approximately 11.8% in FYE 2017. County revenues are expected to increase by 9.8% in FYE 2017 based on increased property valuation. Other Revenues, Grants and Reimbursement Revenues sources are projected to increase slightly in FYE 2017.

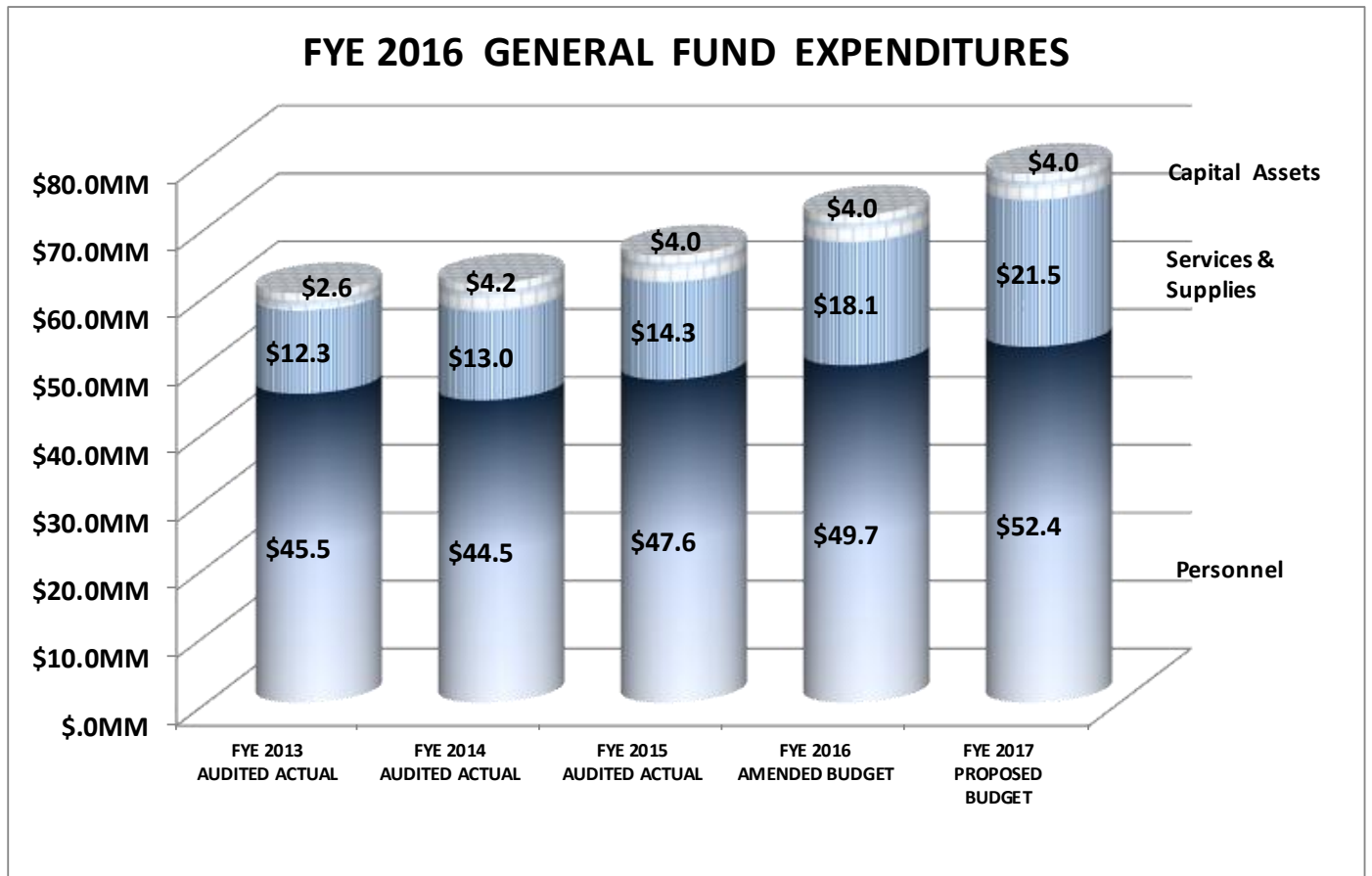


APPENDIX E

FIGURE 2

EXPENDITURE TRENDS

Below Figure 2 shows the trends in actual expenditures from FYE 2013 through FYE 2015 along with the adopted and proposed budget expenditures for FYE 2016 and FYE 2017, respectively. From FYE 2013 through FYE 2015, total General Fund have risen at an average rate of 6% from \$60.3 million to \$65.9 million due to increased Personnel Costs and Services & Supplies expenditures. The FYE 2017 General Fund Proposed Budget shows a projected \$6.1 million increase in expenditures over FYE 2016; which is mainly attributed to increased expenditures in Services and Supplies and Personnel Costs next year.



APPENDIX F

DETAIL

PROJECTED REVENUES AND EXPENDITURES

Revenue Assumptions

County Property Tax revenue is expected to increase slightly this year based on housing valuations and county receipt information, with projected underlying increases in future years of not more than the allowable 2% of Secured Taxes, as stipulated under *Health & Safety (Code)* Section 40271. The Code established the funding formula by which the District receives its revenue from this source.

Permit Fees should continue to increase in accordance with the Cost Recovery study as the Air District will implement the recommendations contained in the study. The Air District has also established the use of the Cost of Living Adjustment (COLA) as a means to maintain the costs associated with processing operating permit renewals and new and modified permit requests.

Restoration of the State Subvention instituted five (5) years ago, has been realized and State funding for FYE 2017 remains at the \$1.7 million level same as FYE 2015. The Air District anticipates steady increases in funding through Federal Grant Assistance Programs.

Expenditure Assumptions

Future Cost of Living Adjustments (COLA) increases.

Health benefit costs will continue to increase.

Cal PERS rates will continue to increase.

Services and Supplies will remain relatively steady; except for fluctuates due to one-time expenditures.

Capital expenditures will remain flat in FYE 2017 as most cost associated with the initial acquisition to 375 Beale will be incurred in FYE 2016.

APPENDIX F
GENERAL FUND 3 YR PROJECTED REVENUE - DETAIL

	FYE 2015	FYE 2016	FYE 2017	FYE 2018	FYE 2019
	Audited	Amended	Approved	Projected	Projected
	Revenue &	Revenue &	Revenue &	Revenue &	Revenue &
	Transfers	Transfers	Transfers	Transfers	Transfers
<i>County Revenue</i>					
Alameda	\$4,590,000	\$4,450,423	\$4,755,763	\$4,945,994	\$5,094,373
Contra Costa	\$3,019,343	\$2,805,510	\$3,186,968	\$3,314,447	\$3,413,880
Marin	\$1,251,191	\$1,219,920	\$1,435,275	\$1,492,686	\$1,537,467
Napa	\$872,824	\$818,040	\$967,722	\$1,006,431	\$1,036,624
San Francisco	\$3,680,507	\$3,764,614	\$3,952,845	\$4,110,959	\$4,234,288
San Mateo	\$3,560,296	\$3,350,700	\$3,708,509	\$3,856,849	\$3,972,555
Santa Clara	\$6,971,062	\$6,242,298	\$6,741,428	\$7,011,085	\$7,221,418
Solano	\$678,972	\$621,690	\$667,104	\$693,788	\$714,602
Sonoma	\$1,235,203	\$1,206,150	\$1,454,113	\$1,512,278	\$1,557,646
<i>Total County Revenue</i>	\$25,859,397	\$24,479,345	\$26,869,727	\$27,944,516	\$28,782,852
<i>Other General Fund Revenue</i>					
Annual Plant Renewal	\$27,121,242	\$26,680,000	\$30,005,511	\$32,105,897	\$34,032,251
Title V Permit Fees	\$4,490,995	\$4,325,000	\$4,687,437	\$5,015,558	\$5,316,491
Asbestos Fees	\$3,247,403	\$2,400,000	\$2,600,000	\$2,782,000	\$2,948,920
Toxic Inventory Fees (AB2588)	\$408,666	\$555,000	\$392,953	\$406,706	\$414,840
Registration Fees	\$144,807	\$200,000	\$410,775	\$425,152	\$433,655
Hearing Board Fees (Variances)	\$31,765	\$20,000	\$20,000	\$20,400	\$20,808
Greenhouse Gas Fees	\$1,945,357	\$2,295,000	\$2,673,300	\$2,860,431	\$3,032,057
Penalties and Settlements	\$2,712,385	\$2,000,000	\$2,200,000	\$2,266,000	\$2,333,980
Federal Grants	\$2,559,252	\$1,825,279	\$1,886,016	\$1,923,736	\$1,962,211
State Subvention	\$1,723,225	\$1,722,000	\$1,722,000	\$1,756,440	\$1,791,569
CMAQ Funding	\$888,698	\$885,000	\$885,000	\$893,850	\$902,789
DHS Biowatch Funding	\$1,152,134	\$1,471,475	\$1,288,461	\$1,314,230	\$1,327,373
Interest Income	\$494,601	\$200,000	\$200,000	\$204,000	\$208,080
Carl Moyer	\$361,797	\$544,838	\$446,555	\$455,486	\$464,596
Other Grants	\$822,581				
Miscellaneous Revenue	\$122,584	\$200,000	\$150,000	\$153,000	\$156,060
PERP(Portable Equip Registration)	\$608,087	\$400,000	\$400,000	\$408,000	\$416,160
<i>Total Other General Fund Revenue</i>	\$48,835,579	\$45,723,592	\$49,968,008	\$52,990,886	\$55,761,838
<i>Transfers in from/(out to) Reserves</i>					
Transfer (to) Reserves	(\$8,329,929)	\$10,316,825	\$705,934		
Transfer In	\$1,331,435	\$963,171	\$840,290	\$426,589	\$526,377
<i>Total Transfers in from/(out to) Reser</i>	(\$6,998,494)	\$11,279,996	\$1,546,224	\$426,589	\$526,377
<i>Total County, Other General Fund Revenue & Transfers</i>					
	\$67,696,482	\$81,482,933	\$78,383,959	\$81,361,992	\$85,071,066

APPENDIX F
GENERAL FUND 3 YR PROJECTED EXPENDITURE - DETAIL

	FYE 2015 Audited Program Expenditures	FYE 2016 Amended Program Expenditures	FYE 2017 Proposed Program Expenditures	FYE 2018 Projected Program Expenditures	FYE 2019 Projected Program Expenditures
Number of Positions (FTE)	287.71	307.94	315.58	315.58	315.58
Personnel Expenditures					
Permanent Salaries	\$31,334,506	\$33,464,997	\$35,407,494	\$36,398,904	\$37,490,871
Overtime Salaries	\$319,143	\$311,408	\$297,428	\$301,889	\$310,946
Temporary Salaries	\$389,599	\$87,554	\$77,554	\$79,493	\$81,878
Payroll Taxes	\$541,002	\$480,797	\$506,883	\$511,951	\$522,190
Pension Benefits	\$3,944,203	\$5,074,436	\$5,817,803	\$5,992,337	\$6,291,954
FICA Replacement Benefits	\$1,110,175	\$570,624	\$584,637	\$590,483	\$602,293
Group Insurance Benefits	\$6,641,759	\$7,670,136	\$8,350,251	\$9,185,276	\$10,103,803
Employee Transportation Subsidy	\$327,592	\$448,726	\$470,196	\$474,898	\$489,145
Workers' Compensation	\$130,695	\$211,542	\$212,980	\$215,110	\$221,563
Other Post-Employment Benefits	\$2,773,002	\$2,759,260	\$2,778,000	\$2,805,780	\$2,889,953
Board Stipends	\$71,597	\$92,000	\$92,000	\$92,092	\$92,184
Vacancy Savings		(\$1,476,588)	(\$2,171,153)	(\$1,678,951)	(\$2,182,636)
Total Personnel Expenditures	\$47,583,273	\$49,694,892	\$52,424,072	\$54,969,262	\$56,914,144
Services & Supplies Expenditures					
Travel In-State	\$126,984	\$181,623	\$222,759	\$224,987	\$229,486
Travel Out-Of-State	\$70,268	\$66,142	\$135,776	\$137,134	\$139,876
Training & Education	\$205,088	\$629,216	\$673,424	\$680,158	\$693,761
Repair & Maintenance (Equipment)	\$628,876	\$904,278	\$947,684	\$957,161	\$976,304
Communications	\$556,687	\$708,089	\$727,981	\$735,261	\$749,966
Building Maintenance	\$771,778	\$374,796	\$262,707	\$265,334	\$270,641
Utilities	\$478,350	\$310,696	\$187,613	\$189,489	\$193,279
Postage	\$45,896	\$131,240	\$131,240	\$132,552	\$135,203
Printing & Reproduction	\$149,500	\$439,439	\$471,839	\$476,557	\$486,089
Rents & Leases	\$2,273,758	\$11,239,540	\$2,552,451	\$2,577,976	\$2,629,535
Professional Services & Contracts	\$7,286,045	\$10,062,648	\$12,906,152	\$13,035,214	\$13,295,918
General Insurance	\$559,274	\$650,000	\$650,000	\$656,500	\$669,630
Shop & Field Supplies	\$240,637	\$403,239	\$486,605	\$491,471	\$501,300
Laboratory Supplies	\$140,100	\$143,627	\$147,182	\$148,654	\$151,627
Gasoline & Variable Fuel	\$170,089	\$150,000	\$200,000	\$202,000	\$206,040
Computer Hardware & Software	\$253,658	\$493,059	\$638,122	\$644,503	\$657,393
Stationery & Office Supplies	\$47,246	\$95,127	\$111,652	\$112,769	\$115,024
Books & Journals	\$39,719	\$56,876	\$59,951	\$60,551	\$61,762
Minor Office Equipment	\$3,442	\$20,353	\$25,353	\$25,607	\$26,119
Total Services & Supplies Expenditures	\$14,312,841	\$27,060,988	\$21,538,491	\$21,753,876	\$22,188,953
Capital Expenditures					
Computer & Network Equipment	\$2,739,828	\$3,175,000	\$2,800,000	\$2,828,000	\$2,884,560
Motorized Equipment	\$54,086	\$40,790	\$89,900	\$90,507	\$94,738
Lab & Monitoring Equipment	\$809,615	\$416,825	\$676,034	\$682,794	\$716,934
Total Capital Expenditures	\$3,971,992	\$4,000,615	\$3,965,934	\$4,005,301	\$4,120,432
Transfer Out	\$425,000	\$726,439	\$455,462	\$633,552	\$1,847,537
Total Expenditures	\$66,293,081	\$81,482,933	\$78,383,959	\$81,361,991	\$85,071,067
Program Distributions	\$1,403,397				
Total Expenditures, Including Distributions	\$67,696,482	\$81,482,933	\$78,383,959	\$81,361,992	\$85,071,066

APPENDIX G

DEFINITIONS

AB 434 (Assembly Bill 434) – This enacted bill resulted in *California Health and Safety Code* Section 44241 which authorizes the District to levy a fee on motor vehicles registered in the District. The revenue must be used to fund specified programs aimed at the reduction of air pollution from motor vehicles. The bill allows the District to allocate not more than five percent (5%) of the fees distributed for administrative costs. See TFCA (Transportation Fund for Clean Air).

AB 923 (Assembly Bill 923) – This enacted bill allows an additional \$2 surcharge on Motor Vehicle Registration fees for MSIF (Mobile Source Incentive Fund).

AHM (Acutely Hazardous Material) – Those materials that have been defined as such by either State or Federal regulations as being hazardous to human health.

AIRS (Aerometric Information Retrieval System) – Computerized information system as delineated by the EPA (Environmental Protection Agency).

APCO – Air Pollution Control Officer – Appointed by the Board of Directors.

Appropriation – A legal authorization to incur obligations and to make expenditures for specific purposes.

Association of Bay Area Governments (ABAG) – Regional agency covering the nine counties of the Bay Area, responsible for population projections, various services for local agencies, and co-lead agency for federal air quality planning.

A&WMA (Air & Waste Management Association) – The international nonprofit organization of regulatory, business, academic and research communities for air and waste management professionals.

BACT (Best Available Control Technology) – The lowest achievable emission rate to be applied to new and modified stationary sources pursuant to the District's New Source Review permitting program.

Board – Board of Directors and also Hearing Board. The Board of Directors is the governing body of the District. The Hearing Board is appointed by the Board of Directors. (See Programs 121 and 122).

CARB or ARB (California Air Resources Board) – The State agency responsible for setting California Ambient Air Quality Standards (CAAQS) and motor vehicle emission standards, and for overseeing implementation of the California Clean Air Act.

California Clean Air Act 1988 – Statutory scheme to reduce air pollution from stationary and mobile sources as set forth in *California Health and Safety Code* Section 39600 et seq.

CEC (California Energy Commission) – The state agency responsible for energy policy and planning.

CAPCOA (California Air Pollution Control Officers Association) – Organization comprised of local air pollution control officials; human resource and fiscal staff are also members.

CEMS – (Continuous Emissions Monitoring Systems) – Technology that allows the District to measure certain emissions on a continuous basis.

CEQA (California Environmental Quality Act) – State law that requires public agencies to analyze environmental impacts of proposed projects and plans. (*California Public Resources Code* Section 21000 et seq.)

CFC (Chlorofluorocarbon) – Any of a group of compounds that contain carbon, chlorine, fluorine and sometimes hydrogen and are used as refrigerants, cleaning solvents, and aerosol propellants and in the manufacture of plastic foams.

Clean Air Act Amendments of 1990 – Revisions to the Federal legislation governing air quality planning and control programs to meet National ambient air quality standards.

CMA (Congestion Management Agency) – Countywide agency responsible for preparing and implementing congestion management programs.

CMAQ – (Congestion Mitigation and Air Quality) - The District receives funding under this grant to fund the Spare the Air campaign.

Contractual Services – Services rendered to a government by private firms, individuals, or other governmental agencies.

COLA (Cost of Living Adjustment) – An adjustment to salaries based on the increased cost of living as defined by the percent change in the U.S. Department of Labor's Consumer Price Index.

DAPCO (Deputy Air Pollution Control Officer) – Deputy Officer to the APCO.

Environmental Justice – The fair treatment of people of all races and incomes with respect to development, implementation, and enforcement of environmental laws, regulations, and policies. Fair treatment implies that no person or group of people should shoulder a disproportionate share of negative environmental and economic impacts resulting from the execution of environmental programs.

EPA (Environmental Protection Agency) – Federal agency that oversees air, water and waste management. An assistance grant is provided to various agencies in their efforts to reduce air pollution.

EPA 103 Grant – Provides funding for all aspects of operating the PM_{2.5} fine particulate monitoring program as well as BioWatch, the National Air Toxic Trends Study (NATTS) Program and other supplemental study programs awarded by the EPA.

EPA 105 Grant – Grant pursuant to federal Clean Air Act Section 105.

Fiscal Year – A twelve-month period designated as the operating year for accounting and budgeting purposes in an organization; July 1 through June 30 is the fiscal year for the District.

FICA (Federal Insurance Corporation Act) Replacement Benefits – In 1981, District employees elected to terminate participation in Social Security. FICA costs listed in the budget reflect the replacement benefit premiums paid in lieu of Social Security.

Fixed Assets – Assets of long-term character that are intended to continue to be held or used, such as land, buildings, machinery, furniture and other equipment.

FTE (Full-time Equivalent Position) – A position converted to the decimal equivalent of a full-time position based on 2,080 hours of work per year.

Fund – A fiscal entity with revenues and expenditures that are segregated for the purpose of carrying out a specific purpose or activity.

Fund Balance – Designated – That portion of the unreserved fund balance designated by the governing body to indicate tentative plans for financial resource utilization in a future period.

Fund Balance – Reserved – That portion of the fund balance obligated by the issuance of purchase orders or contracts (encumbrances), or otherwise obligated and unavailable to meet the District's operating expenditures.

Fund Balance – Undesignated – That portion of the unreserved fund balance that represents the accumulated surplus which, as specified in the *California Government Code*, is restricted to the following uses: to meet cash requirements before the proceeds from revenues are available, to meet emergency expenditures, and at the end of each fiscal year to meet current year operating or subsequent year budget deficits.

Fund Balance – Unreserved – That portion of the fund balance available to finance District operating expenditures.

Fund Balances – The equity accounts for the governmental fund types.

IRIS (Integrated Reporting Information System) – The name of the District's database conversion project.

MACT (Maximum Achievable Control Technology) – EPA standards mandated by the 1990 amendments to the Federal Clean Air Act for control of toxic air contaminants.

Metropolitan Transportation Commission (MTC) – Bay Area regional agency responsible for transportation planning, financing and coordination; co-lead agency for Federal air quality planning.

MSIF (Mobile Source Incentive Fund) – The Air District's grant program for allocating revenues from an additional motor vehicle registration fee surcharge for implementation of eligible projects.

NOV (Notice of Violation) – A written citation informing a facility, or individual, that it has violated a specific air quality regulation or rule.

OVA (Organic Vapor Analyzer) – Hand-held analyzer used to detect organic vapor leaks from valves and other chemical and refinery equipment.

PERS (Public Employees Retirement System) – The retirement system contracted by the District to provide retirement benefits to employees.

Program Budget – A budget that allocates financial resources to functions or activities of government, rather than to specific types of expenditure, or to specific departments.

PSM (Process Safety Management) – Federal OSHA regulation that requires industrial safety audits.

Request for Proposals (RFP) – A document requesting bids to provide specified services or supplies.

RMPP (Risk Management and Prevention Plan) – State Program that the District monitors to prevent accidental releases of hazardous materials.

SIP (State Implementation Plan) – Bay Area portion of California plan to attain and maintain national ambient air quality standards.

STAPPA/ALAPCO (STATE AND TERRITORIAL AIR POLLUTION PROGRAM ADMINISTRATORS AND THE ASSOCIATION OF LOCAL AIR POLLUTION CONTROL OFFICIALS (STAPPA/ALAPCO)) – Represents Air Pollution Control Agencies in 54 states and territories and over 165 major metropolitan areas across the United States.

State Subvention Revenue – Pursuant to Part 2, Chapter 5 of the *California Health and Safety Code*, the California Air Resources Board must subvene and distribute funds to Districts engaged in the reduction of air contaminants. The distribution is based on a per-capita basis of population contained in the District.

T-BACT (Toxic Best Available Control Technology) – The lowest achievable emission rate for toxic air contaminants at new or modified stationary sources.

TCM (Transportation Control Measure) – A strategy to reduce vehicle trips, vehicle use, vehicle miles traveled, vehicle idling, or traffic congestion for the purpose of reducing motor vehicle emissions.

TFCA (Transportation Fund for Clean Air) – The District's grant program for allocating revenues from a motor vehicle registration fee surcharge to public agencies for implementation of eligible projects that reduce motor vehicle emissions.

UNIX – A computer operating system.

UTM – A coordinate system for geographical locations.

Vehicle Buy Back – The District's sponsored incentive program for the scrapping of 1985 and older models funded under TFCA. The program will pay eligible owners \$650 to contract with a specific auto dismantler to have their vehicle dismantled.