

Bay Area Air Quality Management District

939 Ellis Street
San Francisco, CA 94109
(415) 771-6000

**Permit Evaluation
and
Statement of Basis
for
RENEWAL of**

MAJOR FACILITY REVIEW PERMIT

for

**Tesoro Refining and Marketing Company
Facility # B2758 & B2759**

Facility Address:

Golden Eagle Refinery	Amorco Terminal
150 Solano Way	1750 Marina Vista Way
Martinez, CA 94553	Martinez, CA 94553

Mailing Address:

Golden Eagle Refinery
150 Solano Way
Martinez, CA 94553

Application Engineer: Arthur Valla
Site Engineer: Arthur Valla

Application: 18261

TABLE OF CONTENTS

A.	Background	5
B.	Facility Description	6
C.	Permit Content.....	7
I.	Standard Conditions	7
II.	Equipment	9
III.	Generally Applicable Requirements	25
IV.	Source-Specific Applicable Requirements	32
V.	Schedule of Compliance	77
VI.	Permit Conditions	77
VII.	Applicable Limits and Compliance Monitoring Requirements	94
VIII.	Test Methods	122
IX.	Permit Shield:	123
X.	Revision History	125
XI.	Glossary	125
XII.	Applicable State Implementation Plan	125
D.	Alternate Operating Scenarios:	125
E.	Compliance Status:.....	125
	Appendices.....	126
	APPENDIX A – JUSTIFICATION FOR CHANGES IN GRANDFATHERED SOURCE THROUGHPUT LIMITS	127
	S-699 Tank A-699 API Separator Recovered Oil	127
	APPENDIX B – APPLICABILITY DETERMINATIONS	128
	S-700 Tank 2-A-700, API Separator Sludge	129
	S-513 Tank A-513 Wastewater Sludge.....	131
	S-699 Tank A-699 API Separator Recovered Oil	132

Placeholder for S-1416 Tank A-747 Sulfuric Acid Plant Spent Acid Tank.....	133
40 CFR 63 Subpart EEEE – Organic Liquids Distribution	134
Equipment Leaks; 40 CFR 63 Subpart CC Overlap	136
Organic Liquid Storage Tanks	140
Site Remediation MACT (40 CFR 63 Subpart GGGGG)	141

APPENDIX C – DETAILED CAM EVALUATION 147

APPENDIX D – ENGINEERING EVALUATIONS 162

Application 16082, Alteration to add Wastewater Drum to S1009 Alky Unit.....	163
Application 16822, S896 External Floating Roof Tank	167
Application 16850, S1008 Isocracker Unit HIR Compressor Leak Control	176
Application 16888, S913 NOx Box Revision.....	181
Application 16889, S951 NOx Box Revision.....	186
Application 16908, No. 5 Gas Plant Alteration	191
Application 17111, S1416 Spent Acid Tank	192
Application 17413, S804 FCCU Blowdown Tower Removal.....	194
Application 17470, Modification of S-916 NOx Box	196
Application 17472, S795 Perc Storage Vessel	201
Application 17478, S863 LPG Vaporizing System	211
Application 17500 S802 FCCU Consent Decree Conditions	215
Application 17537, Refinery Tanks Change in Conditions.....	223
Application 17712, Amorco Tanks Change in Conditions.....	252
Application 17752, Consent Decree Requirements for Flares	258
Application 17836, S920 Economizer Alteration.....	267
Application 17913, SRU Tail Gas Unit.....	269
Application 17928, Removal of Out of Service Sources.....	272
Application 18311, Delayed Coker Heaters Source Test Revisions	281
Application 18739, Removal of Fluid Coker Sources	289
Application 18748, S919 NOx Box Revision.....	303
Application 18752, 50 Unit Blowdown Tower Removal and New Flare.....	308
Application 18861, Change of Conditions for Fugitive Emissions	332
Application 18949, S1007 Stage 1 Hydrocracker Stripper Overhead Reroute	370
Application 18997, Cold Cleaners Exemption	373
Application 19300, S904 Remove CO Boiler Functionality	375
Application 19326, Avon Wharf Source Deletions	398
Application 19328, Crude Tank A-700 Change in Conditions	410
Application 19330, Amorco IC Engines.....	418
Application 19415, S1528 Alkylate Unloading Rack	423
Application 19419, Refinery IC Engines.....	427
Application 19647, Consolidation of Bubble Conditions 4357 & 8077.....	452
Application 19874, Combustion Sources Administrative Change in Conditions	538
Application 20143, S819 API Oil-Water Separator and S1026 DNF	613
Application 20259, Modification of S-909 NOx Box	623
Application 20359, Modification of S-920 NOx Box	628

Application 20679, Delayed Coker Throughput Change	633
Application 20929, Exemption for Cold Cleaners.....	635
Application 20977, Backup Steam Boilers S-1550 and S-1551	637
Application 20977, Exemption for Portable Diesel Pump S-1552.....	647
Application 21023, Ethanol Unloading and Storage Throughput Increase	649
Application 21464 , Furnace Duties Change of Conditions	662
Application 21711, Amendment to Address Administrative Appeal Items	695
Application 21732, Modification of S-919 NOx Box	738
APPENDIX E – TANK TABLES FROM REVISION 4 OF THE PERMIT	742
APPENDIX F – BAAQMD COMPLIANCE REPORT	1284

Title V Statement of Basis

A. Background

This facility is subject to the Operating Permit requirements of Title V of the federal Clean Air Act, Part 70 of Title 40 of the Code of Federal Regulations (CFR), and BAAQMD Regulation 2, Rule 6, Major Facility Review because it is a major facility as defined by BAAQMD Regulation 2-6-212. It is a major facility because it has the “potential to emit” (as defined by BAAQMD Regulation 2-6-218) more than 100 tons per year of a regulated air pollutant.

Major Facility Operating permits (Title V permits) must meet specifications contained in 40 CFR Part 70 as contained in BAAQMD Regulation 2, Rule 6. The permits must contain all “applicable requirements” (as defined in BAAQMD Regulation 2-6-202), monitoring requirements, recordkeeping requirements, and reporting requirements. The permit holders must submit reports of all monitoring at least every six months and compliance certifications at least every year.

In the Bay Area, state and District requirements are also applicable requirements and are included in the permit. These requirements can be federally enforceable or non-federally enforceable. All applicable requirements are contained in Sections I through VI of the permit.

Each facility in the Bay Area is assigned a facility identifier that consists of a letter and a 4-digit number. This identifier is also considered to be the identifier for the permit. The identifiers for these facilities are B2758 and B2759.

The District issued the initial Title V permit to these facilities on December 1, 2003. The permit has been reopened several times, as outlined below.

Revision 1: The District issued a reopened permit, Revision 1, that amended flare and Regulation 9-10 requirements, corrected errors, and incorporated some new sources and permit conditions on December 16, 2004. This reopening is generally referred to as “Revision 1”.

Revision 1.5: On October 8, 2004, EPA sent a letter formally objecting to the permit because it did not include monitoring or a design review for the destruction efficiency of thermal oxidizers. The permit was revised to address EPA’s objection in a reopening of the permit that was proposed on February 1, 2005. The revised permit was issued on April 12, 2005. This reopening is generally referred to as “Revision 1.5”. There are no revisions designated 1.1, 1.2, 1.3 or 1.4.

Revision 2: EPA’s October 8, 2004 letter also included comments identifying a number of issues to be resolved in the District’s refinery Title V permits. (Note that EPA commented on five refineries in this letter. Not all comments concern this facility.) To address those deficiencies, the District proposed another reopening, generally referred to as “Revision 2”, and published it for public comment on April 15, 2005. In addition, some issues raised in the refinery’s appeal to the December 16, 2004 permit and some refinery comments on that permit were addressed.

Revision 3: On March 15, 2005, shortly before the Revision 2 reopening was proposed, EPA issued an Order directing the District to reopen the permit to address possible deficiencies that EPA had identified based on petitions it received from the public to object to the permit. To address those possible deficiencies, the District proposed another reopening, generally referred to as Revision 3, in order to address the issues raised in the Order. The District proposed Revision 3 and published it for public comment on August 2, 2005. EPA and one other organization submitted comments. The District finalized Revision 2 and Revision 3 concurrently. The revised permit was issued on March 9, 2007.

Revision 4: During the time the District was addressing the issues of the Revision 2 reopening and the Revision 3 reopening, many permit applications were received from the facility. Revision 4 was a Significant Revision incorporating changes from all of these applications (listed in the statement of basis for that Revision). Revision 4 was the final permit revision prior to the 2008 permit renewal and forms the basis for the renewal submission. The revised permit was issued on March 20, 2008.

This application is for a 5-year permit renewal. Although the current permit expired on November 30, 2008, it continues in force until the District takes final action on the permit renewal. The proposed permit shows all changes to the permit in ~~strikeout~~/underline format. Details of proposed permit changes are listed in Section C of this document.

Pursuant to Regulation 2, Rule 6, section 416, the District has reviewed the terms and conditions of this Major Facility Review permit and determined that they are still valid and correct. This review included an analysis of all applicability determinations for all sources, including those that have been modified or permitted since the issuance of the initial Major Facility Review Permit. The review also included an assessment of the sufficiency of all monitoring for determination of compliance with applicable requirements. The statement of basis documents for permit revisions that have occurred since the initial Major Facility Review permit was issued are hereby incorporated by reference and are available upon request.

B. Facility Description

The Title V permit includes the Refinery and the Amorcó Terminal.

An oil refinery is an intermediary between crude oil and a refined product. It takes dirty, low-value oil from the ground and distills it under atmospheric pressure into its primary components: gases (light ends), gasolines, kerosene and diesels (middle distillates), heavy distillates, and heavy bottoms. The heavy bottoms go on to a vacuum distillation unit to be distilled again, this time under a vacuum, to salvage any light ends or middle distillates that did not get separated under atmospheric pressure; the heaviest bottoms continue on to a coker or an asphalt plant.

Other product components are processed by downstream units to be cleaned (hydrotreated), cracked (catalytic or hydrocracking), reformed (catalytic reforming), or alkylated (alkylation) to form gasolines and high-octane blending components, or to have sulfur or other impurities removed to make over-the-road diesel (low sulfur) or off-road diesel (higher sulfur). Depending on the process units in a refinery and the crude oil input, an oil refinery can produce a wide range of salable products: many different grades of gasoline and gasoline blend stocks, several grades

of diesel, kerosene, jet and aviation fuel, fuel oil, bunker fuels, waxes, solvents, sulfur, coke, asphalt, or chemical plant feedstocks.

A more detailed description of petroleum refinery processes and the resulting air emissions may be found in Chapter 5 of EPA's publication AP-42, Compilation of Air Pollutant Emission Factors. This document may be found at:

<http://www.epa.gov/ttn/chief/ap42/ch05/>

The principal sources of air emissions from refineries are:

- Combustion units (furnaces, boilers, and cogeneration facilities)
- FCC (Fluidized Catalytic Cracking)
- Storage tanks
- Fugitive emissions from pipe fittings, pumps, and compressors
- Sulfur plants
- Wastewater treatment facilities

Combustion unit emissions are generally controlled through the use of burner technology, steam injection, or selective catalytic reduction. Emissions from the FCCU are controlled through the use of improved catalyst regeneration, CO boilers, electrostatic precipitators, hydrotreating the feed, and use of catalysts to remove impurities. Storage tank emissions are controlled through the use of add on control and or fitting loss control. Fugitive emissions have been controlled through the use of inspection and maintenance frequencies. Sulfur plants are equipped with tail gas units to reduce emissions. Wastewater treatment facilities are controlled by covering units, gasketing covers, and add on controls such as carbon canisters.

C. Permit Content

The legal and factual basis for the permit follows. The permit sections are described in the order presented in the permit.

I. Standard Conditions

This section contains administrative requirements and conditions that apply to all facilities. Many of these conditions derive from 40 CFR § 70.6, Permit Content, which dictates certain standard conditions that must be placed in the permit. The language that the District has developed for many of these requirements has been adopted into the BAAQMD Manual of Procedures, Volume II, Part 3, Section 4, and therefore must appear in the permit.

The standard conditions also contain references to BAAQMD Regulation 1 and Regulation 2. These are the District's General Provisions and Permitting rules.

Changes to permit:

Changes to Section I				
	Sources	Location	Change	Reason
1	NA	I.A	Updated dates of adoption and approval of rules	Update
2	NA	I.A	Add BAAQMD Regulation 2, Rule 5 - New Source Review of Toxic Air Contaminants and SIP Regulation 2, Rule 6 - Permits, Major Facility Review	Update
3	NA	I.B.1 I.F I.G	Removed dates from December 1, 2003 permit and left placeholders for dates to be added relative to the renewal permit issue.	Update
4	NA	I.B.1	Added, "If the permit renewal has not been issued by [Expiration Date + 1 day], but a complete application for renewal has been submitted in accordance with the above deadlines, the existing permit will continue in force until the District takes final action on the renewal application." Added Regulation 2-6-407 to basis.	Add "application shield" pursuant to BAAQMD Regulation 2-6-407
5	NA	I.B.11	Add Regulation 2-6-409.20 to basis	
6	NA	I.E.2 I.F	Removed Regulation 3 from basis of these conditions	
7	Reserved			
8	NA	I.J.1 I.J.2	Revised to correct Table II numbers to correspond with reorganization of Section II	Update
9	NA	I.J.2	Added language to clarify the throughput limits listed in Section II for grandfathered sources. Added application submittal requirement for throughput exceedance.	Revised to improve clarity of the applicability of Grandfathered Limits.
10	NA	I.J.3	Condition I.J.3 Move permit condition from Condition 19528, Part 16 to Standard Condition I.J.3	Consistent with other BAAQMD facilities (A0901).

II. Equipment

This section of the permit lists all permitted and exempt sources. Each source is identified by an S and a number (e.g., S24).

Permitted sources are those sources that require a BAAQMD operating permit pursuant to Regulation 2-1-302. Exempt sources are those sources that are exempt from permitting in accordance with an exempt in BAAQMD Regulation 2, Rule 1. The applicable exemption is listed for each exempt source.

All abatement (control) devices that control permitted or exempt sources are listed. Each abatement device whose primary function is to reduce emissions is identified by an A and a number (e.g., A-24). If a source is also an abatement device, such as when an engine controls VOC emissions, it will be listed in the abatement device table but will have an “S” number. An abatement device may also be a source (such as a thermal oxidizer that burns fuel) of secondary emissions. If the primary function of a device is to control emissions, it is considered an abatement (or “A”) device. If the primary function of a device is a non-control function, the device is considered to be a source (or “S”).

The equipment section is considered to be part of the facility description. It contains information that is necessary for applicability determinations, such as fuel types, contents or sizes of tanks, etc. This information is part of the factual basis of the permit.

Each of the permitted sources has previously been issued a permit to operate pursuant to the requirements of BAAQMD Regulation 2, Permits. These permits are issued in accordance with state law and the District’s regulations. The capacities in the permitted sources table are the maximum allowable capacities for each source, pursuant to Standard Condition I.J and Regulation 2-1-403.

Following is a list of the changes in Section II for the 2008 Renewal:

Changes to Section II				
	Source	Location	Change	Reason
1	NA	II-A1	Change Table number; was Table IIA. Move “Plant #B2758 – Tesoro Refining and Marketing Company” and add, “– Golden Eagle Refinery”	Administrative
2	Throughout	II-A1	Add information and make editorial changes to Description, Model, Capacity, and Grandfathered Limit or Fire Limit and Basis columns to clarify.	Administrative
3	Throughout	II-A1	Add abatement devices to Description column where applicable	Administrative
4	S103	II-A1	Delete source	Demolished and replaced by S-1525 Application 18835/18832
5	S106, S107, S114	II-A1	Delete sources	Sources demolished Application 19326/19327
6	S115	II-A1	Add source	Correct omission
7	S125	II-A1	Delete source	Administrative. Source removed from service approximately 1985.
8	S135, S279, S280, S311, S317, S324, S325, S431, S452, S457, S490, S499, S655, S657, S663, S936, S938, S991, S1100 (MTBE), S1100 (iso-octene), S1417	II-A1	Delete demolished sources, permanently out of service sources, and sources that were never constructed	Application 17928/17458.
8a	S697, S698, S741	II-A1	Delete sources	Out of Service

Changes to Section II				
	Source	Location	Change	Reason
9	Reserved			
10	S513	II-A1	Correct contents from “Distillate Oil, Gas Oil” to “Wastewater Sludge”	Correction.
11	S529, S530	II-A1	Added “Out of Service” to Description column	Sources are permanently OOS, but have not been prepared for demolition, so permits have not been surrendered
12	Reserved			
12a	Reserved			
12b	S612	II-A1	Correct Description to remove “gasoline”	Gasoline removed as allowable material stored in S612 in Application 11091. Not removed from Title V permit source description.
12c	S622	II-A1	Moved to Exempt Table	Application 10476
13	S629	II-A1	Added	Correct Omission
14	S699	II-A1	Correct capacity from 500K bbl/yr to 3,838K bbl/yr. Correct contents from “Hydrocarbon” to “API Separator Recovered Oil”	See Appendix A for detailed justification of grandfathered limit change. See Appendix B for applicability determination.
14a	S700	II-A1	Correct contents from “Crude Oil, Waste Water” to “API Separator Sludge”	Application 19328/19329. See Appendix B.
14b	S714	II-A1	Added Condition 8538, part 5 and corrected throughput to 500K bbl/yr.	Application 21711/21712
15	S739	II-A1	Remove source.	Replaced with S1508 and S1509 via Application 15429/15430.
15a	S743, S746	II-A1	Remove Sources	Out of Service and Demolished
16	S795	II-A1	Correct Description and Make and Type columns. Remove 1,1,1 Trichloroethane	Application 17472/17473
17	S806, S807, S808, S903, S923, S924, S925	II-A1	Remove Fluid Coker, #5BH, and related sources	Application 18738/18739 This also resolves Appeal Item 6 for S924
18	S817	II-A1	Correct Limit and Basis from Condition 19762 to Condition 17837	Appeal item 3. Correction. Condition 19762 is for S-775, not S-817

Changes to Section II				
	Source	Location	Change	Reason
18a	S819	II-A1	Correct description by adding “Dissolved Nitrogen Flotation System” and adding abatement devices	See Appendix B
18b	S804, S807, S822, S834	II-A1	Add S822. Move all sources to Exempt source Table II-C since all Blowdown Towers removed from hydrocarbon service.	Application 16018/16114 Application 17413/17415 Application 18739/18738 Application 18752/18753
18b 1	S825	II-A1	Changed units of throughput to agree with other sources	Editorial
18c	S830	II-A1	Add source	Correct omission.
19	S846	II-A1	Move row for this source above S848 so it is in numerical order	Editorial
19a	S848	II-A1	Delete out of service source.	Application 21711/21712
19b	S850	II-A1	Replace Condition # 4357, Part 6B with Condition 8077, Part B6B.	Application 19647/19632
20	S861, S1455, S1457	II-A1	Remove Out of Service Sources	Application 20929
20a	S854, S917, S1012, S1013, S1517	II-A1	Add Natural Gas and/or Process Gas S1517, delete “only at flare pilots”	Administrative
21	S856	II-A1	Corrected Grandfathered throughput limit.	The results of the original grandfather limit analysis was misinterpreted. The correct limit is 2130 gpm and the units were changed to be consistent.
22	S858, S860, S861, S1455, S1456, S1457, S1458	II-A1	Delete S858, S860, S1456, and S1458. Move S861, S1455, and S1457 to the exempt table.	Application 18997/18998
22a	S863	II-A1	Delete source.	Source taken out of service several years ago. Blinded and on list of equipment to be demolished at next turnaround.
23	S896	II-A1	Add new source	Application 16822/16823

Changes to Section II				
	Source	Location	Change	Reason
24	S904	II-A1	Remove "Coker Flue Gas"	Application 19300/19301
24a	S904, S908, S909, S915, S928, S929, S930, S931, S932, S933, S934, S935, S937	II-A1	Change Firm Limit from Condition 16685, part 1 to Condition 18372, part 27	Application 19874/19875
25	S905	II-A1	Delete source	Application 19300/19301
26	S912, S916, S919, S920, S921, S922, S926, S927, S950, S971, S972	II-A1	Delete Condition 18372, Part 25 from Limit and Basis	Appeal item 4. Condition is recordkeeping requirement and does not specify either a limit or a basis for a limit.
26a	S912, S913, S916, S919, S920, S921, S922, S926, S927, S950, S971, S972	II-A1	Change Firm Limit from Condition 16685, Part 1 and Condition 18372, Part 3 to Condition 18372, Part 27	Application 19874/19875
27	S917	II-A1	Delete Condition 4357; Replace with Condition # 18372, Part 27	Application 19647/19632 Application 19874/19875
28	Reserved			
28a	S943	II-A1	Delete "process gas" from Description	Correction. Source combusts only natural gas or butane from S691. See revised T form
28b	S951	II-A1	Add Condition 18372, Part 27 to Limit and Basis	Application 19874/19875
29	Reserved			
30	S952, S953, S954, S955, S956, S957, S958, S959, S960	II-A1	Add abatement devices; correct make or type; move capacity from Description column	Application 19419/19418
31	S973, S974	II-A1	Correct names (equipment numbers reversed): S973 is F55 S974 is F56	Appeal Item # 5 Editorial correction – typographical error

Changes to Section II				
	Source	Location	Change	Reason
31a	S973, S974	II-A1	Correct Limit and Basis from Grandfathered Limit to New Source Review and add Condition #8077, Part B6B and Condition #18372, Part 27	Editorial correction and Application 19647/19632 Application 19874/19875
31b	S975, S982	II-A1	Delete “(after changes authorized pursuant to permit application #2508) from Description column	Remove past due information
32	Reserved			
33	S985	II-A1	Correct name to match Section IV and VII tables and PTO (was Iso-octene Cooling Tower).	Update
34	S990	II-A1	Add A-1526 Packed Bed Scrubber and A-1525 SRU Stack Incinerators as abatement devices	Application 17913/17914
35	S1005	II-A1	Change limit to Firm Limit. Source not subject to New Source Review. Grandfathered limit accepted as firm limit as condition of approval for Application 18949/18950	Application 18949/18950
35a	S1007, S1008	II-A1	Change limit to Firm Limit based on Condition 8077, Part C1	Correct omission.
36	S1025	II-A1	Correct Limit and Basis from Condition 2184 to 21849.	Editorial correction – typographical error
36a	S1026	II-A1	Correct name by adding “Effluent”	
36b	S1106	II-A1	Correction: Add “24 hour average” to Capacity column	Application 19874/19875
37	S1401	II-A1	Add A-1420 SRU Stack Incinerators as abatement device	Application 17913/17914
37a	S1405	II-A1	Add abatement devices to Description column	Complete the addition of A/N 14374/14375. Engineering evaluation is in SB for Revision 4
38	S1413, S1414	II-A1	Correct Tank numbers (reversed)	Editorial correction – typographical error

Changes to Section II				
	Source	Location	Change	Reason
39	S1416	II-A1	Correct Tank number.	Editorial correction – typographical error.
40	S1416, S1418	II-A1	Add A-1525 SRU Stack Incinerators as abatement device	Application 17913/17914
41	S1420	II-A1	Delete source	Application 17913/17914. Not a source. This is the reducing gas generator in the A-1402 SCOT Tail Gas Treatment Unit
41a	S1452	II-A1	Correct Description by removing “Oil Water Separator”	Administrative – source is not an oil-water separator. This is source of remediation well pumps and associated piping
42	S1469, S1471, S1472, S1475, S1476, S1487, S1488, S1518, S1519	II-A1	Correct names in Description column. Add annual hours limit for non-emergency use; Correct permit conditions containing firm limits for sources where required.	Application 19419/19418
43	S1474, S1477, S1486, S1500, S1501, S1502, S1503	II-A1	Delete sources	Application 19419/19418
43a	S1499	II-A1	Delete source	Removed from service.
44	S1508	II-A1	Add “Berth 1” to Description and add combined limit with S1509	Application 19326/19327
44a	S1509	II-A1	Add source	Application 19326/19327
44b	S1510	II-A1	Revised capacity	Application 20679/20680
45	Reserved			
46	Reserved			
47	S1524	II-A1	Add new source	Application 18752/18753
48	S1525	II-A1	Add new source (New Gas Station)	Application 18835/18832
48a 1	S1526	II-A1	Add new source	Application 18949/18950

Changes to Section II				
	Source	Location	Change	Reason
48b	S1528	II-A1	Add new source	Application 19415
49	Footnote	II-A1	Changes to first part: a) Delete S806 b) Add S1001, S1006, S1020, S1038, and S1510 c) Reorganize in numerical order	a) Application 18739/18738 b) Correct omissions c) Administrative
49a	Footnote	II-A1	Changes to Part 2 a) Delete S46, S431, S457 b) Delete S795 c) Add S100, S532, S815, S816, S817, S819, S1006, S1020, S1025, S1484, S1510, Tanks S134, S137, S327, S613, S656, S658, S1496 d) Add S1007, S1008, S1526 e) Reorganize in numerical order	a) Application 17928/17458 b) Correct error. Tank is nitrogen blanketed with atmospheric PRD. No vent to vapor recovery or wet gas system c) Correct omissions and add new sources d) Application 18949/18950 e) Administrative
50	Reserved			
51	NA	II-A2	Change Table number; was Table IIC. Move “Plant #B2759 Amorco Terminal” and add, “– Tesoro Refining and Marketing Company –”	Administrative
52	S19, S21, S30, S49, S50	II-A2	Correct description of combined limit by adding “S21”. Add “crude oil” and change “bbl/yr” to “bbl/12 consecutive months”, consistent with permit condition.	Corrections
53	S54	II-A2	Correct units from “bbl/gal” to “bbl/yr” Delete “pressure tank” This is an atmospheric tank located below the deck at Berth 2 at Amorco wharf	Corrections
54	S55	II-A2	Add “crude oil” and change “bbl/yr” to “bbl/12 consecutive months”, consistent with permit condition	Corrections

Changes to Section II				
	Source	Location	Change	Reason
55	S56, S57	II-A2	Add annual hours limit for non-emergency use; Correct permit condition containing firm limits.	Application 19330/19331
56	NA	IIB	Add “- Golden Eagle Refinery” to Title	Administrative
57	Throughout	IIB	Update BAAQMD Regulation 6-XXX citations to Regulation 6-1-XXX; Add SIP 6-XXX citations	Rule Update
58	Throughout	IIB	Add A# and Description to each row. Add “none” to Operating Parameters column where appropriate. Remove “Regulation” from Applicable Requirement column	Administrative
60	Throughout	IIB	Remove all past due dates	Update
61	Throughout	IIB	Add details such as names, locations, and abbreviations to Descriptions for clarification and add pollutant to Limit or Efficiency column where applicable.	Administrative
61a	A3, A4, A6, A9, A30, A1403, A1404, A1417, S1411, S1404, A1515	IIB	For BAAQMD 6-1-301/SIP 6-1-301; Change Limit or Efficiency to “Ringelmann No. 1 < 3 min/hr”	Correct limit statement
62	A3, A4, A6, A9	IIB	Add row for: BAAQMD 6-1-311 and SIP 6-311.	Correct omission. These applicable requirements have been added to the Table IV’s for the sources abated by these devices (general operations as defined in Regulation 1-219).
62a	A3, A4	IIB	Add “(Blinded and OOS)”	Abatement devices have been removed from service but left in place. Applicable changes were made in Table IIB as if the devices were still operational

Changes to Section II				
	Source	Location	Change	Reason
62b	A4	IIB	For BAAQMD 6-1-301: Delete S803	Administrative – source no longer in permit
63	A8, A10	IIB	Delete A8 (Fluid Coker ESP) and A10 (Coker Sluice Tank Spray Box)	Application 18738/18739
64	Reserved			
64a	A9	IIB	For Condition 23129: Add “S659, S660 in Delayed Coke Service” to Sources Controlled column	Application 14141
65	A11	IIB	Remove A11 (6BH ESP)	Application 19300/19301
66	A12	IIB	For BAAQMD 1-301 Remove S52, S657	S52 demolished and no longer in PTO S657 removed by Application 17928/17458
66a	A12	IIB	Add row for: BAAQMD 8-5-306 & SIP 8-5-306	Correct omission
67	A12	IIB	Add row for: Condition 10696, Part 1	Correct omission
68	A14	IIB	All rows: modify description by adding “to 40# Refinery Fuel Gas System”	Clarification
69	A14	IIB	Add row for: BAAQMD 8-8-301.3 SIP 8-8-301.3	Correct omission
69a	A14	IIB	Add row for: 40 CFR 60.112b(a)(3)(ii)	Correct omission
70	A14	IIB	For BAAQMD 1-301: a) Remove S46, S317, S324, S325, S431, S457 b) Add S100, S327, S532, S603, S613, S714, S819, S1025, S1484, S1496, S32103	a) Application 17928/17458 b) Correct omissions and add new sources
70a	A14	IIB	For BAAQMD 8-5-306: a) Add SIP 8-5-306 b) Add S137, S318, S323, S327, S367, S432, S603, S613, S714, S1496 c) Add explanation of 8-5-502 source test exemption	a) Rule update b) Correct omissions c) Rule update

Changes to Section II				
	Source	Location	Change	Reason
70b	A14	IIB	For BAAQMD 8-8-305.2: a) Delete S532 b) Add SIP 8-5-305.2	a) S532 is OWS subject to 8-8-301.3 (new row added) b) Rule Update
70c	A14	IIB	For BAAQMD 8-8-302.3: Add SIP 8-8-302.3	Rule Update
71	Reserved			
72	A14	IIB	For Condition 11609: a) Add Part E2 b) Change VOC limit to “95% control”	a) Correct omission b) Consistent with permit condition - no requirement for 500 ppm POC
72a	A14	IIB	For Condition 13605 and Condition 21100: Correct description by deleting “Incinerate” and adding “Absorb”	Correct to be consistent with other rows
72b	A14	IIB	For BAAQMD 8-8-301 and Condition 21849: a) Correct description by deleting “Incinerate” and adding “Absorb” b) Correct applicable requirement to 8-33-301 c) Add Part 11(a) to Condition 21849	a) Correct to be consistent with other rows. b) S1025 (Bulk Terminal) is subject to Regulation 8-33; not to Regulation 8-8. c) Applicable part of Condition 21849 is Part 11(a)
73	A22	IIB	Delete row – A22 is actually S943; see new entry for S943 later in Table IIB	Correction
74	A30	IIB	For BAAQMD 6-1-301, BAAQMD 6-1-304, and BAAQMD 6-1-305: Correct list of Sources controlled by A30 for compliance with this regulation.	S97, S98, S99 now abated by A30 because A3/A4 are blinded and OOS. S802, S901 also abated by A30.
75	A30	IIB	Add 20% (BAAQMD) opacity limit for S802	Correct omission
75a	A30	IIB	Add 30% (federal) opacity limit for S802	Application 17500/17501 and correct omission (40 CFR 63 Subpart UUU)

Changes to Section II				
	Source	Location	Change	Reason
75b	A30	IIB	Add (federal) PM limit for S802	Application 17500/17501 and correct omission (40 CFR 63 Subpart UUU)
75c	A30	IIB	a) For BAAQMD 6-1-310: Add S901 as source controlled b) Add 6-1-310.3	a) Regulation 6-1-310 applies to S901 b) Correct applicability for heat transfer source subject to Reg. 6-1-310
76	A31	IIB	Replace Condition 4357 with 8077	Application 19647/19632
77	A32	IIB	Delete abatement device for S991 (Permanently OOS)	Application 17928/17458
78	A34	IIB	Delete row; replace with S1013 (Ammonia Flare)	Update
79	A38	IIB	Delete three (3) rows See related changes to Condition 7406 in Section VI and to Tables in Sections IV and VII for S819 and S1026	Application 20143/21044, A38 no longer in service.
79a	A39	IIB	For BAAQMD 8-8-302.3: Add SIP 8-8-302.3	Rule Update
80	A39	IIB	For BAAQMD 8-8-307.2: a) Change 307 to 307.2 b) Add SIP 8-8-307.2	a) Correction b) Rule Update
81	A39	IIB	a) Replace Condition 4587 with Condition 7406 (2 rows) b) Add S819 to list of sources controlled c) Correct Part 5B to Part B5A d) Correct Part 7 to Part B7 e) Add "A39 operating temperature = or > 1350 degrees F" to Operating Parameters for H2S limit	a) Application 20143/20144 b) Correct omission c) Application 20143/20144 d) Application 20143/20144 e) Correct omission

Changes to Section II				
	Source	Location	Change	Reason
82	A795	IIB	Delete abatement device	Never constructed (Application 5267 proposed A795. When PTO was issued, A796 was used instead.). Changes also mentioned in Application 17472/17473
83	A796	IIB	Delete row for Condition 22150	Correction – requirement not applicable to this abatement device
84	A904	IIB	Replace 9-10-301 requirement with Condition # 17322, Part 2.	Application 19874/19875
85	Reserved			
86	A908	IIB	For S908: Replace Condition 4357 with Condition 8077	Application 19647/19632
87	A927	IIB	Delete row. Actual abatement device is A1431	Correction
88	A950	IIB	Delete row. Actual abatement device is A1432	Correction
88a	A963	IIB	For 9-9-301.1.1: Add “until January 1, 2010”	Rule Update
88b	A963	IIB	For 9-9-301.2: Add new row	New NOx limit becomes effective January 1, 2010 and will apply before permit is updated again
89	A971	IIB	Delete row. Actual abatement device is A1433	Correction
89a	A1001, A1002	IIB	For BAAQMD 8-5-306: Add SIP 8-5-306	Rule Update
90	A1106	IIB	Move row between A1002 and A1402 so it is in numerical order Add F72 to Description	Administrative
91	A1402	IIB	Add rows for: a) SRU SO2 limit (NSPS J & 63 UUU); b) Condition 267, Part 2; and c) BAAQMD 6-1-330 and SIP 6-330	a) Correct omissions (Application 15949 – SRU Consent Decree (Title V Rev 4)) b) Correct omission c) Correct omission

Changes to Section II				
	Source	Location	Change	Reason
92	A1402	IIB	Delete row for BAAQMD 6-1-301 Remove S1417 Remove S1420 Renumber and add SIP	a) Correction. S1416 is abated by SRU Stack Incinerator (A-1525) per Application 17913/17914 and not by A1402 b) Application 17928/17458 removes demolished S1417 c) Application 17913/17914 removes S1420 which is part of A1402.
92a	A1402	IIB	Add row for: BAAQMD 6-1-330 and SIP 6-330	Correct omission
92b	A1403	IIB	Add "Sulfuric Acid Plant" to Description	Administrative
92c	A1404	IIB	Add "Sulfuric Acid Plant Tanks and Loading Rack" to Description	Administrative
92d	A1417	IIB	BAAQMD 6-1-301: Add "Sulfuric Acid Plant" to Description	Administrative
93	A1417	IIB	Add row for: BAAQMD 6-1-320 and SIP 6-320	Correct omission
94	A1418	IIB	Correct description	Update
94a	A1421	IIB	Correct description	Update
95	Reserved			
96	Reserved			
97	Reserved			
97a	A1431 A1432	IIB	a) Correct applicable limit from 9-1-301 to 9-10-301 b) Correct description	a) Correct error b) Administrative
98	Reserved			
99	A1433	IIB	For Condition 8077: a) Correct Description b) Replace Condition 4357 with Condition 8077	a) Consistent with other SCR descriptions b) Application 19647/19632
99a	A1433	IIB	For Condition 18372: a) Correct applicable limit from 9-1-301 to 9-10-301 b) Add S972 c) Correct description	a) Correct error b) Correct omission c) Administrative

Changes to Section II				
	Source	Location	Change	Reason
100	A1511 A1512	IIB	For Condition 23129 Part 12: Remove Condition 23129 Part 13 and ammonia slip limit	Correction to match other SCRs: SCRs are not abatement devices for ammonia – ammonia is a secondary pollutant resulting from use of SCR
101	A1511 A1512	IIB	For Condition 23129, Part 12a: Move SSM from Limit to Operating Parameters	Editorial
101a1	A1524	IIB	Add row for A1524	Application 18752/18753
101a	A1525	IIB	Add three rows for SRU Stack Incinerators	Application 17913/17914
102	S943	IIB	Add row for Propane/Butane Tank Flare; Previously listed as A22	Update
103	S950	IIB	Add row for H2S limit on S606/S607 abatement	Correct omission
104	S1013	IIB	Add row for Ammonia Plant Flare	Correct omission
105	S1401 S1411	IIB	Add rows for Condition 267, Part 4 abatement of S1405	Completion of Application 14374/14375 (added in Revision 4)
106	NA	IIC	Renumbered table, was Table IID Remove “Tank” from title Move “Plant #B2758 Tesoro Refining and Marketing Company” and add “-Golden Eagle Refinery”	Administrative

Changes to Section II				
	Source	Location	Change	Reason
107	S1, S9, S10, S11, S14, S22, S27, S29, S30, S45, S56, S59, S71, S131, S212, S220, S221, S222, S226, S228, S232, S234, S236, S237, S238, S242, S243, S244, S245, S246, S247, S273, S453, S493, S503, S504, S574, S586, S602, S654	IIC	Remove demolished sources	Application 17928/17458
107 a	S506, S510	IIC	Remove sources	Both are out of service. S506 has been out of service since 1977.
107 a1	S749	IIC	Add source	Tank at Coker pile – to be in operation until all fluid coke is removed.
107 b	S1508	IIC	Remove exempt source. Replace with S1509 in Table II-A1.	Application 19326/19327
107 c	S496, S672	IIC	Remove source	Demolished

Changes to Section II				
	Source	Location	Change	Reason
108	S126, S127, S198, S374, S514, S515, S516, S554, S572, S598, S599, S618, S646, S647, S648, S649, S652, S666, S667, S668, S669, S670, S695, S778, S1468, S1505	IIC	Add existing sources previously omitted from this table	Correct omissions
109	S622	IIC	Moved from Table II-A1	Application 10476
109 a	S662,	IIC	Add “gasoil” after exemption citation	Correct omission of tank service.
109 b	S804, S807, S822, S834	IIC	Moved from Table II-A1 since all Blowdown Towers removed from hydrocarbon service.	Application 16018/16114 Application 17413/17415 Application 18739/18738 Application 18752/18753
110	S1543, S1544, S1545, S1546, S1547, S1548	IIC	Add exempt cold cleaners	Application 20929
111	S1498	IIC	Added missing source	Correct Omission

III. Generally Applicable Requirements

This section of the permit lists requirements that generally apply to all sources at a facility including insignificant sources and portable equipment that may not require a District permit. If

a generally applicable requirement applies specifically to a source that is permitted or significant, the standard will also appear in Section IV and the monitoring for that requirement will appear in Sections IV and VII of the permit. Parts of this section apply to all facilities (e.g., particulate, architectural coating, odorous substance, and sandblasting standards). In addition, standards that apply to insignificant or unpermitted sources at a facility (e.g., refrigeration units that use more than 50 pounds of an ozone-depleting compound) are placed in this section.

Unpermitted sources are exempt from normal District permits pursuant to an exemption in BAAQMD Regulation 2, Rule 1. They may, however, be specifically described in a Title V permit if they are considered “significant sources” as defined in BAAQMD Rule 2-6-239.

Consent Decree

The Tesoro Golden Eagle Refinery is subject to a “Consent Decree” Case No. SA-05-CA-0569-RF; United States of America v. Valero Refining Company – California, et.al. in the United States District Court, Western District of Texas, San Antonio Division, Lodged 6/15/2005, Entered 11/23/2005. The requirements of the Consent Decree and the status are summarized in the following table.

Summary of Permit Applications submitted to incorporate Consent Decree Emission Limits and Related Requirements In the Permit to Operate and Title V Permit for Tesoro Golden Eagle Refinery (Facility B2758)

CD Paragraph	Limit	Effective Date of Limit	Permit Application	Permit Condition	Notes
IV.12; IV.31	Heater and Boiler NOx – Comply with BAAQMD 9-10 for CD defined heaters and boilers	Date of Entry (11/23/2005)	NA	NA	The requirements of Regulation 9-10-301 are already in the Title V permit. Compliance for heaters and boilers subject to CD reported in CD semiannual reports.
V.35; V.36	FCCU Regenerator NOx (prior to commingling)	9/30/2006	15212 (NSR)/ 15683 (T5)	11433	20 ppmvd @ 0% O2 (365 day average); 40 ppmvd @ 0% O2 (7 day average)
V.61; V.62	FCCU Regenerator NOx/O2 CEMS	9/30/2006	17500 (NSR)/ 17501 (T5)	11433	Added requirements for CEMS and CD allowances for CEMS QA audits

CD Paragraph	Limit	Effective Date of Limit	Permit Application	Permit Condition	Notes
VI.82	FCCU Regenerator SO2	9/30/2006	15212 (NSR)/ 15683 (T5)	11433	25 ppmvd @ 0% O2 (365 day average); 50 ppmvd @ 0% O2 (7 day average)
VI.85	FCCU Hydrotreater Outage Plan	9/30/2006	17500 (NSR)/ 17501 (T5)	11433	Included exemptions from short term NOx and SO2 limits in V.35 and VI.85.
VI.90; VI.91	FCCU Regenerator SO2/O2 CEMS	9/30/2006	17500 (NSR)/ 17501 (T5)	11433	Added requirements for CEMS and CD allowances for CEMS QA audits
VII.94	FCCU Regenerator CO	9/30/2006	15212 (NSR)/ 15683 (T5)	11433	500 ppmvd @ 0% O2 (one-hour block average)
VII.95; VII-106	FCCU Regenerator PM; AMP allowed for PM	9/30/2006	15212 (NSR)/ 15683 (T5)	11433	1 lb/1000 lb coke burned; March 2007 – EPA approved previously submitted AMP for coke burn (part of PM)
VII.99	FCCU Regenerator becomes an “affected facility” for 40 CFR 60 Subpart J for CO, opacity, and particulate matter (PM)	9/30/2006	17500 (NSR)/ 17501 (T5)	11433	Added requirement for NSPS J compliance 500 ppmvd CO; 1 lb PM/1000 lb coke burned; 30% opacity except during any 6 minutes in an hour; EPA-approved AMP for coke burn calculation
VII.101	FCCU Regenerator CO CEMS	9/30/2006	17500 (NSR)/ 17501 (T5)	11433	Added requirements for CEMS and CD allowances for CEMS QA audits

CD Paragraph	Limit	Effective Date of Limit	Permit Application	Permit Condition	Notes
VII.103	FCCU Regenerator Opacity (COMS)	9/30/2006	17500 (NSR)/ 17501 (T5)	11433	Added requirement for COMS
VIII.107A	FCCU Regenerator affected facility for NSPS J for SO2	9/30/2006	17500 (NSR)/ 17501 (T5)	11433	Added requirement for NSPS J compliance
VIII.109; VIII.112	SO2 CEMS; FCCU Regenerator AMP allowed for SO2	9/30/2006	17500 (NSR)/ 17501 (T5)	11433	SO2 CEMS used with EPA approved AMP for coke burn to calculate mass emissions for NSPS J compliance; 3/8/2007 EPA approved previously submitted AMP for coke burn
IX.117; Appendix O	100 # FG heaters and boilers are affected sources for NSPS J (all except listed in Appendix O)	12/31/2006	15949 (NSR)/ 16015 (T5)	23562	Appendix O listed S-902 and S-913 for compliance on 12/31/2010, but since fuel gas service to these sources has been changed to 100# FG, Tesoro accepted NSPS J applicability on 12/31/2006 with other 100# FG system sources.
IX.118; Appendix O	40# FG heaters are affected sources for NSPS J (all listed in Appendix O)	12/31/2010	15949 (NSR)/ 16015 (T5)	23562	Changes for 40 # FG system heaters (S-908, S-909, S-912) included with future effective dates)

CD Paragraph	Limit	Effective Date of Limit	Permit Application	Permit Condition	Notes
IX.121	CEMS or AMP to H2S/SO2 for heaters and boilers	12/31/2006 (100# FG)	15949 (NSR)/ 16015 (T5)	23562	Added requirements for CEMS and CD allowances for CEMS QA audits
IX.121	CEMS or AMP to H2S/SO2 for heaters and boilers	12/31/2010 (40# FG)	15949 (NSR)/ 16015 (T5)	23562	Added requirements for CEMS and CD allowances for CEMS QA audits. Included requirements for 40 # FG system with future effective dates
XII.221; XII.222; XII.224	SRU becomes "affected facility" for NSPS J	12/31/2006	15949 (NSR)/ 16015 (T5)	267	Added requirement for NSPS J compliance
XII.226	Reroute sulfur pit emissions such that emissions to atmosphere are eliminated or included in NSPS Subpart J emissions limit	12/31/2006	14374 (NSR)/ 14375 (T5) 3/6/2006)	267.4	Done in two phases. Phase 1 complete December 2006 (met requirement of CD). Phase 2 complete March 2008 (provided operational flexibility).
238; Appendix N	50% of flares in Appendix N are "affected sources" for NSPS J	12/31/2007	17752 (NSR)/ 17753 (T5)	24324	Added NSPS J requirements and consent decree allowances for compliance for affected flares
239; Appendix N	Remaining flares in Appendix N are "affected sources" for NSPS J	12/31/2011	Future	Future	Future

Changes to permit:

Changes to Section III			
Item	Regulation	Change	Reason
1.	Introduction	Add language to clarify that this section contains requirements that may apply to temporary sources. This provision allows contractors that have “portable” equipment permits that require them to comply with all applicable requirements to work at the facility on a temporary basis, even if the permit does not specifically list the temporary source. Examples are temporary sand-blasting or soil-vapor extraction equipment.	Incorporate BAAQMD standard language
2.	Introduction	Modify to say that SIP standards are now found on the EPA website and are not included as part of the permit.	Incorporate BAAQMD standard language
3.	Throughout	Update dates of adoption or approval of the rules and their “federal enforceability” status.	Update

Changes to Section III			
Item	Regulation	Change	Reason
4.	See list in next column	Add following rules and standards: <ul style="list-style-type: none"> • BAAQMD and SIP Regulation 2, Rule 2, New Source Review • BAAQMD and SIP Regulation 2, Rule 4, Emissions Banking • BAAQMD Regulation 2, Rule 5, New Source Review of Toxic Air Contaminants • BAAQMD and SIP Regulation 2, Rule 6, Major Facility Review • BAAQMD Regulation 2, Rule 9, Interchangeable Emission Reduction Credits • BAAQMD and SIP Regulation 3, Fees • SIP Regulation 5, Opening Burning • BAAQMD Regulation 6, Rule 1, Particulate Matter, General Requirements • SIP Regulation 6, Particulate Matter and Visible Emissions • SIP Regulation 8, Rule 2, Miscellaneous Operations • SIP Regulation 8, Rule 51, Adhesive and Sealant Products • 40 CFR 82 Subpart H, Protection of Stratospheric Ozone; Halon Emissions Reduction 	Conform to current BAAQMD practice
5.	SIP 2-6	Remove footnote 1	Redundant with SIP URL in Section III introduction
6.	See list in next column	Remove the following regulations: SIP Regulation 8, Rule 4	BAAQMD Regulation 8, Rule 4 was SIP adopted

Changes to Section III			
Item	Regulation	Change	Reason
7.	See list in next column	Add the following California Health and Safety Code Sections: <ul style="list-style-type: none"> • Section 41750, Portable Equipment • Section 44300, Air Toxics Hot Spots Information and Assessment Act of 1987 • Section 93115, ATCM for Stationary Compression Ignition Engines • Section 93116, ATCM for Diesel Particulate Matter from Portable Engines Rates at 50 HP and greater 	Conform to current BAAQMD practice
8.	40 CFR 82 Subpart F	Update regulation listing Delete rows for sections of Subpart	Update

IV. Source-Specific Applicable Requirements

This section of the permit lists the applicable requirements that apply to permitted or significant sources. These applicable requirements are contained in tables that pertain to one or more sources that have the same requirements. The order of the requirements is:

- District Rules
- SIP Rules (if any) are listed following the corresponding District rules. SIP rules are District rules that have been approved by EPA for inclusion in the California State Implementation Plan. SIP rules are “federally enforceable” and a “Y” (yes) indication will appear in the “Federally Enforceable” column. If the SIP rule is the current District rule, separate citation of the SIP rule is not necessary and the “Federally Enforceable” column will have a “Y” for “yes”. If the SIP rule is not the current District rule, the SIP rule or the necessary portion of the SIP rule is cited separately after the District rule. The SIP portion will be federally enforceable; the non-SIP version will not be federally enforceable, unless EPA has approved it through another program.
- Other District requirements, such as the Manual of Procedures, as appropriate.
- Federal requirements (other than SIP provisions)
- BAAQMD permit conditions. The text of BAAQMD permit conditions is found in Section VI of the permit.
- Federal permit conditions. The text of Federal permit conditions, if any, is found in Section VI of the permit.

Section IV of the permit contains citations to all of the applicable requirements. The text of the requirements is found in the regulations, which are readily available on the District or EPA websites, or in the permit conditions, which are found in Section VI of the permit. All monitoring requirements are cited in Section IV. Section VII is a cross-reference between the

limits and monitoring requirements. A discussion of monitoring is included in Section C.VII of this permit evaluation/statement of basis.

There has been a major re-formatting of the permit to enhance usefulness. The sources have been grouped in like-kind emission groups and the tables of the applicable requirements are re-ordered to accommodate this change. The following table summarizes the source categories.

Reorganization of Sections IV and VII		
Section	Subsection	Description
A		Sitewide (Refinery and Amcorco)
B		Process Units & Miscellaneous
C		Combustion
	C.1	Combustion – Boilers
	C.2	Combustion – Flares
	C.3	Combustion – Internal Combustion Engines (ICE)
	C.4	Combustion – Process Heaters
	C.5	Combustion – Gas Turbines
D		Organic Liquid Loading
E		Solids Handling
F		Organic Liquid Storage Tanks
	F.1	Sources Listing and Applicable Permit Conditions
	F.2	Tank Group Descriptions
	F.3	Tank Group Applicable Requirements
G		Wastewater Sources
H		Sulfur and Ammonia Processing
J		Miscellaneous Organic Sources
K		Abatement
L		Remediation

Permit Applications

The following applications, approved since the Revision 4 permit approved March 20, 2008, have been included in this renewed permit. Engineering Evaluations are included in Appendix C.

Application #	Project Description	Title V Revision
13228	S-1506 & S-1507 New Gasoline Tanks. Evaluation in Rev 3.	Minor Revision
14374/14375	Reroute Sulfur Pit Vent. Evaluation in Rev 4.	Minor Revision
16082	S-1009 Alkylation Unit Alteration for Waste Water Flash Drum	No impact on TV permit.
16822/16823	S-896 New Slop Oil Tank	Minor Revision
16850/16892	S-1008 Isocracker Unit HIR	Minor Revision

Application #	Project Description	Title V Revision
	Compressor Leak Control	
16888/16893	Modification of S-913 NOx Box	Minor Revision
16889/16890	Modification of S-951 NOx Box	Minor Revision
16908	No. 5 Gas Plant Alteration -- Wet Gas Compressor Seal Vent Change	No impact on TV permit.
17111	S-1416 Spent Acid Tank Vent	No impact on TV permit.
17413/17415	S-804 FCCU Blowdown Tower Removal	Minor Revision
17470/17471	Modification of S-916 NOx Box	Minor Revision
17472/17473	S-795 Perc Storage Vessel Adm. Change in Conditions	Administrative Amendment
17478/17479	S-863 LPG Vaporizing System Adm. Change in Conditions	Administrative Amendment
17500/17501	S-802 FCCU Adm Change in Conditions per Consent Decree	Significant Revision
17537/17538	Adm Change in Conditions to remove completed and redundant conditions for Refinery Tanks	Administrative Amendment
17712/17713	Adm Change in Conditions to remove completed and redundant conditions for Amorco Tanks	Administrative Amendment
17752/17753	Consent Decree Requirements for Flares	Significant Revision
17836	S-920 New Economizer Alteration	No impact on TV permit.
17913/17914	SRU Tail Gas Unit	Administrative Amendment
17928/17458	Removal of Out of Service Sources	Administrative Amendment
18311	Revision to Source Tests for Delayed Coker Heaters	No impact on TV permit..
18739/18738	Removal of Fluid Coker Sources	Administrative Amendment
18748/18749	Modification of S-919 NOx Box	Minor Revision
18752/18753	50 Unit Blowdown Tower Elimination & New 50 Unit Flare	Significant Revision
18835/18832	S-1525 New Gasoline Dispensing Facility	Minor Revision
18861/18862	Remove Redundant Fugitive Permit Conditions	Administrative Amendment
18949/18950	S-1007 Stage 1 Hydrocracker Stripper Overhead Reroute	Minor Revision
18997/18998	S-861, S-1455 & S-1457 Cold Cleaner Exemption	Administrative Amendment
19300/19301	S-904 (6BH) Remove CO Boiler Functionality	Administrative Amendment

Application #	Project Description	Title V Revision
19326/19327	Avon Wharf Source Deletions And Condition Changes	Administrative Amendment
19328/19329	Crude Tank A-700 Change In Conditions	Administrative Amendment
19330/19331	Amorco IC Engines S-56 & S-57 Change in Conditions	Administrative Amendment
19415	S-1528 Alkylate Unloading Rack	No impact on TV permit.
19419/19418	Refinery IC Engines Change in Conditions; Remove OOS Sources	Administrative Amendment
19647/19632	Consolidate Bubble Conditions 4357 and 8077.	Administrative Amendment
19874/19875	Combustion Sources Change in Conditions	Administrative Amendment
20143/20144	S-819 API Oil-Water Separator and S-1026 DNF Air Stripper Change in Conditions	Administrative Amendment
20259/20260	Modification of S-909 NOx Box	Minor Revision
20359/20360	Modification of S-920 NOx Box	Minor Revision
20679/20680	Delayed Coker Throughput Change	Minor Revision
20929	Exempt Cold Cleaners	Administrative Amendment
20977/20995	Backup Steam Boilers S-1550 and S-1551	Minor Revision
20997/20995	Exemption for Portable Diesel Pump S-1552	Administrative Amendment
21023/21024	Ethanol Unloading and Storage Throughput Increase	Minor Revision
21464/21465	Furnace Duties Change of Conditions	Minor Revision
21711/21712	Administrative Amendment to Address Administrative Appeal Items	Administrative Amendment
21732/21733	Modification of S-919 NOx Box	Minor Revision

Complex applicability determinations

Applicability of 6-1-311 to ESP Exhaust Abating Emissions from FCCUs and CO Boilers¹.

¹ Note that Regulation 6-1-311 was numbered 6-311 at the time of Revision 2. Further, Tesoro also had a fluid

In connection with “Revision 2” to the Title V permits for the Bay Area refineries in April of 2005, an issue arose regarding whether District Regulation 6-1-311 was applicable to the exhaust from the Electrostatic Precipitators (ESPs) that remove particulate matter from the CO gas that is exhausted from refinery FCCUs and then burned in CO boilers. This issue involves three Bay Area refineries that have FCCUs that exhaust their CO gas to CO boilers: Tesoro, Valero and Shell.

The ESPs involved are at the end of an emissions train that starts with the FCCUs, which produce CO gas containing a high level of particulate matter. The CO gas is then sent to the CO boilers, where it is burned (along with refinery fuel gas) to further reduce the CO to CO₂. The resulting heat is used to generate steam for use in refinery operations. This process recovers energy from the CO gas, and it also acts as abatement for the CO in the exhaust stream as well as (to a lesser extent) abating some of the particulate in the exhaust stream. The resulting emissions are then sent from the CO boiler to the ESP, which abates the remaining particulate matter to levels that are compliant with applicable regulatory emissions standards. Finally, after treatment in the ESP the exhaust is emitted to the atmosphere from a stack downstream from the ESP. In Tesoro’s case, the emissions train is S-803 FCCU → S-901 CO Boiler → A-30 ESP → atmosphere.

During the Revision 2 process, EPA commented that the District needed to consider imposing monitoring for compliance with Regulation 6-1-310 and 6-1-311 in the emission stream from the ESPs. In response, the Air District imposed monitoring requirements for compliance with Regulation 6-1-310. This monitoring requires the refineries to use opacity meters on the stack to monitor the functioning of the ESPs, and then to conduct source tests if opacity readings above 30% indicate that the ESPs may not be working properly. With respect to Regulation 6-1-311, the Air District reasoned that the ESPs were abating emissions from the CO boilers, and boilers are heat transfer operations which are exempt from Regulation 6-1-311. Accordingly, the District reasoned, 6-1-311 was not an applicable requirement at this emissions point (at the ESP exhaust point) and did not require any monitoring. The District published this explanation in the Statement of Basis for the Revision 2 permit for Tesoro. (See Tesoro “Revision 2” Permit Evaluation and Statement of Basis, April 2005, at p. 17.) The District was silent on the issue of Regulation 6-1-311 applicability in the Statements of Basis for Shell and Valero, but the Revision 2 permits for those refineries implemented ESP monitoring requirements only for Regulation 6-1-310, and did not include any requirements related to Regulation 6-1-311.

The District has reviewed this interpretation of whether the emissions from these ESPs are subject to Regulation 6-1-311 in connection with the current permit renewal. The District has concluded that the Revision 2 interpretation was incorrect and that 6-1-311 is applicable to this emissions stream, for several reasons.

First, in Revision 2 the District reasoned that the ESPs are abatement devices for the exhaust from the CO boilers. But this interpretation does not fully address the function of the ESPs,

coker at the time which produced CO gas that was burned in a CO boiler and then sent to an ESP, which also implicated this issue. Regulation 6-311 has been renumbered, and Tesoro’s fluid coker has been removed. For simplicity, the District therefore refers in this discussion only to Regulation 6-1-311 and only to FCCUs as the source of CO gas in this analysis, although in the past the situation was slightly different.

which are required primarily to abate the particulate matter in the emissions stream from the FCCUs. The ultimate source of the particulate matter in the exhaust stream that the ESPs abate is the FCCUs, not the CO boilers. The CO boilers burn the CO exhaust gas and do have some (albeit relatively minor) effect in abating the particulate matter in the exhaust stream. But primarily, the process of the generation of the particulate matter and its subsequent abatement occurs at the FCCUs, which generate the PM, and the ESPs, which abate it. This is clear from the situation at refineries with FCCUs that do not use downstream CO boilers. In this configuration, the FCCUs exhaust directly to the ESP to abate the particulate matter before emissions to the atmosphere, and there has never been any question that Regulation 6-1-311 applies at the ESP exhaust in this situation. Inserting a CO boiler between the FCCU and the ESP in order to recover some of the energy content in the CO gas that would otherwise be wasted should not be construed to alter the applicability of Regulation 6-1-311. It still applies to the ESPs, whose fundamental purpose is to abate the particulate matter generated in the FCCU exhaust gas. The District has therefore concluded, based on further review and analysis, that its discussion in the Revision 2 Statement of Basis was in error.

Second, CO boilers themselves are not exempt in this specific situation. Although a steam boiler would normally, standing alone, be exempt from Regulation 6-1-311 as a heat transfer operation, when it is used in the manner described here, Regulation 6-1-311 still applies. When a CO boiler is used to burn CO gas from an FCCU, it serves a dual purpose partly as an abatement device and partly as an emissions source. It serves as an abatement device because it reduces the CO in the FCCU exhaust gas (as well as, to a lesser extent, abating some particulate matter). When emissions are measured at the exhaust from an abatement device, they are subject to whatever emissions limits apply to the source that they abate. Here, looking at the CO boilers as abatement devices for the FCCUs, they would be subject to the standards applicable to the FCCUs, including Regulation 6-1-311.

Alternatively, the CO boilers also function not just as abatement devices but as emissions sources in their own right, as they burn fuel (CO exhaust gas mixed with refinery fuel gas) to generate steam for use in the refinery. But even considering a CO boiler as a source in its own right, the emissions from the downstream ESP would still be subject to Regulation 6-1-311 because at that point, the emissions stream is a combination of emissions from two sources, the FCCU and the CO boiler (to the extent the CO boiler is seen as a separate source). When exhaust streams from multiple emissions sources are combined prior to emission to the atmosphere, the emissions stream is subject to the most stringent requirement applicable to either source. (See District Regulation 1-107.) With regard to particulate matter, the Regulation 6-1-311 limit is the most stringent, and so it applies at the combined emissions point of the FCCU and CO boiler, downstream of the ESP.

This principle is an important one from the perspective of protecting air quality, because the opposite rule would allow a refinery to exempt its FCCU emissions from the more stringent particulate matter limits simply by inserting a CO boiler between the FCCU and ESP. This result could allow the refinery to emit greater amounts of particulate matter than otherwise would be allowed, for example if it allowed the abatement efficiency of the ESP to degrade. Conversely, applying Regulation 6-1-311 to this emissions stream will not add any appreciable compliance costs or burdens to the refinery, as compliance is achieved by implementing the ESP and ensuring that it is functioning properly, which is already required.

Third, longstanding District practice prior to Revision 2 was to treat Regulation 6-1-311 as applicable to the exhaust from the ESPs on CO boilers in situations like this. Both the District and the refineries themselves have long tested for compliance with the 40 lb/hr particulate emissions limit at this emissions point. When exceedances of the 40 lb/hr limit have been observed, the District has issued Notices of Violation and the refineries have agreed to settle the District's penalty claims based on them. The position the District took in the Revision 2 permits was a sharp departure from this prior practice. For the reasons described above the District now believes that the Revision 2 position was not well considered and was in error. The District is therefore withdrawing the statements it made in connection with the Revision 2 permits and is including Regulation 6-1-311 as an applicable requirement for the exhaust from the ESPs downstream from the CO boilers and FCCUs.

The District is therefore adding Regulation 6-1-311 to the appropriate FCCU and CO Boiler tables in Sections IV and VII of the Renewed Permit. Monitoring for compliance with Regulation 6-1-311 is being added for the exhaust point of the A30 ESP, and will be similar to the monitoring for compliance with Regulation 6-1-310 that was imposed in Revision 2. An opacity monitor will be used at the exhaust point to continuously monitor opacity as an indicator of whether the ESP is properly functioning. Opacity in excess of 30% will be deemed an indicator of a potential malfunction of the ESP and will trigger a requirement to conduct a source test to confirm whether or not the emissions are compliant with Regulation 6-1-311.

40 CFR 64, Compliance Assurance Monitoring (CAM)

The Compliance Assurance Monitoring (CAM) regulation in 40 CFR 64 was developed to provide assurance that facilities comply with applicable emissions limitations by adequately monitoring control devices. The CAM rule was effective on November 21, 1997. However, most facilities are not affected by CAM requirements until they submit applications for Title V permit renewal. As required, Tesoro has conducted an applicability analysis for CAM for both the Golden Eagle Refinery and Amorco Terminal as part of this renewal application and incorporated the applicable requirements in the permit markup.

CAM applies to a source of criteria pollutant or hazardous air pollutant (HAP) emissions if all the following requirements are met:

- The source is located at a major source for which a Title V permit is required; and
- The source is subject to a federally enforceable emission limitation or standard for a criteria pollutant or HAP; and
- The source uses a control device to comply with the federally enforceable emission limitation or standard; and
- The source has potential pre-control emissions of the regulated pollutant that are equal to or greater than the major source threshold for the pollutant (in BAAQMD, the major source thresholds are 100 tons per year for each criteria pollutant, 10 tons per year for a single HAP, and 25 tons per year for two or more HAPs); and
- The source is not otherwise exempt from CAM.

CAM exemptions are specified in 40 CFR 64.2(b)(1) – Exempt Emission Limitations or Standards. Exemptions that could reasonably apply to emission sources at the Golden Eagle Refinery and Amorcó Terminal are:

- 40 CFR 62(b)(1)(i) – Emission limitations or standards proposed by the Administrator after November 15, 1990, pursuant to section 111 or 112 of the ACT; or
- 40 CFR 62(b)(1)(vi) – Emission limitations or standards for which a Title V Permit specifies a continuous compliance determination method (a method, specified by the applicable standard or an applicable permit condition, which: (1) is used to determine compliance on a continuous basis, consistent with the averaging period established for the emission limitation or standard; and (2) Provides data either in units of the standard or correlated directly with the compliance limit).

Emission sources at Golden Eagle Refinery and the Amorcó Terminal were first evaluated by the following criteria to identify sources requiring further analysis for CAM applicability:

- The source is listed in the existing Title V Permit or will be added to the permit in this renewal application; and
- The source uses a control device to routinely control the emissions of a regulated pollutant (criteria pollutant or listed HAP).

Appendix C contains a summary of the CAM requirements analysis for the emission sources that met these criteria. No emission sources were identified for the Amorcó Terminal. The analysis identified one emissions source subject to CAM that triggered additional monitoring – S-1411 Sulfuric Acid Plant, and two emission sources at the Golden Eagle Refinery that are subject to, but otherwise exempt from CAM: S802 – Fluid Catalytic Cracking Unit (FCCU) Regenerator for particulate matter (PM) and S963 Alkylation Plant Turbine for oxides of nitrogen (NO_x). The appropriate requirements have added to the permit to show the CAM applicability and exemptions for S802 and S963.

Source S802 is subject to CAM because it meets all the criteria in 64.2(a):

- The source is subject to federally enforceable emission standards for PM in 40 CFR 60 Subpart J, 40 CFR 63 Subpart UUU, and District Permit Condition 11433 [64.2(a)(1)]; and
- The source's PM emissions are abated by an electrostatic precipitator (A30) [64.2(a)(2)]; and
- The source's pre-control potential PM emissions are assumed to be greater than the major source threshold of 100 tons per year based on knowledge of process operations [64.2(a)(3)].

S802 is otherwise exempt from CAM due to the exemptions in 64.2(b)(1):

- The source is exempt due to 64.2(b)(1)(i) because it is subject to the PM emissions standards of 40 CFR 63, Subpart UUU which was proposed after November 15, 1990 (proposed under the authority of CAA 112(d) on September 11, 1998 [FR 63488-90]).

- The source is exempt due to 64.2(b)(1)(vi) because the Title V permit requires a continuous opacity monitor as a compliance demonstration method, and opacity is monitored as a surrogate for PM emissions.

Source S963 is subject to CAM because it meets all the criteria in 64.2(a):

- The source is subject to federally enforceable emission standards for NOx in SIP Regulation 9, Rule 9 [SIP 9-9-301.1]; and
- The source’s NOx emissions are abated by steam injection (A963) [64.2(a)(2)]; and
- The source’s pre-control potential NOx emissions are estimated to be greater than the major source threshold of 100 tons per year based on emission calculations using emission factors from AP-42, Table 3.1.1 [3.2E-01 lb/mmBTU] and the turbine’s annual firing limit [989,888 mmBTU/year] [64.2(a)(3)].

S963 is otherwise exempt from CAM due to the exemptions in 64.2(b)(1):

- The source is exempt due to 64.2(b)(1)(i) because it is subject to the NOx emissions standards of Regulation 9, Rule 9, which was initially adopted by BAAQMD after November 15, 1990 {May 1993}.

Source S1411 is subject to CAM because it meets all the criteria in 64.2(a):

- The source is subject to federally enforceable emission standards for SO3 or H2SO4 in SIP Regulation 6 [SIP 6-320]; and
- The source’s PM emissions are abated by mist eliminators (A1403 and A1421) and absorber (A1417) [64.2(a)(2)]; and
- The source’s pre-control potential PM emissions are assumed to be greater than the major source threshold of 100 tons per year based on knowledge of process operations [64.2(a)(3)].

Changes to permit:

The following substantive changes are being made to this section.

Changes to Section IV				
Item	Source	Location	Change	Reason
1	N/A	Introduction	Modified introduction to say that SIP standards are now found on EPA's website and are not included as part of the permit. This allows removal of the footnotes for the SIP throughout Section IV.	Incorporate District standard language

Changes to Section IV				
Item	Source	Location	Change	Reason
2	All	Throughout	ORGANIZATION Reorganized all tables by source group. Renumbered all tables within each source group. Added section headers. Consolidated tables for sources with similar applicability Removed duplicate source and permit condition listings and duplicate table numbers	Administrative
2a	All	Throughout	Removed “40 CFR” from Applicable Requirement column	Administrative
3	All	Throughout	Removed demolished sources and sources that were never constructed	Application 17928/17458
3a	All	Throughout	Change title for Future Effective Date column, was “Notes” in some tables	Administrative
4	All	Throughout	Updated regulation effective dates to most recent issue. Where rule changes modify applicability, modified applicable requirements in tables	Administrative: Rule update
5	All	Throughout	Added SIP regulations where applicable	Administrative: Rule update
5a	All	Throughout	Updated Regulation 6 to Regulation 6-1 and Add SIP Regulation 6. Add 6-1-601 and 6-1-401 where missing	Rule update and correct omissions
5b	All	Throughout	Remove Regulation 8, Rule 10 and SIP Regulation 8, Rule 10 from source-specific tables	Consolidate in site-wide Table IV-A1
6	All	Throughout	Removed references to BAAQMD Regulation 8, Rule 18 from source-specific tables. Applicability for fugitive regulations, including Regulation 8, Rule 18 is shown in Tables IV-J0 and J1	Administrative: Reorganization

Changes to Section IV				
Item	Source	Location	Change	Reason
7	All	Throughout	Removed applicability for Regulation 9-1-110, 9-1-301, and other Regulation 9, Rule 1 and SIP 9 Rule 1 area monitoring from source-specific tables except where specifically applicable to the source. Area monitoring is a sitewide requirement and is included in Table IV-A1 and Table IV-A2	Application 19874/19875
7a	All	Throughout	Removed applicability for 40 CFR 60 Subpart A, 40 CFR 61 Subpart A, and 40 CFR 63 Subpart A from source-specific tables and consolidated applicability for those regulations in the site-wide Table IV-A1 and Table IV-A2.	Administrative: Consolidation and reorganization
8	All	Throughout	Removed Condition 19528, Part 1	Redundant with Standard Conditions I.J.1 and I.J.2.
9	All	Throughout	Deleted all entries in Federally Enforceable (Y/N) columns in Regulation Title (header) rows	Administrative
10	All	Throughout	Edited Regulation Titles where incorrect and for consistency. Edited descriptions for clarification and consistency.	Administrative
11	All	Throughout	Deleted all past due dates in Future Effective Date column	Administrative
12a	Sitewide B2758	IV-A1	Renumbered table – was Table IV-A	Administrative - Reorganization
12b	Sitewide B2758	IV-A1	40 CFR 60 Subpart A Deleted 60.488	60.488 is not part of Subpart A. Included with 40 CFR 60 Subpart VV in Components table
12c	Sitewide B2758	IV-A1	40 CFR 63 Subpart A Added 63.3; 63.16; 63.11 Corrected Descriptions	Correct omissions and rule update 63.11 removed from source-specific tables for flares and consolidated in sitewide table

Changes to Section IV				
Item	Source	Location	Change	Reason
12d	Sitewide B2758	IV-A1	40 CFR 63 Subpart B Delete 63.52(e)(1) requirements with past due dates	Administrative: Rule update. Consistent with District guidance
12e	Sitewide B2758	IV-A1	40 CFR 63 Subpart CC Expanded applicability for 63.640; 63.642 Added 63.654(f), (h), (i) Appendix Table 1 and Table 6	Clarify applicability and correct omissions
12f	Sitewide B2758	IV-A1	40 CFR 63 Subpart CC Deleted 63.643, 63.644, 63.645, 63.654(g)(6) 63.647(a); 63.647(c)	Deleted source-specific and non-applicable requirements, Included in source-specific tables where applicable.
13	Reserved			
14	Sitewide B2758	IV-A1	Updated effective dates, titles, federal enforceability, and site- wide applicable requirements and removed source-specific requirements (and added to source-specific tables) for: Regulation 1; Regulation and SIP 8, Rule 5; Regulation and SIP 8, Rule 8; Regulation and SIP 8, Rule 10; Regulation 8, Rule 16; Regulation 8, Rule 40; Regulation and SIP 9, Rule 1; Regulation 9, Rule 2; Regulation 10; Regulation 11, Rule 12; 40 CFR 60 Subparts A, Kb; 40 CFR 61 Subparts A; 40 CFR 63 Subparts A, B, G, CC, UUU	Administrative: Correct omissions, reorganization, and Rule updates

Changes to Section IV				
Item	Source	Location	Change	Reason
14a	Sitewide B2758	IV-A1	For 40 CFR 61 Subpart FF: a) Updated effective date, title, descriptions, and applicability. b) Removed source-specific requirements and moved to source-specific tables in Section G. <ul style="list-style-type: none"> • Treatment processes (61.348) • Monitoring of operations (61.354) • Recordkeeping (61.356) c) Added previously omitted citations. d) Removed requirements for Individual Drain Systems (61.346). e) Removed non-applicable test methods (61.355).	a) Consistent with compliance option selected by facility b) Consistent with approach for reorganization and separation of site-wide from source-specific requirements. c) Correct omissions d) Sitewide drain system (oily-water sewer) is not controlled for compliance with Subpart FF and is not subject to 61.346. e) Corrections
14b	Sitewide B2758	IV-A1	For 40 CFR 63 Subpart UUU: Removed source specific requirements and moved to source-specific tables (63.1570 through 63.1577)	Consistent with approach for reorganization and separation of site-wide from source-specific requirements.
14c	Sitewide B2758	IV-A1	Deleted 40 CFR 63 Subpart EEEE	Regulation is not applicable to the facility. See Appendix B for applicability determination
14d	Sitewide B2758	IV-A1	Deleted 40 CFR 63 Subpart YYYY and added to source-specific table for S963 (turbine)	Consistent with approach for reorganization and separation of site-wide from source-specific requirements.
14e	Sitewide B2758	IV-A1	Expanded 40 CFR 63 Subpart GGGGG	Administrative – provides detail of applicable requirements
14f	Sitewide B2758	IV-A1	Added 40 CFR 98 Mandatory Greenhouse Gas Reporting	Administrative – new rule
15	Sitewide B2758	IV-A1	Deleted Condition 5379	Corrects an error. Lightening no longer done. Lightening Sources S-1450&1451, Cond 5379 were archived in Oct 03. Left in Title V permit in error.

Changes to Section IV				
Item	Source	Location	Change	Reason
15a	Sitewide B2758	IV-A1	Deleted Condition 10525	Consistent with Section VI
16	Reserved			
17	Sitewide B2758	IV-A1	Removed Condition 19528, Part 16	Redundant with Standard Condition I.J.3
17a	Sitewide B2759	IV-A2	Renumbered table – was IV-A1	Administrative: Reorganization
18	Sitewide B2759	IV-A2	Updated regulation effective dates and titles and added site-wide application requirements for: Regulation and SIP 8, Rule 5; Regulation 8, Rule 40; Regulation 10; Regulation 11, Rule 12 40 CFR 60 Subparts A, Kb; 40 CFR 61 Subparts A, FF 40 CFR 63 Subparts A, B, G, CC	Administrative: Correct omissions and Rule updates
18a	Sitewide B2759	IV-A2	Add Regulation 9-1-304 (Fuel Burning).	Add for diesel-powered IC engines S56 and S57. Application 19330/19331
9	Reserved			
20	Sitewide B2759	IV-A2	Deleted 40 CFR 63 Subpart EEEE	Regulation is not applicable to the facility. See Appendix B for applicability determination
20a	Sitewide B2759	IV-A2	Added 40 CFR 63 Subpart GGGGG	Add new NESHAPs
20b	Sitewide B2759	IV-A2	Added 40 CFR 98 Mandatory Greenhouse Gas Reporting	Administrative – new rule
21	Sitewide B2759	IV-A2	Deleted Condition 5379	Corrects an error. Lightering no longer done. Lightering Sources S-1450&1451, Cond 5379 were archived in Oct 03. Left in Title V permit in error.
21a	Sitewide B2759	IV-A2	Added Condition 8077	Correct omission
21b	Sitewide B2759	IV-A2	Delete Condition 10525	Consistent with Section VI
22	Sitewide B2759	IV-A2	Deleted Condition 22455 (source-specific requirements)	Moved to source-specific tables for affected sources
23	Reserved			

Changes to Section IV				
Item	Source	Location	Change	Reason
24-81	Reserved			
82	S802	IV-B1	Renumbered table, was IV-K Edited Title Block	Administrative: Reorganization and clarification
83	S802	IV-B1	Delete duplicate row for Regulation 1	Administrative
84	S802	IV-B1	Edit Regulation 1 Edit SIP Regulation 1 Delete "PROVISIONS NO LONGER IN CURRENT RULE"	Rule update and correct omissions; SIP is explained in introduction to Section IV – note is no longer required
84a	S802	IV-B1	Deleted 6-1-304, SIP 6-304.	Correction. Tube cleaning does not apply to this source. It does apply to CO Boiler S-901 and is shown in Table IV-C.1.1.
85	S802	IV-B1	Added 6-1-311 and SIP 6-311	Correct Omission
86	S802	IV-B1	For Regulation 9-1: Add 9-1-310.3; 9-1-602; 6-1-603; 9-1-605 Remove 9-1-313; 9-1-313.1; 9-1-313.2 Remove SIP Regulation 9, Rule 1	Application 19874/19875 and Rule updates
87	S802	IV-B1	Add Regulation 10	Correct omissions
88	S802	IV-B1	Delete 40 CFR 60 Subpart A	Moved to sitewide table IV-A1
89	S802	IV-B1	For 40 CFR 60 Subpart J: Correct title and update effective date Add "Applicability defined by Condition 11433" Delete 60.102(b) Add citations to expand applicability for clarification Change 60.107(e) and (f) to (f) and (g)	Administrative and clarification that Subpart J is only applicable to S802 because it is required by Condition 11433 (incorporation of Consent Decree requirements) 60.102(b) not applicable - only applies to supplemental fuel firing 60.107 mods are Rule update
90	S802	IV-B1	Delete footnote regarding SIP	Redundant with SIP URL in the introduction of Section IV

Changes to Section IV				
Item	Source	Location	Change	Reason
91	S802	IV-B1	For 40 CFR 63 Subpart UUU: Add missing citations and remove 63.1570(e)	Administrative: Correct omissions and rule update
91a	S802	IV-B1	Add 40 CFR 64 (Compliance Assurance Monitoring)	Administrative: Add applicable requirements. See Appendix C for complete CAM evaluation.
91b	S802	IV-B1	Added Condition 8077	Correct omission.
92	S802	IV-B1	For Condition 11433: Update Part 2A, Delete Part 3, modify descriptions and add basis for several conditions, Add Parts 13 through 16	Application 17500/17501
93	Reserved			
94	Reserved. See 242			
95	Reserved			
96	Reserved. See 286a			
97	S815, S816, S817, S1001	IV-B2	Renumbered table, was IV-N Added S1001	Administrative: Reorganization
98	Reserved			
99	S815, S816, S817, S1001	IV- B2	For Condition 10696: Added "(Applies to S815, S816, and S817 only)	Administrative
100	S815, S816, S817	IV- B2	For Condition 10696: Delete Parts 2 and 3 and 4	Application 18861/18862 Application 21711/21712
101	S815, S816, S817, S1001	IV- B2	For Condition 17837: Added "(Applies to S817 only). Correct part 2 description	Administrative
102	S815, S816, S817, S1001	IV- B2	Deleted Condition 4357.	Superseded by Condition 8077. Application 19647/19632
103	reserved			
104	Reserved			
105	S850	IV-B3	Create new table (Move sources from Revision 4, Table IV-S)	Administrative: Reorganization
106	S850	IV-B3	Delete Condition 4357 (was in Table IV-S for these sources).	Superseded by Condition 8077. Application 19647/19632

Changes to Section IV				
Item	Source	Location	Change	Reason
107	S850	IV-B3	Add Condition 8077, Part B6B	Add applicable parts of Condition 8077 for sources. Resolves condition 4357/8077 appeal item for this source.
110	Reserved			
111	Reserved			
112	Reserved			
113	Reserved			
114	S1002 S1003 S1006 S1105	IV-B4	Renumbered table, was IV-AJ for S1002 Added S1003 (was in IV-AJ(2)) Added S1006 (was in IV-AJ(3)) Added S1105 (was not in Section IV)	Administrative: Reorganization
115	Reserved			
116	S1002, S1003, S1006	IV-B4	For Condition 8350: a) Added explanations of applicability in header b) Parts A1, A4 – editorial changes to identify source c) Delete Parts A2 and A3 d) Added Parts B1, B4, C1, C4	a) Administrative: Reorganization b) Administrative: Reorganization c) Application 18861/18862 d) Administrative: Reorganization
116a	S1002, S1003, S1006, S1105	IV-B4	Added Condition 19199 for S1105	Administrative: Reorganization
116b	S1105	IV-B4	Deleted 19199 Parts G1 – G4, G6 – G8	Application 18861/18862
117	S1004	IV-B5	Renumbered table, was IV-AJi	Administrative: Reorganization
118	S1004	IV-B5	40 CFR 63 Subpart UUU Add missing citations and correct selected citation descriptions. Delete 63.1570(e)	Administrative: Correct omissions and clarification Rule update for 63.1570(e)
118a	S1004	IV-B5	Deleted Condition 4357	Application 19647/19632
118b	S1004	IV-B5	Added Condition 8077	Application 19647/19632
119	S1005	IV-B6	Renumbered table, was IV-AI	Administrative: Reorganization

Changes to Section IV				
Item	Source	Location	Change	Reason
120	S1038 S1040	IV-B6	Remove 1038 from header and remove Condition 23258 and move to IV-B7 Remove S1040 – no applicable requirements	Administrative: Reorganization
121	S1005	IV-B6	For Regulation 8, Rule 2: Update header Add 8-2-101 and 8-2-601	Administrative: Correct omissions and clarification
121a	S1005	IV-B6	For Condition 22070: Update header	Administrative: Reorganization
121b	S1005	IV-B6	Add new Condition 24321 for firm fixed limit	Application 18949/18950
122	S1038	IV-B7	Renumbered table, was IV-AI	Administrative: Reorganization
123	S1005 S1040	IV-B7	Remove S1005 from header, remove Regulation 8, Rule 2, and remove Condition 22070 and move to IV-B6 Remove S1040 – no applicable requirements	Administrative: Reorganization
123	S1038	IV-B7	For Condition 23258: Remove Parts 2, 3, 4	Application 14894
124	S1007, S1008	IV-B8	Remove Condition 1910 Parts 1 and 2, and Part 3	Application 18861/18862 Application 21711/21712
124a	S1007	IV-B8	Correct name of source to “Hydrocracker Unit 2nd Stage”	Consistent with Table IIA-1
124b	S1008	IV-B8	Correct name of source to “Hydrocracker Unit 1st Stage”	Consistent with Table IIA-1
125	Reserved			
126	S1009	IV-B9	Renumber table, was IV-AL	Administrative: Reorganization
127	S1009	IV-B9	For Condition 22693 Deleted Parts 1 through 8	Application 13401
128	S1020	IV-B10	Renumber table, was IV-S	Administrative: Reorganization
129	Reserved			
130	S850	IV-B10	Remove S850 and move to Table IV-B3	Administrative: Reorganization

Changes to Section IV				
Item	Source	Location	Change	Reason
131	S1020	IV-B10	Removed Note “The NESHAPS 40 CFR 63 Subpart UUU applicability requirements apply only to S-1020 No. 3 UOP Reformer”	Administrative: Note no longer needed since table just includes S1020
132	S1020	IV-B10	For 40 CFR 63 Subpart UUU: Added missing citations and correct selected citation descriptions. Delete 63.1570(e)	Administrative: Correct omissions and clarification Rule update for 63.1570(e)
133	S1020	IV-B10	Deleted Condition 4357	Application 19647/19632 Did not add 8077. The source is described as No. 3 Reformer UOP Furnace #53 in Appendix A Group B emission cap sources. The correct source number for F53 is S971 not S1020.)
134	Reserved			
135	Reserved			
136	S1510	IV-B11	Renumber table, was IV-XX1	Administrative: Reorganization
137	Reserved			
138	Reserved			
139	S901	IV-C.1.1	Renumber table, was IV-Y Edit title block.	Administrative: Reorganization and Clarification
140	S901	IV-C.1.1	Edit Regulation 1 Edit SIP Regulation 1 Edit Regulation 9, Rule 1 Edit Regulation 9, Rule 10 Move BAAQMD MOP	Application 19874/19875 Administrative: Rule updates, correct omissions; clarifications
140a	S901	IV-C.1.1	Added Regulation 6-1-311 and SIP 6-311 and footnotes.	Correction. See above 6-1-311 discussion in Section C.IV, Complex applicability determinations.
141	S901	IV-C.1.1	Remove Condition 4357 and add Condition 8077	Application 19647/19632
142	S901	IV-C.1.1	Update Condition 11433, adding Parts 8 – 16 and removed Part 3.	Application 15212, Application 17500/17501

Changes to Section IV				
Item	Source	Location	Change	Reason
142a	S901	IV-C.1.1	Add Condition 22150	Administrative: Correct omission
143	S904	IV-C.1.2	Renumber table, was Table IV-Z	Administrative: Reorganization
143a	S904	IV-C.1.2	Delete SIP 6-302 Delete Condition 17322, Part 4a Deleted 9-10-304 Delete Condition 18372, Part 26	Application 19300/19301
144	S904	IV-C.1.2	Edit Regulation 1 and SIP Regulation 1 Move BAAQMD Manual of Procedures Delete Regulation 9, Rule 1 Edit Regulation and SIP 9, Rule 10 Edit 40 CFR 60 Subpart J Delete Condition 16685 Edit Condition 17322 [Delete Parts 3, 6d, 7, 8; Edit parts 2, 6, 6a, 6b, 6c] Add Condition 18372, Parts 27, 28, 36 Delete Condition 22590, Part 3	Application 19300/19301 Application 19874/19875 Administrative: Rule updates, correct omissions; clarifications
144a	S904	IV-C.1.2	Delete Condition 4357 and add Condition 8077	Application 19647/19632
145	S904 S854/992 S1517 S902 Several S1412 S1511, S1512 S1401	IV-C.1.2 IV-C.2.1 IV-C.2.6 IV-C.4.1 IV-C.4.2 IV-C.4.4 IV-C.4.6 IV-H2	Delete 40 CFR 60 Subpart A	Moved to Sitewide Table IV-A1
146	S854, S992, S1012, S1517, S1524	IV-C.2.1	Renumber table, was IV-U for S854, S992, and S1013	Administrative: Reorganization to include all NSPS flares in one table.

Changes to Section IV				
Item	Source	Location	Change	Reason
146a	S854, S992, S1012, S1517, S1524	IV-C.2.1	Remove S1013 from header and move to IV-C.2.5. Add S1012 and S1524.	Administrative: Reorganization to include all NSPS flares in one table.
146b	S854, S992, S1012, S1517, S1524	IV-C.2.1	Add S1517 and Condition 23129, was in IV-XX6	Administrative: Reorganization to include all NSPS flares in one table.
147	S854, S992, S1012, S1517, S1524	IV-C.2.1	Add Regulation 1 Add SIP Regulation 1 Edit Regulation 10 Edit Regulation 12-11 Add Regulation 12-12 Moved 60.18 citations from NSPS Subpart J to Subpart A. Edit 40 CFR 60 Subpart J Delete 40 CFR 63 Subpart A 63.11 Clarify/correct Condition 19528 Parts 11C, 11D, 11E. Delete Condition 19528, Part 11F. Add new Condition 23129 for S1517. Added new Condition 24324 for S1524.	Incorporate changes in Consent Decree Flare Application 17752/17753, Coker Modification Project Application 14141/14144, and 50 Unit Application 18752/18753. Condition 19528, Part 11F deleted consistent with Section VI. Rule update for 40 CFR 60 Subpart J.
148	S943	IV-C.2.2	Renumber table, was IV-Xa	Administrative: Reorganization
149	S943	IV-C.2.2	Add Regulation 12, Rule 11 and 12 exemptions	Administrative: Rule update
149a	S943	IV-C.2.2	Add Condition 19528, parts 11B, 11C, 11D, 11E	Consistent with Statement of Basis for Revision 2
150	S944 S945	IV-C.2.3	Renumber table, was IV-X for S944, S945, S1012	Administrative: Reorganization
150a	S944 S945	IV-C.2.3	Remove S1012 and move to IV-C.2.1	Administrative: Reorganization Application 17752/17753
151	S944 S945	IV-C.2.3	Add Regulation 1 Add SIP Regulation 1 Added Regulation 12-11-601 and 602. Add Regulation 12-12 Edit Condition 19528 Parts 11C, 11D, 11E.	Incorporate changes in Consent Decree Flare Application 17752/17753
152	Reserved			

Changes to Section IV				
Item	Source	Location	Change	Reason
153	S1013	IV-C.2.4	Create new table and move S1013 from IV-X. Based on Table IV-X, Add Regulation 1 Add SIP Regulation 1 Add Regulation 10-14 Edit Regulation 12-11 to add 601 and 602 Add Regulation 12-12 Edit 40 CFR 60 Subpart J Clarify/correct Condition 19528 Parts 11C, 11D, 11E.	Incorporate changes in Consent Decree Flare Application 17752/17753 Incorporates Rule update for 40 CFR 60 Subpart J.
154	Reserved			
155	Reserved			
156	B2759 S56, S57	IV-C.3.1	Renumber table, was IV-Db (Amorco Wharf) Edit Title Block to add Facility B2759	Administrative: Reorganization and clarification
157	B2759 S56, S57	IV-C.3.1	Moved Regulation 9-1-301 to Sitewide Table IV-A1 Edit Regulation 9, Rule 8 Add CARB ATCM Delete Condition 20573 Add Condition 23811	Incorporate changes made in Application 19330/19331
158	S952-S954	IV-C.3.2	Renumber table, was IV-AG	Administrative: Reorganization
159	S952-S954	IV-C.3.2	Moved Regulation 9-1-301 to Sitewide Table IV-A1 Edit Regulation 9, Rule 8 Add SIP 9-8. Delete Condition 4357. Add Condition 8077 Add Condition 15204 Delete Condition 19528, part 7	Application 19419/19418 Application 19647/19632
160	S955-S960	IV-C.3.3	Renumber table, was IV-AH	Administrative: Reorganization
161	S955-S960	IV-C.3.3	Moved Regulation 9-1-301 to Sitewide Table IV-A1 Edit Regulation 9, Rule 8 Add SIP 9-8 Delete Condition 13509, parts 2, 3, 4 Delete Condition 19528, part 7	Application 19419/19418

Changes to Section IV				
Item	Source	Location	Change	Reason
162	S1469 S1471 S1472 S1475 S1476	IV-C.3.4	Renumber table, was IV-Dd	Administrative: Reorganization
163	S1474, S1477, S1486	IV-C.3.4	Delete sources. Sources no longer in operation.	Application 19419/19418
164	S1469 S1471 S1472 S1475 S1476	IV-C.3.4	Rename sources. Edit Regulation 6, Rule 1 and SIP Regulation 6 [301, 303, 303.1] Moved Regulation 9-1-301 to Sitewide Table IV-A1 Edit Regulation 9, Rule 8 Add CARB ATCM Delete Condition 18946 Deleted Condition 18947-5, 7 & 8. Add Condition 22851	Application 19419/19418
165	S1487 S1488	IV-C.3.5	Renumber table, was IV-Da	Administrative: Reorganization
166	S1487 S1488	IV-C.3.5	Edit Regulation 6, Rule 1 and SIP Regulation 6 [301, 303, 303.1] Moved Regulation 9-1-301 to Sitewide Table IV-A1 Edit Regulation 9, Rule 8 Add CARB ATCM Add 40 CFR 63 Subpart ZZZZ for both S1487 and S1488 Delete Condition 20672 Parts A1, A2, A3, A4, A7, A9, B1, B2, B3, B4, B7 and B9. Add Condition 22851	Application 19419/19418
167	Reserved			
168	Reserved			
169	Reserved			
170	S1518 S1519	IV-C.3.6	Renumber table, was IV-Dh	Administrative: Reorganization

Changes to Section IV				
Item	Source	Location	Change	Reason
171	S1518 S1519	IV-C.3.6	Edit Regulation 6, Rule 1 and SIP Regulation 6 [301, 303, 303.1] Edit Regulation 9, Rule 8 Add CARB ATCM Add 40 CFR 60 Subpart III Add 40 CFR 63 Subpart ZZZZ Revised Condition 23811 to show updated basis and Federally Enforceability	Application 19419/19418
172	S902	IV-C.4.1	Renumber table, was IV-AA for S902, S905, and S923	Administrative: Reorganization
172a	S902	IV-C.4.1	Remove future effective dates.	Consent Decree future applicability does not apply to S902.
173	S905	IV-C.4.1	Delete source Source no longer exists	Application 19300/19301
174	S923	IV-C.4.1	Delete source Source archived	Application 18739/18738
175	S902	IV-C.4.1	Edit Regulation 1, moving 1-521 to the Sitewide Table IV-A1 Edit Regulation 10 Move BAAQMD MOP Edit 40 CFR 60 Subpart J	Application 19874/19875 Administrative: Correct omissions, rule updates, clarifications
176	Several	IV-C.4.2	Renumber table, was IV-Aab Edit Title Block	Administrative: Reorganization and clarification
177a	S924	IV-C.4.2	Delete source Source archived	Application 18739/18738
177b	S950	IV-C.4.2	Delete source, 40 CFR 61 Subpart FF, and Condition 7410 and move to IV-C.4.4	Administrative: Reorganization
177	S913	IV-C.4.2	Delete S913 from future effective date	Application 19874/19875

Changes to Section IV				
Item	Source	Location	Change	Reason
178	Several	IV-C.4.2	Edit Regulation 1, moving 1-521 to the Sitewide Table IV-A1 Edit SIP Regulation 1 Delete Regulation 9, Rule 1 Edit Regulation 9, Rule 10 Edit SIP Regulation 9, Rule 10 Edit Regulation 10 Move BAAQMD MOP Move 40 CFR 60 Subpart A to Sitewide Table IV-A1 Edit 40 CFR 60 Subpart J Add future effective dates for S908, S909, S912 Edit Condition 18372	Application 19874/19875 Administrative: Rule updates, correct omissions; clarifications
178a	S937	IV-C.4.2	Add Condition 677	Administrative: Correct omission
179	Several	IV-C.4.2	Delete Condition 4357 Add Condition 8077	Application 19647/19632
179a	S937	IV-C.4.2	Add Condition 12016	Application 19874/19875
180	Several	IV-C.4.2	Delete Condition 16685, moving firing rate limits to Condition 18372-27	Application 19874/19875
181	Reserved – see 177b			
182	Reserved			
183	S908	IV-C.4.2	Add Condition 18539	Application 19874/19875
183a	S908, S909, S912, S913	IV-C.4.2	Add Condition 20099, Part 6 Add Condition 21053, Part 7 Add Condition 21100, Part 4 Add Condition 21849, Part 11.d	Administrative: Correct omissions
184	S913 S920	IV-C.4.2	Edit Condition 22621 Delete Condition 21751	Incorporate changes in Applications 18861/18862
184a	S916	IV-C.4.2	Delete Condition 21186-5 & 6	Application 19874/19875
185	S917, S919, S951, S971, S972, S973, S974	IV-C.4.3	Renumber table, was IV-AF Edit Title block Correct names for S973 and S974	Administrative: Reorganization and clarification

Changes to Section IV				
Item	Source	Location	Change	Reason
186	S917, S919, S951, S971, S972, S973, S974	IV-C.4.3	Edit Regulation 1, moving 1-521 to the Sitewide Table IV-A1 Edit SIP Regulation 1 Move BAAQMD MOP Move Regulation 9, Rule 1 to the Sitewide Table IV-A1 Edit Regulation 9, Rule 10 Edit SIP 9, Rule 10 Edit Regulation 10 Edit 40 CFR 60 Subpart J Delete Condition 16685, moving firing rate limits to Condition 18372-27 Edit Condition 18372	Application 19874/19875 Administrative: Rule updates, clarifications
187	S917, S919, S951, S971, S972, S973, S974	IV-C.4.3	Delete Condition 4357 Edit Condition 8077	Application 19647/19632
187a 1	S917	IV-C.4.3	Edit Condition 21186	Application 19874/19875
187a	S950	IV-C.4.4	Create new table and move S950 from Table IV-Aab (Revision 4)	Administrative: Reorganization
187b	S950	IV-C.4.4	Based on Table IV-Aab, Edit Regulation 1, moving 1-521 to the Sitewide Table IV-A1 Edit SIP Regulation 1 Delete Regulation 9, Rule 1 and move to the Sitewide Table IV-A1 Edit Regulation 9, Rule 10 Edit SIP Regulation 9, Rule 10 Edit Regulation 10 Add Regulation 11, Rule 12 Move BAAQMD MOP Move 40 CFR 60 Subpart A to the Sitewide Table IV-A1 Edit 40 CFR 60 Subpart J Delete Condition 16685 moving firing rate limits to Condition 18372-27. Edit Condition 18372	Application 19874/19875

Changes to Section IV				
Item	Source	Location	Change	Reason
187c	S950	IV-C.4.4	Based on Table IV-Aab, Edit 40 CFR 61 Subpart FF Remove requirements for carbon or condenser system 61.349(a)(2)(ii) Add Delay of Repair Add Monitoring of Operations Add Test methods Add Recordkeeping Add Reporting	Administrative: Clarification, correct omissions
187d	S950	IV-C.4.4	Based on Table IV-Aab, Delete Condition 4357 Add Condition 8077	Application 19647/19632
187e	S950	IV-C.4.4	Added Condition 7410 Part 1	Correct Omission
188	S1412	IV-C.4.5	Renumber table, was IV-AAa for S938, S939, S1412	Administrative: Reorganization
189	S938, S939	IV-C.4.5	Delete sources Sources archived	Application 17928/17458
190	S1412	IV-C.4.5	Edit Regulation 1, moving 1- 521 to the Sitewide Table IV- A1 Edit Regulation 6, Rule 1 Edit SIP Regulation 6 Moved Regulation 9, Rule 1 to Sitewide Table IV-A1. Edit Regulation 9, Rule 10 Edit Regulation 10 Move BAAQMD MOP Moved 40 CFR 60 Subpart A to Sitewide Table IV-A1. Edit 40 CFR 60 Subpart J	Application 19874/19875 Administrative: Rule updates, clarifications, correct omissions
191	S1106 S1470	IV-C.4.6	Renumber table, was IV-AAc	Administrative: Reorganization
192	S1106 S1470	IV-C.4.6	Edit Regulation 1, moving 1- 521 to the Sitewide Table IV- A1 Edit SIP Regulation 1 Add Regulation 6, Rule 1 Add SIP Regulation 6 Edit Regulation 10 Moved 40 CFR 60 Subpart A to Sitewide Table IV-A1. Edit 40 CFR 60 Subpart J	Administrative: Rule updates, clarifications, correct omissions
193	S1470	IV-C.4.6	Edit Condition 18539	Application 19874/19875 Application 19647/19632

Changes to Section IV				
Item	Source	Location	Change	Reason
194	S1511 S1512	IV-C.4.7	Renumber table, was IV-XX2 Edit Title Block	Administrative: Reorganization and clarification
195	S1511 S1512	IV-C.4.7	Edit Regulation 1, moving 1- 521 to the Sitewide Table IV- A1 Edit SIP Regulation 1 Edit Regulation 6, Rule 1 [310.3] Edit SIP Regulation 6 [310.3] Moved Regulation 9-1-302 to Sitewide Table IV-A1. Add Regulation 10 Moved 40 CFR 60 Subpart A to Sitewide Table IV-A1. Edit 40 CFR 60 Subpart J Add 40 CFR 60 Appendix B Add 40 CFR 60 Appendix F Edit Condition 23129	Administrative: Rule updates, clarifications, correct omissions Application 18311 [23129, part 26]
195a	S963	IV-C.5.1	Create new table	Correct omission
195a 1	S963	IV-C.5.1	Deleted 9-9-503	No changes are required to comply with the NOx limit, so a new initial determination of compliance is not required.
195a 2	S963	IV-C.5.1	Deleted Condition 19528. Part 19.	Annual Source Testing is required by 9-9-504.
196	B2759 S55	IV-D1	Create new table	Correct omission
197	S100	IV-D2	Renumber table, was IV-C Edit Title Block	Administrative: Reorganization and clarification
198	S100	IV-D2	Add SIP Regulation 8, Rule 44 Add Condition 8077 Delete Condition 19528, part 2	Application 19326/19327
198a	S100	IV-D2	Add 40 CFR 63 Subpart Y Edit 40 CFR 63 Subpart CC	Correct omission.
199	S101	IV-D3	Renumber table, was IV-D Edit Title Block	Administrative: Reorganization and clarification
200	S101	IV-D3	Add Regulation 8, Rule 6	Administrative: Correct omission
201	S108	IV-D4	Renumber table, was IV-F for S106, S107, S108, S114	Administrative: Reorganization
202	S106, S107, S114	IV-D4	Remove sources Sources archived	Application 19326/19327

Changes to Section IV				
Item	Source	Location	Change	Reason
203	S108	IV-D4	Add Regulation 8, Rule 44 Edit SIP Regulation 8, Rule 44 Add 40 CFR 63 Subpart Y Edit 40 CFR 63 Subpart CC	Application 19326/19327
203a	S108	IV-D4	Add Condition 8077	Administrative: Correct omission
204	S115	IV-D5	Create new table	Administrative: Correct omission
205	S126, S127	IV-D6	Create new table	Administrative: Correct omission
206	S1025	IV-D7	Renumber table, was IV-AM Edit Title block	Administrative: Reorganization and clarification
207	S1025	IV-D7	Add separate sections for regulations for Non-Gasoline Loading, Gasoline Loading, and Applicable to All Loading Events	Administrative: Clarification
208	S1025	IV-D7	Add Regulation 8, Rule 6 Edit Regulation, Rule 33	Administrative: Rule updates, clarifications, correct omissions
208a	S1025	IV-D7	Add 40 CFR 60 Subpart R Add 40 CFR 60 Subpart CC	Correct omissions
209	S1025	IV-D7	Edit Condition 21849	Incorporate changes in Applications 18861/18862
210	S1504 S1528	IV-D8	Renumber table, was IV-AMa for S1504	Administrative: Reorganization
210a	S1528	IV-D8	Add new source	Application 19415
211	S1504 S1528	IV-D8	Edit Regulation 8, Rule 6	Administrative: Remove non-applicable requirements, correct omissions
212	S1528	IV-D8	Add Condition 13605, part 1 & 5	Application 19415
212	S1504	IV-D8	Edit Condition 21849	Incorporate changes in Applications 18861/18862 Administrative: Clarification
213	S1525	IV-D9	Add new table for new source	Application 18835/18832
213a	S97, S98, S99	IV-E1	Renumbered table, was IV-B	Administrative: Reorganization

Changes to Section IV				
Item	Source	Location	Change	Reason
213b	S97, S98, S99	IV-E1	Add "Abated by A30 ESP or by A3/A4 Cyclone & Baghouse" to title block	A3/A4 are permitted as abatement devices for these sources, but have been blinded and left in place. Sources are vented to A30 for particulate control. Keep A3/A4 because not demolished or rendered inoperable. Add A30.
213c	S97, S98, S99	IV-E1	Edit Regulation 6, Rule 1 [311] Edit SIP Regulation 6 [311] Edit Condition 19528, parts 13, 13A	Administrative: Correct omissions, clarification
214	S659 S660	IV-E2	Renumber table, was IV-J Edit Title block	Administrative: Reorganization and clarification
215	S659 S660	IV-E2	Add Condition 23129 Part 40	Administrative: Correct omission and clarification
216	S810 S821	IV-E3	Renumber table, was IV-Ja Edit title block	Administrative: Reorganization and clarification
216a	S809	IV-E3	Added source	Correct error. Old Fluid Coker source that was missed.
216a 1	S846, S975, S976 thru S981, S982, S983, S985, S987, S988	IV-E4	Renumbered table, was IV-R for S846, S976 thru S981, S983, S985, S987, S988 Add Condition 22230	Administrative: Reorganization Correct Omission.
216b	S975, S982	IV- E4	Add S975 and S982 (were in IV-Ra)	Administrative: Reorganization
216c	S975, S982	IV- E4	Based on IV-Ra, Delete Condition 18435	Condition superseded by Condition 19199 in Application 3076/2508
216d	S975, S982	IV- E4	Add Condition 19199, Section D and Section E	Administrative: Correct omission
217	S1513	IV-E5	Renumber table, was IV-XX3 Edit Title block	Administrative: Reorganization and clarification
218	S1513	IV-E5	Delete Condition 23129, part 36	Lab analysis completed 5/22/08 for Application 14141/14144
218a	S1513	IV-E5	Add Condition 23129, Part 31	Correct Omission

Changes to Section IV				
Item	Source	Location	Change	Reason
219	S1514 S1515	IV-E6	Renumber table, was IV-XX4 Edit Title block	Administrative: Reorganization and clarification
219a	S1514 S1515	IV-E6	Add Condition 23129, Part 38	Correct Omission
220	S1516	IV-E7	Renumber table, was IV-XX5 Edit Title block	Administrative: Reorganization and clarification
220a	S1516	IV-E7	Add Condition 23129, Part 43	Correct Omission
220a	Tanks	Section F	Changed format of Section IV for tanks. Replaced individual applicability tables with a consolidated tank applicability matrix table. Tables removed from Revision 4 for tanks in the matrix and for demolished and permanently OOS sources are included in this SB as Appendix E.	Administrative: Reorganization.
221	Tanks	IV-F1	Added table of tanks with Source number, Description Group, and BAAQMD Conditions as listed in Revision 4, Section IV tank tables.	Administrative: Reorganization
221a 1	Several	IV-F1	Delete Condition 19528, part 1	Redundant with Standard Conditions I.J.1 and I.J.2.
221a 2	S26	IV-F1	Delete Condition 5957	Application 17537/17538
221b	S26	IV-F1	Delete Condition 10684	Application 17712/17713
221b 1	S57, S323	IV-F1	Added Condition 8077-B8C	Correct Omission
221c 1	S33, S638, S692, S706, S708	IV-F1	Delete Condition 8636	Application 17537/17538
221c 2	S640, S710, S711	IV-F1	Delete Condition 8636	Application 17537/17538
221d 1	S134	IV-F1	Add Condition 21053, part 6 Corrected applicability to add BWON 40CFR63 Subpart FF	Correct omission See Appendix B and detailed Tank Table markup in Appendix E.
221d 2	S137, S318, S323, S367, S432, S603	IV-F1	Correct Condition 21053, part 6, was Condition 19528, part 6	Correct error in Revision 4 table

Changes to Section IV				
Item	Source	Location	Change	Reason
221e	S137, S198, S217, S323, S1468	IV-F1	Change Description	Update
221f	S313, S315	IV-F1	Delete Condition 8516	Application 17537/17538
221g	S316	IV-F1	Delete Condition 12368	Application 17537/17538
221h	S327	IV-F1	Updated Applicability to remove NSPS subpart Kb	See Appendix B and detailed Tank Table markup in Appendix E.
221i	S529, S530	IV-F1	Delete Condition 8548 Changed applicability from 40 CFR 63 Subpart CC recordkeeping only to no requirements.	Application 17928/17458 Tanks are out of service. Still shown as 8-5 exempt.
221j	Reserved			
221k	S601	IV-F1	Delete Condition 7144	Application 17537/17538
221k 1	Reserved			
221k 2	S612	IV-F1	Change Condition numbers from 6740-1, 2, 3 to 6740-3, 4, 5	Administrative: Consistent with Section VI
221l	S613	IV-F1	Delete Condition 21849	Application 18661/18662
221 m	S641, 707	IV-F1	Delete Condition 8517	Application 17537/17538
221n	S642	IV-F1	Delete Condition 5944	Application 17537/17538
221o	S651	IV-F1	Delete Condition 13725	Application 17537/17538
221p	S656, S658	IV-F1	Delete Condition 10696, parts 2, 3, 4	Application 18661/18662 Application 21711/21712
221p 1	S672	IV-F1	Remove S672	Source Demolished.
221q	S690	IV-F1	Delete Condition 10684	Application 17712/17713
221r	S696	IV-F1	Delete Condition 11707	Application 17537/17538
221s	S696	IV-F1	Delete Condition 21849	Application 18661/18662
221t	S701	IV-F1	Delete Condition 11897	Application 17537/17538
221u	S705	IV-F1	Delete Condition 5000	Application 17537/17538
221v	S705	IV-F1	Delete Condition 10684	Application 17712/17713
221 w	S714	IV-F1	Delete Condition 8538 (A/N 9018 AC) Add Condition 8538 (A/N 16050 PO)	Correct error – See Section 6 SB
221x 1	S775	IV-F1	Delete Condition 10525, part 8	Condition 10525 superseded by 19762.
221x 2	S775	IV-F1	Delete Condition 19762, A3, A4	Application 17537/17538
221y	S871	IV-F1	Delete Condition 21393, part 3	Application 17537/17538

Changes to Section IV				
Item	Source	Location	Change	Reason
221y 1	S873	IV-F1	Changed Description to Tank A-895	Correction
221z	S896	IV-F1	Add Condition 23263	Application 16822/16823
221z 1	S1416	IV-F1	Delete Condition 19528-10&10A	Application 21711/21712 See Appendix B
221a a	S1461	IV-F1	Delete Condition 17477, parts A3, A4	Application 17537/17538
221a b	S1463	IV-F1	Delete Condition 17477, parts C3, C4	Application 17537/17538
221a c	S1464	IV-F1	Delete Condition 17477, parts D3	Application 17537/17538
221a d	S1465	IV-F1	Delete Condition 17477, parts E3	Application 17537/17538
221a e	S1473	IV-F1	Delete Condition 19197, parts 3, 4, 5, 6	Application 18661/18662 Application 21711/21712
221a f	S1485	IV-F1	Delete Condition 20520, parts 3, 4	Application 17537/17538
221a g	S1506, S1507	IV-F1	Delete Condition 22640, part 3	Consistent with new condition in Section VI
221a h	S1508	IV-F1	Modify Condition 23486, part 2	Application 19326/19327
221a i	B19, B50	IV-F1	Delete Condition 10684	Application 17537/17538
222	S434 S435 S456	IV-F1	Sources deleted from tank tables. Not regulated.	Previously in IV-BI (434) and VII-BC (435, 456)
222a	Reserved			
222b	S198, S506, S510, S1498, S1505	IV-F1	Added miscellaneous sources	Correct omissions
222c	Several	IV-F1	Added miscellaneous sources: S743, S749, S872, S873, S1468, B54 Added LPG sources: S514, S515, S516, S554, S572, S598, S599, S618, S646, S647, S648, S649, S652, S666, S667, S668, S669, S670, S695	Correct omissions and add exempt LPG storage tanks
222d	S896	IV-F1	Added new source	Application 16822/16823
222e	S1509	IV-F1	Added new source	Application 19326/19327
222f	Reserved			

Changes to Section IV				
Item	Source	Location	Change	Reason
222g	All	IV-F2	Added table grouping tanks by applicability for presentation in tank matrix (Table IV-F3)	Administrative: Reorganization
222h	All	IV-F3	Added table showing regulatory applicability for tank groups to replace Revision 4 tank tables.	Administrative: Reorganization
223	Wastewater Components Subject to BAAQMD 8-8	IV-G1	Create new table for wastewater components subject to BAAQMD 8-8.	Administrative: Reorganization, Rule update
224	Individual Drain Systems Subject to 40 CFR 60 Subpart QQQ	IV-G2	Create new table for individual drain systems subject to 40 CFR 60 Subpart QQQ.	Administrative: Reorganization, Rule update
225	S513	IV-G3	Renumber table, was IV-CI Cluster 25 Edit Title block	Administrative: Reorganization and clarification
226	S513	IV-G3	Delete Regulation 8, Rule 5 Add Regulation 8, Rule 8 Add SIP Regulation 8, Rule 8	Tank is wastewater sludge tank and is part of sludge dewatering equipment subject to 8-8-304 rather than 8-5. See Appendix B for a detailed applicability determination.
227	S513	IV-G3	Add Regulation 10 Reformat and update 40 CFR 60 Subpart Kb 40 CFR 63 Subpart CC	Administrative: Reorganization, clarification, rule updates, correct omissions Tank is subject to NSPS Kb Tank is WW source exempt from MACT CC per 63.640(d)(5)
228	S513	IV-G3	Remove 40 CFR 60 Subpart A	Redundant with Table IV-A1
229	S513	IV-G3	Add Regulation 11, Rule 12 Add 40 CFR 61 Subpart FF	Tank is subject to Subpart FF but exempt per 61.340(d) and not subject to controls per 61.342(e).
230	S513	IV-G3	Correct Condition 21053, Part 6; was Condition 19528, Part 6	Administrative: Correct error

Changes to Section IV				
Item	Source	Location	Change	Reason
230a	S532, S1484	IV-G4	Renumber table, was IV-Ia for S532 Add S1484 (was in IV-Ib) Edit Title block	Administrative: Reorganization, clarification,
230b	S532, S1484	IV-G4	Update titles and effective dates Edit Regulation 8, Rule 8 Add SIP Regulation 8, Rule 8	Regulatory applicability corrections, and Administrative: correct omissions, rule updates Sources are oil-water separators subject to 8-8-301; not slop tanks subject to 8-8-305
230c	S532, S1484	IV-G4	Add Regulation 11, Rule 12 Add 40 CFR 61 Subpart FF Add 40 CFR 63 Subpart CC	Regulatory applicability corrections - Sources are 40 CFR 61 Subpart FF waste management units used to manage 50 Unit Desalter brine upstream of the S606 and S607 Brine Strippers. They are vented to A14 vapor recovery (fuel gas system).
230d	S1484	IV-G4	Add Condition 19762 for S1484 (Move from table IV-Ib)	Administrative: Reorganization
231	S532	IV-G4	Delete Condition 20099, parts 2 and 10	Application 17928/17458
233	Reserved.			
234	Reserved., 230c, 230d			
235	S606 S607	IV-G5	Renumber table, was IV-I Edit Title block	Administrative: Reorganization, clarification
236	Reserved			
237	S606 S607	IV-G5	Add Regulation 11, Rule 12 Add 40 CFR 61 Subpart FF Add 40 CFR 63 Subpart CC	Regulatory applicability corrections – sources are 50 Unit Desalter brine strippers. These are 40 CFR 61 Subpart FF treatment units.
237a	S606 S607	IV-G5	Edit Condition 7410 descriptions	Administrative: Clarification

Changes to Section IV				
Item	Source	Location	Change	Reason
237b	S699	IV-G6	Renumber table, was IV-CV Cluster 28 for S323, S699 Edit Title block Delete S323 and Conditions 13605, 21053, and 19528, part 6 and move to Section F tank matrix	Administrative: Reorganization, clarification
238	S699	IV-G6	Update titles and effective dates Delete Regulation 8, Rule 5 Add Regulation 8, Rule 8 Update SIP Regulation 8, Rule 8	Regulatory applicability corrections - Tank is WW source and is OWS recovered oil tank subject to 8-8-305 rather than to 8-5. See Appendix B.
238a	S699	IV-G6	Add Regulation 10 Add 40 CFR 60 Subpart QQQ	Regulatory applicability corrections – Tank is part of OWS (S819) that is subject to 40 CFR 60 Subpart QQQ. See Appendix B.
239	S699	IV-G6	Add Regulation 11, Rule 12 Add 40 CFR 61 Subpart FF Reformat and update 40 CFR 63 Subpart CC	Regulatory applicability corrections – Tank is subject to Subpart FF. Tank is Group 2 WW source (manages uncontrolled wastes for Subpart FF) and is exempt from MACT CC at 63.640(o)(1). See Appendix B.
240	S699	IV-G6	Changed Condition 19528-6 to 21053-6	Correction
240a	S699	IV-G6	Deleted Condition 3996	Application 21711/21712
241	S700	IV-G7	Renumber table, was IV-BF Cluster 01b-1 Edit Title block	Administrative: Reorganization and clarification
242	S700	IV-G7	Update titles and effective dates Edit Regulation 8, Rule 8 Add SIP Regulation 8, Rule 8 Add Regulation 11, Rule 12 Add 40 CFR 61 Subpart FF Add 40 CFR 63 Subpart CC Delete 40 CFR 60 Subpart QQQ Delete Condition 21053, part 6	Application 19328/19329 See Appendix B

Changes to Section IV				
Item	Source	Location	Change	Reason
243	S819	IV-G8	Renumber table, was IV-O Correct name and Edit Title block	Administrative: Reorganization, correction, and clarification
244	S819	IV-G8	Update titles and effective dates Add Regulation 8, Rule 8 Update SIP Regulation 8, Rule 8 Add Regulation 10 Add Regulation 11, Rule 12 Edit 40 CFR 60 Subpart QQQ Add 40 CFR 61 Subpart FF Add 40 CFR 63 Subpart CC	Regulatory applicability corrections and Administrative: Rule updates, Correct omissions Source is OWS subject to 40 CFR 60 Subpart QQQ. It manages only 61.342(e)(2) wastes (uncontrolled) for 40 CFR 61 Subpart FF.
245	S819	IV-G8	Edit Condition 7406	Application 20143/20144
246	S830, S831 S842, S1101, S1102, S1103, S1104	IV-G9	Renumber table, was IV-Q for S831 and S842 Add S830 (previously omitted) Add S1101, S1102, S1103, S1104 (were in IV-AP) Add Condition 7688 for S1101, S1102, S1103, S1104 (move from IV-AP)	Administrative: Reorganization
247	Reserved. See 246			
248	S830 S831 S842	IV-G9	Add Regulation 8, Rule 8 Add SIP Regulation 8, Rule 8 Delete Regulation 1 Delete Regulation 8, Rule 2	Regulatory applicability corrections – sources are secondary wastewater treatment sources downstream of S819 and are exempt from Regulation 8-8 and SIP 8-8 Regulation 1 redundant with Sitewide Table IV-A1 Regulation 8, Rule 2 does not apply since Regulation 8, Rule 8 applies
249	S1026	IV-G10	Renumber table, was IV-AN Correct name	Administrative: Reorganization and clarification

Changes to Section IV				
Item	Source	Location	Change	Reason
250	S1026	IV-G10	Update titles and effective dates Edit Regulation 8, Rule 8 Add SIP 8, Rule 8	Regulatory applicability corrections – Source is secondary wastewater treatment downstream of S819 and are exempt from Regulation 8-8 and SIP 8-8.
251	S1026	IV-G10	Delete Condition 4587 Add Condition 7406	Application 20143/20144
252	Reserved. See 246			
253	S851	IV-H1	Renumber table, was IV-T	Administrative: Reorganization
253a	S851	IV-H1	Add Regulation 8, Rule 2	Regulatory applicability correction
254	S1401	IV-H2	Renumber table, was IV-AQ Edit Title block	Administrative: Reorganization and clarification
255	S1401	IV-H2	Edit Regulation 1 Move Regulation 1-301 and 1-521 to IV-A1 Sitewide Table Edit SIP Regulation 1 Edit Regulation 9, Rule 1 Edit SIP Regulation 9, Rule 1 Move Regulation 9, Rule 2 to IV-A1 Sitewide Table Edit Regulation 10 Add 40 CFR 60 Appendix B, Performance Specification 3 Add Condition 19528, parts 9 and 9A	Administrative: Rule updates, Clarifications, Correct omissions
255a	S1401	IV-H2	For 40 CFR 60 Subpart J: Edit descriptions Add Section 60.107	Administrative: Rule updates and clarification
255b	S1401	IV-H2	For 40 CFR 63 Subpart UUU: Add missing citations and remove 63.1570(e) which is now a [Reserved] citation.	Administrative: Correct omissions and rule update
256	S1401	IV-H2	Delete Condition 4357 and added 8077	Application 19647/19632
257	S1404	IV-H3	Renumber table, was IV-AR	Administrative: Reorganization

Changes to Section IV				
Item	Source	Location	Change	Reason
258	S1405	IV-H4	Renumber table, was IV-AS Edit Title block	Administrative: Reorganization and clarification
259	S1411	IV-H5	Renumber table, was IV-AT Edit Title block	Administrative: Reorganization and clarification
260	S1411	IV-H5	Edit Regulation 1 Edit SIP Regulation 1 Edit Regulation 12, Rule 6 Add 40 CFR 60 Subpart Cd Add 60 CFR 64 CAM	Administrative: Rule updates, correct omissions, remove non-applicable requirements, clarification
261	S1413 S1414	IV-H6	Renumber table, was IV-AV	Administrative: Reorganization
262	S1413 S1414	IV-H6	Edit Regulation 12, Rule 10	Administrative: Correct omissions and clarification
263	S1415 S1416	IV-H7	Renumber table, was IV-AW Edit Title block Moved S1416 to tank section Group 403	Administrative: Reorganization and clarification
264	S1417	IV-H7	Delete source S1417 Source demolished	Application 17928/17458
265	S1415	IV-H7	Edit Regulation 8, Rule 2 Add Regulation 12, Rule 10 (This is only applicable if the loading rack is used to load oleum.) Move S1416 to Tanks Section, Group 403	Administrative: Correct omissions
266	S1415	IV-H7	Add Condition 19528, Parts 10 and 10A	Administrative: Correct omissions
267	S1421 S1422	IV-H8	Renumber table, was IV-AU	Administrative: Reorganization
268	S1421 S1422	IV-H8	Edit Regulation 8, Rule 2 Edit Condition 13282 header	Administrative: Correct omissions, clarifications
269	Fugitive Sources	IV-J0	Renumbered table, was IV-CZ	Administrative: Reorganization
270	Fugitive Sources	IV-J0	Delete BAAQMD Reg 8-28 column	Administrative: Reorganization New Table IV-J2 added for atmospheric PRDs subject to Regulation 8-28. This is no longer a fugitive sources regulation

Changes to Section IV				
Item	Source	Location	Change	Reason
271	Fugitive Sources	IV-J0	Delete NSPS Part 60 Subpart QQQ column	Administrative: Reorganization New Table IV-G2 added for NSPS Subpart QQQ applicability. This is a wastewater regulation rather than a fugitive regulation
272	Fugitive Sources	IV-J0	Add 40 CFR 60 Subpart GGGa/VVa column	Add new regulations
273	Fugitive Sources	IV-J0	Add 40 CFR 60, Subpart VV to columns for 40 CFR 60 Subpart GGG and 40 CFR 63 Subpart CC	Administrative: Correct omissions Subpart VV is referenced by Subparts GGG and CC
274	Fugitive Sources	IV-J0	Add 40 CFR 61 Subpart V to 40 CFR 61 Subpart J column	Administrative: Correct omission - 40 CFR 61 Subpart V is referenced by 61 Subpart J
274a	Fugitive Sources	IV-J0	Delete NESHAP Part 61, Subpart V from BAAQMD Reg. 11-7 column	Administrative: Correct associations – BAAQMD Regulation 11, Rule 7 is separate from NESHAP regulation for Benzene and should have a separate column
274b	Fugitive Sources	IV-J0	Add: Sitewide Remediation Hydrocarbon Recovery (S1452)	Administrative: Correct omissions
275	Fugitive Sources	IV-J0	Delete: Area 1-Fluid Coker Area 1-Boiler House #5	Application 18739/18738 Sources archived
276	Fugitive Sources	IV-J0	Delete: Area 4-MTBE/Iso-Octene	Application 17928/17458 Source archived
277	Fugitive Sources	IV-J0	Add Area 5-Vehicle Gasoline Dispensing	Administrative: Correct omission
278	Fugitive Sources	IV-J0	Add Area 6-Avon Wharf, Berth 1 Edit Area 6-Avon Wharf, Berth 5	Application 19326/19327

Changes to Section IV				
Item	Source	Location	Change	Reason
279	Fugitive Sources	IV-J0	Delete Area 7-Chem Plant (Scot) Edit Area 7-Chem Plant (Sulfur & SCOT)	Application 17912/17913
279a	Fugitive Sources	IV-J0	Add 40 CFR 60 Subpart GGGa applicability for 50 Unit	Application 18752/18753
279b	Fugitive Sources	IV-J0	Add 40 CFR 61 Subpart FF applicability for 50 Unit	Administrative: Correct omission – applies to waste management units on desalter brine from desalter to S606/S607 brine strippers, including S950 furnace
280	Fugitive Sources	IV-J0	Correct 40 CFR 63 Subpart CC applicability	Regulatory applicability corrections
281	Fugitive Sources	IV-J0	Edit notes at end of table	Administrative: Rule updates and Clarification
282	Components	IV-J1	Renumber table, was IV-DA Edit Title block	Administrative: Reorganization and Clarification
283	Components	IV-J1	Update titles and effective dates Edit Regulation 8 Rule 18 Add SIP Regulation 8 Rule 18 Add Regulation 10 Move Regulation 11, Rule 7 and added 11-7-307 standards Edit 40 CFR 60 Subpart VV Add 40 CFR 60 Subpart VVa Edit 40 CFR 60 Subpart GGG Add 40 CFR 60 Subpart GGGa Edit 40 CFR 63 Subpart CC	Administrative: Rule updates, correct omissions, add new regulations, clarification

Changes to Section IV				
Item	Source	Location	Change	Reason
283a	Components	IV-J1	Edit 40 CFR 61 Subpart J Edit 40 CFR 61 Subpart V	Regulation applicability corrections - 40 CFR 61 Subpart V only applies to connectors, surge control vessels, and bottoms receivers in benzene service as defined at 40 CFR 61.111 (40 CFR 61 Subpart J). Pumps, compressors, pressure relief devices, sampling connection systems, open-ended valves or lines, and valves in benzene service and control devices as defined at 40 CFR 61.111 are also equipment leaks subject to 40 CFR 63 Subpart CC (63.641 Definitions). These equipment leaks are subject to the overlap of Subpart CC with other regulations for equipment leaks in 63.640(p), which requires that equipment leaks subject to Subpart CC and also subject to any Subpart in Part 60 or Part 61 must comply with Subpart CC only.
283b	Components	IV-J1	Edit 40 CFR 60 Subpart VV	Regulatory applicability corrections – Subpart VV does not apply directly to any component at the facility, but is referenced by 40 CFR 60 Subpart GGG and 40 CFR 63 Subpart CC. Therefore, the applicability section (60.480) does not apply. 60.482-2(h) does not apply because facility is not unmanned.
284	Components	IV-J1	Delete Regulation 8 Rule 28 Delete SIP Regulation 8 Rule 28	Administrative: Reorganization Moved Regulations to new Table IV-J2

Changes to Section IV				
Item	Source	Location	Change	Reason
284a	Components	IV-J1	Delete 40 CFR 60 Subpart QQQ	Administrative: Reorganization Moved Regulations to new Table IV-G2 and to source-specific tables in Section G where applicable
285	Components	IV-J1	Delete 40 CFR 60 Subpart A Delete 40 CFR 61 Subpart A Delete 40 CFR 63 Subpart A	Move to Sitewide Table IV-A1
286	PRDs	IV-J2	Create table all PRDs subject to Regulation 8-28. Moved Regulation 8 Rule 28 and SIP Regulation 8, Rule 28 from Table IV-J1 to Table IV-J2.	Administrative: Reorganization
286a	S804, S807, S822, S834	IV-J3	Renumber table, was IV-L Add S822 Delete Table since all Blowdown Towers removed from hydrocarbon service.	Application 16018/16114 Application 17413/17415 Application 18739/18738 Application 18752/18753
287	S823 S824	IV-J4	Renumbered table, was IV-P	Administrative: Reorganization
288	S823 S824	IV-J4	Edit Regulation 8, Rule 2	Correct omissions
289	S861, S1455, S1457, S1458	IV-J5	Renumbered table, was IV-W Edit Title block	Administrative: Reorganization and clarification
290	S858, S860, S1456, S1458	IV-J5	Remove sources Sources archived	Application 18997/18998
291	S861, S1455, S1457, S1458	IV-J5	Delete Regulation 8, Rule 1 Update Regulation 8, Rule 16 Delete SIP Regulation 8, Rule 16 Delete Condition 16729	Application 18997/18998
292	S590	IV-J6	Renumbered table, was IV-H	Administrative: Reorganization
292a	S825, S856	IV-J7	Renumbered table, was IV-V	Administrative: Reorganization
292b	S863	N/A	Deleted old Table IV-Wa.	Source out of service.
293	A39	IV-K1	Renumbered table, was IV-Xb Correct name	Administrative: Reorganization and clarification
294	A39	IV-K1	Add Regulation 8, Rule 8 Add SIP Regulation 8, Rule 8	Regulatory applicability corrections

Changes to Section IV				
Item	Source	Location	Change	Reason
294a	A39	IV-K1	Added SIP 6-401	Administrative: Correct omissions
294b	A39	IV-K1	Deleted 60.18(c)(1), (2) and (3) requirements from Subpart J and 60.18 from Subpart A. Deleted 63.11.	Correction. A39 is not a flare.
295	A39	IV-K1	Delete 40 CFR 60 Subpart J except add 60.101 definition of fuel gas with exemption for A39	Rule update – fuel gases combusted for compliance with 40 CFR 60 Subpart QQQ 40 CFR 60.692 are excluded from 61.34160.101(d) definition of fuel gas
295a	A39	IV-K1	Added NSPS 40 CFR 60 Subpart QQQ.	Administrative: Correct omissions
296	A39	IV-K1	Delete Condition 4587 Add Condition 7406	Application 20143/21044
297	A40 A42 A43	IV-K2	Renumbered table, was IV-Xc	Administrative: Reorganization
297a	A40 A42 A43	IV-K2	Add Regulation 12, Rule 11 and Regulation 12, Rule 12 exemptions Add BAAQMD MOP	Administrative: Correct omissions
298	A40 A42 A43	IV-K2	Deleted 60.18(c)(1), (2) and (3) requirements from Subpart J and 60.18 from Subpart A	Correction. A40, A42 and A43 are not flares.
299	A40 A42 A43	IV-K2	Edited 40 CFR 60 Subpart J	Administrative: Clarification
300	A40 A42 A43	IV-K2	Edit Condition 11609	Administrative: Correct omissions
300a	A40 A42 A43	IV-K2	Delete Condition 11609-A3, C3 and D3.	Application 21711/21712
301	S1452	IV-L1	Renumbered table, was IV-AY Edit Title Block	Administrative: Reorganization and clarification
302	S1452	IV-L1	Add 40 CFR 63 Subpart GGGGG	Administrative: Correct omission (General Requirements in Tables IV-A.1 and A.2)
302a	S1452	IV-L1	Delete Condition 9875, parts 1, 2, 3, 4, 5	Application 18661/18662
303	Reserved			

Changes to Section IV				
Item	Source	Location	Change	Reason
304	S806	Revision 4, Table IV- M	Delete entire table Fluid Coker no longer operating.	Application 18739/18738
305	Reserved			
306	S863	Revision 4, Table IV- Wa	Delete entire table.	Source is OOS, to be deleted
307	S1006	Revision 4, Table IV_AJ	Delete entire table and move S1006 to new Table IV-B9	Administrative: Reorganization
308	S1003	Revision 4, Table IV_AJ	Delete entire table and move S1003 to new Table IV-B9	Administrative: Reorganization
309	S1100 (MTBE)	Revision 4, Table IV- AO	Delete entire table Source archived	Application 17928/17458
310	S903	Revision 4, Table IV- AD	Delete entire table Source archived	Application 18739/18738
311	S991	Revision 4, Table IV- AF1	Delete entire table Source archived	Application 17928/17458
312	S103	Revision 4, Table IV-E	Delete entire table Source archived	Application 18835/18832
313	S125	Revision 4, Table IV-G	Delete entire table Source archived	Source removed from service approximately 1985.
314	S1484	Revision 4, Table IV- Ib	Delete entire table and move S1484 and Condition 19762 to Table IV-G3 with S532	Administrative: Reorganization
315	S1101 thru S1104	Revision 4, Table IV- AP	Delete entire table. Sources consolidated in Table IV-G9	Administrative: Reorganization
316	A1402	Revision 4, Table IV- Xd	Delete entire table. Source is the abatement device for S1401 (Table IV-H2) and does not need separate applicability table	Application 17913/17914

V. Schedule of Compliance

A schedule of compliance is required in all Title V permits pursuant to BAAQMD Regulation 2-6-409.10 which provides that a major facility review permit shall contain the following information and provisions:

“409.10 A schedule of compliance containing the following elements:

- 10.1 A statement that the facility shall continue to comply with all applicable requirements with which it is currently in compliance;
- 10.2 A statement that the facility shall meet all applicable requirements on a timely basis as requirements become effective during the permit term; and
- 10.3 If the facility is out of compliance with an applicable requirement at the time of issuance, revision, or reopening, the schedule of compliance shall contain a plan by which the facility will achieve compliance. The plan shall contain deadlines for each item in the plan. The schedule of compliance shall also contain a requirement for submission of progress reports by the facility at least every six months. The progress reports shall contain the dates by which each item in the plan was achieved and an explanation of why any dates in the schedule of compliance were not or will not be met, and any preventive or corrective measures adopted.”

Since the District has not determined that the facility is out of compliance with an applicable requirement, the schedule of compliance for this permit contains only sections 2-6-409.10.1 and 2-6-409.10.2.

The BAAQMD Compliance and Enforcement Division has conducted a review of compliance for the period of December 2003 to September 2009 and has no record of continuing compliance problems at this facility and has found no recurring pattern of compliance violations that would suggest the need for additional permit conditions. The compliance report is contained in Appendix F of this permit evaluation and statement of basis.

Changes to permit:

No change is being made to this section.

VI. Permit Conditions

During the Title V permit development, the District has reviewed the existing permit conditions, deleted the obsolete conditions, and, as appropriate, revised the conditions for clarity and enforceability. Each permit condition is identified with a unique numerical identifier, up to five digits.

When necessary to meet Title V requirements, additional monitoring, recordkeeping, or reporting requirements have been added to the permit.

All changes to existing permit conditions are clearly shown in “strike-out/underline” format in the proposed permit. When the permit is issued, all “strike-out” language will be deleted and all “underline” language will be retained, subject to consideration of comments received.

The existing permit conditions are derived from previously issued District Authorities to Construct (A/C) or Permits to Operate (P/O). Permit conditions may also be imposed or revised as part of the annual review of the facility by the District pursuant to California Health and

Safety Code (H&SC) § 42301(e), through a variance pursuant to H&SC § 42350 et seq., an order of abatement pursuant to H&SC § 42450 et seq., or as an administrative revision initiated by District staff. After issuance of the Title V permit, permit conditions will be revised using the procedures in Regulation 2, Rule 6, Major Facility Review.

The District has reviewed and, where appropriate, revised or added new annual and daily throughput limits on sources so as to help ensure compliance with District rules addressing preconstruction review. The applicability of preconstruction review depends on whether there is a “modified source” as defined in District Rule 2-1-234. Whether there is a modified source depends in part on whether there has been an “increase” in “emission level.” 2-1-234 defines what will be considered an emissions level increase, and takes a somewhat different approach depending on whether a source has previously permitted by the District.

Sources that were modified or constructed since the District began issuing new source review permits will have permits that contain throughput limits, and these limits are reflected in the Title V permit. These limits have previously undergone District review, and are considered to be the legally binding “emission level” for purposes of 2-234.1 and 2-1-234.2. By contrast, for older sources that have never been through preconstruction review (commonly referred to as “grandfathered” sources), an “increase” in “emission level” is addressed in 2-1-234.3. A grandfathered source is not subject to preconstruction review unless its emission level increases above the highest of either: 1) the design capacity of the source, 3) the capacity listed in a permit to operate, or 3) highest capacity demonstrated prior to March 2000. However, if the throughput capacity of a grandfathered source is limited by upstream or downstream equipment (i.e., is “bottlenecked”), then the relaxing of that limitation (“debottlenecking”) is considered a modification.

The District has written throughput limits into the Title V permit for grandfathered sources. As discussed above, these limits are written for the purpose of determining whether an increase in emission levels has occurred. The purpose of these limits is to facilitate implementation of preconstruction review program. If these limits are exceeded, the facility would be expected to report the exceedence, and the District would treat the reported exceedence as presumptively establishing the occurrence of a modification. The facility would then be expected to apply for a preconstruction permit addressing the modification and the District would consider whether an enforcement action was appropriate.

It is important to note the presumptive nature of throughput limits for grandfathered sources that are created in the Title V permit. These limits are generally based upon the District’s review of information provided by the facility regarding the design capacity or highest documented capacity of the grandfathered source. To verify whether these limits reflect the true design, documented, or “bottlenecked” capacity (pursuant to 2-1-234.1) of each source is beyond the resource abilities of the District in this Title V process. Moreover, the District cannot be completely confident that the facility has had time or resources necessary to provide the most accurate information available in this regard. Creating throughput limits in the Title V permit for grandfathered sources is not required by either Part 70 or the District’s Major Facility Review rules. Despite the lack of such a requirement, and despite the resource and information challenges presented in the Title V process, the District believes that writing presumptive limits for grandfathered sources into the Title V permit will provide a measure of predictability

regarding the future applicability of the preconstruction review program, and that this increased predictability is universally beneficial.

There are some cases where the stated throughput limit of a grandfathered source has been determined to be incorrect. For each of these cases, a justification of the throughput limit change has been detailed in Appendix A of this Statement of Basis.

It follows from the presumptive nature of these throughput limits for grandfathered sources that exceedance of these limits is not per se a violation of the permit. *Failure to report an exceedance would be a permit violation.* In this sense, the throughput limits function as monitoring levels, and are imposed pursuant to the District's authority to require monitoring that provides a reasonable assurance of compliance. If an exceedance occurs, the facility would have an opportunity to demonstrate that the throughput limit in fact did not reflect the appropriate limit for purposes of 2-1-234.3. If the facility can demonstrate this, no enforcement action would follow, and the permit would be revised at the next opportunity. It also follows that compliance with these limits is not a "safe harbor" for the facility. If evidence clearly shows that a grandfathered source has undergone a "modification" as defined in 2-1-234.3, the District would consider that a preconstruction review-triggering event, notwithstanding compliance with the throughput limit in the Title V permit. In other words, the protection afforded the facility by complying with the throughput limit in the Title V permit is only as strong as the information on which it was based. There is no Title V "permit shield" associated with throughput limits for grandfathered sources, as they are being proposed. A shield may be provided if the District determines with certainty that a particular limit is appropriate for purposes of 2-1-234.3.

Conditions that are obsolete or that have no regulatory basis have been deleted from the permit.

Conditions have also been deleted due to the following:

- Redundancy in recordkeeping requirements.
- Redundancy in other conditions, regulations and rules.
- The condition has been superseded by other regulations and rules.
- The equipment has been taken out of service or is exempt.
- The event has already occurred (i.e. initial or start-up source tests).

The regulatory basis is listed following each condition. The regulatory basis may be a rule or regulation. The District is also using the following terms for regulatory basis:

- BACT: This term is used for a condition imposed by the Air Pollution Control Officer (APCO) to ensure compliance with the Best Available Control Technology in Regulation 2-2-301.
- Cumulative Increase: This term is used for a condition imposed by the APCO that limits a source's operation to the operation described in the permit application pursuant to BAAQMD Regulation 2-1-403.
- Offsets: This term is used for a condition imposed by the APCO to ensure compliance with the use of offsets for the permitting of a source or with the banking of emissions from a source pursuant to Regulation 2, Rules 2 and 4.
- PSD: This term is used for a condition imposed by the APCO to ensure compliance with a Prevention of Significant Deterioration permit issued pursuant to Regulation 2, Rule 2.

- TRMP: This term is used for a condition imposed by the APCO to ensure compliance with limits that arise from the District’s Toxic Risk Management Policy.

Parameter monitoring requirement(s) have been added for each abatement device. Additional monitoring has been added, where appropriate, to assure compliance with the applicable requirements.

The following changes have been made to the permit:

Changes to Section VI – Permit Conditions			
	Condition	Change	Reason
1	Throughout	Change Plant #12758 to Plant # 14628 Change Plant #13 to Plant # 14628	Administrative
2	Throughout	Change references to Regulation 6 to Regulation 6-1	Administrative
3	Reserved		
4	267	Introduction: Remove S1420, which is part of A1402 SCOT Unit	Application 17913/17914
4a	267	Add Application history in introduction	Application 17913/17914.
5	Reserved		
6	Reserved		
7	573	Delete condition for S903 (#5 BH) – source permanently OOS after CMP	Application 18739/18738
7a	677, Introduction	Add Application history in introduction	Application 19874/19875
7b	677 Part 3	Delete Part	Application 19874/19875
8	799	Delete condition	S863 is permanently OOS and scheduled for demolition
9	Reserved		
10	878, Part B-5	Editorial correction – emission factors reversed for “Fuel Oil . . .”	Correct typographical error
11	1910, Introduction	Add Application history in introduction	Application 18861/18862 Application 16850/16892
12	1910, Parts 1 and 2	Delete parts 1 and 2 – obsolete fugitive conditions	Application 18861/18862
13	1910, Part 3 and 4	Add part 4 for S1008 HIR Compressor Leak Control Measure. Delete Parts 3 and 4. Leaks Permanently Repaired.	Application 16850/16892 Application 21711/21712
13a	3996	Deleted all parts	Application 21711/21712

Changes to Section VI – Permit Conditions			
	Condition	Change	Reason
14	4357	Delete condition – superceded by Condition 8077 and other conditions	Application 19647/19632
15	Reserved		
16	4587	Delete entire condition – superseded by condition 7406	Application 20143/20144
17	5000	Delete entire condition – obsolete tank conditions	Application 17537/17538
18	5379	Delete entire condition	Corrects an error. Lightering no longer done. Lightering Sources S-1450&1451, Cond 5379 were archived in Oct 03. Left in Title V permit in error.
19	5711, Introduction	Correct name of tank in introduction Add Application history in introduction	Small editing changes to be consistent with databank version
20	5711, Part 2	Remove “1,1,1 trichloroethane or”	Application 17472/17473
21	5933	Delete entire condition – obsolete tank conditions	Application 17537/17538
22	5944	Delete entire condition – obsolete tank conditions	Application 17537/17538
23	5957	Delete entire condition – obsolete tank conditions	Application 17537/17538
24	6740, Introduction	Add Application history in introduction and editorial corrections	Small editing changes to be consistent with databank version
25	6740, Parts 3 and 4	Part 3: Incorporate increase in throughput Part 4: Remove “gasoline or”	Complete incorporation of NSR Applications 11091 and 12404
26	6740, Part 5	Correct “Regulation 8-8-501” to “Regulation 8-5-501” in basis	Correct typo.
27	7144	Delete entire condition – obsolete tank conditions	Application 17537/17538
28	7405	Delete Parts 2 and 3	Application 18861/18862
28a	7406, Introduction	Add Application history to introduction	Small editing changes to be consistent with databank version
29	7406, Part A1	Correct description of S1026 to DNF from DAF	Application 20143/20144

Changes to Section VI – Permit Conditions			
	Condition	Change	Reason
30	7406, Parts A2, B1, B2, B4, B5B, B6, B7, B8, B10, B12a, B12c	Remove A38 activated carbon system. Part B10 administratively moved from Condition 4587 and modified to remove A38.	Application 20143/20144
31	7406, Parts A3, A4	Delete parts – redundant with regulation 8-8	Application 20143/20144
32	Reserved		
33	7406, Part B9	Delete part – initial source test completed	Application 20143/20144
34	7406, Part B11	Change “Condition No.” to Part. Delete Part 9 and Correct Part 10 to Part B10	Application 20143/20144
35	Reserved		
36	8003	Delete entire condition – S103 replaced by new gas station S1525	Application 18835/18832
37	Reserved		
39	8077, List of sources	Remove demolished and permanently OOS equipment (S848, S938; S991)	Application 17928/17458 Application 21711/21712
40	Reserved		
40a	8077, List of sources	Add S901, S904, S915, S955 thru S960, S963	Application 19647/19632 Application 19300/19301
41	8077, Introduction	Add application history to introduction; Relocate before list of sources; Added links to Appendices A through D	Application 19300/19301 Application 19647/19632
42	8077 Part A8	Delete Part A8	Application 19874/19875
42a	8077 Parts A10-A14	Delete Parts A10 through A14	Application 21711/21712
43	8077 Parts A16b and A16c	Delete Parts A16b and A16c	Application 19874/19875
44	Reserved		
45	8077, Section B	Correct internal references to Section B	Application 19647/19632
45a	8077, Part B2A, B2B	Update emission limits and delete paragraphs relating to startup of Hydrogen Plant.	Application 19647/19632
45a1	8077, Part B2C, B3C, B5A	Add text from Condition 4357	Application 19874/19875
45a2	8077, Part B4A, B4B	Delete S-991	Application 17928/17458
45a3	8077, Part B4B	Delete S-1031, S-1032	Application 19874/19875
45b	8077, Part B4B	Add S-922, S934, & S935 to list of monitored sources	Application 19647/19632

Changes to Section VI – Permit Conditions			
	Condition	Change	Reason
45d	8077, Part B4C	Delete S-938	Application 17928/17458
46	8077, Part B4C	Delete S-908, S-910, S-919, S-934, S-935 and S-937	Application 19874/19875
46a	8077, Part B6B, B6D and B7A	Remove demolished and OOS sources (S848 and S991) Add CO limits for all groups for clarity.	Application 17928/17458 Application 19647/19632 Application 21711/21712
47	8077, Part B7B	Remove demolished and OOS sources (S991). Change limit in B7B to 123 MMBTU/hr (was 159 x10 ⁶ BTU/hr)	Application 17928/17458 Application 17928/17458
47a	8077, Part B7C	Minor language changes	Application 19647/19632
47b	8077, Part B7D	Added CO source test requirement.	Application 19647/19632
48	8077, Part B8C	Delete S-1022 and S-1023 - never constructed.	Application 17928/17458
49	Reserved		
50	Reserved		
50a	8077, Part B9A	Revise and add text	Application 19647/19632
51	Reserved		
52	Reserved		
53	8077, Part B12G	Change “Avon” to “Golden Eagle”	
54	8350, Introduction	Add application history to introduction	Application 18861/18862
55	8350, Parts A2, A3, B2, B3, C2, C3	Delete parts – obsolete fugitive conditions	Application 18861/18862
56	8516	Delete entire condition – obsolete tank conditions	Application 17537/17538
57	8517	Delete entire condition – obsolete tank conditions	Application 17537/17538
58	8538, Introduction	Add application history to introduction	Application 18861/18862
59	8538, Parts 2, 3	Delete original parts – obsolete conditions	Application 16050

Changes to Section VI – Permit Conditions			
	Condition	Change	Reason
59a	8538, Parts 2 thru 7	Add new parts to condition from Application 16050 permit to operate.	Correction: Condition 8538 in Revision 4 of the permit was from the AC for 1992 Application #9018. The Permit to Operate was not granted. In the 1997 Application #16050, the Permit to Operate was granted and a new version of Condition 8538 was imposed. However, the 1992 version of Condition 8538 was not replaced by the new Condition 8538.
60	8548	Delete entire condition	Superseded by Condition 10696 in 1993 Application 12205.
61	8636	Delete entire condition – redundant tank conditions	Application 17537/17538
62	9875, Introduction	Add application history to introduction	Application 18861/18862
63	9875, Parts 1, 2, 3, 4, and 5	Delete parts – obsolete fugitive conditions	Application 18861/18862
64	10526	Delete entire condition – S782 not constructed; S1100 dismantled	Application 17928/17458
65	10684	Delete entire condition – redundant tank conditions for Amorco (Facility B2759)	Application 17712/17713
66	10696, Introduction	Add application history to introduction	Application 18861/18862
67	Reserved		
68	10696, Parts 2, 3, 4	Delete parts – redundant fugitive conditions	Application 18861/18862
69	11433	Add application history to introduction	Application 17500/17501
69a	11433, Part 2A	Add “exiting A-30 to determine compliance with Part 2”	Application 17500/17501
70	11433, Part 2B	Remove past due effective date and add basis	Application 17500/17501
71	11433, Part 3	Delete part – obsolete fugitive condition	Application 17500/17501
72	11433, Part 4	Replace references to Condition 4357, part 2 and part 5 with Condition 8077, part B2 and part B5	Application 19647/19632

Changes to Section VI – Permit Conditions			
	Condition	Change	Reason
73	11433, Parts 9-16	Revise Parts 9-12, Add Parts 13-16.	Applications 17500/17501
74	11609, Section A	Renumber parts for first Section on A-40	Correction
75	11609 Parts A3, C3 and D3.	Delete Parts A3, C3 and D3.	Application 21711/21712
76	11609 Parts B1-B6	Delete Parts B1 through B6.	Application 21711/21712
77	11609 Part B6A	Revise Part B6A.	Application 21711/21712
78	11707	Delete entire condition – redundant tank conditions	Application 17537/17538
79	11896	Delete entire condition – all sources demolished or permanently OOS	Application 17928/17458
80	11897	Delete entire condition – redundant tank conditions	Application 17537/17538
81	12016, Introduction	Add application history to introduction	Application 19874/19875
82	Reserved		
83	Reserved		
84	12016, Part 9.2.2	Delete – initial startup reporting completed.	Application 19874/19875
85	Reserved		
86	Reserved		
87	12016, Section 9.4	Delete Parts 9.4.1, 9.4.2, 9.4.3	Application 19874/19875
88	Reserved		
88a	Reserved		
89	Reserved		
90	12368	Delete entire condition – redundant tank conditions	Application 17537/17538
91	13282, part 3	Delete part – completed tank conditions	Application 17537/17538
92	13509, introduction	Add application history to introduction	Application 19419/19418
93	13509, parts 2, 3, 4	Delete parts – obsolete ICE conditions	Application 19419/19418
94	13605, introduction	Add application history to introduction	Application 19415
95	13605, parts 1, 2b, 3	Revise Parts	Application 19415
96	13605, parts 4 and 5	Add part 4 (missing in Title V); Renumber remaining parts	Correction
97	13605, part 5	Add S1528 and minor changes in language	Application 19415
98	13725	Delete entire condition – redundant tank conditions	Application 17537/17538

Changes to Section VI – Permit Conditions			
	Condition	Change	Reason
99	14905	Delete entire condition	Application 21711/21712
100	15204, introduction	Add application history to introduction	Application 19419/19418
101	15204, parts 2, 3, 4	Delete parts – obsolete ICE conditions	Application 19419/19418
102	16516	Add condition for S-1525	Application 18835/18832
103	16685	Delete entire condition – redundant combustion source conditions – Contained in Condition 18372	Application 19874/19875
104	16729	Delete entire condition – obsolete cold cleaner conditions	Application 18997/18998
105	17292	Delete all parts.	A1423 was never installed.
106	Reserved		
107	17322 Introduction	Add application history to introduction	Application 19300/19301 Application 19647/19632 Application 19874/19875
107a	17322, Parts 2, 3, 4a 6, 6C, 6D, 7, 8	Revise Parts 2, 6, 6C, 6D, Delete Parts 3, 4a, 7, 8	Application 19300/19301
107b	17322, Parts 9 thru 15	Delete all parts for S-916 and S-921.	Application 19647/19632 and Application 19874/19875
108	17477, Introduction	Add application history to introduction	Correction – consistent with PTO and Application 17537/17538 Application 17928/17548
109	17477, parts A3, A4, C3, C4, D3, E3	Delete parts – obsolete tank conditions	Application 17537/17538
110	17477, Parts B1-B6	Delete parts B1 through B6.	Application 21711/21712 Tank S1462 was never constructed.
111	18372, Introduction	Add application history to introduction	Application 16888/16893 Application 16889/16890 Application 18739/18738 Application 19300/19301 Application 18748/18749 Application 19647/19632 Application 19874/19875 Application 20359/20360 Application 17470/17471 Application 20259/20260 Application 21732/21733
112	18372, List of sources before part 1	Remove source list and add note referencing Part 27	Application 19874/19875
112a	18372, Parts 1, 23, 25	Delete parts – redundant as noted	Application 19874/19875

Changes to Section VI – Permit Conditions			
	Condition	Change	Reason
113	18372, part 21	Delete “Part 21 of these conditions shall not take effect until Permittee/Owner/ Operator exercises the portion of Authority to Construct #2209 authorizing the abatement of S-972 with A-1433.”	Application 19874/19875
114	18372, part 22	Correct “S-972”, was “S-927”	Typographical error in Title V. Change to match PTO
115	18372, part 24	Delete part 24 – past due effective date	Application 19874/19875
116	18372, part 26	Delete part – obsolete 6 BH condition	Application 19300/19301
117	18372, statement before Part 27	Delete statement – past due effective date	Application 19874/19875
117a	Reserved		
117b	18372, part 27	Clarify descriptions where required. Add CO CEM and change heading of list.	Application 19874/19875
118	18372, part 27	Add S904	Application 19300/19301
119	18372, part 27	At entry for S950, correct title from “Curde” to “Crude”	Editorial correction
120	18372, part 27, 31.A table	Delete S924 – Out of Service Fluid Coker source	Application 18739/18738
121	18372, part 29	Editorial correction – add comma as shown	Administrative
122	18372, part 30	Editorial corrections to remove past due requirements	Application 19874/19875
122a	18372, part 30D	Editorial corrections of part number	Correction
123	18372, part 31.A	Update table of NOx Box ranges as shown	Applications 16888/16893 Application 16889/16890 Application 17470/17471 Application 18748/18749 Application 20259/20260 Application 20359/20360 Application 21732/21733
123a	18372, Part 33.A.3	Remove “semi-annual”	Application 19874/19875
123b	18372, Part 34	Add “that does not have a CO CEM”	Application 19874/19875
124	Reserved		
125	18435	Delete entire condition – superseded by the more stringent Condition 19199	Correction

Changes to Section VI – Permit Conditions			
	Condition	Change	Reason
126	18539, introduction	Add application history	Application 19647/19632 Application 19874/19875
126a1	18539, Part 8	Correct oxygen from “3 ppmv” to “3% oxygen”	Correction
126a	18539, Part 16	Insert averaging period language, annual source test requirement, and updated basis.	Application 19647/19632
127	18539, part 17, 17A	Delete requirements for initial source tests	Application 19874/19875
127a	Reserved		
128	18539, part 19	Delete part – completed	Application 19874/19875
128a	18946	Delete entire condition – obsolete ICE conditions	Application 19419/19418
129	18947, introduction	Add application history to introduction	Application 19419/19418
130	18947, parts 5, 7, 8	Delete parts – redundant ICE conditions	Application 19419/19418
131	Reserved		
132	19197, introduction	Add application history to introduction	Application 18861/18862
133	Reserved		
134	19197. Parts 3, 4, 5, 6	Delete parts – obsolete fugitive conditions	Application 18861/18862 Application 21711/21712
135	19199, introduction	Add application history to introduction	Application 18861/18862
136	19199, Section A, Section B, Section C	Delete all parts except A5, B5, C5, – obsolete fugitive conditions	Application 18861/18862
136a	19199, A5, B5, C5, & G5	Delete pump design requirements..	Application 18861/18862
137	19199, Part D2 and E2	Delete Part D2 and E2. Initial Flowrate Test Conducted 6/2/2003.	Application 21711/21712
138	19199, Section F	Delete entire section – source never constructed	Application 17928/17458
139	19199, parts G1, G2, G3, G4, G6, G7, G8	Delete parts – obsolete fugitive conditions	Application 18861/18862
140	19528, introduction	Add application history to introduction	Application 18739/19738 Application 19326/19327 Application 19874/19875
141	19528, part 1	Delete part – redundant with Standard Conditions I.J.1 and I.J.2	Application 19874/19875
142	19528, parts 2, 2A	Delete parts – obsolete marine loading conditions	Application 19326/19327

Changes to Section VI – Permit Conditions			
	Condition	Change	Reason
142a	19528, parts 3, 3A, 5, 5A, 6, 6A	Delete parts	Application 19874/19875
143	Reserved		
144	19528, parts 7, 7A	Delete parts – obsolete ICE conditions	Application 19419/19418
144a	19528, parts 8, 8A	Delete parts – obsolete ICE conditions	Application 21711/21712
145	19528, part 10	Delete S-1417 – demolished source Delete S-1416	Application 17928/17458 Application 21711/21712 See Appendix B
145a	19528, parts 11, 11A	Add parts with deletion notes	Consistent with Revision 3 Statement of Basis
146	19528, part 11B	Change 11A to 11C, edited paragraphs to show parts a, b, c and d.	Editorial corrections
147	19528, header before part 12	Editorial corrections: Delete “Sources: S854, S992, S1013”	Correction
148	19528, part 12.1	Delete part 12.1 – completed condition	Initial monitoring completed by June 30, 2004 requirement.
149	Reserved		
150	Reserved		
151	19528, part 16	Delete part	Redundant with Title V Standard Condition I.J.3
152	19528, part 17, 18	Delete parts – 63 Subpart UUU requirements have been met	Correction
152a	19528, Part 19	Added Source Test for Gas Turbine S963	Correction. S963 was added to the permit.
153	19762, introduction	Add application history to introduction	Correction and Application 17537/17538
154	19762, parts A3, A4, B2	Delete parts – obsolete tank or wastewater conditions	Application 17537/17538
155	19762, Section B header	Add application history to introduction	Application 4579
156	20099, introduction	Add application history to introduction	Application 17928/17458 Application 17537/17538
157	20099, part 2	Delete part – obsolete tank or wastewater condition	Application 17537/17538
158	Reserved		
159	20099, part 5A	Delete S991 – permanently OOS source	Application 17928/17458
159a	20099, part 6	Delete S991 – permanently OOS source	Application 17928/17458
160	20099, part 10	Delete S46 – demolished	Application 17928/17458

Changes to Section VI – Permit Conditions			
	Condition	Change	Reason
161	20520, introduction	Add application history to introduction	Application 17537/17538
162	20520, part 3, 4	Delete parts – obsolete tank conditions	Application 17537/17538
163	20573	Delete entire condition – obsolete ICE conditions	Application 19330/19331
164	20672, introduction	Add application history to introduction	Application 19419/19418
165	20672, parts A1, A2, A3, A4, A7, A9, B1, B2, B3, B4, B8, B10	Delete parts – obsolete ICE conditions	Application 19419/19418
166	20672, parts A8, B9	Editorial corrections	Correction
166a	21053, introduction	Add application history to introduction	Application 17928/17458 Application 19328/19329
167	Reserved		
168	21053, part 6	Delete demolished sources (S46, S-317, S-324, S-431, S-457, S-991)	Application 17928/17458
168a	21053, part 7	a) Delete S991	a) Application 17928/17458
169	Reserved		
170	Reserved		
171	21053, part 6	Delete Tank 700 – tank not abated by A-14	Application 19328/19329
172	21100, introduction	Add application history to introduction	Application 17928/17458
173	21100, part 4	Delete S-991	Application 17928/17458
174	21186, Introduction	Add application history to introduction	Application 19874/19875
175	21186, part 5, 6	Delete parts – past due conditions	Application 19874/19875
176	21393, introduction	Add application history to introduction	Application 17537/17538
177	21393, part 3	Delete parts – obsolete tank conditions	Application 17537/17538
178	Reserved		
179	Reserved		
180	Reserved		
181	Reserved		
182	Reserved		
183	Reserved		
184	Reserved		
185	21751	Delete entire condition – obsolete fugitive conditions	Application 18861/18862

Changes to Section VI – Permit Conditions			
	Condition	Change	Reason
186	21849, introduction	Add application history to introduction	Application 18861/18862 Application 17928/17458
187	21849, parts 1 through 7	Delete parts – obsolete fugitive conditions	Application 18861/18862
187a	Reserved		
188	21849, part 11	Delete S-991	Application 17928/17458
188a	22070	Added clarifying language	Administrative
189	22150, introduction	Add application history to and delete A8, A11, S903 and S904 from introduction	Application 18739/18738 Application 19300/19301 Application 19874/19875
190	22150, introduction, parts 1, 2	Remove A8, ESP for CO Boiler S903 (5BH)	Application 18739/18738
191	22510, introduction, parts 1, 2	Remove A11, ESP for CO Boiler S904 (6BH)	Application 19300/19301
191a	22510, introduction, part 3	Delete part5	Application 19874/19875
191b	22230	Add condition for Cooling Towers	Correct Omission
192	22455, introduction	Add application history to introduction	Application 17712/17713
193	22455, parts 1 through 7	Delete parts – obsolete conditions for Amorco	Application 17712/17713
194	22590	Moved condition so that it is in numerical order	Administrative
195	Reserved		
196	Reserved		
197	22621, introduction	Add application history to introduction	Application 18861/18862 Application 19874/19875
198	22621, parts 1 through 6	Delete parts – obsolete fugitive conditions	Application 18861/18862
199	22621, part 8.c	Correct “part 7” was “part 1”	Correction
200	22621, part 9	Delete part	Application 19874/19875
201	22640	Add condition for S-1506/S-1507 (Tank A-893/Tank A-894)	Application 13228
202	22693, introduction	Add application history to introduction	Application 16082
203	22693, Parts 1 through 8	Delete parts - obsolete fugitive conditions	Application 16082
204	Reserved		
205	Reserved		
206	Reserved		
207	22851	Add condition for B2758: S-1469, S-1471, S-1472, S-1475, S-1476, S-1487, S-1488	Application 19419/19418

Changes to Section VI – Permit Conditions			
	Condition	Change	Reason
208	23129, introduction	Add application history to introduction	Application 14141/14144 Application 16389/16390 Application 18311 Application 20679/20680
209	Reserved		
210	23129, part 3	Change throughput limit	Application 20679/20680
211	23129, parts 7, 12, 36, 58	Delete parts – obsolete fugitive conditions, clarify 500 ppmv CO limit, completed moisture test, sources to remove from service.	Application 14141/14144
212	Reserved		
213	Reserved		
214	Reserved		
215	23129, part 26	Changes to incorporate Application 18311 Heater Source Tests	Application 18311
216	Reserved		
217	Reserved		
218	23258, introduction	Add application history to introduction. Delete redundant source name	Application 14894
219	23258, parts 2, 3, 4	Delete parts – redundant and completed fugitive conditions	Application 14894
220	23263	Add Condition 23263 for S-896 (Tank 896)	Application 16822/16823
221	23486, introduction	Add application history to introduction.	Application 19326/19327
221a	23486, introduction	Change description of affected sources	Application 19326/19327
221b	23486, part 1	Add S1509 and modify description of S1508. Correct method to calculate throughput	Application 19326/19327
221c	23486, parts 2, 2b	Add S1509	Application 19326/19327
222	23562, introduction	Add application history to introduction.	Application 18739/18738 Application 17928/17458 Application 19300/19301 Application 19874/19875
222a	23562, list of sources	Add S902 & S913– 100 # FG sources	Application 19874/19875
223	23562, list of sources	Remove S905 – demolished source	Application 19300/19301
224	23562, list of sources	Remove S917; S919; S1470 – Sources not subject to NSPS J due to Consent Decree (subject by date)	Application 19874/19875

Changes to Section VI – Permit Conditions			
	Condition	Change	Reason
225	23562, list of sources	Remove S923; S924; S925 – obsolete Fluid Coker sources	Application 18739/18738
226	23562, list of sources	Remove S938; S939 – demolished sources	Application 17928/17458
226a	23562, list of sources	Add Effective 12/31/2010 and Sources S908, S909, and S912	Application 19874/19875
227	23739, introduction	Changed number from 23715	Correction
228	Reserved		
229	23811, introduction	Add application history and source numbers to introduction.	Application 16495 Application 19330/19331
230	23811, parts 1, 2, 3, 4	Correct basis for each part	Application 19330/19331
232	24171, 24172	Add conditions for S-1525.	Application 18835/18832
232a	24183	Add condition for S-1572	Application 18715
232b	24321	Add condition for S-1007, S-1005 and S-1526	Application 18949/18950
233	24324	Add new Condition for Consent Decree requirements for Flares, including S-1524	Applications 17752/17753
234	24323	Add new Condition for 50 Unit Flare (S-1524)	Application 18752/18753

VII. Applicable Limits and Compliance Monitoring Requirements

This section of the permit is a summary of numerical limits and related monitoring requirements for each source. The summary includes a citation for each monitoring requirement, frequency of monitoring, and type of monitoring. The applicable requirements for monitoring are completely contained in Sections IV, Source-Specific Applicable Requirements, and VI, Permit Conditions, of the permit.

The District has reviewed all monitoring and has determined the existing monitoring is adequate.

There are provisions in NSPS and NESHAPs that allow an owner/operator to propose a different method of compliance monitoring. Tesoro uses an Alternative Monitoring Plan (AMP) for particulate matter emissions from the S802 FCCU Regenerator. This AMP was approved by the EPA on March 8, 2007. The approval letter follows:



UNITED STATES ENVIRONMENTAL PROTECTION AGENCY
RESEARCH TRIANGLE PARK, NC 27711

MAR 08 2007

OFFICE OF
AIR QUALITY PLANNING
AND STANDARDS

Michael De Leon
Senior Environmental Engineer
Tesoro Refining and Marketing Company
Golden Eagle Refinery
150 Solano Way
Martinez, California 94553-1487

Dear Mr. De Leon:

This letter is in reference to your November 14, 2006, letter wherein you updated a March 7, 2005 request for a particulate matter (PM) alternative compliance method determination for the fluid catalytic cracking unit (FCCU) catalyst regenerator at your Golden Eagle Refinery. On September 30, 2006, the FCCU became subject to the particulate matter New Source Performance Standards for Petroleum Refineries, Subpart J as stipulated in an EPA consent decree. Prior to the consent decree, you elected to comply with the Subpart J PM limitation as a surrogate for the National Emission Standards for Hazardous Air Pollutants metal hazardous air pollutant in 40 CFR 63.1564.

Your FCCU is required to comply with Subpart J in accordance with 40 CFR 63.1564(a)(1), which requires a daily coke burn-off calculation and the recording of hours of daily operation. Under 40 CFR 60.106(a)(3), the coke burn-off rate is calculated from measurements of regenerator exhaust flow rate using Method 2 and oxygen (O₂), carbon monoxide (CO), and carbon dioxide (CO₂) concentrations using Method 3.

As an alternative to Method 2, you propose to determine the regenerator flow rate through a material balance using the total flow rate measured downstream of the CO boiler, historical annual relative humidity data, and regenerator flue gas nitrogen (N₂) and argon (Ar) compositions collected weekly and analyzed by gas chromatography (GC). You also propose to calculate the coke burn-off rate using O₂, CO, and CO₂ measurements taken from these weekly samples in place of using Method 3.

The data you submitted for O₂, CO, CO₂, N₂, and Ar concentrations in the regenerator emissions for the past year shows that typical gas compositions do not vary dramatically. The normal regenerator PM emissions are in the range of 0.02 lbs/1000 lbs of coke burn-off which is substantially less than the Subpart J limit of 1.0 lb/1000 lbs of coke burn-off.

Considering the wide margin of compliance your regenerator experiences along with the steady historical data of flue gas composition, we believe your proposal to determine PM emissions based on coke burn-off rates determined from material balances and average

component concentrations is adequate for complying with Subpart J. We therefore approve your request to use these alternative methods of determining PM emissions from the FCCU regenerator at Tesoro's Golden Eagle refinery in Martinez, California. If you have questions or would like to discuss the matter further, please call Foston Curtis at (919) 541-1063, or you may e-mail him at curtis.foston@epa.gov.

Sincerely,

Conniesue B. Oldham
Conniesue B. Oldham, Ph.D, Group Leader
Measurement Technology Group

cc: Shaun Burke, OECA
Foston Curtis (E143-02)
Patrick Foley, OECA
John Kim, Region 9
William Loscutoff, CARB

Changes to permit:

Changes to Section VII				
Item	Source	Location	Change	Reason
1	NA	Introduction	A note has been added at the beginning of the section to clarify that this section is a summary of the limits and monitoring, and that in the case of a conflict between Sections I-VI and Section VII, the preceding sections take precedence.	Incorporate District standard language
2	All	Throughout	Reorganize sources and renumber tables to match Section IV. Added section headers –	Administrative: Reorganization
3	All	Throughout	Add entry to all rows in “Type of Limit” column. Renamed Citation of Limit column (was Emission Limit Citation in some tables). Renamed Limit column (was Emission Limit in some tables)	Administrative
4	All	Throughout	Change Plant #12758 to Plant # 14628 Change Plant #13 to Plant # 14628	Administrative
5	All	Throughout	Change references to Regulation 6 to Regulation 6-1. Correct descriptions of 6-1-301, 6-1-305, and 6-1-310 limits Add SIP Regulation 6 citations Add monitoring requirements where missing	Administrative: Rule update, correct omissions

Changes to Section VII				
Item	Source	Location	Change	Reason
6	All	Source-specific tables	Delete source-specific monitoring requirement for BAAQMD 8-10-301 and consolidate into Table VII-A1 (sitewide)	Administrative: Reorganization
7	All	Throughout	Delete regulation names (example – Table VII-B2 “NSPS Subpart J”) Delete “Regulation” on BAAQMD citations	Administrative:
8	All	Throughout	Where no monitoring is required, use “None” for Monitoring Requirement Citation; “N” for Monitoring Frequency, and “N/A” for Monitoring Type	Administrative
8a	All	Throughout	Added SIP monitoring requirements where missing	Administrative: Rule updates and correct omission
9	All	Source-specific tables	Removed monitoring requirements for for Regulation 9, Rule 1 and SIP 9 Rule 1 area monitoring from source-specific tables except where specifically applicable to the source. Area monitoring is a sitewide requirement and is included in Table VII-A1 and Table VII-A2	Administrative
10	Reserved			
11	All	Throughout	Deleted all past due dates	Administrative
12	All	Throughout	Made editorial corrections and added clarifying language to descriptions of Limits	Administrative
13	Sitewide	VII-A1	Renumbered table, was VII-A	Administrative: Reorganization
14	Sitewide	VII-A1	Added Benzene limit	Administrative: Correct omission

Changes to Section VII				
Item	Source	Location	Change	Reason
15	Sitewide	VII-A1	Added Condition 8077 Refinery cap limits (annual, monthly max, monthly compensatory, and allowable accumulated monthly) for NO _x , CO, SO ₂ , PM, Hydrocarbon)	Administrative: Correct omission
16	Sitewide	VII-A1	Added SIP 8, Rule 8 Added 40 CFR 61 Subpart FF Added BAAQMD Regulation 8, Rule 5 Moved BAAQMD 8-8-303 to source tables. Added SIP Regulation 8, Rule 5 Add BAAQMD 9-1-313.2 and SIP 9-1-313.2 Add 9-1-304 fuel sulfur limit Add Regulation 8, Rule 40 Add 40 CFR 60 Subpart Kb for EFRs returned to VOL service Add 40 CFR 63 Subpart G for EFRs returned to MACT 1 service Add 40 CFR 63 Subpart GGGGG Add Condition 19528, part 12	Administrative: Rule updates and correct omissions
17	Sitewide	VII-A1	Add BAAQMD 9-1 Area monitoring for SO ₂ for S802	Administrative: Reorganization
18	Sitewide	VII-A1	Include SIP 8-10 and BAAQMD Regulation 8-10-302.	Administrative: Reorganization
19	Amorco	VII-A2	Renumber table, was VII-B	Administrative: Reorganization
20	Amorco	VII-A2	Added Benzene limit Added BAAQMD Regulation 9, Rule 1 ground level monitoring	Administrative: Correct omission

Changes to Section VII				
Item	Source	Location	Change	Reason
21	Amorco	VII-A2	Added 40 CFR 61 Subpart FF Added BAAQMD Regulation 8, Rule 5 Added SIP Regulation 8, Rule 5 Add 9-1-304 fuel sulfur limit Add Regulation 8, Rule 40 Add 40 CFR 60 Subpart Kb for EFRs returned to VOL service Add 40 CFR 63 SSubpart G for EFRs returned to MACT 1 service Add 40 CFR 63 Subpart GGGGG Add Condition 19528, part 12	Administrative: Rule updates and correct omissions
22	S802	VII-B1	Renumbered table, was VII-K Edit Title block	Administrative: Reorganization and clarification
22a	S802	VII-B1	Added 6-1-311, SIP 3-311	Correct omission.
22b	S802	VII-B1	Deleted 6-1-304, SIP 6-304.	Correction. Tube cleaning does not apply to this source. It does apply to CO Boiler S-901 and is shown in Table VII-C.1.1.
23	S802	VII-B1	Delete 9-1-301	Move to sitewide Table VII-A1
24	S802	VII-B1	Add Condition 11433, Part 2 mass emission limits for NO _x , SO ₂ , CO, PM, POC	Administrative: Correct omissions
25	S802	VII-B1	Correct monitoring requirement citations for Condition 11433 Parts 7 through 12 limits	Application 17500/17501
26	S802	VII_B1	Corrected rows for federal opacity and PM requirements	Administrative: Corrections

Changes to Section VII				
Item	Source	Location	Change	Reason
27	S802	VII-B1	Changed monitoring frequency and type and added BAAQMD Condition 11433, Part 11 to NSPS J SO2 limit	Administrative: Update to add AMP and frequency for AMP Application 17500/17501
28	S802	VII-B1	Add new parts of BAAQMD Condition 11433 to CO, SO2, and NOx limits	Application 17500/17501
29	S802	VII-B1	Add Condition 22150 opacity requirement	Administrative: Correct omission
30	S802	VII-B1	Remove note at end of table explaining relationship between S802 and S901	Administrative
31	S815, S816, S817, S1001	VII-B2	Renumber table, was VII-N Add S1001 (was in VII-H)	Administrative: Reorganization
32	S815, S816, S817, S1001	VII-B2	Delete BAAQMD 8, Regulation 2	Administrative: Regulatory applicability update
33	S815, S816, S817, S1001	VII-B2	Add Throughputs for S817 Add conditional throughput reduction from Condition 8077, Part B3Aii Add Abatement requirement (all except S1001)	Administrative: Correct omission
34	S850	VII-B3	Create new table Add S850 (was in VII-H)	Administrative: Reorganization, correct omissions
35	S850	VII-B3	Add throughput S850	Administrative: correct omissions

Changes to Section VII				
Item	Source	Location	Change	Reason
36	S1002, S1003, S1006, S1105	VII-B4	Renumber table, was VII-H Remove S590 (in separate table) Move S850 to VII-B3 Move S1001 to VII-B2 Move S1004 and 40 CFR 63 Subpart UUU to VII-B5 Move S1005 and BAAQMD 8-2-301 to VII-B6 Move S1007 and S1008 and Condition 1910 to VII-B8 Move S1009 to VII-B9 Move S1020 and 40 CFR 63 Subpart UUU to VII-B10 Remove S1100 (Demolished) Add S1105 (not in Section VII)	Administrative: Reorganization, correct omissions Application 17928/17458
37	S1002, S1003, S1006, S1105	VII-B4	Add Throughput for S1003, S1006, S1105	
38	S1004	VII-B5	Edit Table VII-H for S1004, see Table VII-B4 entry above for reorganization	Administrative: Reorganization
39	S1004	VII-B5	Add 40 CFR 63 Subpart UUU (63.1566) requirements Correct 63.1567 requirements	Administrative: correct omissions, editorial corrections
40	S1005	VII-B6	Edit Table VII-H for S1005, see Table VII-B4 entry above for reorganization	Administrative: Reorganization
41	S1005	VII-B6	Correct BAAQMD 8-2-301 monitoring requirements	Administrative: Correct omissions, editorial
42	S1005	VII-B6	Add Throughput for S1005	Application 18949/18950
43	S1038	VII-B7	Renumber table, was VII-Ha	Administrative: Reorganization

Changes to Section VII				
Item	Source	Location	Change	Reason
44	S1038	VII-B7	Delete Condition 23258, part 3 and part 5	Application 14894
45	S1007, S1008	VII-B8	Create new table and move sources from VII-H	Administrative: Reorganization
46	S1007, S1008	VII-B8	Add throughput Delete Condition 1910, parts 3 and 4	Administrative: Correct omissions Application 21711/21712
47	S1007, S1008	VII-B8	Add Condition 1910, condition 4 (subsequently deleted in #46 when permanently repaired)	Application 16850/16892
48	S1009	VII-B9	Create new table and move source from VII-H . Table has no requirements, but is created to correspond with Section IV	Administrative: Reorganization
49	S1020	VII-B10	Edit Table VII-H for S1020, see Table VII-B4 entry above for reorganization	Administrative: Reorganization
50	Reserved			
51	S1020	VII-B10	Add 40 CFR 63 Subpart UUU (63.1566) limits	Administrative: Correct omissions
52	S1510	VII-B11	Renumber table, was VII-XX1	Administrative: Reorganization
52a	S1510	VII-B11	Revised throughput limit	Application 20679/20680
53	S901	VII-C.1.1	Renumber table, was VII V	Administrative: Reorganization
54	S901	VII-C.1.1	Add and/or correct Condition 11433, Part 2 mass emission limits for NOx, SO2, CO, POC, and PM. Add Condition 8077 monitoring requirement citations	Administrative: Corrections and correct omissions
54	S901	VII-C.1.1	Add Condition 11433 monitoring requirement citations to Regulation 9, Rule 10 limits	Administrative: Correct omissions

Changes to Section VII				
Item	Source	Location	Change	Reason
56	S901	VII-C.1.1	Correct Regulation 9-10-305 monitoring requirement from source test to CEM	Application 17500/17501
57	S901	VII-C.1.1	Correct BAAQMD Condition 11433 Part 2 PM/PM10 1 st row: Monitoring frequency to P/M and Monitoring type to Calculation and Emit report. 2 nd row: Correct frequency to P/M every other year	Administrative: Corrections
58	S901	VII-C.1.1	Correct Regulation 6-1-301, 6-1-304, 6-1-310, and 6-1-310.3 monitoring requirement citations and frequencies for COM	Administrative: Update
58a	S901	VII-C.1.1	Added monitoring for 6-1-311 and SIP 6-311.	Correction. See above 6-1-311 discussion in Section C.IV, Complex applicability determinations.
59	S901	VII-C.1.1	Add Table IIA limit	Administrative: Update
60	S901	VII-C.1.1	Add Condition 7397 ammonia injection limit	Administrative: correct omissions
61	S904	VII-C.1.2	Renumber table, was VII-W	Administrative: Reorganization and clarification
61	S904	VII-C.1.2	Remove requirements for backup CO boiler service: Edit Title Block Delete BAAQMD 9-10-303.1 Delete BAAQMD 9-10-304 Delete COMS Delete BAAQMD 6-302 Delete Condition 22150 Correct Monitoring requirements for BAAQMD 6-1-304, 6-1-310, 6-1-310.3	Application 19300/19301

Changes to Section VII				
Item	Source	Location	Change	Reason
62	S904	VII-C.1.2	Corrections for combustion sources: Correct 9-10-305 CO requirement Add Condition 17322 Fuel Flow requirement	Application 19874/19875
63	S904	VII-C.1.2	Delete BAAQMD 9-1-301 GLM	Move to sitewide table
64	S904	VII-C.1.2	Add Table IIA limit	Administrative: Update
65	Reserved			
66	S854, S992, S1012, S1517, S1524	VII-C.2.1	Renumber table, was VII-R Add S1517 (was in VII-XX6) Add S1012 (was Table VII-S) Add S1524 (New source) Move S1013 to VII-C.2.5 Edit Title Block	Administrative: Reorganization and clarification; Application 18752/18753
67	S854, S992, S1012, S1517, S1524	VII-C.2.1	Revise 40 CFR 60 Subpart J H2S limit. Revise exemption for exempt fuel gas streams	Administrative
68	Reserved			
69	S854, S992, S1012, S1517, S1524	VII-C.2.1	Add Condition 19528, Part 11B	Correct omission – see Section VI for explanation for this condition
70	S854, S992, S1012, S1517, S1524	VII-C.2.1	Add Regulation 12, Rule 12	Administrative: Rule Update
71	S1517	VII-C.2.1	Add Condition 23129 requirements for S1517 from Table VII-XX6	Administrative: Reorganization
72	S1524	VII-C.2.1	Add Condition 24323, 40 CFR 60.18 (for S1524 only)	Application 18752/18753
73	S943	VII-C.2.2	Renumber table, was VII-Sa	Administrative: Reorganization
74	S943	VII-C.2.2	Add Condition 19528, Part 11B	Correct omission – see Section VI for explanation for this condition
75	S944, S945	VII-C.2.3	Renumber table, was VII-S Edit title block Move S1012 to VII-C.2.1	Administrative: Reorganization and clarification

Changes to Section VII				
Item	Source	Location	Change	Reason
76	S944, S945	VII-C.2.3	Add Condition 19528, Part 11B, 11C, 11D, and 11E	Correct omission – see Section VI for explanation for this condition
77	S944, S945	VII-C.2.3	Add Regulation 12, Rule 12	Administrative: Rule Update
78	Reserved			
78	Reserved			
79	Reserved			
80	Reserved			
81	Reserved			
82	S1013	VII-C.2.4	Add 40 CFR 60 Subpart J exemption for exempt fuel gas streams	Rule update
83	S1013	VII-C.2.4	Add Condition 19528, Part 11B	Correct omission – see Section VI for explanation for this condition
84	S1013	VII-C.2.4	Add Regulation 12, Rule 12	Administrative: Rule Update
84a	Reserved			
85	S56, S57 (B2759)	VII-C.3.1	Renumber table, was VII-Dc Edit Title block	Administrative: Reorganization and clarification
86	S56, S57 (B2759)	VII-C.3.1	Changes and rule updates: Add Condition 23811 Delete Condition 20672 Delete Condition 20574 Edit BAAQMD Regulation 9, Rule 8 Edit SIP Regulation 9, Rule 8 Correct and add future hours of operation Add 9-1-304 fuel sulfur limitation	Application 19330/19331 Rule updates
87	S952-954	VII-C.3.2	Renumber table, was VII-AD Edit title block	Administrative: Reorganization and clarification

Changes to Section VII				
Item	Source	Location	Change	Reason
88	S952-954	VII-C.3.2	Changes and rule updates: Delete Condition 19528, part 7 Edit BAAQMD Regulation 9, Rule 8 Edit SIP Regulation 9, Rule 8 Delete 9-1-304 liquid and solid fuel sulfur limitation	Application 19419/19418 Rule updates
89	S955-960	VII-C.3.3	Renumber table, was VII-AE Edit title block	Administrative: Reorganization and clarification
90	S955-960	VII-C.3.3	Changes and rule updates: Delete Condition 19528, part 7 Edit BAAQMD Regulation 9, Rule 8 Edit SIP Regulation 9, Rule 8 Delete 9-1-304 liquid and solid fuel sulfur limitation	Application 19419/19418 Rule updates
91	S1469 S1471 S1472 S1475 S1476	VII-C.3.4	Renumber table, was VII-De Edit title block	Administrative: Reorganization and clarification
92	S1474, S1477, S1486	VII-C.3.4	Delete Sources Out of service	Application 19419/19418
93	S1469 S1471 S1472 S1475 S1476	VII-C.3.4	Changes and rule updates: Change BAAQMD 6-1-303 to 6-1-303.1 Add 9-1-304 fuel sulfur limitation Edit BAAQMD Regulation 9, Rule 8 Edit SIP Regulation 9, Rule 8 Add CCR Title 17 Section 93115 (ATCM) Add Condition 22851 Edit Condition 18947	Application 19419/19418 Rule updates

Changes to Section VII				
Item	Source	Location	Change	Reason
94	S1487, S1488	VII-C.3.5	Create new table and move sources from Table VII-Da	Administrative: Reorganization and clarification
95	S1487, S1488	VII-C.3.5	Changes and rule updates: Add 9-1-304 fuel sulfur limitation Add Condition 20672 Edit BAAQMD Regulation 9, Rule 8 Edit SIP Regulation 9, Rule 8 Add CCR Title 17 Section 93115 (ATCM) Add Condition 22851 Add BAAQMD 6-1-303.1 and SIP 6-303.1	Application 19419/19418 Rule updates
96	Reserved			
97	Reserved			
98	Reserved			
99	S1518 S1519	VII-C.3.6	Renumber table, was VII-Dh Edit Title block	Administrative: Reorganization and clarification
100	S1518 S1519	VII-C.3.6	Changes and rule updates: Change BAAQMD 6-1-303 to 6-1-303.1 Add 9-1-304 fuel sulfur limitation Edit BAAQMD Regulation 9, Rule 8 Edit SIP Regulation 9, Rule 8 Add CCR Title 17 Section 93115 (ATCM) Add 40 CFR 60 Subpart III Add 40 CFR 63 Subpart ZZZZ Edit Condition 23811	Application 19419/19418 Rule updates
101	S902	VII-C.4.1	Renumber table, was VII-X	Administrative: Reorganization
102	S905	VII-C.4.1	Delete source Source no longer exists	Application 19300/19301

Changes to Section VII				
Item	Source	Location	Change	Reason
103	S923	VII-C.4.1	Delete source Source archived	Application 18739/18738
104	S902	VII-C.4.1	Changes and rule updates: Add future effective date for Condition 23562	Application 19874/19875 Rule updates and corrections
105	Reserved			
106	S902	VII-C.4.1	Delete 9-10-112, 9-10-306	Consistent with Section IV
107	Several	VII-C.4.2	Create new table and move sources from VII-AC, VII-Y, VII-Z, and VII-AA. Table for sources that are subject to NSPS J by Consent Decree Condition 23562	Administrative: Reorganization and clarification
108	Several	VII-C.4.2	Changes and rule updates Consolidate and update monitoring requirements for BAAQMD 9-10-305 CO Limit Add Fuel flow meter requirements Add ammonia slip requirements Consolidate and update monitoring requirements for BAAQMD 9-10-301 and 9-10-303 NOx limits Add individual source NOx and TRS limits	Application 19874/19875 Rule updates and corrections
109	S908, S922, S934, S935	VII-C.4.2	Added NOx limit of Condition 8077-B7A	Correct Omission
109a	S908, S922, S927, S934, S935	VII-C.4.2	Added CO limit of Condition 8077-B7A	Correct Omission
110	Several	VII-C.4.3	Create new table and move sources from VII-AA, Y, Z, AC, and AF. Table for sources that are NSPS J by Date of Construction, Reconstruction or Modification	Administrative: Reorganization and clarification

Changes to Section VII				
Item	Source	Location	Change	Reason
111	Several	VII-C.4.3	Changes and rule updates Consolidate and update monitoring requirements for BAAQMD 9-10-305 CO Limit Add Fuel flow meter requirements Add ammonia slip requirements Consolidate and update monitoring requirements for BAAQMD 9-10-301 and 9-10-303 NOx limits Add individual source NOx and TRS limits	Application 19874/19875 Rule updates and corrections
112	S917, S919, S971, S972	VII-C.4.3	Added CO limit of Condition 8077-B7A	Correct Omission
113	S950	VII-C.4.4	Renumber table, was VII-AC1 Edit title block	Administrative: Reorganization and clarification
114	S950	VII-C.4.4	Changes and rule updates Add ammonia slip Update monitoring requirements for BAAQMD 9-10-301 and 9-10-303 NOx limits Delete 9-10-302 NOx limit Add Condition 18372, Part 19 CEM rqmt Update monitoring requirement for BAAQMD 9-10-305 CO Limit Add Fuel flow meter requirements	Application 19874/19875 Rule updates and corrections
115	S950	VII-C.4.4	Add 40 CFR 61 Subpart FF requirements for control device for S606 and S607 Update Condition 7410 requirements	Administrative: correct omissions, clarification and corrections
116	Reserved			

Changes to Section VII				
Item	Source	Location	Change	Reason
117	S1412	VII-C.4.5	ReNUMBER table, was VII-AO Edit title block	Administrative: Reorganization and clarification
118	S1412	VII-C.4.5	Changes and rule updates Delete 9-10-305 CO limit Delete 9-10-3062 Operating hours	Application 19874/19875 Rule updates and corrections
119	Reserved			
120	S1106, S1470	VII-C.4.6	ReNUMBER table, was VII-AI Add S1470 (was in VII-AJ)	Administrative: Reorganization and clarification
121	S1106, S1470	VII-C.4.6	Changes and rule updates Add ammonia slip Add Condition 18539 for S1470 Update S19199 for S1106	Application 19874/19875 Rule updates and corrections, correct omissions
122	Reserved			
123	S1511, S1512	VII-C.4.7	ReNUMBER table, was VII-XX2 Edit Title block	Administrative: Reorganization and clarification
124	S1511, S1512	VII-C.4.7	Update Condition 23129	Rule updates and clarification and Application 18311
125	S963	VII-C.5.1	Create new table – S963 was not in Section VII Add Regulation 9, Rule 9 Add SIP Regulation 9, Rule 9 Add Regulation 6, Rule 1 Add SIP Regulation 6 Add 19528, Part 19	Administrative: Correct omission
126	S55 (B2756)	VII-D1	Create new table, B2759 S55 was not in Section VII Add Regulation 8, Rule 44 Add SIP Regulation 8, Rule 44 Add 40 CFR 63 Subpart Y Add Condition 22455 throughput	Administrative: Correct omission

Changes to Section VII				
Item	Source	Location	Change	Reason
127	S100	VII-D2	ReNUMBER table, was VII-E Edit title block	Administrative: Reorganization and clarification
128	S100	VII-D2	Changes and rule updates Add Regulation 8, Rule 44 Removed 8-44-301.2 Add SIP Regulation 8, Rule 44 Add Condition 878	Application 19326/19327 Rule updates and corrections, correct omissions. 8-44-301.2 removed because limit is 8-44-304 (added elsewhere)
129	S101, S115	VII-D3 VII-D5	Create new tables, sources were not in Rev 4 Section VII Add Regulation 8, Rule 6	Administrative: Correct omissions
130	S108	VII-D4	ReNUMBER table, was VII-F	Administrative: Reorganization
131	S106, S107, S114	VII-D4	Delete sources Sources no longer exist	Application 19326/19327
132	S108	VII-D4	Changes and rule updates Add Regulation 8, Rule 44 Edit SIP Regulation 8, Rule 44 Add 40 CFR 63 Subpart Y	Application 19326/19327 Rule updates and corrections, correct omissions
133	S126, S127	VII-D6	Create new table, sources were not in Section VII. No monitoring required. Table placed to correlate with Section IV	Administrative: Reorganization
134	S1025	VII-D7	ReNUMBER table, was VII-Df Edit title block	Administrative: Reorganization and clarification
135	S1025	VII-D7	Add separate sections for requirements applicable to non-gasoline loading and to gasoline loading	Administrative: Clarification
136	S1025	VII-D7	Add Regulation 8, Rule 6 for non-gasoline loading	Administrative: correct omissions
137	S1025	VII-D7	Correct descriptions of limit for Regulation 8, Rule 33 and update Condition 21849	Administrative: Clarification and correction of errors; Rule update

Changes to Section VII				
Item	Source	Location	Change	Reason
138	S1504, S1528	VII-D8	ReNUMBER table, was VII-Dg Edit title block Add S1528 (new sources)	Administrative: Reorganization and clarification Application 19415
139	S1504, S1528	VII-D8	Add Regulation 8, Rule 6	Administrative: Correct omissions
140	S1504	VII-D8	Update Condition 21849	Clarification
141	S1528	VII-D8	Add Condition 13605, part 5a	Application 19415
142	S1525	VII-D9	Create new table, add new source	Application 18835/18832
143	S97, S98, S99	VII-E1	ReNUMBER table, was VII-C Add S99, was in VII-CB Edit Title block	Administrative: Reorganization and clarification
144	S97, S98, S99	VII-E1	Add A30 abatement requirements Add separate sections for abatement for A30 or by A3/A4 Add Condition 19528	Administrative: Clarification and Update; correct omissions
145	S659, S660	VII-E2	ReNUMBER table, was VII-J Edit title block	Administrative: Reorganization and clarification
146	S659, S660	VII-E2	Update Condition 20682 and add Condition 23129	Administrative: Clarification and correct omissions
147	S810, S821	VII-E3	ReNUMBER table, was VII-Ja Edit title block	Administrative: Reorganization and clarification
148	S810, S821	VII-E3	Delete BAAQMD 9-1-301 Ground level monitoring for SO2	Consolidate in sitewide table VII-A1
149	S846, S975-983 S985 S987 S988	VII-E4	ReNUMBER table, was VII-T Add S975 and Condition 19199 Section D, was in VII-Ta Add S982 and Condition 19199 Section E, was in VII-Tb	Administrative: Reorganization and clarification

Changes to Section VII				
Item	Source	Location	Change	Reason
149a	S846, S975-983 S985 S987 S988	VII-E4	Added Condition 22230	Correct omission.
148	S846, S975-983 S985 S987 S988	VII-E4	Delete BAAQMD 9-1-301 Ground level monitoring for SO2	Consolidate in sitewide table VII-A1
149	S1513	VII-E5	Renumber table, was VII-XX3 Edit title block Added 23129-34 monitoring	Administrative: Reorganization and clarification
150	S1514 S1515	VII-E6	Renumber table, was VII-XX4 Edit title block Added 23129-40 monitoring	Administrative: Reorganization and clarification
151	S1516	VII-E7	Renumber table, was VII-XX5 Edit title block	Administrative: Reorganization and clarification
152	Tanks	Section F	Changed format of Section VII for tanks. Replaced individual monitoring requirements tables with a consolidated tank monitoring requirements matrix table. Tables removed from Revision 4 for tanks in the matrix and for demolished and permanently OOS sources are included in this SB as Appendix E.	Administrative: Reorganization.
153	Tanks	VII-F1	Added table showing monitoring requirements for tank groups identified in Table IV-F2 to replace Revision 4 tank tables. See Appendix E	Administrative: Reorganization

Changes to Section VII				
Item	Source	Location	Change	Reason
154	Wastewater Components Subject to BAAQMD 8-8	VII-G1	Added new table for wastewater components subject to Regulation 8, Rule 8 Add Regulation 8, Rule 8 Add SIP Regulation 8, Rule 8	Administrative: Reorganization, Rule update
155	Individual drain systems Subject to 40 CFR 60 Subpart QQQ	VII-G2	Added new table for individual drain systems subject to 40 CFR 61 Subpart QQQ	Administrative: Reorganization, Rule update
156	S513	VII-G3	Re-number table, was VII-BU, Cluster 25 Edit title block	Administrative: Reorganization and clarification
157	S513	VII-G3	Delete Regulation 8, Rule 5 Add Regulation 8, Rule 8 Add SIP Regulation 8, Rule 8 Update 40 CFR 60 Subpart Kb Add note for 40 CFR 63 Subpart CC Added 21053 Part 6&7.	Tank is wastewater sludge tank and is part of sludge dewatering equipment subject to 8-8-304 rather than 8-5. See Appendix B
158	S532, S1484	VII-G4	Re-number table, was VII-Ia Add S1484, was in VII-Ib Edit title block	Administrative: Reorganization and clarification
159	S532, S1484	VII-G4	Add Regulation 8, Rule 8 Add SIP Regulation 8, Rule 8	Regulatory applicability corrections, and Administrative: correct omissions, rule updates Sources are oil-water separators subject to 8-8-301; not tanks subject to 8-8-305

Changes to Section VII				
Item	Source	Location	Change	Reason
160	S532, S1484	VII-G4	Add 40 CFR 61 Subpart FF	Regulatory applicability corrections - Sources are 40 CFR 61 Subpart FF waste management units used to manage 50 Unit Desalter brine upstream of the S606 and S607 Brine Strippers. They are vented to A14 vapor recovery (fuel gas system).
161	S532	VII-G4	Update Condition 20099	Administrative: Clarification and corrections
162	S1484	VII-G4	Add Condition 19762 for S1484 (Move from Table VII-Ib)	Administrative: Reorganization
163	Reserved			
164	S606 S607	VII-G5	Renumber table, was VII-I Edit Title block	Administrative: Reorganization, clarification
165	S606 S607	VII-G5	Add Regulation 8-2-601 Add 40 CFR 61 Subpart FF	Regulatory applicability corrections – sources are 50 Unit Desalter brine strippers. These are 40 CFR 61 Subpart FF treatment units.
166	S606 S607	VII-G5	Update Condition 7410	Administrative: Clarification
167	S699	VII-G6	Renumber table, was VII-CA Cluster 28 for S699, S714 Edit Title block Delete S714 and move to Section F tank matrix	Administrative: Reorganization, clarification
168	S699	VII-G6	Delete Regulation 8, Rule 5 Add Regulation 8, Rule 8 Update SIP Regulation 8, Rule 8	Regulatory applicability corrections - Tank is WW source and is OWS recovered oil tank subject to 8-8-305 rather than to 8-5. See Appendix B.

Changes to Section VII				
Item	Source	Location	Change	Reason
169	S699	VII-G6	Add 40 CFR 60 Subpart QQQ	Regulatory applicability corrections – Tank is part of OWS (S819) that is subject to 40 CFR 60 Subpart QQQ. See Appendix B.
170	S699	VII-G6	Add 40 CFR 61 Subpart FF Add note concerning 40 CFR 63 Subpart CC	Regulatory applicability corrections – Tank is subject to Subpart FF but exempt per 61.340(d) and not subject to controls per 61.342(e). Tank is Group 2 WW source (manages uncontrolled wastes for Subpart FF) and is exempt from MACT CC at 63.640(d)(5). See Appendix B.
171	Reserved			
172	S700	VII-G7	ReNUMBER table, was VII-AZ-1 (Note, S700 was in two different tables in Section VII) Edit Title block	Administrative: Reorganization and clarification
173	S700	VII-G7	Edit Regulation 8, Rule 8 Add SIP Regulation 8, Rule 8 Delete 40 CFR 60 Subpart QQQ Delete Condition 21053, part 6	Application 19328/19329 See Appendix B
174	S819	VII-G8	ReNUMBER table, was VII-I Correct name and Edit Title block Add separate sections for requirements when S819 is abated by A39 thermal oxidizer and when it is abated by A14 vapor recovery.	Administrative: Reorganization, correction, and clarification

Changes to Section VII				
Item	Source	Location	Change	Reason
175	S819	VII-G8	Edit Regulation 8, Rule 8 Edit SIP Regulation 8, Rule 8 Edit 40 CFR 60 Subpart QQQ Add note concerning 40 CFR 63 Subpart CC and 40 CFR 61 Subpart FF	Regulatory applicability corrections and Administrative: Rule updates, Correct omissions Source is OWS subject to 40 CFR 60 Subpart QQQ. It manages only 61.342(e)(2) wastes (uncontrolled) for 40 CFR 61 Subpart FF.
176	S819	VII-G8	Add Condition 7406	Application 20143/20144
177	S830, S831 S842, S1101, S1102, S1103, S1104	VII-G9	Create new table Sources not previously in Section VII Add monitoring requirements consistent with source table in Section IV	Administrative: Reorganization , correct omissions
178	S1026	VII-G10	Renumber table, was VII-A Correct name	Administrative: Reorganization and clarification
179	S1026	VII-G10	Delete 8-8-307.2	Regulatory applicability corrections – Source is secondary wastewater treatment downstream of S819 and is exempt from Regulation 8-8 and SIP 8-8. The DNF is part of S819 and 8-8-307.2 is shown for that source.
180	S1026	VII-G10	Delete Condition 4587 Add Condition 7406	Application 20143/20144
181	S851	IV-H1	Create new table Source not previously in Section VII Add monitoring requirements consistent with source table in Section IV Add Regulation 8, Rule 2	Administrative: Reorganization, correct omissions ; Regulatory applicability correction

Changes to Section VII				
Item	Source	Location	Change	Reason
182	S1401	VII-H2	ReNUMBER table, was VII-AK Edit Title block	Administrative: Reorganization and clarification
183	S1401	VII-H2	Delete 9-1-301 ground level monitoring and add to sitewide table Correct limit and monitoring requirement citation for 9-1-307 SO2 limit Add Condition 267, part 2 and 3 Add Condition 19528, part 9	Administrative: Rule updates, Clarifications, Correct omissions
184	S1404	VII-H3	ReNUMBER table, was VII-AL	Administrative: Reorganization
185	S1404	VII-H3	Add Condition 8535, Part 3 pressure drop	Administrative: correct omission
186	S1405	VII-H4	ReNUMBER table, was VII-AM Edit Title block	Administrative: Reorganization and clarification
187	S1411	VII-H5	ReNUMBER table, was VII-AN Edit Title block	Administrative: Reorganization and clarification
188	S1411	VII-H5	Delete 9-1-308.2 Correct descriptions for 9-1-309 and 12-5-301 Add 40 CFR 60 Subpart Cd	Administrative: Rule updates, correct omissions, remove non-applicable requirements, clarification
188a	S1411	VII-H5	Add Condition 19528, Part 20 SAM monitoring	CAM evaluation (See CAM discussion in Section IV and Appendix C)
189	S1413 S1414	VII-H6	ReNUMBER table, was VII-AP	Administrative: Reorganization
190	S1413 S1414	VII-H6	Edit Regulation 12, Rule 10	Administrative: Correct omissions and clarification
191	S1415 S1416	VII-H7	ReNUMBER table, was VII-AQ Edit Title block Move S1416 to Tanks Section	Administrative: Reorganization and clarification Application 17913/17914
192	S1417	VII-H7	Delete source S1417 Source demolished	Application 17928/17458

Changes to Section VII				
Item	Source	Location	Change	Reason
193	S1415 S1416	VII-H7	Edit Regulation 8, Rule 2 Add Regulation 12, Rule 10 (This is only applicable if the loading rack is used to load oleum.)	Administrative: Correct omissions and clarification
194	S1421 S1422	VII-H8	Renumber table, was VII-AR	Administrative: Reorganization
195	S1421 S1422	VII-H8	Add Regulation 8, Rule 2 Edit Condition 13282	Administrative: Correct omissions, clarifications
196	Components	VII-J1	Renumber table, was VII-CF Edit Title block	Administrative: Reorganization and Clarification
197	Components	VII-J1	Edit Regulation 8 Rule 18 Add SIP Regulation 8 Rule 18 Add Regulation 11, Rule 7 Edit 40 CFR 60 Subpart VV Add 40 CFR 60 Subpart VVa Edit 40 CFR 60 Subpart GGG Add 40 CFR 60 Subpart GGGa	Administrative: Rule updates, correct omissions, add new regulations, clarification
198	Components	VII-J1	Edit 40 CFR 61 Subpart J Edit 40 CFR 61 Subpart V	Regulation applicability corrections – See Appendix B for detailed applicability analysis.
199	Components	VII-J1	Delete Regulation 8 Rule 28 Delete SIP Regulation 8 Rule 28	Administrative: Reorganization Moved Regulation 8-28 to new Table VII-J2
200	Components	VII-J1	Delete 40 CFR 60 Subpart QQQ	Administrative: Reorganization Moved Regulations to new Table VII-G2 and to source-specific tables in Section G where applicable

Changes to Section VII				
Item	Source	Location	Change	Reason
201	PRDs	VII-J2	Create table for atmospheric PRDs subject to Regulation 8-28. Moved Regulation 8 Rule 28 and SIP Regulation 8, Rule 28 from Table VII-J1 to Table VII-J2. Added 8-28-304.1 and 304.2.	Administrative: Reorganization
202	S804, S807, S822, S834	VII-J3	Renumber table, was VII-L Add S822 Delete Table since all Blowdown Towers removed from hydrocarbon service.	Application 16018/16114 Application 17413/17415 Application 18739/18738 Application 18752/18753
203	Reserved			
204	Reserved			
205	Reserved			
206	Reserved			
207	S823 S824	VII-J4	Renumbered table, was VII-O	Administrative: Reorganization
208	S823 S824	VII-J4	Edit Regulation 8, Rule 2	Clarification
209	S861, S1455, S1457	VII-J5	Renumbered table, was VII-U Edit Title block	Administrative: Reorganization and clarification
210	S857, S858, S859, S860, S1456, S1458	VII-J5	Remove sources Sources out of service	Application 18997/18998
211	S861, S1455, S1457	VII-J5	Update Regulation 8, Rule 16	Application 18997/18998
211a	S590	VII-J6	Renumbered table, was VII-H Added 7405, Part 1	Administrative: Reorganization
211b	S825, S856	IV-J7	Renumbered table, was VII-L, Added S825 to be consistent with Section IV	Administrative: Reorganization

Changes to Section VII				
Item	Source	Location	Change	Reason
211c	S863	N/A	N/A	Source out of service. Unlike Section IV, there was no table in Revision 4 Section VII for S863.
212	A39	VII-K1	Renumbered table, was VII-Sb Correct name and edit title block	Administrative: Reorganization and clarification
213	A39	VII-K1	Delete 40 CFR 60 Subpart J	Administrative: Rule update – fuel gases combusted for compliance with 40 CFR 60 Subpart QQQ 40 CFR 60.692 are excluded from 60.101(d) definition of fuel gas
214	A39	VII-K1	Add Regulation 8, Rule 8 Add SIP Regulation 8, Rule 8	Regulatory applicability corrections
215	A39	VII-K1	Add Condition 7406	Application 20143/21044
215a	A39	VII-K1	Added requirements when S-819 is abated by A-39	Correct omission
216	A40 A42 A43	VII-K2	Renumbered table, was VII-Sc	Administrative: Reorganization
217	Reserved			
218	A40 A42 A43	VII-K2	Added 40 CFR 60 Subpart J	Correct omission
219	A40 A42 A43	VII-K2	Edit Condition 11609	Administrative: Correct omissions and clarification
220	S1452	VII-L1	Added table. There was a IV-AY in Rev 4, but there was no VII-AY Edit Title Block	Administrative: Correct Omission
221	S1452	VII-L1	Add 40 CFR 63 Subpart GGGGG	Administrative: Correct omission
222	S590		Delete entire table	Source has no regulatory requirements except fugitives
223	S806		Delete entire table Source archived	Application 18739/18738

Changes to Section VII				
Item	Source	Location	Change	Reason
224	S825, S856		Delete entire table.	Sources have no regulatory requirements except fugitives
225	S863		Delete entire table.	Source is OOS, to be deleted
226	S1006		Delete entire table and move S1006 to new Table VII-B9	Administrative: Reorganization
227	S1003		Delete entire table and move S1003 to new Table VII-B9	Administrative: Reorganization
228	S1100 (MTBE)		Delete entire table Source archived	Application 17928/17458
229	S903		Delete entire table Source archived	Application 18739/18738
230	S991		Delete entire table Source archived	Application 17928/17458
231	S103		Delete entire table Source archived	Application 18835/18832
232	S125		Delete entire table Source archived	Administrative – letter to BAAQMD
233	S1484		Delete entire table and move S1484 and Condition 19762 to Table VII-G3 with S532	Administrative: Reorganization

VIII. Test Methods

This section of the permit lists test methods that are associated with standards in District or other rules. It is included only for reference. In most cases, the test methods in the rules are source test methods that can be used to determine compliance but are not required on an ongoing basis. They are not “applicable requirements” as defined by Regulation 2-6-202.

If a rule or permit condition requires ongoing testing, the requirement will also appear in Section IV of the permit.

Changes to Section VIII				
Item	Requirement	Location	Change	Reason
1	BAAQMD Regulation 8-2- 301	Table VIII	Added ST-32	ST-32 is the valid method for Hydrogen Plant vents

IX. Permit Shield:

The District rules allow two types of permit shields. The permit shield types are defined as follows: (1) A provision in a major facility review permit explaining that specific federally enforceable regulations and standards do not apply to a source or group of sources, or (2) A provision in a major facility review permit explaining that specific federally enforceable applicable requirements for monitoring, recordkeeping and/or reporting are subsumed because other applicable requirements for monitoring, recordkeeping, and reporting in the permit will assure compliance with all emission limits.

The second type of permit shield is allowed by EPA’s “White Paper 2 for Improved Implementation of the Part 70 Operating Permits Program.” The District uses the second type of permit shield for all streamlining of monitoring, recordkeeping, and reporting requirements in Title V permits. The District’s program does not allow other types of streamlining in Title V permits.

This facility has the second type of permit shield.

The following permit shields are allowed:

**Table IX A – 3
Permit Shield for Non-applicable Requirements
S901- No. 7 BOILER, S904-No. 6 BOILER**

Citation	Title or Description (Reason not applicable)
40 CFR 60 Subpart D	Standards of Performance for Fossil-Fuel-Fired Steam Generators for Which Construction is Commenced After August 17, 1971 (Sources are not newly constructed, reconstructed, or modified since the applicability date of August 17, 1971 for 40 CFR 60 Subpart D.)
40 CFR 60 Subpart Db	Standards of Performance for Industrial-Commercial-Institutional Steam Generating Units (Sources are not newly constructed, reconstructed, or modified since the applicability date of June 19, 1984 for 40 CFR 60 Subpart Db.)
40 CFR 60 Subpart Dc	Standards of Performance for Small Industrial-Commercial-Institutional Steam Generating Units (Sources are not newly constructed, reconstructed, or modified since the applicability date of June 9, 1989 for 40 CFR 60 Subpart Dc.)

Table IX A – 4
Permit Shield for Non-applicable Requirements
S1411-SULFURIC ACID MANUFACTURING PLANT

Citation	Title or Description (Reason not applicable)
40 CFR 60 Subpart H	Standards of Performance for Sulfuric Acid Plants (S1411 is not newly constructed, reconstructed, or modified since the applicability date of August 17, 1971 for 40 CFR 60 Subpart H.)

Table IX A – 5
Permit Shield for Non-applicable Requirements
ORGANIC LIQUID STORAGE TANKS

Citation	Title or Description (Reason not applicable)
40 CFR 60 Subpart UU	Standards of Performance for Asphalt Processing and Asphalt Roofing Manufacture (There are no asphalt storage tanks on site.)

Table IX A – 6
Permit Shield for Non-applicable Requirements
S854-EAST AIR FLARE, S992-EMERGENCY FLARE, S1013-AMMONIA PLANT FLARE

Citation	Title or Description (Reason not applicable)
Regulation 8, Rule 2	Miscellaneous Operations (Sources that are subject Regulation 10 are exempt from Regulation 8, Rule 2.)

Table IX A-7
Permit Shield for Non-Applicable
S1106-NO. 72 FURNACE

Citation	Title or Description (Reason not applicable)
40 CFR 60 Subpart J	Standards of Performance for Petroleum Refineries (BAAQMD Permit Condition 19199, Part H1 allows for firing of natural gas only)

Changes to permit:

There were no changes to this section.

X. Revision History

This section will add the Renewed Permit with a summary of the applications included.

XI. Glossary

Changes to permit:

The glossary was updated.

XII. Applicable State Implementation Plan

Changes to permit:

- This section has been deleted. The address for EPA's website is now found in Sections III and IV.
- Appendices A through D moved to Condition 8077 in Section VI.
- Appendix E has been deleted. Coker Modification Project completed.

D. Alternate Operating Scenarios:

No change is being made to this section.

E. Compliance Status:

The Coker Modification Project (Applications 14141, 14144, 16389 & 16390) is completed and will address the recurring violations of various District regulations as a result of emissions of flue gas from its Coker, S-806.

H:\pub_data\titleV\permit\sob_____.doc

Appendices

**APPENDIX A – JUSTIFICATION FOR CHANGES IN GRANDFATHERED SOURCE
THROUGHPUT LIMITS**

S-699 Tank A-699 API Separator Recovered Oil

The correct throughput for S-699 is 3838k bbl/year. This was the original grandfathered limit as developed in 2001. This revision corrects an error.

APPENDIX B – APPLICABILITY DETERMINATIONS

S-700 Tank 2-A-700, API Separator Sludge

S-700 (Tank 2-A-700) is an uncontrolled fixed roof tank used to store sludge from the API Separator/Dissolved Nitrogen Flotation (DNF) Unit (S-819) in the refinery's wastewater treatment system. As a wastewater source, S-700 is potentially subject to Regulation 8, Rule 8 (Organic Compounds - Wastewater Collection and Separation Systems); 40 CFR 60 Subpart QQQ (Standards of Performance for Emissions of VOC from Petroleum Refinery Wastewater Systems); 40 CFR 61 Subpart FF (Benzene Waste Operations NESHAP or BWON); and 40 CFR 63 Subpart CC (Petroleum Refinery MACT).

For Regulation 8, Rule 8, S-700 is subject to Regulation 8-8-305 [Oil-Water Separator and/or Air Flotation Unit Slop Oil Vessels], but it complies with the 8-8-305.1 option (vapor tight operation) rather than the 8-8-305.2 option (vapor recovery and destruction). The 8-8-305.2 option is shown incorrectly in Revision 4 of the Title V permit. For 40 CFR 61 Subpart FF, the facility complies with the 6BQ option in 40 CFR 61.342(e). The wastes collected in the oily water sewer and routed to S-819 (OWS/DNF) are aqueous wastes subject to the 6 Mg/year (6BQ) limit in 40 CFR 61.342(e)(2). Waste management units such as S-819 and its sludge tank, S-700, in which 61.342(e)(2) wastes are stored are not subject to the control requirements in 40 CFR 61 Subpart FF (61.343 through 61.347 and 61.349). For 40 CFR 63 Subpart CC, the wastes in S-700 are Group 2 wastewater streams because the wastes are exempt from the control standards in 40 CFR 61 Subpart FF (see 40 CFR 63.641 Definitions). TK-700 is not subject to 40 CFR 60 Subpart QQQ because sludge-handling facilities and sludge are not subject to that NSPS [see *Background Information for Promulgated Standards*, EPA-450/3-85-001b (2.1.7 Comment and Response), December 1987].

Reconciliation with Statement of Basis for Revision 2

In the Statement of Basis for Revision 2 of the Facility B2758 & B2759 Major Facility Review Permit Dated July 2006 for Application 12431, the following incorrect information is found in Section IV:

Slop Oil Vessels and Sludge Dewatering:

(response to EPA Letter October 8, 2004, Attachment 2)

Tesoro has one slop oil vessel at the refinery, S700 Tank A-700. S700 is a fixed roof tank that is vented to the A-14 Vapor Recovery System. Table IV – BF – Cluster 01b-1 has Regulation 8-8-305 and 8-8-305.2 as applicable requirements. Condition 21053 part 6 is being amended to require abatement of S700 as required to comply with 8-8-305.2. The applicable requirements of 40 CFR Part 60, Subpart QQQ are being added to Table IV- BF – Cluster 01b –1. Monitoring requirements for 40 CFR Part 60, Subpart QQQ are being added to Table VII – ZA –1.

An on-site contractor, Sierra Processing, is used for sludge dewatering operations at Tesoro. Regulations 8-8-304, 8-8-502, 8-8-602, and 8-8-603 are being added to Section IV, Table IV - A for "Facility #B2758". Monitoring requirements are being added to Table VII - A for "Facility #B2758". A new standard permit condition (Section I, B.12) is being added to the permit to clarify the facility's responsibility to submit reports and certify contractor compliance with applicable requirements. See Section I Conditions above.

The Revision 2 Statement of Basis should have said the following and then should have corrected the applicability for S699, S700 and S513 as documented in Appendix B of this Statement of Basis for the 2008 Renewal Application.

Slop Oil Vessels and Sludge Dewatering:

(corrected response to EPA Letter October 8, 2004, Attachment 2)

Tesoro has ~~one~~ three slop oil and sludge storage vessels downstream of the API Separator/Dissolved Nitrogen Flotation System (S819) at the refinery, S699, Tank A-699; S700, Tank 2A-700; and S513, Tank A-513. S699 is a fixed roof tank that is vented to the A-14 Vapor Recovery System. It is used to store recovered oil and DNF froth from the API Separator/Dissolved Nitrogen Flotation (DNF) Unit (S819) in the refinery's wastewater treatment system. S700 is a fixed roof tank that is vented to the A-14 Vapor Recovery System atmosphere. It is used to store sludge from S819. S513 is a fixed roof tank that is vented to the A-14 Vapor Recovery System. Sludge from S700 is fed to feed grinders and then pumped to S513. Recovered oil from S699 is mixed with sludge from S700 to make an emulsion, which is sent to S513. The mixers in Tank A513 maintain the emulsion with the recovered oil and ground sludge. The emulsion from S513 is fed to slurry grinders and then to the sludge dewatering system that is owned and operated by an on-site contractor, Sierra Processing. Tables IV-BF for S700, IV-CV for S699 and IV-CI for 513 and the corresponding tables in Section VII are being modified to correct the applicability for these sources.

Table IV - BF - Cluster 01b-1 has Regulation 8-8-305 and 8-8-305.2 as applicable requirements. Condition 21053 part 6 is being amended to require abatement of S700 as required to comply with 8-8-305.2. The applicable requirements of 40 CFR Part 60, Subpart QQQ are being added to Table IV - BF - Cluster 01b-1. Monitoring requirements for 40 CFR Part 60, Subpart QQQ are being added to Table VII - ZA - 1.

An on-site contractor, Sierra Processing, is used for sludge dewatering operations at Tesoro. To document the facility's responsibility for contractor compliance with applicable requirements, Regulations 8-8-304, 8-8-502, 8-8-602, and 8-8-603 are being added to Section IV, Table IV - A for "Facility #B2758". Monitoring requirements are being added to Table VII - A for "Facility #B2758". A new standard permit condition (Section I, B.12) is being added to the permit to clarify the facility's responsibility to submit reports and certify contractor compliance with applicable requirements. See Section I Conditions above. [end of correction]

S-513 Tank A-513 Wastewater Sludge

S-513 is a fixed roof tank vented to the 40# Fuel Gas System via the A-14 Vapor Recovery System. It has three mixers and is used to store and mix emulsions of sludge, and recovered oil from S-699 and S-700 and is the first step in the sludge dewatering process. The recovered oil/sludge mixture is routed from S-513 to slurry grinders and then to additional sludge dewatering equipment owned and operated by an on-site contractor, Sierra Processing. As a wastewater source, S-513 is potentially subject to Regulation 8, Rule 8 (Organic Compounds - Wastewater Collection and Separation Systems); 40 CFR 60 Subpart QQQ (Standards of Performance for Emissions of VOC from Petroleum Refinery Wastewater Systems); 40 CFR 61 Subpart FF (Benzene Waste Operations NESHAP or BWON); and 40 CFR 63 Subpart CC (Petroleum Refinery MACT).

For Regulation 8, Rule 8, S-513 is subject to Regulation 8-8-304 [Sludge Dewatering Unit]. For 40 CFR 61 Subpart FF, the facility complies with the 6BQ option in 40 CFR 61.342(e). The wastes collected in the oily water sewer and routed to S-819 (OWS/DNF) are aqueous wastes subject to the 6 Mg/year (6BQ) limit in 40 CFR 61.342(e)(2). S-513 manages 61.342(e)(2) wastes [sludge, recovered oil] from S-819 and is therefore not subject to the control requirements in 40 CFR 61 Subpart FF (61.343 through 61.347 and 61.349). For 40 CFR 63 Subpart CC, the wastes in S-513 are Group 2 wastewater streams because the wastes are exempt from the control standards in 40 CFR 61 Subpart FF (see 40 CFR 63.641 Definitions). TK-513 is not subject to 40 CFR 60 Subpart QQQ because sludge-handling facilities and sludge are not subject to that NSPS [see *Background Information for Promulgated Standards*, EPA-450/3-85-001b (2.1.7 Comment and Response), December 1987].

S-699 Tank A-699 API Separator Recovered Oil

S-699 is a fixed roof tank vented to the 40# Fuel Gas System via the A14 Vapor Recovery System. It is used to store recovered oil from the API Separator/Dissolved Nitrogen Flotation (DNF) Unit (S-819) in the refinery's wastewater treatment system. As a wastewater source, S-699 is potentially subject to Regulation 8, Rule 8 (Organic Compounds - Wastewater Collection and Separation Systems); 40 CFR 60 Subpart QQQ (Standards of Performance for Emissions of VOC from Petroleum Refinery Wastewater Systems); 40 CFR 61 Subpart FF (Benzene Waste Operations NESHAP or BWON); and 40 CFR 63 Subpart CC (Petroleum Refinery MACT).

For Regulation 8, Rule 8, S-699 is subject to Regulation 8-8-305 [Oil-Water Separator and/or Air Flotation Unit Slop Oil Vessels], and complies with the 8-8-305.2 option (vapor recovery and destruction). TK-699 is subject to 40 CFR 60 Subpart QQQ as part of the affected aggregate system that includes the affected individual drain systems installed since the effective date of that regulation (May 4, 1987) together with ancillary downstream sewer lines and oil-water separators, down to and including the secondary oil-water separator, as applicable. For 40 CFR 61 Subpart FF, the facility complies with the 6BQ option in 40 CFR 61.342(e). The wastes collected in the oily water sewer and routed to S-819 (OWS/DNF) are aqueous wastes subject to the 6 Mg/year (6BQ) limit in 40 CFR 61.342(e)(2). Waste management units such as S-819 and its slop oil tank, S-699, in which 61.342(e)(2) wastes are stored are not subject to the control requirements in 40 CFR 61 Subpart FF (61.343 through 61.347 and 61.349). For 40 CFR 63 Subpart CC, the wastes in S-699 are Group 2 wastewater streams because the wastes are exempt from the control standards in 40 CFR 61 Subpart FF (see 40 CFR 63.641 Definitions). Group 2 wastewater streams are not exempt from 40 CFR 60 Subpart QQQ in accordance with the overlap for wastewater regulations in 40 CFR 63 Subpart CC 63.640(o)(1). Therefore, the oil-water separator section of S-819 and its slop oil tank (S-699) are subject to the 40 CFR 60 Subpart QQQ requirements for oil-water separators and are part of the affected aggregate system as defined in Subpart QQQ.

Placeholder for S-1416 Tank A-747 Sulfuric Acid Plant Spent Acid Tank

Place holder for applicability determination. Was subject to 8-2, with ST 19528-10. Now subject to 8-5

40 CFR 63 Subpart EEEE – Organic Liquids Distribution

Applicability to 40 CFR 63 Subpart EEEE – Organic Liquids Distribution was removed from the sitewide tables for both the refinery (B2758) and Amorco (B2759) because this regulation does not apply to any source at either site. This regulation applies to the distribution of non-gasoline organic liquids, as defined in Subpart EEEE, into, out of, and within the facility. The applicability analysis for the Tesoro facilities is shown below:

40 CFR 63 Subpart EEEE Applies to:

- Tanks
- Loading racks
- Equipment leaks – tank to tank; tank to rack; rack to rack
- Transport vehicles at rack loading/unloading
- Containers at rack loading/unloading

40 CFR 63 Subpart EEEE Definitions:

- In organic liquid service – organic liquid that contains 5% or more of a listed organic HAP (see Table 1 in 63 EEEE)
- Gasoline – any petroleum distillate or distillate/alcohol blend with RVP \geq 27.6 kPa (4.0 psia) and used as fuel for internal combustion engines – includes aviation gasoline

40 CFR 63 Subpart EEEE Exclusions and Exemptions:

- Hazardous wastes, wastewater, ballast are excluded
- Gasoline, diesel, kerosene, fuel oil, gas oil are excluded
- Sources are exempt if another 40 CFR 63 Subpart (MACT) applies
- Loading racks need only records if they only unload organic liquids

Potential affected streams at B2758/B2759 and Applicability Determinations:

- Naphtha – received by barge; manufactured internally – blended into gasoline
 - EXEMPT – can be included in definition of gasoline (determined by examination of MSDS)
 - Tank 318 = MACT CC
 - Marine terminals = MACT CC/MACT Y
- Alkylate – received by barge, vessel, pipeline, railcar; manufactured internally – blended into gasoline
 - EXEMPT – can be included in definition of gasoline (determined by examination of MSDS)
 - Tank 323 = MACT CC
 - Marine terminals = MACT CC/MACT Y
 - Railcar unloading rack (S1528) = unloading only
- Ethanol – received by truck; pipeline – blended with gasoline and shipped out
 - EXEMPT – Ethanol as received contains $<$ 5% HAPS
 - EXEMPT – Ethanol as shipped is included in definition of gasoline
- Transmix – received by barge, pipeline, truck – also shipped out
 - EXEMPT – hazardous waste, wastewater, or ballast

- LPG (Propane; Propylene mix; Butanes) – received and shipped by rail and truck
 - EXEMPT – contains < 5% HAPS
- Crude Oil – received by pipeline and marine
 - B2758 tanks – EXEMPT – MACT CC
 - B2758 Avon wharf – EXEMPT – MACT CC/MACT Y
 - B2758 Pipelines – EXEMPT – MACT CC
 - B2759 tanks – EXEMPT – MACT CC
 - B2759 Amorco terminal – EXEMPT – Unloading only
 - B2759 Pipelines – EXEMPT – MACT CC

Equipment Leaks; 40 CFR 63 Subpart CC Overlap

The following Federal regulations apply to Equipment Leaks at this petroleum refinery:

- 40 CFR 63 Subpart CC—National Emission Standards for Hazardous Air Pollutants From Petroleum Refineries
- 40 CFR 60 Subpart VV—Standards of Performance for Equipment Leaks of VOC in the Synthetic Organic Chemicals Manufacturing Industry for which Construction, Reconstruction, or Modification Commenced After January 5, 1981, and on or Before November 7, 2006
- 40 CFR 60 Subpart VVa—Standards of Performance for Equipment Leaks of VOC in the Synthetic Organic Chemicals Manufacturing Industry for Which Construction, Reconstruction, or Modification Commenced After November 7, 2006
- 40 CFR 60 Subpart GGG—Standards of Performance for Equipment Leaks of VOC in Petroleum Refineries for which Construction, Reconstruction, or Modification Commenced After January 4, 1983, and on or Before November 7, 2006
- 40 CFR 60 Subpart GGGa—Standards of Performance for Equipment Leaks of VOC in Petroleum Refineries for Which Construction, Reconstruction, or Modification Commenced After November 7, 2006
- 40 CFR 60 Subpart QQQ—Standards of Performance for VOC Emissions From Petroleum Refinery Wastewater Systems
- 40 CFR 61 Subpart J—National Emission Standard for Equipment Leaks (Fugitive Emission Sources) of Benzene
- 40 CFR 61 Subpart V—National Emission Standard for Equipment Leaks (Fugitive Emission Sources)
- 40 CFR 61 Subpart FF—National Emission Standard for Benzene Waste Operations

The overlap of 40 CFR 63 Subpart CC with other regulations for equipment leaks (stated below) clarifies the applicability of the overlapping and conflicting federal regulations for equipment leaks. However, the overlap applies only to the equipment types specified in Subpart CC (see definition below). Equipment types subject to equipment leak regulations in 40 CFR 60 and 40 CFR 61, but not specified in Subpart CC remain subject to the requirements in the 40 CFR 60 and 40 CFR 61 regulations. The overlap has previously been interpreted incorrectly to apply to all equipment types in systems/process units subject to 40 CFR 63 Subpart CC and also subject to any equipment leak regulation in 40 CFR 60 and 40 CFR 61. The table on the following page shows the equipment type overlaps between Subpart CC and the affected equipment leak regulations in 40 CFR 60 and 40 CFR 61.

40 CFR 63 Subpart CC; 63.641 Equipment leak means emissions of organic hazardous air pollutants from a pump, compressor, pressure relief device, sampling connection system, open-ended valve or line, valve, or instrumentation system "in organic hazardous air pollutant service" as defined in this section. Vents from wastewater collection and conveyance systems (including, but not limited to wastewater drains, sewer vents, and sump drains), tank mixers, and sample valves on storage tanks are not equipment leaks.

40 CFR 63 Subpart CC; 63.640(p) Overlap of subpart CC with other regulations for equipment leaks. After the compliance dates specified in paragraph (h) of this section equipment leaks that are also subject to the provisions of 40 CFR parts 60 and 61 are required to comply only with the provisions specified in this subpart.

Equipment leaks subject to 40 CFR 63 Subpart CC are managed in accordance with 40 CFR 60 Subpart VV, so all equipment leaks subject to the overlap in Subpart CC are also managed in accordance with Subpart VV. Equipment types (such as connectors) not included in the definition of equipment leaks for 40 CFR 63 Subpart CC are not subject to 40 CFR 60 Subpart VV for compliance with 40 CFR 63 Subpart CC.

40 CFR 60 Subpart GGG applies to all petroleum refinery process units and all petroleum refinery compressors (as separate affected sources) that were constructed, reconstructed, or modified after January 4, 1983 and on or before November 7, 2006. Equipment leaks associated with these sources are managed in accordance with 40 CFR 60 Subpart VV.

- For those Subpart GGG process units and compressors that are not in organic HAP service (thus not subject to 40 CFR 63 Subpart CC), the overlap in Subpart CC does not apply and all equipment leaks associated with the Subpart GGG sources are managed in accordance with 40 CFR 60 Subpart VV for compliance with Subpart GGG.
- For those Subpart GGG process units and compressors in organic HAP service and subject to 40 CFR 63 Subpart CC, all equipment leaks except connectors are subject to the overlap in Subpart CC and are managed in accordance with 40 CFR 60 Subpart VV for compliance with Subpart CC. Connectors subject to 40 CFR 60 Subpart GGG are managed in accordance with 40 CFR 60 Subpart VV requirements for connectors for compliance with Subpart GGG.

40 CFR 60 Subpart GGGa applies to all petroleum refinery process units and all petroleum refinery compressors (as separate affected sources) that are constructed, reconstructed, or modified after November 7, 2006. Equipment leaks associated with Subpart GGGa sources are managed in accordance with 40 CFR 60 Subpart VVa.

- For those Subpart GGGa process units and compressors that are not in organic HAP service (not subject to 40 CFR 63 Subpart CC), the overlap in Subpart CC does not apply and all equipment leaks associated with the Subpart GGGa sources are managed in accordance with 40 CFR 60 Subpart VVa for compliance with Subpart GGGa except that connectors in gas/vapor or light liquid service are exempt from the 500 ppm leak requirements in §60.482–11a (Subpart GGGa Standards: Connectors in gas/vapor service and in light liquid service), provided the owner or operator complies with the 10,000 ppm leak requirements of §60.482–8a (Subpart GGGa Standards: Pumps, valves, and connectors in heavy liquid service and pressure relief devices in light liquid or heavy liquid service) for all connectors, as specified in the exception at 60.593(g) (Subpart GGGa Exceptions).

Equipment Leak Definitions – Federal Regulations

Equipment Type [Service]	40 CFR 63 Subpart CC [Organic HAP]	40 CFR 60 Subparts GGG/GGGa [VOC]	40 CFR 61 Subpart J [Benzene]	40 CFR 60 Subpart QQQ (Wastewater)	40 CFR 61 Subpart FF (Benzene Waste)
Pump	X	X	X		
Compressor	X	X	X		
PRD	X	X	X		
Sampling connection system	X	X	X		
Open-ended valve or line	X	X	X		
Valve	X	X	X		
Instrument System	X				
Connectors		X	X		
Surge Control Vessels			X		
Bottoms Receivers			X		
Control devices required by regulation			X		
Wastewater tanks (fixed roof)					X
Wastewater containers					X
Wastewater Oil Water Separators					X
Wastewater treatment unit					X
Wastewater closed vent system				X	X

- For those Subpart GGGa process units and compressors in organic HAP service and subject to 40 CFR 63 Subpart CC, all equipment leaks except connectors are subject to the overlap in Subpart CC and are managed in accordance with 40 CFR 60 Subpart VV for compliance with Subpart CC. Connectors subject to 40 CFR 60 Subpart GGGa are managed in accordance with 40 CFR 60 Subpart VVa for compliance with Subpart GGGa except that connectors in gas/vapor service are exempt from the requirements in §60.482–11a, provided the owner or operator complies with §60.482–8a for all connectors, as specified in the exception at 60.593(g).

40 CFR 61 Subpart J applies to equipment leaks in benzene service as defined in 61.110(a). Equipment leaks associated with Subpart J are managed in accordance with 40 CFR 61 Subpart V. All equipment leaks in benzene service are also in organic HAP service and are subject to 40 CFR 63 Subpart CC. Therefore, all equipment leaks listed in 61.110(a) and also listed in 63.641 as shown in the table above are subject to the 63.640(p) overlap at Subpart CC and are managed in accordance with 40 CFR 60 Subpart VV for compliance with Subpart CC. Equipment leaks subject to 40 CFR 61 Subpart J and not to 40 CFR 63 Subpart CC (connectors, surge control vessels, and bottoms receivers) are managed in accordance with 40 CFR 61 Subpart V for compliance with 40 CFR 61 Subpart J.

There are also equipment leak requirements in other 40 CFR 60 and 40 CFR 61 regulations that are not subject to the overlap with 40 CFR 63 Subpart CC. 40 CFR 60 Subpart QQQ (Standards of Performance for VOC Emissions from Petroleum Refinery Wastewater Systems) has equipment leak requirements for closed vent systems and 40 CFR 61 Subpart FF (Benzene Waste Operations NESHAPS) has equipment leak requirements for tanks, containers, oil water separators, treatment process units, and closed vent systems. These regulations require periodic EPA Method 21 monitoring with specified concentration limits. The overlap in 40 CFR 63 Subpart CC does not apply to these equipment leaks because the specific components such as valves and PRDs are not listed in the 40 CFR 60 and 40 CFR 61 regulations. However, in practice, the components subject to these equipment leak requirements are also subject to 40 CFR 63 Subpart CC and are managed in accordance with 40 CFR 60 Subpart VV for compliance with Subpart CC.

Organic Liquid Storage Tanks

A comprehensive review of Storage Tanks was conducted as part of this Title V Renewal Project. This review found several tanks with incorrect applicability. These errors have been corrected in this permit. Detailed markups of the applicability tables are shown in Appendix E. The table below summarizes the corrections:

Source	Description	Former (Rev 4) Applicability	Correct Applicability	Rationale
S134	Recovered Oil Tank	8-5, NSPS Kb	8-5, NSPS Kb, BWON 40 CFR 63 Subpart FF	Correct Omission
S327	Caustic Waste	8-5 Exempt, NSPS Kb	8-5 Exempt, NSPS Kb exempt	NSPS Kb no longer has recordkeeping only requirement
S494	Exempt out of service tank	8-5 Exempt, MACT Group 2 Recordkeeping	8-5 Exempt, MACT exempt based on size	Tank capacity is 4200 gallons. Tank not in Rev 4 tables.

Site Remediation MACT (40 CFR 63 Subpart GGGGG)

Applicability Determination

Site Remediation MACT (40 CFR 63 Subpart GGGGG)

Tesoro Golden Eagle Refinery (Facility B2758) and Amorc Terminal (Facility B2759)

April 13, 2010

Tesoro Refining and Marketing Company has several groundwater remediation sites at its Golden Eagle Refinery (facility B2758) and Amorc Terminal (facility B2759), all of which are subject to the Site Remediation MACT (40 CFR 63 Subpart GGGGG). Tesoro owns the remediation sites and hires contractors to supply permitted storage and treatment equipment and to operate the sites in compliance with 40 CFR 63 Subpart GGGGG. Tesoro's LDAR group monitors the remediation transfer system components (pumps, valves, etc.) for fugitive emissions. Tesoro reports on compliance with 40 CFR 63 Subpart GGGGG in semiannual reports to EPA. Tesoro has permitted source S1452, Hydrocarbon Recovery System to allow installation of groundwater recovery wells and pumps as needed. The wells and pumps of S1452 are used at the various existing sites. Additional wells and pumps permitted under S1452 can be added to existing sites or at any new sites that may be identified in the future. The current projects are listed below:

- Tract 3 - Tank 711 LNAPL (light non-aqueous phase liquid) Extraction System
- Tract 2 - 63 Line LNAPL Extraction System
- Tract 1/2/3 LNAPL Monitoring and Extraction System
- Line 60/66 Remediation Project
- Amorc Remediation Project

Brief project descriptions follow:

Tract 3 - Tank 711 LNAPL Extraction System. This extraction system consists of two interceptor trenches positioned downgradient (east) from Tank 711. The trenches were designed to recover gasoline, which was released from the Tank 711 suction line in 2003. Fluids (gasoline and water) from each trench are pumped into the Refinery's slop oil system. Two small "Convault Tanks" are used to estimate LNAPL content from each trench, using a small bladder pump. All pumps from this system are down-well (to minimize emissions) and monitored as part of the refinery's LDAR program. The extraction wells are part of S1452, Hydrocarbon Recovery System. There is historic contamination in this area, so MTBE and diesel-range material is periodically encountered.

Tract 2 - 63 Line LNAPL Extraction System. This extraction system consists of one interceptor trench along the western perimeter of Tract 2, inside the Tank 318 berm. The trench was designed to recover gasoline, which was discovered in two AST monitoring wells in Tracts 1 and 2. Fluids from the interceptor trench are pumped into a series of six 20,000 gallon Baker Tanks located north of the trench. Once these tanks are filled, they are gauged to determine a

water cut and subsequently emptied using a vacuum truck. Water from the tanks is taken to the wash pad where it is discharged to the oily water sewer and processed in the refinery's API separator. The recovered gasoline is transported to Tract 2 Slops truck offloading rack in the refinery (S101) for reprocessing. We are currently in the process of upgrading this system with additional extraction wells and permanent conveyance piping, which will replace the current vacuum truck operation. In addition to the interceptor trench, there is a satellite extraction system operating in the southern portion of the berm. This system consists of two down-well extraction pumps that recover gasoline and transfer it into a nearby Baker Tank. All seven Baker Tanks are equipped with granulated activated carbon (GAC) units to control vapor emissions. All extraction wells are part of S1452, Hydrocarbon Recovery System. To date we have encountered a small "historic" element (mostly diesel-range material), however, no MTBE has been detected.

Tract 1/2/3 LNAPL Monitoring and Extraction System. There are several groundwater extraction and monitoring wells located throughout Tracts 1, 2, and 3 in the refinery. Currently, there are 5 extraction wells active in Tract 1, 8 extraction wells active in Tract 2, and 11 extraction wells active in Tract 3. The extraction wells are part of S1452, Hydrocarbon Recovery System.

Line 60/66 Remediation Project. The system consists of 14 extraction wells and a liquid granulated activated carbon (LGAC) treatment system to treat the extracted groundwater with MTBE, benzene, and petroleum contamination. The extraction wells are part of S1452, Hydrocarbon Recovery System. The liquid granular activated carbon (LGAC) treatment system has been operational since March 2008 and consists of the following major system components:

- Two high-pressure (75) psi LGAC canisters, each containing 1000 pounds of carbon (with an additional third spare canister);
- A double diaphragm pneumatic feed pump;
- A new piping manifold containing associated valves, sampling ports, air and pump controls and influent and effluent flow totalizers; and
- A 20,000 gallon oil water separator tank.

Amorco Remediation Project. Fuel oxygenates (methyl tert-butyl ether (MTBE)) were detected in soil and groundwater in the northern area of the Amorco Terminal in 2005. In response, the California Regional Water Quality Control Board (RWQCB) issued a Cleanup and Abatement Order (CAO) No. R2-2006-0087; which requested the implementation of a mitigation program including several phases of investigations and interim remedial actions.

Per the CAO, an interim remedial action (IRA) system was installed to remove the MTBE mass from the groundwater and to control the groundwater plume migration. In the CAO, the upland portions of the site are referred to as Operable Unit (OU) 1 and the lowland areas are called OU-2. The IRA for OU-1 was installed in late 2006 and began operation in January 2007. The OU-1 IRA included three extraction wells (EW-01 through EW-03) and a conveyance system with a temporary storage tank for offsite disposal of extracted groundwater. An Envent Mobile MTBE Treatment System (EMMTS) was later added to the IRA system, and commenced onsite treatment in April 2008. The EMMTS consists of an equalization tank, an oil-water separator, an air stripper, a thermal oxidizer, two LGAC vessels to treat any residual TBA concentrations before discharging to the Tesoro Wastewater system, and a 10,000 gallon holding tank.

Additionally, 2 vapor granular activated carbon (VGAC) vessels are online in series to address any possible VOC emissions from the storage tanks. The IRA for OU-2, consisting of three extraction wells (EW-04 through EW-06) and associated conveyance system, was installed and combined into the onsite treatment system, and began operation in November 2008.

Affected Sources – 40 CFR 63 Subpart GGGGG

40 CFR 63 Subpart GGGGG establishes national emissions limitations and work practice standards for hazardous air pollutants (HAP) emitted from site remediation activities. This subpart also establishes requirements to demonstrate initial and continuous compliance with the emissions limitations and work practice standards.

The site remediations conducted at Tesoro facilities meet the requirement for applicability of 40 CFR 63 Subpart GGGGG in 63.7881. The subpart contains requirements for the following new, reconstructed, and existing site remediation sources:

- Process vents. The affected source is the entire group of process vents associated with the in-situ and ex-situ remediation processes used at your site to remove, destroy, degrade, transform, or immobilize hazardous substances in the remediation material. Examples (ex-situ) include thermal desorption, bioremediation, and air stripping processes. For the purpose of this subpart, a tank or container that is also equipped with a vent that serves as a process vent, is not a remediation material management unit, but instead is considered to be a process vent affected source.
- Remediation material management units, including tank, surface impoundment, container, oil-water separator, organic-water separator, or transfer system. The affected source is the entire group of remediation material management units used for the site remediations at your site. If a tank is also a process vent, then it is considered a process vent for this subpart.
- Equipment leaks. The affected source is the entire group of equipment components (pumps, valves, etc.) used to manage remediation materials.

Requirements in Title V Permit – 40 CFR 63 Subpart GGGGG

Tesoro facilities B2758 and B2759 are covered by a single Major Facility Review (Title V) Permit. The requirements for 40 CFR 63 Subpart GGGGG are being added to the 2008 renewal version of the permit, which is expected to be issued in late 2010. This section discusses the choices made in the permit to document the requirements of 40 CFR 63 Subpart GGGGG.

Other than the extraction wells and associated piping permitted as S1452, Hydrocarbon Recovery System (B2758), the site remediation components used at the Tesoro facilities B2758 and B2759 are owned, operated, and permitted by the contractors who operate the remediation sites on behalf of Tesoro. Therefore, while Tesoro is responsible for the contractor's compliance with 40 CFR 63 Subpart GGGGG and documents that compliance in semiannual reports submitted to EPA, the specific sources to which the detailed requirement apply are not permitted by Tesoro and are not included as sources in the Title V permit.

The parts of 40 CFR 63 Subpart GGGGG that specifically apply to the extraction wells and associated piping components (S1452) are the requirements for transfer systems and equipment leaks. These requirements are included in Table IV-L.1 for S1452. All parts of 40 CFR 63 Subpart GGGGG apply to or could apply to the contractor owned/operated site remediation sources. These requirements are included in the two sitewide tables in Section IV of the permit. Table IV-A.1 contains the sitewide requirements for Facility B2758 (the refinery) and Table IV-A.2 contains the sitewide requirements for Facility B2759 (Amorco Terminal). In addition to the applicability tables in Section IV, the monitoring requirements for 40 CFR 63 Subpart GGGGG are listed in the related tables in Section VII (Table VII-A.1; Table VII-A.2; and Table VII-A.3).

The following table lists the sections of 40 CFR 63 Subpart GGGGG and indicates where the requirements will reside in the Title V permit.

40 CFR 63 Subpart GGGGG			
Requirements	Table IV-A.1	Table IV-A.2	Table IV-L.1
63.7880 – Purpose	X	X	X
63.7881 - Applicability	X	X	X
63.7882 – Affected Sources	X	X	X
63.7883 – Compliance Dates	X	X	X
63.7884 – General Standards	X	X	X
63.7885 – General Standards – Process Vents	X	X	
63.7886 – General Standards – Remediation Management Units	X	X	X
63.7887 – General Standards – Equipment Leaks	X	X	X
63.7888 – Overlap with Other Subparts	X	X	X
63.7890 – Process Vents – Emission Limitations and Work Practice Standards	X	X	NA
63.7891 – Process Vents – Initial Compliance	X	X	NA
63.7892 – Process Vents – Inspection and Monitoring Requirements	X	X	NA
63.7893 – Process Vents – Continuous Compliance	X	X	NA
63.7895 – Tanks – Emission Limitations and Work Practice Standards	X	X	NA
63.7896 – Tanks – Initial Compliance	X	X	NA
63.7897 – Tanks – Inspection and Monitoring Requirements	X	X	NA
63.7898 – Tanks – Continuous Compliance	X	X	NA
63.7900 – Containers – Emission Limitations and Work Practice Standards	X	X	NA
63.7901 – Containers – Initial Compliance	X	X	NA
63.7902 – Containers – Inspection and Monitoring Requirements	X	X	NA
63.7903 – Containers – Continuous Compliance	X	X	NA
63.7905 – Surface Impoundments – Emission Limitations and Work Practice Standards	NA	NA	NA
63.7906 – Surface Impoundments – Initial Compliance	NA	NA	NA

40 CFR 63 Subpart GGGGG			
Requirements	Table IV-A.1	Table IV-A.2	Table IV-L.1
63.7907 – Surface Impoundments – Inspection and Monitoring Requirements	NA	NA	NA
63.7908 – Surface Impoundments – Continuous Compliance	NA	NA	NA
63.7910 – Separators – Emission Limitations and Work Practice Standards	X	X	NA
63.7911 – Separators – Initial Compliance	X	X	NA
63.7912 – Separators – Inspection and Monitoring Requirements	X	X	NA
63.7913 – Separators – Continuous Compliance	X	X	NA
63.7915 – Transfer Systems – Emission Limitations and Work Practice Standards	X	X	X
63.7916 – Transfer Systems – Initial Compliance	X	X	X
63.7917 – Transfer Systems – Inspection and Monitoring Requirements	X	X	X
63.7918 – Transfer Systems – Continuous Compliance	X	X	X
63.7920 – Equipment Leaks – Emission Limitations and Work Practice Standards	X	X	X
63.7921 – Equipment Leaks – Initial Compliance	X	X	X
63.7922 – Equipment Leaks – Continuous Compliance	X	X	X
63.7925 – Closed Vent Systems and Control Devices – Emission Limitations and Work Practice Standards	X	X	NA
63.7926 – Closed Vent Systems and Control Devices – Initial Compliance	X	X	NA
63.7927 – Closed Vent Systems and Control Devices – Inspection and Monitoring Requirements	X	X	NA
63.7928 – Closed Vent Systems and Control Devices – Continuous Compliance	X	X	NA
63.7935 – General Compliance Requirements	X	X	X
63.7936 – Requirements to Transfer Remediation Material Off-Site	X	X	X
63.7937 – General Standards – Initial Compliance	X	X	X
63.7938 – General Standards – Continuous Compliance	X	X	X
63.7940 – Performance Tests – Initial Dates	X	X	X
63.7941 – Performance Tests – Methods	X	X	X
63.7942 – Performance Tests – Subsequent Dates	X	X	X
63.7942 – Average VOHAP Determination Method	X	X	X
63.7942 – Maximum HAP Vapor Pressure Determination Method	X	X	X
63.7945 thru 63.7947 – Continuous Monitoring Systems	NA	NA	NA
63.7950 – Notification Requirements	X	X	X
63.7951 – Reporting Requirements	X	X	X
63.7952 – Record Requirements	X	X	X
63.7953 – Record Format and Retention	X	X	X

40 CFR 63 Subpart GGGGG			
Requirements	Table IV-A.1	Table IV-A.2	Table IV-L.1
63.7955 – Applicability of Subpart A	X	X	X
63.7956 – Implementation and Enforceability	X	X	X
63.7957 - Definitions	X	X	X

APPENDIX C – DETAILED CAM EVALUATION

Permit Evaluation and Statement of Basis, Renewed Permit: Site B5728 & B5729, Tesoro Refining and Marketing Company
Golden Eagle Refinery, 150 Solano Way and 1750 Marina Vista Way, Martinez, CA 94553

Source Name	Source Description	Pollutant	Federally Enforceable Limit	Federally Enforceable Basis of Limit	Control Device	64.2(a)(1) Subject to an Emission Limit? (Y/N)	64.2(a)(2) Uses a Control Device for Compliance? (Y/N/Comment)	64.2(a)(3) Precontrol Emissions > MST (Y/N)?	64.2(b)(1)(i) Basis of Limit Imposed after Nov. 15 1990? (Y/N)	64.2(b)(1)(vi) Continuous monitoring required in T5 permit? (Y/N)	Subject to CAM? (Y/N)	Reason not Subject to CAM	Exempt from CAM?	Exemption	Notes
98	FCCU East Catalyst Hopper	PM	0.15 grains/dscf	SIP 6-310	A30 ESP	Y	Y	Assumed < major source	N	Y	No	64.2(a)(3) Precontrol emissions < MST	Possibly	64.2(b)(1)(vi) Continuous monitoring of opacity as surrogate for PM	1
99	FCCU West Catalyst Hopper	PM	0.15 grains/dscf	SIP 6-310	A30 ESP	Y	Y	Assumed < major source	N	Y	No	64.2(a)(3) Precontrol emissions < MST	Possibly	64.2(b)(1)(vi) Continuous monitoring of opacity as surrogate for PM	1
100	Avon Wharf Berth 1; gasoline, diesel, jet fuel, No. 6 fuel oil, naphtha, kerosene, gas oil	VOC	95% abatement of loading emissions from uncontr'd or 2 lb/1000 gallons loaded when loading regulated organics	SIP 8-44-301	A14 Vapor Recovery	Y	N - material recovery	Not necessary to determine. No control device	N	N	No	64.2(a)(2) No control device	No		2
101	Truck Rack - Unloading only; crude oil, naphtha; transmix; fuel oil	VOC	0.17 lb/1000 gallons loaded; must have vapor loss system; < 0.5 psia materials exempt	8-6-301 (bulk terminal limit)	A14 Vapor Recovery	Not necessary to determine. No control device	N - material recovery	Not necessary to determine. No control device	N	N	No	64.2(a)(2) No control device	No		2

Permit Evaluation and Statement of Basis, Renewed Permit: Site B5728 & B5729, Tesoro Refining and Marketing Company
Golden Eagle Refinery, 150 Solano Way and 1750 Marina Vista Way, Martinez, CA 94553

Source Name	Source Description	Pollutant	Federally Enforceable Limit	Federally Enforceable Basis of Limit	Control Device	64.2(a)(1) Subject to an Emission Limit? (Y/N)	64.2(a)(2) Uses a Control Device for Compliance? (Y/N/Comment)	64.2(a)(3) Precontrol Emissions > MST (Y/N)?	64.2(b)(1)(i) Basis of Limit Imposed after Nov. 15 1990? (Y/N)	64.2(b)(1)(vi) Continuous monitoring required in T5 permit? (Y/N)	Subject to CAM? (Y/N)	Reason not Subject to CAM	Exempt from CAM?	Exemption	Notes
103	Vehicle Service Station	VOC	VOC emission limits from vehicle filling	SIP 8-7-313	A14 Vapor Recovery (CARB CERTIFIED)	Y	N - material recovery	Not necessary to determine. No control device	Y	Y	No	64.2(a)(2) No control device	Yes	64.2(b)(1)(i) 64.2(b)(1)(vi)	2, 3
125	Tank Car Loading Rack; Kerosene, Diesel; Fuel Oil	VOC	0.17 lb/1000 gallons loaded; must have vapor loss system; < 0.5 psia materials exempt	8-6-301 (bulk terminal limit)	A14 Vapor Recovery	Not necessary to determine. No control device	N - material recovery	Not necessary to determine. No control device	N	N	No	64.2(a)(2) No control device	No		2
134	Tank A-134; Fixed roof; recovered oil	VOC	95% abatement of VOC emissions	SIP 8-5-306; NSPS Kb	A14 Vapor Recovery	Y	N - material recovery	Not necessary to determine. No control device	N	N	No	64.2(a)(2) No control device	No		2
137	Tank A-137; fixed roof; diesel; waste oil; gasoline	VOC	95% abatement of VOC emissions	SIP 8-5-306; NSPS Kb	A14 Vapor Recovery	Y	N - material recovery	Not necessary to determine. No control device	N	N	No	64.2(a)(2) No control device	No		2
318	Tank A-318; Fixed roof; crude oil; naphtha	VOC	95% abatement of VOC emissions	SIP 8-5-306; NSPS Kb	A14 Vapor Recovery	Y	N - material recovery	Not necessary to determine. No control device	N	N	No	64.2(a)(2) No control device	No		2

Permit Evaluation and Statement of Basis, Renewed Permit: Site B5728 & B5729, Tesoro Refining and Marketing Company
Golden Eagle Refinery, 150 Solano Way and 1750 Marina Vista Way, Martinez, CA 94553

Source Name	Source Description	Pollutant	Federally Enforceable Limit	Federally Enforceable Basis of Limit	Control Device	64.2(a)(1) Subject to an Emission Limit? (Y/N)	64.2(a)(2) Uses a Control Device for Compliance? (Y/N/Comment)	64.2(a)(3) Precontrol Emissions > MST (Y/N)?	64.2(b)(1)(i) Basis of Limit Imposed after Nov. 15 1990? (Y/N)	64.2(b)(1)(vi) Continuous monitoring required in T5 permit? (Y/N)	Subject to CAM? (Y/N)	Reason not Subject to CAM	Exempt from CAM?	Exemption	Notes
323	Tank A-323; Fixed roof; gasoline, alkylate, blending components	VOC	95% abatement of VOC emissions	SIP 8-5-306; NSPS Kb	A14 Vapor Recovery	Y	N - material recovery	Not necessary to determine. No control device	N	N	No	64.2(a)(2) No control device	No		2
513	Tank A-513; fixed roof; distillate oil, gas oil	VOC	9570% abatement of VOC emissions	8-8-305.2	A14 Vapor Recovery	Y	N - material recovery	Not necessary to determine. No control device	N	N	No	64.2(a)(2) No control device	No		2
532	OWS (Tank 532 modified to OWS)	VOC	95 % abatement of VOC emissions	8-8-301.3	A14 Vapor Recovery	Y	N - material recovery	Not necessary to determine. No control device	N	N	No	64.2(a)(2) No control device	No		2
603	Tank A-603; fixed roof; organic liquid	VOC	95% abatement of VOC emissions	SIP 8-5-306; NSPS Kb	A14 Vapor Recovery	Y	N - material recovery	Not necessary to determine. No control device	N	N	No	64.2(a)(2) No control device	No		2
606	50 Unit WW Air Stripper A (abated by process heater S950)	VOC	NMHC from S950 <= 20 ppm (as C1)	Condition 7410, Part 3	S950 (F50)	Y	Y	Assumed < major source	Y	Y	No	64.2(a)(3) Precontrol emissions < MST	Yes	64.2(b)(1)(i) 64.2(b)(1)(vi)	4

Permit Evaluation and Statement of Basis, Renewed Permit: Site B5728 & B5729, Tesoro Refining and Marketing Company
Golden Eagle Refinery, 150 Solano Way and 1750 Marina Vista Way, Martinez, CA 94553

Source Name	Source Description	Pollutant	Federally Enforceable Limit	Federally Enforceable Basis of Limit	Control Device	64.2(a)(1) Subject to an Emission Limit? (Y/N)	64.2(a)(2) Uses a Control Device for Compliance? (Y/N/Comment)	64.2(a)(3) Precontrol Emissions > MST (Y/N)?	64.2(b)(1)(i) Basis of Limit Imposed after Nov. 15 1990? (Y/N)	64.2(b)(1)(vi) Continuous monitoring required in T5 permit? (Y/N)	Subject to CAM? (Y/N)	Reason not Subject to CAM	Exempt from CAM?	Exemption	Notes
607	50 Unit WW Air Stripper B (abated by process heater S950)	VOC	NMHC from S950 <= 20 ppm (as C1)	Condition 7410, Part 3	S950 (F50)	Y	Y	Assumed < major source	Y	Y	No	64.2(a)(3) Precontrol emissions < MST	Yes	64.2(b)(1)(i) 64.2(b)(1)(vi)	4
659	Tank A-659; Coke silo; fluid coke storage until supply depleted	PM	0.01 grains/d scf	Condition 23129, Part 39	A9 ESP	Y	Y	N	Y	Y	No	64.2(a)(3) Precontrol emissions < MST	Yes	64.2(b)(1)(i) 64.2(b)(1)(vi)	5
660	Tank A-660; Coke silo; fluid coke storage until supply depleted	PM	0.01 grains/d scf	Condition 23129, Part 39	A9 ESP	Y	Y	N	Y	Y	No	64.2(a)(3) Precontrol emissions < MST	Yes	64.2(b)(1)(i) 64.2(b)(1)(vi)	5
699	Tank A-699; fixed roof; Hydrocarbon	VOC	70% abatement of VOC emissions	8-8-305.2	A14 Vapor Recovery	Y	N - material recovery	Not necessary to determine. No control device	N	N	No	64.2(a)(2) No control device	No		2

Permit Evaluation and Statement of Basis, Renewed Permit: Site B5728 & B5729, Tesoro Refining and Marketing Company
Golden Eagle Refinery, 150 Solano Way and 1750 Marina Vista Way, Martinez, CA 94553

Source Name	Source Description	Pollutant	Federally Enforceable Limit	Federally Enforceable Basis of Limit	Control Device	64.2(a)(1) Subject to an Emission Limit? (Y/N)	64.2(a)(2) Uses a Control Device for Compliance? (Y/N/Comment)	64.2(a)(3) Precontrol Emissions > MST (Y/N)?	64.2(b)(1)(i) Basis of Limit Imposed after Nov. 15 1990? (Y/N)	64.2(b)(1)(vi) Continuous monitoring required in T5 permit? (Y/N)	Subject to CAM? (Y/N)	Reason not Subject to CAM	Exempt from CAM?	Exemption	Notes
714	Tank A-714; Fixed roof; organic liquid	VOC	95% abatement of VOC emissions	SIP 8-5-306	A714 scrubber and A14 Vapor Recovery	Y	N - material recovery	Not necessary to determine. No control device	N	N	No	64.2(a)(2) No control device	No		2
802	FCCU Regenerator	CO	500 ppmvd (1 hour average); 500 ppmvd @ 0% O2 (1 hour average)	Condition 11433 (Consent Decree); NSPS Subpart J (CD); 63 UUU	S901 CO FURNACE	Y	Y	N	Y (63 UUU & Consent Decree)	Y	No	64.2(a)(3) Precontrol emissions < MST	Yes	64.2(b)(1)(i) 64.2(b)(1)(vi)	7, 8
802	FCCU Regenerator	NOx	20 ppmvd @ 0% O2 (365 day average) prior to CO boiler; 40 ppmvd @ 0% O2 (7 day average) prior to CO boiler	Condition 11433 (consent decree)	NONE	Y	N	Not necessary to determine. No control device	Y (Consent Decree)	Y	No	64.2(a)(2) No control device	Yes	64.2(b)(1)(i) 64.2(b)(1)(vi)	9
802	FCCU Regenerator	PM	2 lb/ton coke burned	Condition 11433 (Consent Decree); NSPS Subpart J (CD); 63 UUU	A30 ESP	Y	Y	Y	Y (63 UUU & Consent Decree)	Y	YES		Yes	64.2(b)(1)(i) 64.2(b)(1)(vi)	7, 10

Permit Evaluation and Statement of Basis, Renewed Permit: Site B5728 & B5729, Tesoro Refining and Marketing Company
Golden Eagle Refinery, 150 Solano Way and 1750 Marina Vista Way, Martinez, CA 94553

Source Name	Source Description	Pollutant	Federally Enforceable Limit	Federally Enforceable Basis of Limit	Control Device	64.2(a)(1) Subject to an Emission Limit? (Y/N)	64.2(a)(2) Uses a Control Device for Compliance? (Y/N/Comment)	64.2(a)(3) Precontrol Emissions > MST (Y/N)?	64.2(b)(1)(i) Basis of Limit Imposed after Nov. 15 1990? (Y/N)	64.2(b)(1)(vi) Continuous monitoring required in T5 permit? (Y/N)	Subject to CAM? (Y/N)	Reason not Subject to CAM	Exempt from CAM?	Exemption	Notes
802	FCCU Regenerator	SO2	25 ppmvd @ 0% O2 (365 day average); 50 ppmvd @ 0% O2 (7 day average); 20 lb /ton coke burned	Condition 11433 (Consent Decree); NSPS Subpart J (CD)	None (control by feed desulfurization)	Y	N	Not necessary to determine. No control device	N	Y	No	64.2(a)(2) No control device	Yes	64.2(b)(1)(vi)	8, 11
819	API OWS	VOC	95% VOC abatement	8-8-302.3	A39 Thermal Oxidizer	Y	Y	Assumed < major source	N	Y	No	64.2(a)(3) Precontrol emissions < MST	Yes	64.2(b)(1)(vi)	12
819	API OWS	VOC	95% VOC abatement	8-8-302.3	A14 Vapor Recovery	Y	N - material recovery	Not necessary to determine. No control device	N	N	No	64.2(a)(2) No control device	No		2
901	No. 7 Boiler, FCCU CO Boiler; RFG, FCCU flue gas	NOx	150 ppm	9-10-304	NH3 injection at A30 ESP (may not be "control device")	Y	N	Assumed < major source	Y	Y	No	64.2(a)(3) Precontrol emissions < MST	Yes	64.2(b)(1)(i) 64.2(b)(1)(vi)	13
901	No. 7 Boiler, FCCU CO Boiler; RFG, FCCU flue gas	PM	0.15 grains/d scf	6-1-310	A30 ESP	Y	Y	N	N	Y*	No	64.2(a)(3) Precontrol emissions < MST	Yes	64.2(b)(1)(vi)	14

Permit Evaluation and Statement of Basis, Renewed Permit: Site B5728 & B5729, Tesoro Refining and Marketing Company
Golden Eagle Refinery, 150 Solano Way and 1750 Marina Vista Way, Martinez, CA 94553

Source Name	Source Description	Pollutant	Federally Enforceable Limit	Federally Enforceable Basis of Limit	Control Device	64.2(a)(1) Subject to an Emission Limit? (Y/N)	64.2(a)(2) Uses a Control Device for Compliance? (Y/N/Comment)	64.2(a)(3) Precontrol Emissions > MST (Y/N)?	64.2(b)(1)(i) Basis of Limit Imposed after Nov. 15 1990? (Y/N)	64.2(b)(1)(vi) Continuous monitoring required in T5 permit? (Y/N)	Subject to CAM? (Y/N)	Reason not Subject to CAM	Exempt from CAM?	Exemption	Notes
904	No. 6 Boiler; RFG (previously Coker flue gas)	NOx	Title V permit has 9-10-303.1 limit for CO boiler. No longer applicable. Other NOx limits not FE. Applicable limit is now 9-10-301 (not FE)	9-10-303.1 (CO boiler operation - NA) 9-10-301 not FE	SCR	N - see comments	NA	Not necessary to determine. Federally enforceable emission limit no longer applicable.	NA	NA	No	64.2(a)(1) No federally enforceable limit	NA		13, 15
963	Gas Turbine 177 (Alky Plant); NG	NOx	42 ppmv @ 15% O2 on natural gas	SIP 9-9-301.1	A-963 Steam Injection System	Y	Y	Y	Y (BAAQMD 9-9 first adopted 1993)	N	Yes		Yes	64.2(b)(1)(i)	16
963	Gas Turbine 177 (Alky Plant); NG	NOx	55 ppmv @ 15% O2 on refinery fuel gas	SIP 9-9-301.1	A-963 Steam Injection System	Y	Y	Y	Y (BAAQMD 9-9 first adopted 1993)	N	Yes		Yes	64.2(b)(1)(i)	16
1004	No. 2 Catalytic Reforming	VOC, HAPS during periodic regenerat'ns only	Per 63 UUU	63 UUU	As required in UUU	Y	Y	Assumed < major source	Y	Y	No	64.2(a)(3) Precontrol emissions < MST	Yes	64.2(b)(1)(i) 64.2(b)(1)(vi)	7, 17
1020	No. 3 UOP Reforming	VOC, HAPS	Per 63 UUU	63 UUU	As required in UUU	Y	Y	Assumed < major source	Y	Y	No	64.2(a)(3) Precontrol emissions < MST	Yes	64.2(b)(1)(i) 64.2(b)(1)(vi)	7, 18

Permit Evaluation and Statement of Basis, Renewed Permit: Site B5728 & B5729, Tesoro Refining and Marketing Company
Golden Eagle Refinery, 150 Solano Way and 1750 Marina Vista Way, Martinez, CA 94553

Source Name	Source Description	Pollutant	Federally Enforceable Limit	Federally Enforceable Basis of Limit	Control Device	64.2(a)(1) Subject to an Emission Limit? (Y/N)	64.2(a)(2) Uses a Control Device for Compliance? (Y/N/Comment)	64.2(a)(3) Precontrol Emissions > MST (Y/N)?	64.2(b)(1)(i) Basis of Limit Imposed after Nov. 15 1990? (Y/N)	64.2(b)(1)(vi) Continuous monitoring required in T5 permit? (Y/N)	Subject to CAM? (Y/N)	Reason not Subject to CAM	Exempt from CAM?	Exemption	Notes
1025	Bulk Plant (truck/rail); Bottom Loading; gasoline; naphtha; kerosene, diesel, fuel oil	VOC	Yes - different limits for gasoline loading and non-gasoline loading	8-6; 8-33	A14 Vapor Recovery	Y	N - material recovery	Not necessary to determine. No control device	NA	NA	No	64.2(a)(2) No control device			2
1026	DNF Air Stripper	VOC	70% VOC abatement	8-8-307.3	A39 Thermal Oxidizer	Y	Y	Assumed < major source	N	Y	No	64.2(a)(3) Precontrol emissions < MST	Yes	64.2(b)(1)(vi)	12
1106	No. 4 HDS Reactor Feed Heater (F72) Natural Gas only	NOx	10 ppmvd @ 3% O2, 3 hr average	Condition 19199, Part H4	A1106 SCR	Y	Y	Assumed < major source	Y	Y	No	64.2(a)(3) Precontrol emissions < MST	Yes	64.2(b)(1)(i) 64.2(b)(1)(vi)	19
1401	Sulfur Recovery Unit	SO2;	250 ppmvd SO2 @	NSPS J SO2; 63 UUU SO2; Consent Decree; BAAQMD	A1402 SCOT Tail Gas Unit/ Incinerator	Y	Y	Assumed < major source	Y (UUU & Consent Decree)	Y	No	64.2(a)(3) Precontrol emissions < MST	Yes	64.2(b)(1)(i) 64.2(b)(1)(vi)	7, 20
1401	Sulfur Recovery Unit	SO3; H2SO4 (SAM)	183 mg/dscm (0.08 grain/dscf)	SIP 6-330	A1402 SCOT Tail Gas Unit/ Incinerator	Y	Y	N	N	N	No	64.2(a)(3) Precontrol emissions < MST			28, 29, 30

Permit Evaluation and Statement of Basis, Renewed Permit: Site B5728 & B5729, Tesoro Refining and Marketing Company
Golden Eagle Refinery, 150 Solano Way and 1750 Marina Vista Way, Martinez, CA 94553

Source Name	Source Description	Pollutant	Federally Enforceable Limit	Federally Enforceable Basis of Limit	Control Device	64.2(a)(1) Subject to an Emission Limit? (Y/N)	64.2(a)(2) Uses a Control Device for Compliance? (Y/N/Comment)	64.2(a)(3) Precontrol Emissions > MST (Y/N)?	64.2(b)(1)(i) Basis of Limit Imposed after Nov. 15 1990? (Y/N)	64.2(b)(1)(vi) Continuous monitoring required in T5 permit? (Y/N)	Subject to CAM? (Y/N)	Reason not Subject to CAM	Exempt from CAM?	Exemption	Notes
1404	Sulfur Storage Tank (A-756)	PM	0.01 grains/dscf	Condition 8535, Part 1	A1422 Calvert Scrubber	Y	Y	Assumed < major source	NA	Y*	No	64.2(a)(3) Precontrol emissions < MST			21
1411	Sulfuric Acid Mfg Plant	SO2	300 ppm SO2 @ 12 % O2	9-1-309	A1403 Mist Eliminator; A1417 dual absorption; A1421 mist eliminator	Y	Y	Assumed < major source	N	Y	No	64.2(a)(3) Precontrol emissions < MST	Yes	64.2(b)(1)(vi)	22
1411	Sulfuric Acid Mfg Plant	SO3; H2SO4 (SAM)	92 mg/dscm (0.04 grain/dscf)	SIP 6-320	A1403 Mist Eliminator; A1417 dual absorption; A1421 mist eliminator	Y	Y	Y	N	N	Yes		No	NA	28, 31, 32
			0.5 lb/ton acid produced	40 CFR 60.31d		Y	Y	Y	Y	60 FR 65414, Dec. 19, 1995	N	Yes	Yes	64.2(b)(1)(i)	
1470	No. 3 Crude Vacuum Distillation Heater (F71)	NOx	BAAQMD NOx	9-10-301	A908 SCR	Y	Y	Not necessary to determine. Exempt	TBD	Y	No. Emissions < major source				23
1484	OVS	VOC	95% VOC abatement	8-8-301.3	A14 Vapor Recovery	Y	N - material recovery	Not necessary to determine. No control device	NA	NA	No	64.2(a)(2) No control device	NA	NA	2

Permit Evaluation and Statement of Basis, Renewed Permit: Site B5728 & B5729, Tesoro Refining and Marketing Company
Golden Eagle Refinery, 150 Solano Way and 1750 Marina Vista Way, Martinez, CA 94553

Source Name	Source Description	Pollutant	Federally Enforceable Limit	Federally Enforceable Basis of Limit	Control Device	64.2(a)(1) Subject to an Emission Limit? (Y/N)	64.2(a)(2) Uses a Control Device for Compliance? (Y/N/Comment)	64.2(a)(3) Precontrol Emissions > MST (Y/N)?	64.2(b)(1)(i) Basis of Limit Imposed after Nov. 15 1990? (Y/N)	64.2(b)(1)(vi) Continuous monitoring required in T5 permit? (Y/N)	Subject to CAM? (Y/N)	Reason not Subject to CAM	Exempt from CAM?	Exemption	Notes
1489	Fixed volume portable Tank #1; Recovered oil; 500 bbl	VOC	95% VOC abatement	SIP 8-5-306; 8-8-305; NSPS Kb	A1001 and A1002 Activated Carbon	Y	Y	Assumed < major source	N	Y	No	64.2(a)(3) Precontrol emissions < MST	Yes	64.2(b)(1)(vi)	24
1490	Fixed volume portable Tank #2; Recovered oil 500 bbl	VOC	95% VOC abatement	SIP 8-5-306; 8-8-305; NSPS Kb	A1001 and A1002 Activated Carbon	Y	Y	Assumed < major source	N	Y	No	64.2(a)(3) Precontrol emissions < MST	Yes	64.2(b)(1)(vi)	24
1491	Fixed volume portable Tank #3; Recovered oil; 500 bbl	VOC	95% VOC abatement	SIP 8-5-306; 8-8-305; NSPS Kb	A1001 and A1002 Activated Carbon	Y	Y	Assumed < major source	N	Y	No	64.2(a)(3) Precontrol emissions < MST	Yes	64.2(b)(1)(vi)	24
1496	Tank A-876; Fixed roof; heavy reformate with pentanes; straight run heavy naphtha	VOC	95% abatement of VOC emissions	SIP 8-5-306; NSPS Kb	A14 Vapor Recovery	Y	N - material recovery	Not necessary to determine. No control device	N	N	No	64.2(a)(2) No control device	NA	NA	2

Permit Evaluation and Statement of Basis, Renewed Permit: Site B5728 & B5729, Tesoro Refining and Marketing Company
Golden Eagle Refinery, 150 Solano Way and 1750 Marina Vista Way, Martinez, CA 94553

Source Name	Source Description	Pollutant	Federally Enforceable Limit	Federally Enforceable Basis of Limit	Control Device	64.2(a)(1) Subject to an Emission Limit? (Y/N)	64.2(a)(2) Uses a Control Device for Compliance? (Y/N/Comment)	64.2(a)(3) Precontrol Emissions > MST (Y/N)?	64.2(b)(1)(i) Basis of Limit Imposed after Nov. 15 1990? (Y/N)	64.2(b)(1)(vi) Continuous monitoring required in T5 permit? (Y/N)	Subject to CAM? (Y/N)	Reason not Subject to CAM	Exempt from CAM?	Exemption	Notes
1504	Bulk Plant (truck/rail); Unloading rack; 2 pumps; Ethanol	VOC	Yes	8-6-304 delivery to storage tanks	A14 Vapor Recovery	Y	N - material recovery	Not necessary to determine. No control device	N	N	No	64.2(a)(2) No control device	NA	NA	2
1511	Delayed Coker Heater #1 (F78)	NOx	Various	Permit condition 23129	A1511 SCR	Y	Y	Assumed < major source	Y	Y	No	64.2(a)(3) Precontrol emissions < MST	Yes	64.2(b)(1)(i) 64.2(b)(1)(vi)	25
1512	Delayed Coker Heater #1 (F79)	NOx	Various	Permit condition 23129	A1512 SCR	Y	Y	Assumed < major source	Y	Y	No	64.2(a)(3) Precontrol emissions < MST	Yes	64.2(b)(1)(i) 64.2(b)(1)(vi)	25
1514	Coke Silo #1	PM	0.01 grains/dscf	Permit condition 23129	A1514 Bag house	Y	Y	Y	Y	N	No	64.2(a)(3) Precontrol emissions < MST	Yes	64.2(b)(1)(i)	5
1515	Coke Silo #2	PM	0.01 grains/dscf	Permit condition 23129	A1515 Bag house	Y	Y	Y	Y	N	No	64.2(a)(3) Precontrol emissions < MST	Yes	64.2(b)(1)(i)	5
**	Heaters with SCR and CEMS	NOx	Various	9-10-301 per Consent Decree Section IV; permit conditions	SCR	Y	Y	Assumed < major source	N	Y	No	64.2(a)(3) Precontrol emissions < MST	Yes	64.2(b)(1)(vi)	26

Permit Evaluation and Statement of Basis, Renewed Permit: Site B5728 & B5729, Tesoro Refining and Marketing Company
Golden Eagle Refinery, 150 Solano Way and 1750 Marina Vista Way, Martinez, CA 94553

Source Name	Source Description	Pollutant	Federally Enforceable Limit	Federally Enforceable Basis of Limit	Control Device	64.2(a)(1) Subject to an Emission Limit? (Y/N)	64.2(a)(2) Uses a Control Device for Compliance? (Y/N/Comment)	64.2(a)(3) Precontrol Emissions > MST (Y/N)?	64.2(b)(1)(i) Basis of Limit Imposed after Nov. 15 1990? (Y/N)	64.2(b)(1)(vi) Continuous monitoring required in T5 permit? (Y/N)	Subject to CAM? (Y/N)	Reason not Subject to CAM	Exempt from CAM?	Exemption	Notes
**	NG fired ICE - S952, S953, S954	NOx	Rule 9-8	Rule 9-8	NSCR	Y	Y	Assumed < major source	Y	N	No	64.2(a)(3) Precontrol emissions < MST	Yes	64.2(b)(1)(i)	27

NOTES - Analysis updated February 6, 2009

- 1 S98 & S99 now abated by A30 which is monitored by FCCU COMS for opacity. Not specified in 6-1-301 or in permit conditions for sources. See Note 10 for discussion of A30 opacity monitoring.
- 2 A14 Vapor Recovery System and #40 FG system are a material recovery system that Tesoro certifies was originally installed and is operated for purposes other than compliance with air pollution regulations. Compressors S952, S953, S954 for A14 were installed in 1938 and original 40# fuel gas system combustion devices have also been in operation since 1938.
- 3 8-7-313 adopted by BAAQMD in 1999; not FE until adopted in SIP after 1999; 8-7-407 requires monitoring
- 4 Limit and monitoring imposed by Condition 7410. Condition 7410 issued approximately 1995
- 5 Limit and monitoring imposed by Condition 23129. Condition 23129 issued approximately 2006.
- 6 Tank abated by caustic scrubber and A14
- 7 Subpart UUU proposed in 1998
- 8 S802 has CO/O2 CEMS after abatement device (CO Boiler S901). The Regenerator (S802) is operated at close to complete combustion, so unabated CO emissions from S802 are very small. Have weekly lab samples of CO and have approved AMP to calculate air flow through regenerator, so can estimate precontrol CO. S802 can meet 500 ppm CO limit without CO boiler if necessary.
- 9 NOx limit and controls at FCCU only required by Consent Decree and Condition 11433. Consent Decree and Condition 11433 requirements after 1990.

- 10 Continuous opacity monitoring required on A30 outlet. Opacity is surrogate for PM. PM also estimated based on site-specific emission factor for PM as function of coke burn off (lb/ton burned). Coke burn can be continuously calculated based on process and lab data. EPA-approved AMP for this monitoring method.
- 11 Limit is NSPS Subpart J. Consent Decree and Condition 11433 requires SO₂/O₂ CEMS on CO boiler outlet; Proposed AMP for calculation of NSPS J SO₂ mass emissions
- 12 Temperature monitoring as surrogate for VOC based on source test for VOC. See S819 for notes on CAM analysis for related source.
- 13 Limit may not be federally enforceable; Reg 9-10 adopted into SIP after BAAQMD adopted in January 1994; NO_x CEMS; 9-10-502 monitoring
- 14 PM from S901 operation is less than MST. Source of PM is S802 and ESP is for control of S802 emissions. It is just placed downstream of S901. Continuous opacity monitoring required on A30 outlet. Opacity is surrogate for PM. See Notes at S802.
- 15 Without fluid coker process vent, particulate emissions from S904 should be << MST (no source of particulates in NG/RFG). Opacity monitoring - see notes at S901; Condition 17322, part 4a and Condition 22150, part 1
- 16 BAAQMD Regulation 9-9 first adopted May 3, 1993.
- 17 Reformer limits apply only during regeneration and are from Subpart UUU. #2 Reformer requires shutdown to regenerate. Monitoring per UUU
- 18 Reformer limits apply only during regeneration and are from Subpart UUU. #3 reformer is continuous regeneration reformer, so limits always apply. Monitoring per UUU
- 19 Basis of limit is Application 2508, issued in 2001.
- 20 Source S1401 is abatement device for refinery for H₂S (HAP). A1402 is abatement device for SRU and controls emissions of SO₂ from S1401
- 21 Pressure drop monitoring required as surrogate for PM
- 22 CEMS Regulation 1-520
- 23 Limit may not be federally enforceable; Monitoring with required NO_x CEMS
- 24 Monitoring required by Condition 21536, part 5
- 25 Condition 23129 issued in 2007. Continuous monitoring by required CEMS
- 26 Continuous monitoring with required NO_x CEMS
- 27 BAAQMD Regulation 9-8 first adopted January 20, 1993

- 28 SO₃/H₂SO₄ or sulfuric acid mist (SAM) is a New Source Performance Standard (Section 111 of the CAA) regulated pollutant . The major source threshold for NSPS regulated pollutants is 100 tons per year [40 CFR 64.1 Definitions: Major Source refers to definition in 40 CFR 70. 40 CFR 70.2 Definitions: Major Source, paragraph (2) applies].
- 29 Condition 19528, Part 9 requires an annual source test for SO₃/H₂SO₄ from the SRU (S1401)
- 30 Source S1401 (SRU) has a Potential to Emit (PTE) for SO₃/H₂SO₄ (SAM) of less than 100 tons/year. The Claus process and the SCOT Tail Gas Unit, which is the abatement device for the Claus SRU, do not produce sulfuric acid or sulfuric acid mist. The final stack incinerator burners can theoretically produce sulfuric acid mist by combustion of residual H₂S in the stack gas. The expected product of the combustion is SO₂, which is limited to 250 ppmvd@0% excess air and is continuously monitored by a CEMS in the stack. However, it is possible that a product of combustion in the stack incinerators could be sulfuric acid mist (H₂SO₄/SO₃) with the right stoichiometry and temperatures. The potential to emit sulfuric acid mist is limited by the maximum firing rate of the incinerator burners and the maximum capacity of the stack air blower.
- 31 Source S1411 (Sulfuric Acid Plant) has a Potential to Emit (PTE) for SO₃/H₂SO₄ (SAM) of more than 100 tons/year if the potential emissions are measured upstream of the final absorbing tower and mist eliminator (V-4).
- 32 Condition 19528, Part 20 requires an annual source test for SO₃/H₂SO₄ from the SAP (S1411)

APPENDIX D – ENGINEERING EVALUATIONS

**Application 16082, Alteration to add Wastewater Drum to S1009 Alky Unit
EVALUATION REPORT
TESORO - GOLDEN EAGLE REFINRY
Application #16082 - Plant #14628**

**150 Solano Way
Martinez, CA 94553**

I. BACKGROUND

Tesoro has applied for an alteration to their Permit to Operate for the following equipment:

S-1009 Alkylation Unit

The alteration is to line up and re-commission an out-of-service drum V-66 to handle process wastewater. Currently this process wastewater is sent directly to the refinery sewer. Occasionally this waste water becomes saturated with hydrocarbon which flashes in the sewer. The re-commissioned V-66 drum would serve as a degasser, and the hydrocarbon vapors would be directed to the flare header to be normally recovered as fuel gas.

II. EMISSION CALCULATIONS

There is no emission increase associated with this alteration.

POC emission would decrease since fewer hydrocarbons are vented to the atmosphere from the sewer. For simplification, it is assumed that any increase in fugitive components will be insignificant compared to the mitigated sewer venting (intuitively, this assumption is valid for components in water service and low pressure gas service).

Furthermore, the Alkylation Unit does not contain sour materials so the hydrocarbon vapors from the V-66 degassing drum are not expected to contain sulfur. Since any vapors sent to the flare system will normally be recovered as fuel gas, the net effect of this alteration is to lower the consumption of natural gas makeup fuel. Since the combustion emissions are virtually identical between natural gas and sweet refinery gas, emissions of the other non-POC pollutants would be unaffected.

III. PLANT CUMULATIVE INCREASE SINCE 4/5/1991

There are no emission increases associated with this alteration.

IV. TOXIC SCREENING ANALYSIS

There are no toxic emission increases associated with this alteration.

V. BEST AVAILABLE CONTROL TECHNOLOGY

Since there are no emission increases associated with this alteration, BACT does not apply.

VI. OFFSETS

Since there are no emission increases associated with this alteration, Offsets do not apply.

VII. STATEMENT OF COMPLIANCE

Compliance for S-1009 will remain unaffected by this alteration. S-1009 Alkylation Unit is subject to and in compliance with Regulation 8, Rule 18, Equipment Leaks.

This project is considered to be ministerial under the District's CEQA Regulation 2-1-311 and therefore is not subject to CEQA review.

This project is over 1,000 ft from the nearest public school and is therefore not subject to the public notification requirements of Regulation 2-1-412.

BACT, Toxics, NESHAPS, NSPS, Offsets and PSD are not applicable.

VIII. CONDITIONS

There are no conditions associated with this alteration. Only minor changes will be made to S-1009 permit condition 22693, as shown below.

COND# 22693 -----

Application 13401 (December 2005)

Altered by Application 16082 (July 2007), addition of V-66 Degassing Drum

S-1009 Alkylation Unit: Mitigation of Atmospheric Releases, 2-PRVs on the C-2 DIB column to be vented to the V-104 Flare Knockout Pot with gases vented to the Flare Header (S-854 East Air Flare, S-944 North Coker Flare, S-945 South Coker Flare, S-922 Emergency Flare, and S-1012 West Air Flare). Process wastewater to be degassed by V-66.

1. Not more than 30 days after the start-up of the V-104 System, the owner/operator shall provide the District's Engineering Division with a final count of fugitive components installed. The owner/operator has been permitted for an increase in the following fugitive components:

11 valves in gas service
 25 valves in liquid service
 1 pump
 0 compressors
 0 PRV in gas service
 0 PRVs in liquid service
 32 connectors/flanges

(basis: cumulative increase, offsets)

2. If there is an increase in the total fugitive component emissions, the plant's cumulative emissions for the project shall be adjusted to reflect the difference between emissions based on predicted versus actual component counts. The owner/operator shall provide to the District all additional required offsets at an offset ratio of 1.15:1 no later than 14 days after submittal of the final POC fugitive count. If the actual component count is less than the predicted, the total will be adjusted accordingly and all emission offsets applied by the owner/operator in excess of the actual total fugitive emissions will be credited back to the owner/operator.

(basis: offsets)

3. The owner/operator shall install valves, in light hydrocarbon service, that are of District approved BACT compliant technology (bellows valves, diaphragm valves, live loaded valves, or the equivalent) such that fugitive organic emissions shall not exceed 100 ppm.

(basis: BACT, Regulation 8-18)

4. The owner/operator shall install flanges and connectors, in light hydrocarbon service, that are of District approved BACT compliant technology (graphitic gaskets or the equivalent) such that fugitive organic emissions shall not exceed 100 ppm.

(basis: BACT, Regulation 8-18)

5. The owner/operator shall install pump seals, in light hydrocarbon service, that are of District approved BACT compliant technology (double mechanical seals with barrier fluid or the equivalent) such that fugitive organic emissions shall not exceed 500 ppm.

(basis: BACT, Regulation 8-18)

6. The owner/operator shall ensure that each pressure relief valve installed in hydrocarbon service is vented back to the process or to the refinery fuel gas system with a capture and destruction efficiency of at least 98% by weight.

(basis: BACT, Regulation 8-28)

7. In accordance with the provisions of Regulation 8-18, the owner/operator shall integrate all new fugitive equipment in organic service installed as part of the Project into the facility fugitive equipment monitoring and repair program. (basis: BACT, Regulation 8-18)

8. The two pressure relief valves on the C-2 DIB column of the S-1009 Alkylation unit shall be vented at all times to the V-104 Flare Knockout Pot with gases vented to the Flare Header (S-854 East Air Flare, S-944 North Coker Flare, S-945 South Coker Flare, S-922 Emergency Flare, and S-1012 West Air Flare). Vented liquid shall be sent for further processing or reprocessing at the refinery.

(basis: Regulation 8-28-304.2)

9. Immediately after the startup of the V-104 System, the 10" tie in line downstream of the two pressure safety valves on the C-2 DIB column shall be blinded.

(basis: Regulation 8-28-304.2)

IX. RECOMMENDATION

It is recommended that an Authority to Construct be waived and a Permit to Operate be issued for Tesoro for the following equipment:

S-1009

Alkylation Unit

Arthur P. Valla
Air Quality Engineer II

02Jul07

**Application 16822, S896 External Floating Roof Tank
EVALUATION REPORT
TESORO - GOLDEN EAGLE REFINRY
Application #16822 - Plant #14628**

150 Solano Way
Martinez, CA 94553

I. BACKGROUND

In Application 14919, Tesoro applied for and was granted an Authority to Construct for:

S-896 Fixed Roof Tank A-896, 80 ft. Dia. X 48 ft. H, 43,000 barrels capacity, abated by A-14 Vapor Recovery System.

As construction progressed, it became apparent that the available vapor recovery lines were undersized for the service required by S-896. Therefore, Tesoro has applied for a modification to the Authority to Construct to alternatively install:

S-896 External Floating Roof Tank, A-896, 43,000 barrels

The service for this tank remains unchanged from the previous application. This new tank replaces the existing External Floating Roof Tank S-428, which has 22,000 barrels capacity. All materials that were sent to S-428 will be sent to S-896. Tank S-428 was originally permitted to store gasoline, gas oil, recover oil and slop oil. Tank S-428 is a grandfathered source without explicit permit conditions or a true vapor pressure limit. In three years prior to Application 14919, S-428 has been storing recovered oil/slop oil. S-428 tank's grandfathered throughput limit, established in accordance with Regulation 2-1-234, in the Title V permit is 25,029,000 barrels per year.

The controlling material that will be stored in S-896 is gasoline.

II. EMISSION INCREASES

The emissions for this application are the difference between emissions for the fixed roof tank with vapor recovery, and the external floating roof tank.

The baseline emissions of S-428 remain unchanged from those calculated in the original application:

Current Baseline Emissions:

For determining emissions increases, the baseline period is the 3 years (2003, 2004 and 2005) period immediately proceeding the date that a permit application [14919] is deemed complete per Regulation 2-2-605.

In May 2003, Tesoro tested the Recovered Oil/Slop Oil (include a range of product from heavy gas oil through gasoline) to determine the true vapor pressure. The test results show that the true vapor pressure from recovered oil is typically from 1.5 psia to 1.9 psia at 70°F. Tanks 4.09d was run using the Jet Naphtha, which correlates well to that vapor pressure.

<u>S-428 Annual Throughput (bbls/yr)</u>	
2003	234,728
2004	351,124
<u>2005</u>	<u>302,719</u>
Three year average	296,190

The baseline emissions were calculated to be 1,518 lbs/yr.

The emissions for the S-896 Fixed Roof Tank were 4,336 lbs/yr (also unchanged from Application 14919):

Emission Comparison Between Fixed Roof Tank and Past 3-Year Annual Average:

The emissions from these tanks are calculated by EPA Tank 4.09d program using gasoline with Reid Vapor Pressure (RVP) of 13, Heavy Straight Run Naphtha, Jet Naphtha and General Refinery Fuel Oils. As shown below, the new tank S-896 will emit maximum 4,336 lbs/yr storing gasoline RVP 13, while the annual average of past 3-yr emissions at S-428 was 1,518 lbs/yr storing slop oils with vapor pressure equivalent to Jet Naphtha (for details see EPA Tank 4.09d calculations in Application 14919).

Basis:

S-428 Throughput = 296,190 bbls/yr or 12,439,980 gals/yr

S-896 Throughput = 2,500,000 bbls/yr or 105,000,000 gals/yr at 99.5 % control efficiency.

Tank Contents	Vapor Pressure at Ambient Temperature (psia)	Vapor Molecular Weight	S-428 3-yr Annual Average Emissions (lbs/yr)	S-896 Potential Emissions (lbs/yr)
Gasoline RVP 13	7.3	62	7,957	4,336
Heavy Straight Run Naphtha	3.8	68	3,909	2,467
Jet Naphtha (JP-4)	1.4	80	1,518	1,054
General Refinery Fuel Oils	0.006	130	48	7.9

Total POC emission increase for Application 14919

= new tank – baseline tank

= 4,336 lbs/yr – 1,518 lbs/yr = 2,818 lbs/yr (1.409 tons/yr)

Total External Floating Roof Tank Project Emissions:

To calculate the emissions from the external floating roof tank proposed in this application, the Tanks 4.0 program was run with the 13 RVP gasoline material (TVP = 7.3 psia). The total emissions were calculated to be **4,943 lbs/yr**. It is then assumed all organic emissions are POC emissions.

Total POC emission increase for this application

= EFR tank – Fixed Roof tank

= 4,943 lbs/yr – 4,336 lbs/yr = 607 lbs/yr (0.303 tons/yr)

Total POC emission increase for the project

= EFR tank – Baseline tank

= 4,943 lbs/yr – 1,518 lbs/yr = 3,425 lbs/yr (1.172 tons/yr)

Daily emissions are $4943/365 = 13.54$ lb/day

Hourly emissions are $7505/365/24 = 0.564$ lb/hr (used in the acute toxic calculations)

III. PLANT CUMULATIVE INCREASE SINCE 4/5/1991

(All previous increases have been offset)

	<u>Current</u> Ton/yr	<u>New</u> Ton/yr	<u>New Total</u> tons/yr
POC =	0	0.303	0.303
NO _x =	0	0	0
SO ₂ =	0	0	0
CO =	0	0	0
NPOC =	0	0	0
TSP =	0	0	0
PM ₁₀ =	0	0	0

IV. TOXIC SCREENING ANALYSIS

Toxic risk screening was not straightforward. Firstly, in the initial application for the Fixed Roof Tank, a risk screen was not performed because no toxic trigger was exceeded. Secondly, for this External Floating Roof Tank Tesoro initially submitted a gasoline MSDS and estimated a risk screen would be required. Later, Tesoro recalculated toxic emissions and the results indicated no toxic trigger was exceeded. Tesoro also followed up with a speciation of its "347 Gasoline" material that is considered more current and accurate than the 'generic' gasoline MSDS. This is true because the MSDS has component concentration ranges.

Based on the risk screen of S-1521 gasoline tank that passed in Application 16125, it was likely that the risk screen for S-896 would also pass. Therefore, the toxic emissions were derived based on the more conservative MSDS concentrations. This would also allow permit conditions to specify gasoline as a storage material rather than "347 Gasoline".

The following table summarized the properties and MSDS concentration of the toxic materials contained in the gasoline material:

Material	TVP, psia	MW	Density lb/gal	Liquid Volume Fraction from MSDS
Benzene	1.5	78	7.33	0.05
Ethylbenzene	0.1	107	7.22	0.04
Naphthalene	0.01	128	8.54	0.011
N-Hexane	2.4	86	5.50	0.08
Toluene	0.425	92	7.25	0.35
Xylene	0.2	106	7.16	0.25
Styrene	.00087	104	7.55	0.04
Gasoline	7.3	92	6.24	1.00

The associated weight and molal fractions:

Material	Liquid Volume	Liquid Weight	Liquid Molal

	Fraction (MSDS)	Fraction	Fraction
Benzene	0.05	0.0587	0.0692
Ethylbenzene	0.04	0.0463	0.0398
Naphthalene	0.011	0.0151	0.0108
N-Hexane	0.08	0.0705	0.0754
Toluene	0.35	0.4067	0.4067
Xylene	0.25	0.0459	0.0398
Styrene	0.04	0.0484	0.0428
Gasoline	1.00	1.0000	1.0000

$Wt\ Fract = Vol\ Fract\ X\ (density\ of\ component) / (density\ of\ gasoline)$

$Molal\ Fract = Wt\ Fract\ X\ (MW\ of\ gasoline) / (MW\ of\ component)$

Using Raoult's Law:

Partial pressure of component = Vapor Pressure of component x Liquid Molal Fraction

Material	Liquid Molal Fraction	TVP, psia	Partial Pressure, psia
Benzene	0.0692	1.5	0.10378
Ethylbenzene	0.0398	0.1	0.00398
Naphthalene	0.0108	0.01	0.00011
N-Hexane	0.0754	2.4	0.18104
Toluene	0.4067	0.425	0.17283
Xylene	0.0398	0.2	0.00797
Styrene	0.0428	.00087	0.00004
Gasoline	1.0	7.3	7.3

The TAC compositions are as follows:

Material	Partial Pressure, psia	Vapor Volume Fraction	MW	Vapor Weight Fraction
Benzene	0.10378	1.422E-02	78	1.7908E-02
Ethylbenzene	0.00398	5.446E-04	107	9.4078E-04
Naphthalene	0.00011	1.482E-05	128	3.0601E-05
N-Hexane	0.18104	2.480E-02	86	3.4400E-02
Toluene	0.17283	2.367E-02	92	3.5130E-02
Xylene	0.00797	1.091E-03	106	1.8659E-03
Styrene	0.00004	5.102E-06	104	8.5588E-06
Gasoline	7.3		62	

$Volume\ Fraction = Partial\ Pressure\ of\ Component / Gasoline\ Partial\ Pressure$

$Weight\ Fraction = Volume\ Fraction\ X\ (MW\ component) / (Total\ Vapor\ MW)$

And the total TAC emissions are as follows:

Material	Vapor Weight Fraction	S-896 Emissions, lb/yr	Chronic Toxic Trigger, lb/yr	S-896 Emissions, lb/hr	Acute Toxic Trigger, lb/hr
Benzene	1.7908E-02	79.632	6.40E+00	0.009090	2.90E+00
Ethylbenzene	9.4078E-04	4.183	7.70E+04	0.000478	NA
Naphthalene	3.0601E-05	0.136	5.30E+00	0.000016	NA
N-Hexane	3.4400E-02	152.962	2.70E+05	0.017461	NA
Toluene	3.5130E-02	156.212	1.20E+04	0.017832	8.20E+01
Xylene	1.8659E-03	51.857	2.70E+04	0.005920	4.90E+01
Styrene	8.5588E-06	0.038	3.50E+04	0.000004	4.60E+01
Total Emissions		4943		0.564	

Since the annual emissions of Benzene exceed the Chronic Toxic Trigger level, a Health Risk Screen is required. This new external floating roof tank passed the Health Risk Screening Analysis (HRA) conducted on March 12, 2008. The source poses no significant toxic risk, since the risks to the maximally exposed receptors is 0.80 in a million. In addition, the chronic hazard index is 0.0008 and the acute hazard index is 0.002.

V. BEST AVAILABLE CONTROL TECHNOLOGY

This application requires BACT since the POC emissions are more than 10 pounds per highest day threshold limit per Regulation 2-2-301. Source S-896 complies with BACT by installing a liquid mounted primary seal and a zero gap secondary seal, no ungasketed roof penetrations, no slotted pipe guide without float and wiper seals (except the radar level gauge, which is installed in accordance with BAAQMD guidelines), and no adjustable roof legs without vapor seal boots.

VI. OFFSETS

Offsets are required for this project pursuant to Regulation 2, Rule 2, Section 302. Tesoro has enough contemporaneous emission reduction credits to fully offset the POC emission increases. The company will use the Certificate of Deposit # 968 to provide the needed offsets at a ratio of 1.15:1 per Regulation 2-2-302.2.

Available offsets = 25.406 ton/yr (Certificate of Deposit # 968, 3/24/08)
Emissions from this application = 0.303 TPY POC
POC Offset provided = 0.303 tons/yr X 1.15 = 0.348 tons/yr

Tesoro has already provided 1.620 ton/yr of offsets in the initial Application 14919.

VII. STATEMENT OF COMPLIANCE

Source S-896 External Floating Roof Storage Tank of this application is subject and expected to comply with Regulation 8, Rule 5, including

**8-5-301 Storage Tanks Control Requirements,
8-5-304 Requirements for External Floating Roof Tanks,
8-5-320 Floating Roof Tank Fitting Requirements,**

8-5-321 **Primary Seal Requirements,**
 8-5-322 **Secondary Seal Requirements,**
8-5-328 Tank Degassing Requirements,
 8-5-331 **Tank Cleaning Requirements, and**
 8-5-332 **Sludge Handling Requirements.**

Source S-896 is subject and expected to comply with Regulation 10 - Standard of Performance for New Stationary Sources, Part 17, otherwise known as 40 CFR 60, Subpart Kb - Volatile Organic Liquid Storage Vessels. Compliance is expected with Section 60.112b(a)(2) for external floating roof tanks.

Source S-896 is subject to and expected to comply with National Emission Standards for Hazardous Air Pollutants (NESHAP) 40 CFR Part 63, Subpart CC, Section 63.640(n).

This project is considered to be ministerial under the District's CEQA Regulation 2-1-311 and therefore is not subject to CEQA review. The engineering review for this project requires only the application of standard permit conditions and standard emission factors in accordance with Permit Handbook, Source-Specific Guidance Chapter 4.0, Organic Liquid Storage Tank. Tesoro has provided Appendix H in support of the ministerial exemption.

This project is over 1,000 ft from the nearest public school and is therefore not subject to the public notification requirements of Regulation 2-1-412.

PSD is not applicable.

VIII. CONDITIONS

It is proposed that current Authority to Construct Condition 23263 be revised as follows to reflect the change in tank construction, and to be consistent with the standard conditions recommended in the Permit Handbook:

COND# 23263 -----

Conditions for Source S-896, Fixed Roof Tank A-896,
 Application #14919, Plant # 14628 - Tesoro
 Refinery.

Modified by Application 16822, March 2008

S-896 ~~Fixed~~ External Floating Roof Tank A-896

1. The owner/operator of S-896 shall not exceed 2,500,000 barrels of materials, including Gasoline, Heavy Straight Run Naphtha, Jet Naphtha, Reformate, General Refinery Oils, and

Slop Oils, during any consecutive twelve-month period. (Basis: Cumulative Increase)

2. The owner/operator may store alternate liquid(s) other than the materials specified in Part 1 and/or usages in excess of those specified in Part 1, provided that the owner/operator can demonstrate that all of the following are satisfied:

a. Total POC emissions from S-896 do not exceed 4,943 pounds in any consecutive twelve month period; and

b. The use of these materials does not increase toxic emissions above any risk screening trigger level of Table 2-5-1 in Regulation 2-5.

(Basis: Cumulative Increase, Toxics, Offsets)

~~The owner/operator of S-896 shall abate the source with A-14, No.1 Gas Plant (vapor recovery system), with an overall collection and destruction efficiency of at least 99.5%, by weight. (basis: BACT, Offsets)~~

3. To determine compliance with the above parts, the owner/operator shall maintain the following records and provide all of the data necessary to evaluate compliance with the above parts, including the following information:

a. Quantities of each type of liquid stored at this source on a monthly basis.

b. If a material other than those specified in Part 1 is stored, POC/NPOC and toxic component contents of each material used; and mass emission calculations to demonstrate compliance with Part 2, on a monthly basis;

c. Monthly throughput and/or emission calculations shall be totaled for each consecutive twelve-month period.

All records shall be retained on-site for five years, from the date of entry, and made available for inspection by District staff upon request. These recordkeeping requirements shall not replace the recordkeeping requirements contained in any applicable District Regulations. (Basis: Cumulative Increase; Toxics)

4. The owner/operator of S-896 shall equip the source with a liquid mounted primary seal and a zero-gap secondary seal. There shall be no ungasketed roof fittings. Except for roof legs, each roof fitting shall be of the design, which yields the minimum roof fitting losses (per EPA Compilation of Air Pollution Emission Factors, AP-42, Supplement E, Section 12.3.2, Table

12.3-11). The following list indicates the type of control required for a variety of typical roof fittings. Control techniques for roof fittings not included in this list shall be subject to District approval, prior to installing the roof on the tank.

<u>Fitting Type</u>	<u>Control Technique</u>
<u>Access hatch</u>	<u>Bolted cover, gasketed</u>
<u>Guide pole / Well</u>	<u>Unslotted guide pole, gasketed sliding cover; or Slotted with controls per API 2517 Addendum (See Note 1)</u>
<u>Gauge float well</u>	<u>Bolted cover, gasketed</u>
<u>Gauge hatch/Sample well</u>	<u>Weighted mechanical actuation, gasketed</u>
<u>Vacuum breaker</u>	<u>Weighted mechanical actuation, gasketed</u>
<u>Roof drain</u>	<u>Roof drain does not drain water into product</u>
<u>Roof leg</u>	<u>Fixed; or adjustable with vapor seal boot, or gasket between roof leg and leg sleeve</u>
<u>Rim vent</u>	<u>Weighted mechanical actuation, gasketed</u>

Note 1: Slotted Guide Pole Control Configuration, per Addendum to API Publication 2517, May 1994, shall include to following components:

- a. Sliding cover;
- b. Well gasket;
- c. Pole sleeve with pole wiper approximately 6 inches above sliding cover, or District approved equivalent;
- d. Float with float wiper approximately 1 inch above the sliding cover, or alternately a float with multiple wipers.

(Basis: BACT)

Note 2: This Part 4 Authority to Construct design condition will be deleted once the tank design is confirmed to comply with BACT.

IX. RECOMMENDATION

It is recommended that the conditional Authority to Construct be revised and granted to Tesoro for the following equipment:

S-896 External Floating Roof Tank, A-896, 43,000 barrels

Arthur Valla
Senior Air Quality Engineer

24Mar08


Application 16850, S1008 Isocracker Unit HIR Compressor Leak Control
ENGINEERING EVALUATION
 Tesoro Refining and Marketing Company
PLANT NO. 14628
APPLICATION NO. 16850

BACKGROUND

Tesoro Refining and Marketing Company is applying for a modification to the Permit to Operate the following source:

S-1007 Isocracker Unit: HIR Compressor Leak Control Measure

During a fugitive emission inspection at the refinery hydrocracker, leaks were discovered at the S-1007 Isocracker Unit HIR hydrogen recycle compressor K-368. As part of the recent hydrocracker turnaround, a new seal was installed on this compressor. The seal and the connection adjacent to the seal were leaking. The initial reading on one of the fugitive leaks was greater than 100,000 ppm VOC. A similar leak occurred in the IIR compressor (re: Application



15944). Based on the lessons learned for the IIR compressor leak, Tesoro designed a compressor casing shroud/clamp that collected the leak vapors and the collected gas is then routed to the flare gas recovery header. This is a temporary repair. During the next turnaround the compressor will be overhauled to determine the cause of the leak and to make permanent repairs. Tesoro will inspect the shroud/clamp at least monthly.

The cause of the failure is unknown and will likely not be determined until the next turnaround occurs or when the hydrocracker is brought down from operations. Proper start-up procedures and new equipment conditioning specifications were followed and used in the turnaround work at this connection.

EMISSIONS SUMMARY

Annual Emissions:

Annual emissions from the S-1007 Isocracker Unit Compressor Leak Control Measure will be determined by calculating the difference between the fugitive leak rate for connectors at Tesoro during standard operation and the actual leak rate with a 98% POC destruction efficiency from the flare (even though the leaking gas has a low BTU content, it is assumed that the leaked gas will be flared with other refinery gas such that the total BTU content of the flared gas is above 300 BTU/SCF). This assumes the worst case scenario in which the leaked gases are sent to the flare header and are unable to be recovered and burned as refinery fuel gas and must be flared to the atmosphere. [The ‘standard operation’ fugitive component emission factors shown in the table below were developed by Tesoro based on screening value data collected throughout the Tesoro Refinery by their fugitive component contractors pursuant to US EPA Reference Method 21 (40 CFR 60, Appendix A). Tesoro developed the fugitive component toxic emission factors for the original CARB Phase 3 Clean Fuels Project (Application Number 2508). The fugitive component emission factors are based on refinery wide fugitive component screening data applied to the US EPA Correlation Equations. The District reviewed and approved the emissions factors developed for the original Phase 3 Clean Fuels Project.]

Fugitive Component	Emission Factor (lb/day/source)
Valves in gas service	0.0015288
Valves in liquid service	0.0014736
Pumps	0.028872
Compressors	0.00804
PRV's in gas service	0.00972
PRV's in liquid service	0.006312
Connectors & flanges	0.004

Tesoro has estimated the leak from the compressor prior to installing the shroud by applying a soapy solution and measuring the diameter and rate of the bubbles emanating from the leak. This information was used in conjunction with HYSIS, a process simulation program, to estimate the total leak at 10.8 lb/day. The composition of the leak is 82% hydrogen, 16% methane, and 1% nitrogen with the balance consisting of light hydrocarbons (ethane, propane, and n-pentane). For a conservative estimate, assume the total leak is 10.8 lb/day of POC emissions. See application folder for emission estimate and calculations by Tesoro.

$$\begin{aligned} \text{POC emissions from connector under standard} \\ \text{operating conditions (no leak)} &= (0.004 \text{ lb/day})(365 \text{ day/yr}) \\ &= 1.46 \text{ lb/yr POC emissions} \end{aligned}$$

$$\begin{aligned} \text{POC emissions from connector and flare} &= (10.8 \text{ lb/day})(365 \text{ days/yr})(1-0.98 \text{ POC} \\ \text{destruction by flare)} & \\ &= 78.84 \text{ lb/yr POC emissions} \end{aligned}$$

$$\text{POC emission increase from leak and shroud and flare} = 78.84 \text{ lb/yr} - 1.46 \text{ lb/yr} = 77.38 \text{ lb/yr} = 0.039 \text{ tpy}$$

Maximum Daily Emissions:

A conservative estimate of the maximum daily emission from the leak assumes that the recovered gases from the connector leak are not recycled at the flare gas header but are flared to the atmosphere.

Maximum daily POC emissions = (10.8 lb/day)(1-0.98 POC destruction by flare) = 0.216 lb/day

Toxic Risk Screening:

There are no emissions of toxic air contaminants that exceed the District Trigger Levels in Table 2-5-1 and a risk screening analysis is not required.

STATEMENT OF COMPLIANCE

The owner/operator of S-1007 Isocracker Unit shall comply with Regulation 8 Rule 18: Organic Compounds: Equipment Leaks. After the hydrocracker turnaround, Tesoro met the requirements of Regulation 8-18-401.1 and inspected the connections that were opened during a turnaround within 90 days of start-up. The seal and connector of the IIR compressor were found to leak, but no leaks were found at the HIR compressor. The HIR compressor leak was found later. With this clamp/shroud, Tesoro has contained the leak to between 100 and 10,000 ppm with the Leak Control Measure that expoxied a large annular band with a hollow channel around the leak. The leaking gases are collected in the hollow channel and are routed to the flare gas recovery system. With the leak between 100 and 10,000 ppm, Tesoro is allowed to put the connector on the "Non-repairable Equipment" turnaround list as per Regulation 8-18-306.2 and 8-18-306.3. Tesoro meets the inspection requirements of Regulation 8-18-401.9, which requires valves (and connectors meeting Regulation 8-18-306.2) to be inspected at least once per quarter. Tesoro is inspecting the shroud/clamp for leaks on a monthly basis.

Best Available Control Technology: In accordance with Regulation 2, Rule 2, Section 301, BACT is triggered for any new or modified source with the potential to emit 10 pounds or more per highest day of POC, NPOC, NO_x, CO, SO₂ or PM₁₀. Emissions from the S-1007 S-1007 Isocracker Unit with IIR Compressor Leak Control Measure do not exceed 10 lb/day and BACT is not triggered.

Offsets: Offsets are required because Tesoro emits more than 35 tpy of POC emissions. Regulation 2-2-302 requires that offsets for POC be provided at a ratio of 1.15 to 1.0. The required offsets are:

$$\text{POC offsets} = .039 \text{ tpy} (1.15) = 0.045 \text{ tpy}$$

Banking Certificates 968 will be used to supply the required offsets.

$$\text{Balance of Banking Certificate \#968} = 25.451 - 0.045 = 25.406 \text{ tpy}$$

NSPS:

Tesoro is subject to the NSPS Subpart GGG: Standards of Performance for Equipment Leaks for VOC in Petroleum Refineries.

NESHAPS:

Tesoro is subject to the NESHAP Subpart V: National Emission Standard for Equipment Leaks (Fugitive Emission Sources) for any volatile hazardous air pollutant, although none should be present in the leaking gases from the IIR Compressor.

PSD does not apply.

PERMIT CONDITIONS

The owner/operator of the hydrocracker is subject to permit condition 1910. Monitoring for HIR Compressor shroud/clamp leaks will be added to the permit condition. Changes are in strikeout/underline format.

Permit Condition 1910
Application #548
Hydrocracker Expansion Project Permit Conditions (S-1007)
And (S-1008)

Application 15944 (May 2007): S-1007 Isocracker Unit: IIR Compressor Leak Control Measure to install a shroud/clamp to capture compressor leaks and route gases to the flare gas recovery header. Add inspection requirements for the shroud/clamp.

Application 16850 (February 2008): S-1007 Isocracker Unit: HIR Compressor Leak Control Measure to install a shroud/clamp to capture compressor leaks and route gases to the flare gas recovery header. Add inspection requirements for the shroud/clamp.

1. Permittee/Owner/Operator shall ensure that no pressure relief valve on a new vessel in hydrocarbon service, associated with this project, shall vent to atmosphere. (basis: cumulative increase, BACT)
2. Permittee/Owner/Operator shall ensure that each and all pumps and compressors, installed pursuant to permit application #548 associated with this project, have double mechanical seals with a barrier fluid, or equivalent, to ensure leakage in rather than out, or shall have seals vented to a closed system. All new compressors must meet applicable New Source Performance Standards. (basis: cumulative increase, NSPS)
3. Owner/operator shall inspect the IIR Compressor Leak Control Measure shroud/clamp for leaks on a monthly basis. (Regulation 8-18-401.9)

4. Owner/operator shall inspect the HIR Compressor Leak

Control Measure shroud/clamp for leaks on a monthly basis. (Regulation 8-18-401.9)

RECOMMENDATION

Issue a Permit to Operate to Tesoro Refining and Marketing Company for the modification of the following source:

S-1007 Isocracker Unit: HIR Compressor Leak Control Measure to install a shroud/clamp to capture compressor leaks and route gases to the flare gas recovery header

EXEMPTIONS

none

By: _____

Arthur Valla
Senior Air Quality Engineer
February 11, 2008

Application 16888, S913 NOx Box Revision
EVALUATION REPORT
TESORO REFINING AND MARKETING COMPANY
REVISED NO_x BOX FOR S-913, F-13 No 2 FEED PREP HEATER
APPLICATION 16888, PLANT 14628

BACKGROUND

The Tesoro Golden Eagle Refinery (Tesoro) operates several furnaces and boilers that are subject to Regulation 9, Rule 10, Nitrogen Oxides And Carbon Monoxide From Boilers, Steam Generators And Process Heaters In Petroleum Refineries. Regulation 9-10-301 limits the refinery wide NO_x emissions to 0.033 lb/MMBtu of fired duty. Regulation 9-10-502 requires the installation of a NO_x, CO and O₂ CEM to demonstrate compliance with Regulation 9-10-301. Regulation 9-10-502 also allows a CEM equivalent verification system to determine compliance with Regulation 9-10-301. The District and Tesoro have worked hard to produce the CEM equivalent verification system. This system is called the “NO_x Box”. The NO_x Box is an operating window for the unit, expressed in terms of fired duty and oxygen content in the flue gas. The operating window is established by source tests for various operating conditions. The source tests demonstrate the NO_x emissions are equal to or less than a specified emission factor. As long as the fired unit duty and oxygen content are in this NO_x Box operating window, the specified emission factor is used to determine compliance with the 0.033 lb/MMBtu limit of Regulation 9-10-301. The Permit Condition that contains the details of the NO_x Box is #18372.

Condition 18372, Part 30 required Tesoro to submit the initial NO_x Box for the affected sources by January 1, 2005. Tesoro met this requirement via Application 15682. The NO_x Box’s in the application were supported by properly conducted source tests and the NO_x Box operating windows for all the affected sources have been included in Revision 4 of the Title V permit (reference: Section VI, Condition 18372, Part 31A, NO_x Box Ranges).

This application requests a change in the NO_x Box operating window for:

S-913 F-13 No 2 Feed Prep Heater, 59 MMBTU/hr

The change is as follows:

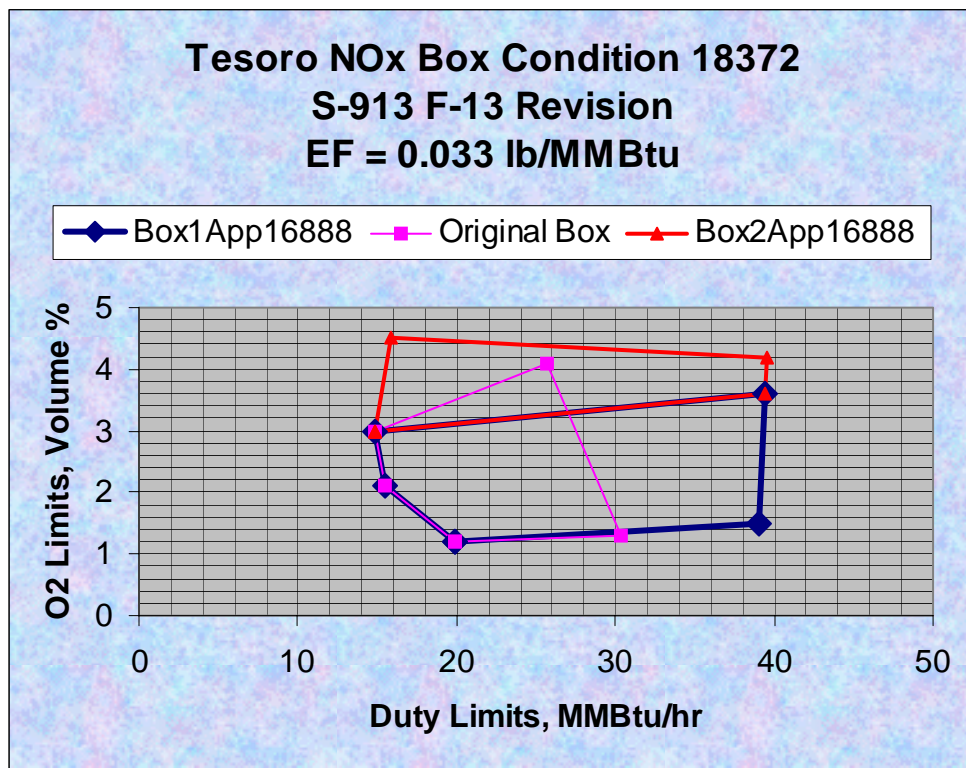
Source No.	Emission Factor (lb/MMBtu)	Min O ₂ at Low Firing (O ₂ % , MMBtu/hr)	Max O ₂ at Low Firing (O ₂ % , MMBtu/hr)	Min O ₂ at High Firing (O ₂ % , MMBtu/hr)	Mid O ₂ at Mid/High Firing (polygon) (O ₂ % , MMBtu/hr)	Max O ₂ at High Firing (O ₂ % , MMBtu/hr)
913 old	0.027	1.2, 19.89	3.0, 14.80	1.3, 30.33	2.1, 15.53	4.1, 25.71
913 new	0.033	1.2, 19.89	3.0, 14.80	1.5, 39.10	2.1, 15.53	3.6, 39.45
	0.033	3.0, 14.80	4.5, 15.86	3.6, 39.45	---	4.2, 39.50

Tesoro is using two operating ranges as allowed by Condition 18372, Part 30, even though both operating ranges have the same emission factor. This is because Condition 22621, Part 10, requires the emission factor of 0.033 lb/MMBtu in order to generate IERC's.

The changes are supported by source tests reviewed by the Source Test Section.

This application is being processed as an administrative change in conditions since there is no change to the specified NOx emission factor for this unit, based on the limit of Condition 22621-10.

The following diagram summarizes the changes to the S-913 NOx Box:



EMISSIONS SUMMARY

There are no changes in emissions due to this application. Even though the specified NOx Box emission factor for S-913 will increase from 0.027 lb/MMBtu to 0.033 lb/MMBtu, the overall emissions remain unchanged because the owner has been using 0.033 lb/MMBtu based on Condition 22621-10 and there will be no impact on the overall facility limit of 0.033 lb/MMBtu required by Regulation 9-10-301.

PLANT CUMULATIVE INCREASE

There are no net changes to the plant cumulative emissions.

TOXIC RISK SCREEN

This proposed NOx Box change would not emit toxic compounds in amounts different than previously emitted. Therefore, a toxic risk screen is not required.

BEST AVAILABLE CONTROL TECHNOLOGY

BACT is triggered for new or modified sources that emit criteria pollutants in excess of 10 lbs/day. However, Regulation 2-1-234 defines a modified source as one that results in an increase in daily or annual emissions of a regulated air pollutant. For this application, there is no change in emissions. Therefore, BACT does not apply.

PLANT LOCATION

According to the SCHOOL program, the closest school is Las Juntas Elementary, which is almost two miles from the facility.

COMPLIANCE

The change to the NOx Box will not change the compliance for Furnace S-913. Emissions from S-913 will comply with Regulation 6 and Regulation 9, Rule 10 as before the change.

The closest school is over a mile from the facility, so the Public Notice requirements of Regulation 2-1-214 do not apply.

Toxics, CEQA, NESHAPS, BACT, Offsets and NSPS do not apply.

CONDITIONS

The NOx Box Condition 18372, will be modified as shown below. Only the substantive changes for the S-913 NOx Box points detailed in Part 31A are shown. For clarity, the change is tracked from the version in Revision 4 of the Title V permit. All of the other parts of Condition 18372 remain unchanged by this application.

Condition 18372

- *31. Except as provided in part 31B & C, the owner/operator shall operate each source within the NOx Box ranges listed below at all times of operation. This part shall not apply to any source that has a properly operated and properly installed NOx CEM. (Regulation 9-10-502)

- A. NOx Box ranges

Source No.	Emission Factor (lb/MMBtu)	Min O2 at Low Firing (O2% , MMBtu/hr)	Max O2 at Low Firing (O2% , MMBtu/hr)	Min O2 at High Firing (O2% , MMBtu/hr)	Mid O2 at Mid/High Firing (polygon) (O2% , MMBtu/hr)	Max O2 at High Firing (O2% , MMBtu/hr)
909	0.146	5.6, 53.71	9.6, 41.41	2.1, 83.60	3.1, 67.35	5.7, 76.49
	0.148	9.6, 41.41	11.2, 61.81	2.1, 83.60	5.7, 76.49	7.3, 79.58
912	0.027	2.1, 60.50	3.4, 70.10	1.9, 101.51	4.0, 104.13	5.4, 100.24
	0.034	2.1, 60.50	7.0, 57.57	5.4, 100.24	3.4, 70.10	6.5, 99.68
913	0.03327	1.2, 19.89	3.0, 14.80	1.53, 39.10033	2.1, 15.53	3.641, 39.45257
	0.033	3.0, 14.80	4.5, 15.86	3.6, 39.45	---	4.2, 39.50
915	0.143	0, 3.85	8.0, 3.85	0, 20.00	N/A	8.0, 20.00
	0.098	8.0, 3.85	>8.0, 3.85	8.0, 20.00	N/A	>8.0, 20.00
916	0.088	5.7, 9.53	9.3, 9.17	5.4, 30.00	N/A	9.1, 34.05
	0.099	9.3, 9.17	10.6, 24.64	9.1, 34.05	N/A	10.4, 33.11
917	0.061	0, 3.60	-, 3.6	0, 18.00	N/A	-, 18.00
919	0.047	3.9, 23.30	8.3, 22.06	5.8, 48.20	9.2, 39.12	10.1, 47.20
	0.056	8.3, 22.06	9.5, 21.10	9.2, 39.12	N/A	10.1, 47.20
920	0.046	5.0, 24.84	7.7, 17.86	5.8, 40.77	7.1, 15.34	7.3, 42.64
	0.055	7.7, 17.86	10.8, 27.53	7.3, 42.64	N/A	10.0, 45.15
924	0.106	0.0, 3.20	-, 3.20	0.0, 16.00	N/A	-, 16.00
926	0.032	1.8, 32.81	6.0, 40.89	2.9, 126.72	4.4, 32.81	3.9, 131.59
	0.037	6.0, 40.89	7.0, 77.89	3.9, 131.59	N/A	4.2, 122.33
928	0.044	0.0, 4.00	< 6.0, 4.00	0.0, 20.00	N/A	< 6.0, 20.00
	0.073	6.0, 4.00	> 6.0, 4.00	6.0, 20.00	N/A	> 6.0, 20.00
929	0.024	0.0, 4.00	< 6.0, 4.00	0.0, 20.00	N/A	< 6.0, 20.00
	0.087	6.0, 4.00	> 6.0, 4.00	6.0, 20.00	N/A	> 6.0, 20.00
930	0.033	0.0, 4.00	< 6.0, 4.00	0.0, 20.00	N/A	< 6.0, 20.00
	0.077	6.0, 4.00	> 6.0, 4.00	6.0, 20.00	N/A	> 6.0, 20.00

Source No.	Emission Factor (lb/MMBtu)	Min O2 at Low Firing (O2% , MMBtu/hr)	Max O2 at Low Firing (O2% , MMBtu/hr)	Min O2 at High Firing (O2% , MMBtu/hr)	Mid O2 at Mid/High Firing (polygon) (O2% , MMBtu/hr)	Max O2 at High Firing (O2% , MMBtu/hr)
931	0.034	0.0, 4.00	< 9.0, 4.00	0.0, 20.00	N/A	< 9.0, 20.00
	0.073	9.0, 4.00	> 9.0, 4.00	9.0, 20.00	N/A	> 9.0, 20.00
932	0.037	0.0, 4.00	< 4.0, 4.00	0.0, 20.00	N/A	< 4.0, 20.00
	0.053	4.0, 4.00	> 4.0, 4.00	4.0, 20.00	N/A	> 4.0, 20.00
933	0.035	0.0, 4.00	< 5.0, 4.00	0.0, 20.00	N/A	< 5.0, 20.00
	0.050	5.0, 4.00	>5.0, 4.00	5.0, 20.00	N/A	> 5.0, 20.00
951	0.111	5.2, 2.68	12.1, 0.78	5.0, 10.42	4.2, 7.78	10.4, 10.19
	0.175	12.1, 0.78	13.6, 1.73	10.4, 10.19	N/A	13.5, 2.61

The limits listed above are based on a calendar day averaging period for both firing rate and O2%.

RECOMMENDATION

It is recommended that a Change of Conditions to the Permit to Operate be granted to Tesoro for:

S-913 F-13 No 2 Feed Prep Heater, 59 MMBTU/hr

Arthur P. Valla
Senior Air Quality Engineer

Date
April 1, 2008

Application 16889, S951 NOx Box Revision
EVALUATION REPORT
TESORO REFINING AND MARKETING COMPANY
REVISED NO_x BOX FOR S-951,
F-51 NO 2 REFORMER AUXILIARY REHEATER
APPLICATION 16889, PLANT 14628

BACKGROUND

The Tesoro Golden Eagle Refinery (Tesoro) operates several furnaces and boilers that are subject to Regulation 9, Rule 10, Nitrogen Oxides And Carbon Monoxide From Boilers, Steam Generators And Process Heaters In Petroleum Refineries. Regulation 9-10-301 limits the refinery wide NO_x emissions to 0.033 lb/MMBtu of fired duty. Regulation 9-10-502 requires the installation of a NO_x, CO and O₂ CEM to demonstrate compliance with Regulation 9-10-301. Regulation 9-10-502 also allows a CEM equivalent verification system to determine compliance with Regulation 9-10-301. The District and Tesoro have worked hard to produce the CEM equivalent verification system. This system is called the “NO_x Box”. The NO_x Box is an operating window for the unit, expressed in terms of fired duty and oxygen content in the flue gas. The operating window is established by source tests for various operating conditions. The source tests demonstrate the NO_x emissions are equal to or less than a specified emission factor. As long as the fired unit duty and oxygen content are in this NO_x Box operating window, the specified emission factor is used to determine compliance with the 0.033 lb/MMBtu limit of Regulation 9-10-301. The Permit Condition that contains the details of the NO_x Box is #18372.

Condition 18372, Part 30 required Tesoro to submit the initial NO_x Box for the affected sources by January 1, 2005. Tesoro met this requirement via Application 15682. The NO_x Box’s in the application were supported by properly conducted source tests and the NO_x Box operating windows for all the affected sources have been included in Revision 4 of the Title V permit (reference: Section VI, Condition 18372, Part 31A, NO_x Box Ranges).

This application requests a change in the NO_x Box operating window for:

S-951 F-51 No 2 Reformer Auxiliary Reheater, 30 MMBTU/hr

The change is as follows:

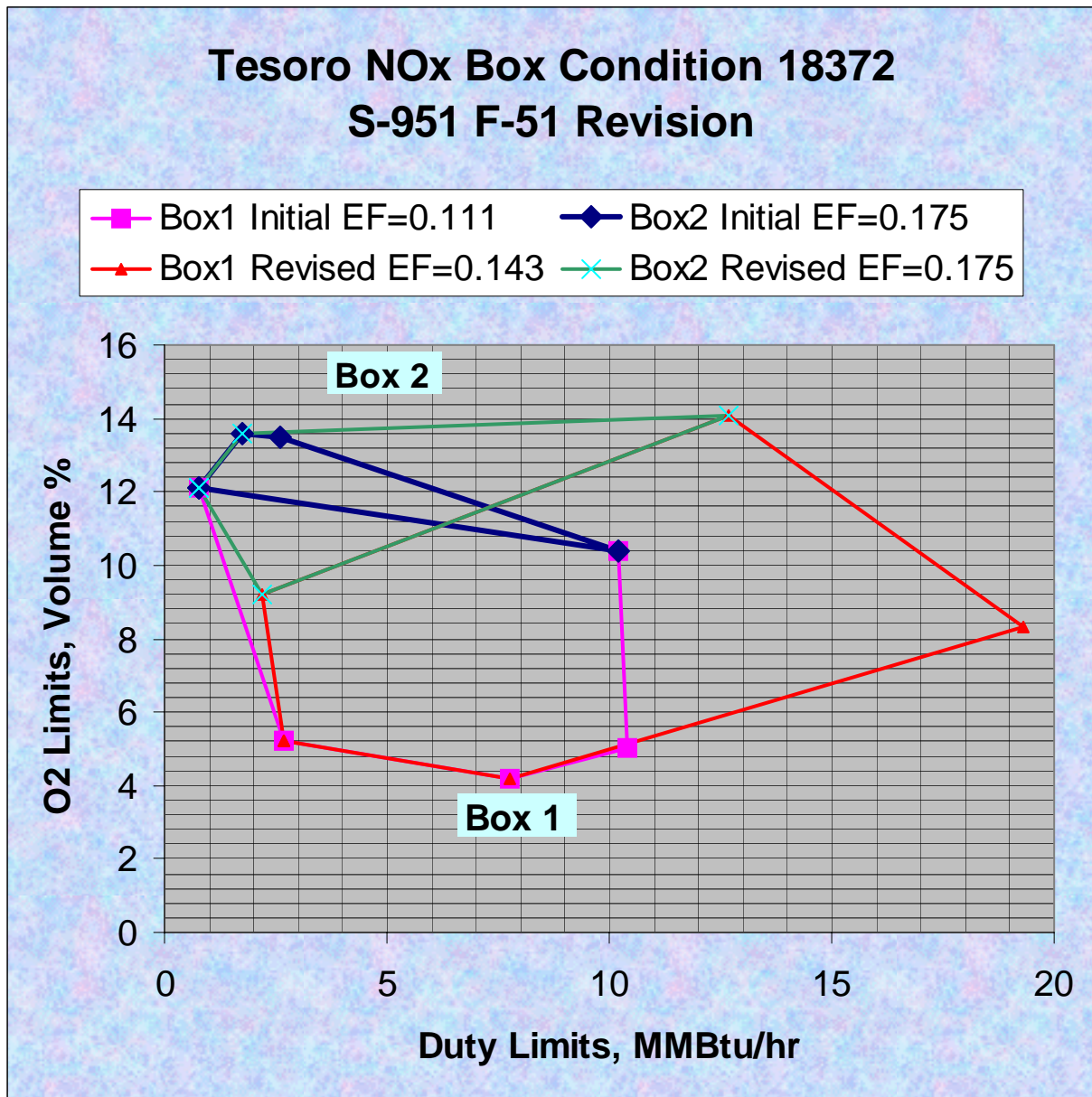
Source No.	Emission Factor (lb/MMBtu)	Min O ₂ at Low Firing (O ₂ % , MMBtu/hr)	Max O ₂ at Low Firing (O ₂ % , MMBtu/hr)	Min O ₂ at High Firing (O ₂ % , MMBtu/hr)	Mid O ₂ at Mid/High Firing (polygon) (O ₂ % , MMBtu/hr)	Max O ₂ at High Firing (O ₂ % , MMBtu/hr)
951 old	0.111	5.2, 2.68	12.1, 0.78	5.0, 10.42	4.2, 7.78	10.4, 10.19
	0.175	12.1, 0.78	13.6, 1.73	10.4, 10.19	N/A	13.5, 2.61
951 new	0.143	5.2, 2.68	9.2, 2.21	4.2, 7.78	8.3, 19.3	14.1, 12.7
	0.175	12.1, 0.78	13.6, 1.73	9.2, 2.21	N/A	14.1, 12.7

Tesoro is using two operating ranges as allowed by Condition 18372, Part 30.

The changes are supported by source tests reviewed by the Source Test Section.

This application is being processed as an administrative change in conditions since there is no change to the overall NOx emissions required by Regulation 9-10-301.

The following diagram summarizes the changes to the S-951 NOx Box:



EMISSIONS SUMMARY

There are no changes in emissions due to this application. Even though the specified NO_x Box emission factor for S-951 will increase from 0.111 lb/MMBtu to 0.143 lb/MMBtu, the overall emissions remain unchanged because there will be no impact on the overall facility limit of 0.033 lb/MMBtu required by Regulation 9-10-301.

PLANT CUMULATIVE INCREASE

There are no net changes to the plant cumulative emissions.

TOXIC RISK SCREEN

This proposed NO_x Box change would not emit toxic compounds in amounts different than previously emitted. Therefore, a toxic risk screen is not required.

BEST AVAILABLE CONTROL TECHNOLOGY

BACT is triggered for new or modified sources that emit criteria pollutants in excess of 10 lbs/day. However, Regulation 2-1-234 defines a modified source as one that results in an increase in daily or annual emissions of a regulated air pollutant. For this application, there is no change in emissions. Therefore, BACT does not apply.

PLANT LOCATION

According to the SCHOOL program, the closest school is Las Juntas Elementary, which is almost two miles from the facility.

COMPLIANCE

The change to the NO_x Box will not change the compliance for Furnace S-951. Emissions from S-951 will comply with Regulation 6 and Regulation 9, Rule 10 as before the change.

The closest school is over a mile from the facility, so the Public Notice requirements of Regulation 2-1-214 do not apply.

Toxics, CEQA, NESHAPS, BACT, Offsets and NSPS do not apply.

CONDITIONS

The NO_x Box Condition 18372, will be modified as shown below. Only the substantive changes for the S-951 NO_x Box points detailed in Part 31A are shown. For clarity, the change is tracked from the version in Revision 4 of the Title V permit. All of the other parts of Condition 18372 remain unchanged by this application.

Condition 18372

- *31. Except as provided in part 31B & C, the owner/operator shall operate each source within the NOx Box ranges listed below at all times of operation. This part shall not apply to any source that has a properly operated and properly installed NOx CEM. (Regulation 9-10-502)

A. NOx Box ranges

Source No.	Emission Factor (lb/MMBtu)	Min O2 at Low Firing (O2% , MMBtu/hr)	Max O2 at Low Firing (O2% , MMBtu/hr)	Min O2 at High Firing (O2% , MMBtu/hr)	Mid O2 at Mid/High Firing (polygon) (O2% , MMBtu/hr)	Max O2 at High Firing (O2% , MMBtu/hr)
909	0.146	5.6, 53.71	9.6, 41.41	2.1, 83.60	3.1, 67.35	5.7, 76.49
	0.148	9.6, 41.41	11.2, 61.81	2.1, 83.60	5.7, 76.49	7.3, 79.58
912	0.027	2.1, 60.50	3.4, 70.10	1.9, 101.51	4.0, 104.13	5.4, 100.24
	0.034	2.1, 60.50	7.0, 57.57	5.4, 100.24	3.4, 70.10	6.5, 99.68
913	0.027	1.2, 19.89	3.0, 14.80	1.3, 30.33	2.1, 15.53	4.1, 25.71
915	0.143	0, 3.85	8.0, 3.85	0, 20.00	N/A	8.0, 20.00
	0.098	8.0, 3.85	>8.0, 3.85	8.0, 20.00	N/A	>8.0, 20.00
916	0.088	5.7, 9.53	9.3, 9.17	5.4, 30.00	N/A	9.1, 34.05
	0.099	9.3, 9.17	10.6, 24.64	9.1, 34.05	N/A	10.4, 33.11
917	0.061	0, 3.60	-, 3.6	0, 18.00	N/A	-, 18.00
919	0.047	3.9, 23.30	8.3, 22.06	5.8, 48.20	9.2, 39.12	10.1, 47.20
	0.056	8.3, 22.06	9.5, 21.10	9.2, 39.12	N/A	10.1, 47.20
920	0.046	5.0, 24.84	7.7, 17.86	5.8, 40.77	7.1, 15.34	7.3, 42.64
	0.055	7.7, 17.86	10.8, 27.53	7.3, 42.64	N/A	10.0, 45.15
924	0.106	0.0, 3.20	-, 3.20	0.0, 16.00	N/A	-, 16.00
926	0.032	1.8, 32.81	6.0, 40.89	2.9, 126.72	4.4, 32.81	3.9, 131.59
	0.037	6.0, 40.89	7.0, 77.89	3.9, 131.59	N/A	4.2, 122.33
928	0.044	0.0, 4.00	< 6.0, 4.00	0.0, 20.00	N/A	< 6.0, 20.00
	0.073	6.0, 4.00	> 6.0, 4.00	6.0, 20.00	N/A	> 6.0, 20.00
929	0.024	0.0, 4.00	< 6.0, 4.00	0.0, 20.00	N/A	< 6.0, 20.00
	0.087	6.0, 4.00	> 6.0, 4.00	6.0, 20.00	N/A	> 6.0, 20.00

Source No.	Emission Factor (lb/MMBtu)	Min O2 at Low Firing (O2% , MMBtu/hr)	Max O2 at Low Firing (O2% , MMBtu/hr)	Min O2 at High Firing (O2% , MMBtu/hr)	Mid O2 at Mid/High Firing (polygon) (O2% , MMBtu/hr)	Max O2 at High Firing (O2% , MMBtu/hr)
930	0.033	0.0, 4.00	< 6.0, 4.00	0.0, 20.00	N/A	< 6.0, 20.00
	0.077	6.0, 4.00	> 6.0, 4.00	6.0, 20.00	N/A	> 6.0, 20.00
931	0.034	0.0, 4.00	< 9.0, 4.00	0.0, 20.00	N/A	< 9.0, 20.00
	0.073	9.0, 4.00	> 9.0, 4.00	9.0, 20.00	N/A	> 9.0, 20.00
932	0.037	0.0, 4.00	< 4.0, 4.00	0.0, 20.00	N/A	< 4.0, 20.00
	0.053	4.0, 4.00	> 4.0, 4.00	4.0, 20.00	N/A	> 4.0, 20.00
933	0.035	0.0, 4.00	< 5.0, 4.00	0.0, 20.00	N/A	< 5.0, 20.00
	0.050	5.0, 4.00	>5.0, 4.00	5.0, 20.00	N/A	> 5.0, 20.00
951	0.14311	5.2, 2.68	12.1, 0.789.2, 2.21	5.0, 10.424.2, 7.78	4.2, 7.788.3, 19.3	10.4, 10.1914.1, 12.7
	0.175	12.1, 0.78	13.6, 1.73	10.4, 10.199.2, 2.21	N/A	13.5, 2.6114.1, 12.7

The limits listed above are based on a calendar day averaging period for both firing rate and O2%.

RECOMMENDATION

It is recommended that a Change of Conditions to the Permit to Operate be granted to Tesoro for:

S-951 F-51 No 2 Reformer Auxiliary Reheater, 30 MMBTU/hr

 Arthur P. Valla
 Senior Air Quality Engineer

 Date
 June 2, 2008

Application 16908, No. 5 Gas Plant Alteration
ENGINEERING EVALUATION
Tesoro Refining and Marketing Company
PLANT NO. 14628
APPLICATION NO. 16908

BACKGROUND

Tesoro Refining and Marketing Company is applying for an alteration to the Permit to Operate for the Wet Gas Compressor seals at the #5 Gas Plant, which are currently abated by the following source:

S-903 No. 5 Boiler

The Gas Plant itself has only fugitive emissions and has not been assigned a source number. Because S-903 will be going out of service after the CMP commissioning, Tesoro has proposed that the Wet Gas Compressor seals vent be rerouted to the Main Fractionator Accumulator V-132. The rerouting requires new 6" piping and a new eductor system. Instead of the seal offgas being combusted in the S-903 firebox, the seal offgas will be directed to the #5 Gas Plant process and ultimately end up in the 100 psi fuel gas system where it will also be combusted. Tesoro has certified that this alteration does not cause an increase in emissions.

EMISSIONS SUMMARY

There are no increases in emissions associated with this application.

STATEMENT OF COMPLIANCE

There will be no change in the compliance of the associated equipment. The Wet Gas Compressor still qualifies for the exemption in Regulation 8, Rule 18, Section 110, Exemption, Controlled Seal Systems and Pressure Relief Devices. In addition, the Compressor still qualifies for the similar NSPS closed vent system exemption in 40CFR 60.482-3(h).

This application is exempt from CEQA per 2-1-312.2: Permit applications to install air pollution control or abatement equipment.

BACT, Offsets, NESHAPS and PSD do not apply to this alteration.

PERMIT CONDITIONS

There are no changes in permit conditions associated with this application.

RECOMMENDATION

Issue a Permit to Operate to Tesoro Refining and Marketing Company for the alteration of the following source:

S-903 No. 5 Boiler

By: _____
Arthur Valla
Senior Air Quality Engineer

January 16, 2008

Application 17111, S1416 Spent Acid Tank
ENGINEERING EVALUATION
Tesoro Refining and Marketing Company
PLANT NO. 14628
APPLICATION NO. 17111

BACKGROUND

Tesoro Refining and Marketing Company is applying for an alteration to the Permit to Operate for:

S-1416 Tank A746 Spent Acid Tank

The emissions from this Grandfathered tank are normally collected and routed to the A-1402 Sulfur Plant stack. This abatement is voluntary for odor control. During an upcoming turnaround, this routing will be temporarily unavailable. The proposed alteration is to collect and treat the emissions in a portable scrubber and thermal oxidizer. The equipment used for this turnaround is permitted by Envent (App 16559).

EMISSIONS SUMMARY

There are no increases in emissions associated with this application. The portable scrubber/oxidizer will be more efficient than the A-1402, where the tank off-gas is injected into a hot gas stack.

NSPS

The Envent portable abatement system is not subject to NSPS Subpart J when abating S-1416. 60.101(g) Fuel Gas Combustion Device definition allows the exception for gases that are combusted to produce sulfur or sulfuric acid. S-1416 is part of the Chemical Plant that produces Sulfuric Acid.

STATEMENT OF COMPLIANCE

There will be no change in the compliance of the associated equipment. The S1416 Spent Acid Tank will remain in compliance with Regulation 6, Rule 1, and with Regulation 8-2-301, Miscellaneous Operations: emissions shall not exceed 15 lb/day and 300 ppm total carbon on a dry basis.

This application is exempt from CEQA per 2-1-312.2: Permit applications to install air pollution control or abatement equipment.

BACT, Offsets, NESHAPS and PSD do not apply to this alteration.

PERMIT CONDITIONS

There are no changes in permit conditions associated with this application.

RECOMMENDATION

Issue a Permit to Operate to Tesoro Refining and Marketing Company for the alteration of the following source:

S-1416 Tank A746 Spent Acid Tank

By: _____
Arthur Valla
Senior Air Quality Engineer

January 23, 2008

Application 17413, S804 FCCU Blowdown Tower Removal

EVALUATION REPORT TESORO - GOLDEN EAGLE REFINRY Application #17413 - Plant #14628

150 Solano Way
Martinez, CA 94553

I. BACKGROUND

Tesoro has applied for a modification to their Permit to Operate for the following equipment:

S-802	FCCU
S-804	FCCU Blowdown Tower

Tesoro and the District have executed a Compliance and Enforcement Agreement that requires the removal of all blowdown towers. One of the reasons for this agreement was the inability to monitor leakage from the relief valves that vent to the blowdown towers as required by Regulation 8-18-401. This application covers one of the four Tesoro blowdown towers. The modification is to remove S-804 from service and line up the feed to S-804 to a new pressure vessel that will be vented to the flare system. Currently the S-804 blowdown drum is used infrequently, but when used, the effluent gas discharges to atmosphere.

This application qualified for the Regulation 2-1-106 Limited Exemption, Accelerated Permitting Program and was granted a temporary Permit to Operate on June 4, 2008.

II. EMISSION CALCULATIONS

Directionally, POC emissions will go down since fewer hydrocarbons are vented to the atmosphere. However, the amount of the reduction cannot be determined so there is no emission change associated with this modification.

Due to the infrequent use of S-804, the composition of the vapor effluent from S-804 is unknown. Therefore, existing emissions are not quantifiable. The modified system will discharge gas to the flare system, which, in most cases, will be recovered by the flare gas recovery compressors and used as fuel gas. The net impact will be to reduce the amount of purchased natural gas used in the fuel gas system.

There would be a combustion emissions impact since the blowdown gas would have a different composition than natural gas. However, it is expected that this emissions impact would be negligible. Moreover, since the composition of the blowdown gas is unknown, this difference is not quantifiable.

For simplification, it is assumed that any increase in fugitive components will be insignificant compared to the mitigated blowdown tower venting (intuitively, this assumption is valid for flare system components in low pressure gas service).

III. PLANT CUMULATIVE INCREASE SINCE 4/5/1991

There are no emission increases associated with this application.

IV. TOXIC SCREENING ANALYSIS

There are no toxic emission increases associated with this application.

V. BEST AVAILABLE CONTROL TECHNOLOGY

Since there are no emission increases associated with this application, BACT does not apply.

VI. OFFSETS

Since there are no emission increases associated with this application, Offsets do not apply.

VII. STATEMENT OF COMPLIANCE

Compliance for S-804 will remain unaffected by this application, since the source will be removed from service. Compliance of S-802 FCCU will remain unaffected.

This project is considered to be exempt under the District's CEQA Regulation 2-1-312:

312.2 Permit applications to install air pollution control or abatement equipment.

312.3 Permit applications for projects undertaken for the sole purpose of bringing an existing facility into compliance with newly adopted regulatory requirements of the District or of any other local, state or federal agency.

This project is over 1,000 ft from the nearest public school and is therefore not subject to the public notification requirements of Regulation 2-1-412.

BACT, Toxics, NESHAPS, Offsets and PSD are not applicable.

VIII. NSPS

This application has been delayed because of NSPS applicability. Since NSPS Subpart Ja has not been finalized yet, and Tesoro is obligated to complete this project by the end of the year, it is prudent to defer the Subpart Ja issue to a later date. Tesoro has agreed to comply with Subpart Ja when it becomes final.

IX. PERMIT CONDITIONS

There are no conditions associated with this application.

X. RECOMMENDATION

It is recommended that the modification requested by Tesoro for:

S-802 FCCU

be approved including the removal of the following equipment:

S-804 FCCU Blowdown Tower

Arthur P. Valla
Senior Air Quality Engineer

March 11, 2009

Application 17470, Modification of S-916 NOx Box
EVALUATION REPORT
TESORO REFINING AND MARKETING COMPANY
REVISED NOx BOX FOR S-916, F-16
NO. 1 HDS HEATER
APPLICATION 17470, PLANT 14628

BACKGROUND

The Tesoro Golden Eagle Refinery (Tesoro) operates several furnaces and boilers that are subject to Regulation 9, Rule 10, Nitrogen Oxides And Carbon Monoxide From Boilers, Steam Generators And Process Heaters In Petroleum Refineries. Regulation 9-10-301 limits the refinery wide NOx emissions to 0.033 lb/MMBtu of fired duty. Regulation 9-10-502 requires the installation of a NOx, CO and O2 CEM to demonstrate compliance with Regulation 9-10-301. Regulation 9-10-502 also allows a CEM equivalent verification system to determine compliance with Regulation 9-10-301. The District and Tesoro have worked hard to produce the CEM equivalent verification system. This system is called the “NOx Box”. The NOx Box is an operating window for the unit, expressed in terms of fired duty and oxygen content in the flue gas. The operating window is established by source tests for various operating conditions. The source tests demonstrate the NOx emissions are equal to or less than a specified emission factor. As long as the fired unit duty and oxygen content are in this NOx Box operating window, the specified emission factor is used to determine compliance with the 0.033 lb/MMBtu limit of Regulation 9-10-301. The Permit Condition that contains the details of the NOx Box is #18372.

Condition 18372, Part 30 required Tesoro to submit the initial NOx Box for the affected sources by January 1, 2005. Tesoro met this requirement via Application 15682. The NOx Box’s in the application were supported by properly conducted source tests and the NOx Box operating windows for all the affected sources have been included in Revision 4 of the Title V permit (reference: Section VI, Condition 18372, Part 31A, NOx Box Ranges).

This application requests a change in the NOx Box operating window for:

S-916 F-16 No. 1 HDS Heater, 55 MMBTU/hr

The change is as follows:

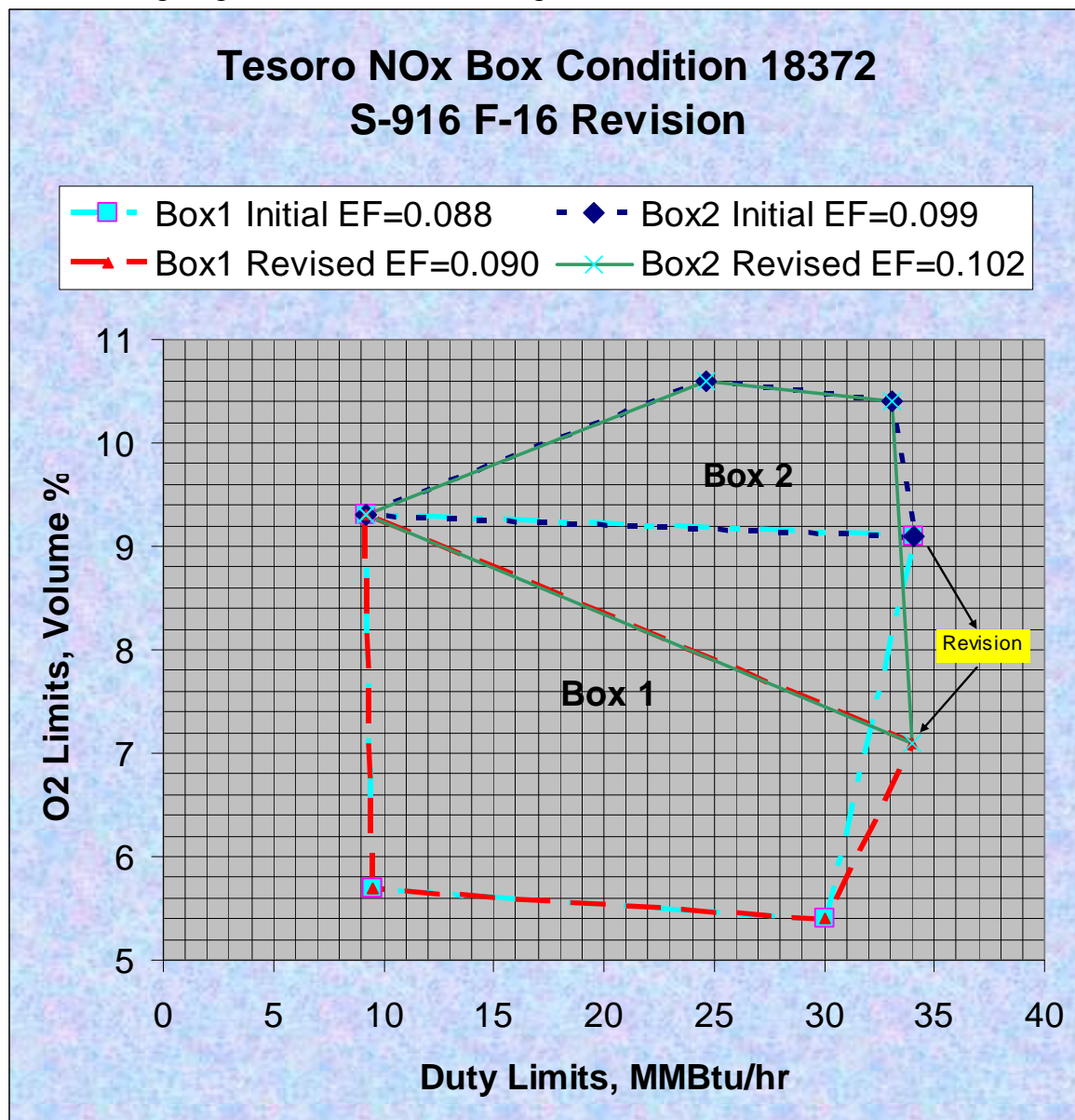
Source No.	Emission Factor (lb/MMBtu)	Min O2 at Low Firing (O2% , MMBtu/hr)	Max O2 at Low Firing (O2% , MMBtu/hr)	Min O2 at High Firing (O2% , MMBtu/hr)	Mid O2 at Mid/High Firing (polygon) (O2% , MMBtu/hr)	Max O2 at High Firing (O2% , MMBtu/hr)
916	0.088	5.7, 9.53	9.3, 9.17	5.4, 30.00	N/A	9.1, 34.05
	0.099	9.3, 9.17	10.6, 24.64	9.1, 34.05	N/A	10.4, 33.11
916 New	0.09088	5.7, 9.53	9.3, 9.17	5.4, 30.00	N/A	9.1, 34.05
	<u>0.102099</u>	9.3, 9.17	10.6, 24.64	9.1, 34.05 <u>7.1, 34.00</u>	N/A	10.4, 33.11

Tesoro is using two operating ranges as allowed by Condition 18372, Part 30.

The changes are supported by source tests reviewed by the Source Test Section.

This application is being processed as an administrative change in conditions. Even though there is an increase in the emissions factors for S-916, there is no change in overall NOx emissions due to this application. The refinery will still remain in compliance with the with the 0.033 lb/MMBtu limit of Regulation 9-10-301.

The following diagram summarizes the changes to the S-916 NOx Box:



EMISSIONS SUMMARY

There are no changes in emissions due to this application. The emission factor changes will not impact on the overall facility limit of 0.033 lb/MMBtu required by Regulation 9-10-301.

PLANT CUMULATIVE INCREASE

There are no net changes to the plant cumulative emissions.

TOXIC RISK SCREEN

This proposed NO_x Box change would not emit toxic compounds in amounts different that previously emitted. Therefore, a toxic risk screen is not required.

BEST AVAILABLE CONTROL TECHNOLOGY

BACT is triggered for new or modified sources that emit criteria pollutants in excess of 10 lbs/day. However, Regulation 2-1-234 defines a modified source as one that results in an increase in daily or annual emissions of a regulated air pollutant. For this application, there is no change in emissions. Therefore, BACT does not apply.

PLANT LOCATION

According to the SCHOOL program, the closest school is Las Juntas Elementary, which is almost two miles from the facility.

COMPLIANCE

The change to the NO_x Box will not change the compliance for Furnace S-916. Emissions from S-916 will continue to comply with all applicable regulations, including Regulation 6, Rule 1 and Regulation 9, Rule 10.

The closest school is over a mile from the facility, so the Public Notice requirements of Regulation 2-1-214 do not apply.

Toxics, CEQA, NESHAPS, BACT, Offsets and NSPS do not apply.

CONDITIONS

The NO_x Box Condition 18372, will be modified as shown below. Only the substantive changes for the S-916 NO_x Box points detailed in Part 31A are shown. For clarity, the change is tracked from the version in Revision 4 of the Title V permit. All of the other parts of Condition 18372 remain unchanged by this application.

Condition 18372

31. Except as provided in part 31B & C, the owner/operator shall operate each source within the NOx Box ranges listed below at all times of operation. This part shall not apply to any source that has a properly operated and properly installed NOx CEM. (Regulation 9-10-502)

A. NOx Box ranges

Source No.	Emission Factor (lb/MMBtu)	Min O2 at Low Firing (O2% , MMBtu/hr)	Max O2 at Low Firing (O2% , MMBtu/hr)	Min O2 at High Firing (O2% , MMBtu/hr)	Mid O2 at Mid/High Firing (polygon) (O2% , MMBtu/hr)	Max O2 at High Firing (O2% , MMBtu/hr)
909	0.146	5.6, 53.71	9.6, 41.41	2.1, 83.60	3.1, 67.35	5.7, 76.49
	0.148	9.6, 41.41	11.2, 61.81	2.1, 83.60	5.7, 76.49	7.3, 79.58
912	0.027	2.1, 60.50	3.4, 70.10	1.9, 101.51	4.0, 104.13	5.4, 100.24
	0.034	2.1, 60.50	7.0, 57.57	5.4, 100.24	3.4, 70.10	6.5, 99.68
913	0.027	1.2, 19.89	3.0, 14.80	1.3, 30.33	2.1, 15.53	4.1, 25.71
915	0.143	0, 3.85	8.0, 3.85	0, 20.00	N/A	8.0, 20.00
	0.098	8.0, 3.85	>8.0, 3.85	8.0, 20.00	N/A	>8.0, 20.00
916	0.09088	5.7, 9.53	9.3, 9.17	5.4, 30.00	N/A	7.1, 34.00 9.1, 34.05
	0.102099	9.3, 9.17	10.6, 24.64	7.1, 34.00 9.1, 34.05	N/A	10.4, 33.11
917	0.061	0, 3.60	-, 3.6	0, 18.00	N/A	-, 18.00
919	0.047	3.9, 23.30	8.3, 22.06	5.8, 48.20	9.2, 39.12	10.1, 47.20
	0.056	8.3, 22.06	9.5, 21.10	9.2, 39.12	N/A	10.1, 47.20
920	0.046	5.0, 24.84	7.7, 17.86	5.8, 40.77	7.1, 15.34	7.3, 42.64
	0.055	7.7, 17.86	10.8, 27.53	7.3, 42.64	N/A	10.0, 45.15
924	0.106	0.0, 3.20	-, 3.20	0.0, 16.00	N/A	-, 16.00
926	0.032	1.8, 32.81	6.0, 40.89	2.9, 126.72	4.4, 32.81	3.9, 131.59
	0.037	6.0, 40.89	7.0, 77.89	3.9, 131.59	N/A	4.2, 122.33
928	0.044	0.0, 4.00	< 6.0, 4.00	0.0, 20.00	N/A	< 6.0, 20.00
	0.073	6.0, 4.00	> 6.0, 4.00	6.0, 20.00	N/A	> 6.0, 20.00
929	0.024	0.0, 4.00	< 6.0, 4.00	0.0, 20.00	N/A	< 6.0, 20.00
	0.087	6.0, 4.00	> 6.0, 4.00	6.0, 20.00	N/A	> 6.0, 20.00

Source No.	Emission Factor (lb/MMBtu)	Min O2 at Low Firing (O2% , MMBtu/hr)	Max O2 at Low Firing (O2% , MMBtu/hr)	Min O2 at High Firing (O2% , MMBtu/hr)	Mid O2 at Mid/High Firing (polygon) (O2% , MMBtu/hr)	Max O2 at High Firing (O2% , MMBtu/hr)
930	0.033	0.0, 4.00	< 6.0, 4.00	0.0, 20.00	N/A	< 6.0, 20.00
	0.077	6.0, 4.00	> 6.0, 4.00	6.0, 20.00	N/A	> 6.0, 20.00
931	0.034	0.0, 4.00	< 9.0, 4.00	0.0, 20.00	N/A	< 9.0, 20.00
	0.073	9.0, 4.00	> 9.0, 4.00	9.0, 20.00	N/A	> 9.0, 20.00
932	0.037	0.0, 4.00	< 4.0, 4.00	0.0, 20.00	N/A	< 4.0, 20.00
	0.053	4.0, 4.00	> 4.0, 4.00	4.0, 20.00	N/A	> 4.0, 20.00
933	0.035	0.0, 4.00	< 5.0, 4.00	0.0, 20.00	N/A	< 5.0, 20.00
	0.050	5.0, 4.00	>5.0, 4.00	5.0, 20.00	N/A	> 5.0, 20.00
951	0.111	5.2, 2.68	12.1, 0.78	5.0, 10.42	4.2, 7.78	10.4, 10.19
	0.175	12.1, 0.78	13.6, 1.73	10.4, 10.19	N/A	13.5, 2.61

The limits listed above are based on a calendar day averaging period for both firing rate and O2%.

RECOMMENDATION

It is recommended that a Change of Conditions to the Permit to Operate be granted to Tesoro for:

S-916 F-16 No. 1 HDS Heater, 55 MMBTU/hr

Arthur P. Valla
Senior Air Quality Engineer

Date
February 8, 2010

Application 17472, S795 Perc Storage Vessel
ENGINEERING EVALUATION
Tesoro Refining and Marketing Company
PLANT NO. 14628
APPLICATION NO. 17472

BACKGROUND

Tesoro Refining and Marketing Company is applying for an administrative change in conditions to the Permit to Operate for:

**S-795 No. 3 Reformer V-307 Horizontal Pressure Storage Vessel, 1700 gallons,
Perchloroethylene**

abated by:

A-796 Vapor Balance System

This tank is currently permitted as a fixed roof tank subject to Regulation 8-5, abated by A-795 vent gas condenser. The data form in the plant file specifies a fixed roof tank. S-795 is actually a pressure vessel, a horizontal 'bullet' 6 feet in diameter, 8 feet tangent to tangent. A review of 1990 Application 5267 shows that at one time, the proposed project was for a fixed roof tank, storing 1,1,1-trichloroethylene, abated by a vent gas condenser. The project was modified to the pressure vessel with a vapor balance system, but these changes did not get properly updated in the permit when the PO was granted in 1995. This oversight was not corrected in 1995 Application 25684 that granted a change in conditions to store perchloroethylene. All revisions of the Title V permit shows S-795 as a horizontal vessel in the equipment table, but the applicable requirements in Section IV are shown for a fixed roof tank. Furthermore, both A-795 (which was never installed) and A-796 (which is not in databank) are listed in (Rev 4) Table II-B.

EMISSIONS SUMMARY

There are no increases in emissions associated with this application. This application is administrative to change Condition 5711.

STATEMENT OF COMPLIANCE

There will be no change in the compliance of the associated equipment. The vessel will comply with Regulation 8 Rule 5, including:

- 8-5-301 Storage Tanks Control Requirements,**
- 8-5-306 Requirements for Approved Emission Control Systems,**
- 8-5-307 Requirements for Fixed Roof Tanks, Pressure Tanks and Blanketed Tanks**
- 8-5-329 Tank Degassing Requirements,**
- 8-5-333 Tank Cleaning Requirements, and**

8-5-334 Sludge Handling Requirements.

This application is exempt from CEQA per 2-1-312.1: Applications to modify permit conditions for existing or permitted sources or facilities that do not involve any increases in emissions or physical modifications.

BACT, Toxics, Offsets, NESHAPS, NSPS and PSD do not apply to this administrative change.

PERMIT CONDITIONS

Permit Condition 5711 will be administratively changed as follows:

COND# 5711 -----

Application 5267 (1,1,1 TCA tank) 1990
Amended by Application 25684 1995, added perchloroethylene
Amended by Application 17472, Dec 2008, remove 1,1,1 TCA

S795 #3 Reformer Perchloroethylene Tank V-307~~Tank A-307~~

1. Permittee/Owner/Operator shall ensure that the total material throughput for storage tank S-795 does not exceed 11,000 gallons in any consecutive 12 month period.
(basis: toxics, cumulative increase)
2. If a material other than ~~1,1,1 trichloroethane or~~ perchloroethylene is to be stored in tank S-795, the Permittee/Owner/Operator shall first apply to, and receive from, the District a change in permit conditions, unless the modification is exempt from Authority to Construct requirements under limited exemption 2-1-106.
(basis: toxics, cumulative increase)
3. Permittee/Owner/Operator shall ensure that all tank loading operations at S-795 are abated by the vapor balance system A-796.
(basis: cumulative increase, toxics)
4. In order to demonstrate compliance with the above conditions, the Permittee/Owner/Operator of tank S-795 shall maintain the following records in a District approved log. These records shall be kept on site and made available for District inspection for a period of five years from the date that the record was made.
 - a. Identification of all materials stored and the dates that the materials were stored.
 - b. The total daily throughput of each material stored,

summarized on a monthly basis.
(basis: cumulative increase, toxics)

RECOMMENDATION

Grant an administrative change in conditions to the Permit to Operate to Tesoro Refining and Marketing Company for the following source:

**S-795 No. 3 Reformer V-307 Horizontal Pressure Storage Vessel, 1700 gallons,
Perchloroethylene**

abated by:

A-796 Vapor Balance System

By: _____
Arthur Valla
Senior Air Quality Engineer

December 23, 2008

Application 17474, S1522 Gasoline Tank

EVALUATION REPORT
TESORO - GOLDEN EAGLE REFINRY
Application #17474 - Plant #14628

150 Solano Way
Martinez, CA 94553

I. BACKGROUND

Tesoro has applied for an Authority to Construct/Permit to Operate for the following equipment:

S-1522 Fixed Roof Tank A-927, Naphtha, 5,502,000 gallons, Abated by A-14 Vapor Recovery System

This new fixed roof tank will replace the existing fixed roof tanks S-367 and S-431, both with a capacity of about 3,300,000 Gallons (79,000 barrels). Both of these tanks are grandfathered sources without explicit permit conditions or a true vapor pressure limit. In the past three years, both tanks have been storing No. 5 Gas Plant Splitter Bottoms (aka naphtha). The Title V Permit grandfathered throughput limits for S-367 and S-431, established in accordance with Regulation 2-1-234, are 10,200,000 bbl/yr and 18,771,000 bbl/yr, respectively. However, a three-year baseline for the two tanks shows average annual throughputs of 206,049 bbl/yr and 194,561 bbl/yr, respectively.

The new tank S-1522 will be used primarily for storing the same naphtha material, and occasionally disulfide oil, wash water, and off-spec gasoline. The proposed throughput of the new tank (S-1522) is 1,726,000 bbls per year, about 4.3 times the baseline throughput for S-367 and S-431 combined. All emissions from new tank S-1522 are recovered by A-14 Vapor Recovery System and discharged into the 40 psi fuel gas system. The project is expected to increase the number of fugitive components.

This application will result in a POC emission increase only from the fugitive components. There is no POC emission increase from the new tank S-1522 because:

- the emissions from S-1522 will be recovered as fuel gas
- S-1522 gas that becomes fuel gas backs out natural gas make-up to the fuel gas system
- all emissions that occur from the combustion of fuel gas are accounted for in the furnaces that use that fuel gas, and
- furnace emissions are determined by the amount of fuel gas consumed.

By the same reasoning, since old tanks S-367 and S-431 were also abated by A-14 Vapor Recovery System, there is no contemporaneous emission credits from the removal of these sources.

Tesoro has specified the abatement efficiency of A-14 at 99.9% and has agreed to accept a permit condition of 99.9%. In the application, Tesoro provided a summary of 2004 source tests in support of this destruction efficiency. There was some concern over this high destruction efficiency. However, based on the points above regarding POC emissions from the S-1522 fixed roof tank, as long as the abatement efficiency is 95% or higher (as required by Regulation 8-5-306 and NSPS 60.112b(a)), from an emission standpoint the actual efficiency does not matter whether it is 95%, 98%, 99% or higher.

II. EMISSION CALCULATIONSFugitive Emissions:

Component	Old Number	New Number	Net Change	Emission Factor (lb/day/component)	Fugitive Emissions (lb/day)
Valves in Gas Service	5	9	4	0.0015288	0.006
Valves in Light Liquid Service	22	47	25	0.0014736	0.037
Atmospheric PRVs in Gas Service	5	5	0	0.00972	0
Connectors	94	185	91	0.004	0.364
Pumps	0	2	2	0.028872	0.058
Total					0.4650

Annual emission increase = 0.465 lb/day X 365 day/yr = 170 lb/yr = 0.085 ton/yr

III. PLANT CUMULATIVE INCREASE SINCE 4/5/1991

(All previous increases have been offset)

	<u>Current</u> <u>Ton/yr</u>	<u>New</u> <u>Ton/yr</u>	<u>New Total</u> <u>tons/yr</u>
POC =	0	0.085	0.085
NO_x =	0	0	0
SO₂ =	0	0	0
CO =	0	0	0
NPOC =	0	0	0
TSP =	0	0	0
PM₁₀ =	0	0	0

IV. TOXIC SCREENING ANALYSIS

There are no toxic emissions that exceed the trigger levels in Regulation 2, Rule 5. Therefore, a Toxic risk screen is not required. Using the MSDS provided in the application, the following fugitive TAC emissions are calculated:

TAC	Concentration	Acute Trigger (lb/hr)	Emissions (lb/hr)	Chronic Trigger (lb/yr)	Emissions (lb/yr)
Benzene	1%	2.9	0.00019	6.4	1.7
Hydrogen Sulfide	1%	0.093	0.00019	390	1.7
Xylene	3%	49	0.00058	27000	5.1
Toluene	3%	82	0.00058	12000	5.1

V. BEST AVAILABLE CONTROL TECHNOLOGY

This application does not trigger BACT since the POC emissions are less than the 10 pounds per highest day threshold limit per Regulation 2-2-301.

VI. OFFSETS

Offsets are required for this project pursuant to Regulation 2, Rule 2, Section 302. Tesoro has enough contemporaneous emission reduction credits to fully offset the POC emission increases. The company will use the Certificate of Deposit # 968 to provide the needed offsets at a ratio of 1.15:1 per Regulation 2-2-302.2.

Available offsets = 25.019 ton/yr (Certificate of Deposit # 968)
Emissions from this application = 0.085 TPY POC
POC Offset provided = 0.085 tons/yr X 1.15 = 0.098 tons/yr

Thus, the Banking Certificate No. 968 will be reissued to Tesoro in the amount of 24.921 tons POC/yr.

VII. STATEMENT OF COMPLIANCE

Source S-1522 Fixed Roof Storage Tank of this application is subject and expected to comply with Regulation 8, Rule 5, including

- 8-5-301 Storage Tanks Control Requirements,**
- 8-5-303 Requirements for Pressure Vacuum Valves,**
- 8-5-308 Requirements for Approved Emission Control Systems,**
- 8-5-309 Requirements for Fixed Roof Tanks, Pressure Tanks and Blanketed Tanks**
- 8-5-330 Tank Degassing Requirements,**
- 8-5-335 Tank Cleaning Requirements, and**
- 8-5-336 Sludge Handling Requirements.**

Source S-1522 is subject and expected to comply with Regulation 10 - Standard of Performance for New Stationary Sources, Part 17, otherwise known as 40 CFR 60, Subpart Kb - Volatile Organic Liquid Storage Vessels. Compliance is expected with Section 60.112b(a)(3) for fixed roof tanks with a closed vent system and control device.

Source S-1521 is subject to and expected to comply with National Emission Standards for Hazardous Air Pollutants (NESHAP) 40 CFR Part 63, Subpart CC, Section 63.640(n).

This project is considered to be ministerial under the District's CEQA Regulation 2-1-311 and therefore is not subject to CEQA review. The engineering review for this project requires only the application of standard permit conditions and standard emission factors in accordance with Permit Handbook, Source-Specific Guidance Chapter 4.0, Organic Liquid Storage Tank.

This project is over 1,000 ft from the nearest public school and is therefore not subject to the public notification requirements of Regulation 2-1-412.

Toxics, BACT and PSD are not applicable.

VIII. CONDITIONS

The following conditions will be imposed based on the Permit Handbook guidance and specific requests from Tesoro (underline/strikeout from the handbook suggested conditions):

Application # 17474
 Source S-1522 Fixed Roof Tank A-927
 Abated by A-14 Vapor Recovery System
 Naphtha, Disulfide Oil, Wash Water, and Off-Spec Gasoline

1. The owner/operator of S-1522 shall not exceed 1,726,000 barrelsthe following throughput limits during any consecutive twelve-month period for the following materials:

{Liquid #1} Gallons Naphtha
{Liquid #2} Gallons Disulfide Oil
Wash Water
Off-Spec Gasoline

The owner/operator shall a radar-monitoring device to measure the height of the tank liquid, and shall use the change in liquid height to calculate throughput. (Basis: Cumulative Increase)

- 2.2. Notwithstanding any provision of District regulations allowing for the malfunction/breakdown of the No. 1 Gas Plant vapor recovery compressors, tThe owner/operator may store alternate liquid(s) other than the materials specified in Part 1 and/or usages in excess of those specified in Part 1, provided that the owner/operator can demonstrate that all of the following are satisfied:

a. Total POC emissions from S do not exceed pounds in any consecutive twelve month period;

b. Total NPOC emissions from S do not exceed pounds in any consecutive twelve month period; and

e. The use of these materials does not increase toxic emissions above any risk screening trigger level of Table 2-5-1 in Regulation 2-5-5. shall ensure that S-1522 fixed roof tank (excluding the pressure/vacuum relief valve vent) is abated at all times by A-14 Vapor Recovery System with a destruction efficiency of 99.9% by weight.

(Basis: Cumulative Increase; Toxics)

- 3.3. To determine compliance with the above parts, the owner/operator shall maintain the following records and provide all of the data necessary to evaluate compliance with the above parts, including the following information:

a. Quantities of each type of liquid stored at this source on a monthly basis.

~~d. If a material other than those specified in Part 1 is stored, POC/NPOC and toxic component contents of each material used; and mass emission calculations to demonstrate compliance with Part 2, on a monthly basis;~~

e.b. Monthly throughput and/or emission calculations shall be totaled for each consecutive twelve-month period. All records shall be retained on-site for ~~two~~ five years, from the date of entry, and made available for inspection by District staff upon request. These recordkeeping requirements shall not replace the recordkeeping requirements contained in any applicable District Regulations.
(Basis: Recordkeeping, Cumulative Increase; Toxics)

Also included in the permit condition is the standard conditions from the Permit Handbook Section 3.4, **Petroleum Refinery Fugitive Emissions.**

44. Not more than 30 days after the start-up of S-~~1522~~—, the owner/operator shall provide the District's Engineering Division with a final count of fugitive components installed. The owner/operator has been permitted for an increase in the following fugitive components:

4 valves in gas service
25 valves in liquid service
2 pumps
0 PRV in gas service
0 PRVs in liquid service
91 connectors/flanges

(basis: Cumulative Increase, offsets)

25. If there is an increase in the total fugitive component emissions, the plant's cumulative emissions for the project shall be adjusted to reflect the difference between emissions based on predicted versus actual component counts. The owner/operator shall provide to the District all additional required offsets at an offset ratio of 1.15:1 no later than 14 days after submittal of the final POC fugitive count. If the actual component count is less than the predicted, the total will be adjusted accordingly and all emission offsets applied by the owner/operator in excess of the actual total fugitive emissions will be credited back to the owner/operator.

(basis: offsets)

~~3. — The owner/operator shall install valves, in light hydrocarbon service, that are of District approved BACT compliant technology (bellows valves, diaphragm valves, live loaded valves, or the equivalent) such that fugitive organic emissions shall not exceed 100 ppm.
(basis: BACT, Regulation 8-18, toxics risk screen)~~

~~4. — The owner/operator shall install flanges and connectors, in light hydrocarbon service, that are of District approved BACT compliant technology (graphitic gaskets or the equivalent) such that fugitive organic emissions shall not exceed 100 ppm.
—— (basis: BACT, Regulation 8-18, toxics risk screen)~~

~~5. — The owner/operator shall install pump seals, in light hydrocarbon service, that are of District approved BACT compliant technology (double mechanical seals with barrier fluid or the equivalent) such that fugitive organic emissions shall not exceed 500 ppm.
(basis: BACT, Regulation 8-18, toxics risk screen)~~

~~6. — The owner/operator shall ensure that each pressure relief valve installed in hydrocarbon service is vented back to the process, to the refinery fuel gas system, or to an abatement device with a capture and destruction efficiency of at least 98% by weight.
—— (basis: BACT, Regulation 8-28, toxics risk screen)~~

76. In accordance with the provisions of Regulation 8-18, the owner/operator shall integrate all new fugitive equipment in organic service installed as part of the S-1522 project— into the facility fugitive equipment monitoring and repair program.
(basis: BACT, Regulation 8-18)

Lastly, once the project is completed and S-367 and S-431 are removed from service, Condition 21053 will be revised as follows:

COND# 21053 -----

Condition 21053
Tesoro Refining and Marketing Company
150 Solano Way
Martinez, CA 94533

1. Deleted. (See discussion of Compliance with Regulation 9-1-313.2 in the Revision 2 Statement of Basis).
2. The Owner/Operator shall monitor and record on a monthly basis the visible emissions from Sources S-1401, S-1404, and S-1411 to demonstrate compliance with Regulation 6-301 (Ringlemann 1 or 20% opacity). These records shall be kept for a period of at least 5 years from date of entry and shall be made available to District staff upon request. [Basis:
Regulation 6-301]
3. The Owner/Operator shall conduct an annual District-approved source test on the S-323, to demonstrate that the combined collection/destruction efficiency of A-14 is no less than 99.5%, by weight, for VOC. The Owner/Operator shall submit the test results to the District's Compliance and Enforcement Division and the District's Engineering Division no less than 30 days after the test. These records shall be kept for a period of at least 5 years from date of entry and shall be made available to District staff upon request. [Basis: BAAQMD Condition 13605, Part 3 and 4, and BAAQMD Regulation 2-1
-
403]

4. ~~To allow sufficient time to prepare test plans, train employees, and install any necessary equipment, the~~

~~_____ monitoring requirements are effective April 1, 2004. Deleted. (Effective date of April 1, 2004 for the monitoring requirements has past.)~~

5. Deleted. (See discussion of Compliance with Regulation 9-1-313.2 in the Revision 2 Statement of Basis).

6. The owner/operator of the listed tanks shall abate them by the A14 Vapor Recovery System at all times of operation, except as allowed in Regulation 8-5. A14 Vapor Recovery System compresses the vapors to be mixed with the refinery fuel gas system for combustion in S908, S909, S912, S913, or S991. The owner/operator will monitor the temperature (daily) and the oxygen content (continuous) of the combustion device to meet a POC destruction efficiency of at least 95% by weight.

Tanks: S318, ~~S367~~, S134, S137, S513 (basis: 60.113b(c)(2))

Tanks: S323, S317, S324, ~~S431~~, S432, S457, S46, S603, S21 (basis: 63.646(a), 63.120(d)(5))

Tank: S700 (basis: Regulation 8-8-305.2)

IX. RECOMMENDATION

It is recommended that a conditional Authority to Construct be granted to Tesoro for the following equipment:

S-1522 Fixed Roof Tank A-927, Naphtha, 5,502,000 gallons, Abated by A-14 Vapor Recovery System

Arthur Valla
Senior Air Quality Engineer

September 11, 2008

Application 17478, S863 LPG Vaporizing System
ENGINEERING EVALUATION
Tesoro Refining and Marketing Company
PLANT NO. 14628
APPLICATION NO. 17478

BACKGROUND

As part of the Title V renewal efforts, Tesoro Refining and Marketing Company is submitting several applications to clarify, correct and/or clean up the permit. This is one of those applications, an administrative change in conditions, to correct **Condition 799** for:

S-863 LPG Vaporizing System

This correction will also address Item 85 and 86 of the Tesoro Title V Revision 2&3 Appeal.

When this source was first permitted in 1986 Application 31791, it was proposed as a spare unit to backup an existing unit in the No. 5 Gas Plant. When the existing unit was shutdown for repairs, the spare unit would allow LPG to continue to be vaporized and sent to the fuel gas system. The system proposed in the application simply reused an idle heat exchanger and was started up July 15, 1987.

The permit conditions that were imposed with the Authority to Construct granted October 16, 1986 were as follows:

1. This LPG vaporizer system located at Isocracking facility shall not be operated simultaneously with the LPG vaporizer system located at #5 gas plant.
2. The pressure relief valve on the spare LPG vaporizer shall be connected to the flare and be used for emergency purposes.

The existing text of Condition 799 in Databank is as follows:

COND# 799 -----

S863 LPG Vaporizer System

1. Permittee/Owner/Operator shall ensure that S863 is not to be operated simultaneously with the LPG vaporizer located at #5 gas plant.
(Basis: cumulative increase)

2. Permittee/Owner/Operator shall ensure that, in the abatement of S863, the flare shall be operated only for emergency purposes.

(Basis: cumulative increase)

The existing text of Condition 799 in Section VI of Revision 4 of the Title V permit is similar:

Condition # 799

S863 LPG Vaporizer System

1. Permittee/Owner/Operator shall ensure that S863 is not be operated simultaneously with the LPG vaporizer located at #5 gas plant. (basis: cumulative increase)
2. Permittee/Owner/Operator shall ensure that, in the abatement of S863, the flare shall be operated only for emergency purposes. (basis: cumulative increase)

The only emissions from this project were fugitive emissions, estimated to be 5.4 lb/day of hydrocarbons (36 uncontrolled components X 0.15 lb/day). S-863 is was processing unit that provides back-up service for a unit that adds LPG components to the fuel gas system. The emissions from the combustion of the fuel gas were accounted for at each combustion source. By imposing Part 1 of the condition, the small impact of altering the heating value of the fuel gas by injecting more LPG was addressed by preventing dual operation.

As in all processing equipment, a pressure relief valve was required to prevent catastrophic equipment failure in the unlikely occurrence of an overpressure event. Part 2 of the condition required this pressure relief valve to discharge to the flare system.

Somehow Part 2 of the condition got edited to the text shown above. Since the only emissions from S-863 are fugitive emissions, the current text implies a flare, possibly a dedicated flare, abates the fugitive components, and only in an emergency. This is confusing and incorrect.

Tesoro has proposed Condition 799 be administratively changed essentially back to the text provided with the Authority to Construct, edited and tracked below:

1. ~~The Owner/Operator shall ensure that S-863 is LPG vaporizer system located at Iso cracking facility shall not be operated simultaneously with the LPG vaporizer system located at #5 gas plant.~~ (Basis: Cumulative Increase)

2. ~~The Owner/Operator shall ensure that the pressure relief valve on the spare LPG vaporizer S-863 is~~ shall be connected to the flare and is be only-used for emergency use purposes. (Basis: Cumulative Increase)

Tracking from the Title V version follows:

Condition # 799

S863 LPG Vaporizer System

1. ~~Permittee/The~~ Owner/Operator shall ensure that S863 is not ~~be~~ operated simultaneously with the LPG vaporizer located at #5 gas plant. (basis: cumulative increase)
2. ~~Permittee/The~~ Owner/Operator shall ensure that the pressure relief valve on spare LPG Vaporizer S-863 is connected to, in the abatement of S863, the flare and is shall be operated only for emergency use purposes. (basis: cumulative increase)

This proposal is acceptable.

Firstly, neither permit condition is actually necessary, especially in current times. For Part 1, even if both LPG Vaporizers were operated simultaneously, the fuel gas system would simply back out natural gas to maintain a fuel gas balance. Since the LPG is likely commercial quality (i.e. impurity free), combustion emissions would likely be similar to the combustion emissions of natural gas. Moreover, using more LPG would increase the heating value of the fuel gas requiring, for the same process duty, less fuel and thus producing fewer emissions. (It is not likely that Part 1 was to prevent double fugitive emissions because it did not require the spare unit to be isolated and depressured.) For Part 2, Regulation 8, Rule 28 requires PSV's be connected to a flare system. However, this requirement was not applicable (8-28 was adopted in 1997) at the time of this 1986 application. Nonetheless, the owner/operator would not vent this PSV to atmosphere because LPG is heavier than air and the potential vapor cloud would present a serious safety hazard.

Secondly, given the validity of the condition, returning the permit condition to the original text, clearing up any confusion, is an appropriate and reasonable request.

EMISSIONS SUMMARY

There are no increases in emissions associated with this application. This application only clears up the intention of the original conditions in the 1986 application.

STATEMENT OF COMPLIANCE

There will be no change in the compliance of the associated equipment. S-863 will remain in compliance with Regulation 8, Rule 18 and Rule 28.

This application is exempt from CEQA per 2-1-312.1: Permit applications to modify permit conditions for existing or permitted sources or facilities that do not involve any increases in emissions or physical modifications.

BACT, Offsets, NESHAPS and PSD do not apply to this application.

PERMIT CONDITIONS

Permit Condition 799 will be revised as follows (databank version tracked):

COND# 799 -----

S863 LPG Vaporizer System

1. ~~Permittee/The~~ Owner/Operator shall ensure that S863 is not ~~to be~~ operated simultaneously with the LPG vaporizer located at #5 gas plant.
(Basis: cumulative increase)
2. ~~Permittee/The~~ Owner/Operator shall ensure that, ~~in the~~ pressure relief valve on spare LPG Vaporizer ~~abatement of S863 is~~ connected to, the flare and is ~~shall be operated~~ only for emergency use ~~purposes~~.

(Basis: cumulative increase)

RECOMMENDATION

It is recommended that an Administrative Change in Condition 799 be granted to Tesoro for:

S-863 LPG Vaporizing System

By: _____
Arthur Valla
Senior Air Quality Engineer

April 1, 2008

Application 17500 S802 FCCU Consent Decree Conditions

**ENGINEERING EVALUATION
Tesoro Refining and Marketing Company
PLANT NO. 14628
APPLICATION NO. 17500**

BACKGROUND

Tesoro Refining and Marketing Company is applying for a change of conditions for the following existing source:

S-802 Fluid Catalytic Cracker Unit (FCCU) abated by S-901 No. 7 CO Boiler, 668 MMBtu/hr, fired on refinery fuel gas and FCCU flue gas and A-30 Electrostatic Precipitator

Tesoro is a party of a 'Consent Decree', which technically is:

Case No. SA-05-CA-0569-RF; United States of America v. Valero Refining Company – California, et al in the United States District Court, Western District of Texas, San Antonio Division, Lodged 6/15/2005, Entered 11/23/2005.

Paragraph 36 required Tesoro to submit an application with the District to impose NOx emission limits for the FCCU. Tesoro satisfied this requirement with Application 15212 and the NOx requirements were added to Condition 11433. Application 15212 also proposed that the Consent Decree FCCU limits on CO, SO2, and particulate and opacity be also included in Condition 11433. Consequently, Application 15212 added Parts 7-12 to Condition 11433.

The purpose of this application is to clarify Condition 11433, by editing parts, and adding additional monitoring and reporting parts, as follows:

COND# 11433 -----

S802 FCCU Fluid Catalytic Cracker
S901 No. 7 Boiler
Permit Condition ID 11433 S-802 and S-901, the
FCCU/CO Boiler Plant.

Administratively Revised via Application 19647
(March 2009) Consolidation of Bubble Condition 4357
with Condition 8077

1. The FCCU/CO Boiler Plant, Sources S-802/S-901, shall be abated at all times of operation by the electrostatic precipitator A-30 operating properly as designed. (basis: cumulative increase, BACT, offsets)
2. Total emissions to the atmosphere from the FCCU/CO Boiler Plant, Sources S-802/S-901, shall not exceed the following limits in any calendar year.
PM/PM10 151.5 ton/year
POC 5.8 ton/year
NOx 354.4 ton/year
SO2 1335.5 ton/year
CO 121.9 ton/year
(basis: cumulative increase, BACT, offsets)

2A. The owner/operator shall continuously monitor and record SO₂ and NO_x emissions exiting A30 to determine compliance with Part 2. Any new CEMs shall be reviewed and pre-approved the District Source Test Manager. (basis: cumulative increase, BACT)

2B. ~~Effective June 1, 2004, t~~The owner/operator shall install a continuous opacity monitor to ensure that the emission is not greater than 20% opacity for a period or periods aggregating more than three minutes in any hour when the boiler ~~is~~ is burning CO gas from the FCCU. (Basis: Regulation 6-1-302)

3. All new hydrocarbon vapor pressure relief valves associated with this project shall be vented to the refinery flare gas recovery system. (basis: cumulative increase, BACT, offsets)
4. To demonstrate compliance with the emission limits of part 2 above and Condition ID 8077, part B2, the Owner/Operator shall monitor and calculate all emissions, in lb/day, of NO_x, CO, POC, PM/PM₁₀, and SO₂, associated with the FCCU/CO Boiler Plant, S-802 and S-901, and summarize and report these emissions to the District on a monthly basis, in accordance with the procedures and requirements specified in Condition ID 8077, part B5. (basis: cumulative increase, BACT, offsets)
5. The Owner/Operator may submit for District review approved source test data to develop new emission factors for CO and precursor organic compounds, POC, to be used as alternatives to the emission factors specified in Permit No. 22769 (the No. 3 HDS Permit), if it can be shown that the new data are more representative of actual emissions. (basis: cumulative increase, offsets)
6. The Owner/Operator shall maintain a District approved file containing all measurements, records, charts, and other data which are required to be collected pursuant to the various provisions of this conditional permit, as well as all other data and calculations necessary to determine the emissions from the emission points covered by this permit, according to the procedures specified in Permittee/Owner/Operator's Permit No. 22769 (the No. 3 HDS Permit). This material shall be kept available for District staff inspection for a period of at least 5 years following the

date on which such measurements, records or data are made or recorded. (basis: cumulative increase, offsets, BACT)

7. NOx concentration emission limits from the FCCU Regenerator shall not exceed 20 ppmvd at 0% O2, measured as a 365-calendar day rolling average, and 40 ppmvd at 0% O2, measured as a 7-calendar day rolling average, as determined prior to commingling with other streams. (basis: ~~EPA-Consent Decree Paragraph 35~~)

8. SO2 concentration emission limits from the FCCU shall not exceed 25 ppmvd at 0% O2, measured as a 365-calendar day rolling average, and 50 ppmvd at 0% O2, measured as a 7-calendar day rolling average. (basis: ~~EPA-Consent Decree Paragraph 82~~)

9. CO emissions from the FCCU shall not exceed 500 ppmvd at 0% O2, measured as a one-hour block average. (basis: ~~EPA-Consent Decree Paragraph 94, 40 CFR Part 60, Subpart J~~)

10. Particulate concentration emissions limits from the FCCU shall not exceed 1 pound per 1000 pounds of coke burned (front half only according to Method 5B or 5F, as appropriate), measured as a one-hour average over three performance test runs. (basis: ~~EPA-Consent Decree Paragraph 95, 40 CFR Part 60, Subpart J~~)

11. The FCCU Regenerator (S-802) shall be an affected facility under 40 CFR 60 Subpart J for carbon monoxide (CO), opacity, particulate matter and sulfur oxides (SO2) and the Owner/Operator shall comply with all applicable provisions of 40 CFR 60 Subparts A and J for FCCU Regenerators. The NSPS Subpart J limits for NOx, SO2, CO, opacity, and particulate matter ~~limits in parts 7-10,~~ shall not apply during periods of startup, shutdown or malfunction of the FCCU or malfunction of the applicable control equipment, ~~if any.~~ (basis: ~~EPA-Consent Decree Paragraphs 99, 102, 107A~~ and 110)

12. The FCCU short-term NOx limit in Part 7 (40 ppmvd at 0% O2, measured as a 7-calendar day rolling average and the short-term SO2 limit in Part 8 (50 ppmvd at 0% O2, measured as a 7-calendar day rolling average ~~limits in parts 7-10~~ shall not apply during periods of FCCU feed hydrotreater outage, including startup, shutdown or malfunction of the hydrotreater. During hydrotreater outages, startup, shutdown or malfunction, Tesoro shall comply with the FCCU Feed Hydrotreater Outage Plan. (basis: ~~EPA-Consent Decree Paragraph 85~~)

In addition, this application proposes to delete Part 3 because this condition was a PSV requirement for the Authority to Construct and was completed during the project.

Lastly, this application proposes to add the following additional 4 monitoring and reporting parts to Condition 11433:

- 13. The Owner/Operator shall use NO_x and O₂ CEMS (located on the FCCU Regenerator S-802 outlet prior to commingling with other streams) to demonstrate compliance with the NO_x emissions in Part 7. The CEMS shall be installed, certified, calibrated, operated and maintained in accordance with the applicable provisions of 40 CFR 60.13 and 40 CFR 60, Appendices A, B and F. (Basis: Consent Decree Paragraphs 61, 62)**
- 14. The Owner/Operator of S-802 shall use SO₂ and O₂ CEMS to demonstrate compliance with the SO₂ emissions in Part 8. The CEMS shall be installed, certified, calibrated, operated and maintained in accordance with the applicable provisions of 40 CFR 60.13 and 40 CFR 60, Appendices A, B and F. (Basis: Consent Decree Paragraphs 90, 91)**
- 15. The Owner/Operator of S-802 is exempt from notification requirements in accordance with 40 CFR 60, Subparts A and J, including without limitation 40 CFR 60.7, with respect to the provisions of 40 CFR Part 60, Subparts A and J, as such requirements relate to CO, opacity, particulate matter and SO₂ emissions from FCCU regenerators. (Basis: Consent Decree Paragraphs 100 and 108)**
- 16. The Owner/Operator shall conduct the accuracy tests listed below on any CEMS used to comply with this permit condition unless that CEMS is otherwise subject to the requirements of NSPS Subparts A and J. These accuracy tests are allowed in lieu of the requirements of Part 60, Appendix F, Paragraphs 5.1.1, 5.1.3, and 5.1.4. (Basis: Consent Decree paragraphs 62, 90, 101 and 109)**
 - a. Conduct either a RAA or a RATA on each CEMS at least once every three (3) years.**
 - b. Conduct a CGA on each CEMS each calendar quarter during which a RAA or a RATA is not performed.**
 - c. Conduct a FAT, as defined in BAAQMD regulations or procedures, if desired, in lieu of any required RAA or CGA.**

The changes and additions are reasonable. The removal of "EPA" from the bases is acceptable because even though the EPA undoubtedly had a role, the actual party to the Consent Decree is the Department of Justice. Removal of the NSPS Subpart J from selected bases is acceptable because it is actually the Consent Decree that requires the provision. The removal of Part 3 is similar to the deletions approved in Application 18861, the administrative change in conditions for fugitive emission conditions.

The additional parts are acceptable since they are additional requirements of the Consent Decree that were not included in Application 15212.

However, there is one provision in the additions that cannot be approved at this time. In Part 13, the application proposes to specify the location of the NO_x CEM on the outlet of the FCCU Regenerator, prior to the CO Boiler (highlighted and boldface above). The basis of the NO_x limit is in the Consent Decree, Section V.A., and paragraph 35:

V. NO_x EMISSION REDUCTIONS FROM FCCUs

Program Summary: Valero will implement a program to limit NO_x emissions from its FCCU regenerators and CO boilers and from the Corpus Christi West HOC by achieving a system-wide average of unit-specific NO_x concentration emission limits for each of the FCCUs and the Corpus Christi West HOC subject to this Part V and by implementing certain emission control systems or otherwise satisfying NO_x emission standards at the Houston, Paulsboro, St. Charles, Texas City and Wilmington Refineries, all of which are located in or near areas designated as in nonattainment with the ozone NAAQS. Tesoro will implement emission control technologies or techniques to reduce NO_x emissions from the Golden Eagle Refinery to 20 ppm, measured as a 365-day rolling average.

A. Golden Eagle

35. By no later than September 30, 2006, Tesoro shall implement emission control technologies or techniques to reduce NOx emissions from the Golden Eagle FCCU to concentration emission limits no greater than 20 ppmvd, measured as a 365-day rolling average, and 40 ppmvd, measured as a 7-day rolling average, both at 0% O₂, as determined prior to commingling with other streams.

During the EPA audit in June 2008, EPA disagreed with the interpretation that the NOx limit in paragraph 35, that is qualified with "...as determined prior to commingling with other streams" means the limit applies prior to the CO Boiler. EPA considers the CO Boiler (S-901) to be an integral part of S-802 FCCU. S-901 and S-802 are part of the same superstructure, and the owner/operator cannot operate one without the other. Thus EPA considers the NOx limit applicable at the discharge of the CO Boiler. EPA considers the 'commingling' clause to mean other streams downstream of the CO Boiler. A recent call to Pat Foley, the auditor from EPA HQ, confirmed that this position has not changed. However, the audit findings and report has not been released yet, so once this issue is formally resolved, there may be an administrative change to Condition 11433, Part 13.

EMISSIONS

As described in the "Background" above, the Consent Decree requires Tesoro to submit an application for additional emission limits to their permits. This application only clarifies the requirements or adds additional requirements. There will be no increase in emissions.

PLANT CUMULATIVE INCREASE

The cumulative increase for this application is ZERO for all pollutants.

TOXIC RISK SCREEN ANALYSIS

Toxic emissions will not increase as a result of this application. Therefore, a risk screening analysis is not required.

STATEMENT OF COMPLIANCE

The compliance of S-802 FCCU will remain unchanged by this application. The owner/operator of S-802 FCCU abated by S-901 Boiler and A-30 Electrostatic Precipitator shall comply with Regulation 6, Rule 1 (Particulate Matter and Visible Emissions Standards) and Reg. 9-1-301 (Inorganic Gaseous Pollutants: Sulfur Dioxide for Limitations on Ground Level Concentrations). Thus for any period aggregating more than three minutes in any hour, there should be no visible emission as dark or darker than No. 1 on the Ringlemann Chart (Regulation 6-1-301) and no visible emission to exceed 20% opacity (Regulation 6-1-302). The owner/operator is subject to Regulation 9 Rule 10: Nitrogen Oxides and Carbon Monoxide from Boilers, Steam Generators, and Process Heaters in Petroleum Refineries. The owner/operator of S-901 CO Boiler is subject to one of the following (except during startup and shutdown): 1) emissions of NOx not to exceed 150 ppmvd at 3% O₂ based on an operating-day average as per Regulation 9-10-304.1 or 2) emissions of NOx to be controlled by an emission control system with an efficiency of at least 50% by weight as per Regulation 9-10-304.2. The owner/operator is also subject to the emission limit for CO of 400 ppmvd at 3% O₂ based on an operating-day average as per Regulation 9-10-305. The owner/operator is subject to the record keeping requirements of Regulation 9-10-504 and the reporting requirements of Regulation 9-10-505.

The owner/operator remains subject to, and is expected to be in compliance with, the National Emission Standards for Hazardous Pollutants for Petroleum Refineries: Catalytic Cracking Units, Catalytic Reforming Units, and Sulfur Recovery Units, 40 CFR 63 Subpart UUU for S-802.

The owner/operator remains subject to, and is expected to be in compliance with 40 CFR, Part 60, Subparts A and J.

This application does not trigger Offsets, BACT or PSD.

PERMIT CONDITIONS

Condition 11433 will be revised as detailed above, including the deletion of Part 3. The 'clean' version, with added application information and a Consent Decree reference, will be as follows:

COND# 11433 -----

S802 FCCU Fluid Catalytic Cracker

S901 No. 7 Boiler

Permit Condition ID 11433 S-802 and S-901, the FCCU/CO Boiler Plant.

Administratively Revised via Application 15212 (March 2007) Added Consent Decree Parts 7 through 12.

Administratively Revised via Application 19647 (March 2009) Consolidation of Bubble Condition 4357 with Condition 8077

Administratively Revised via Application 17500 (June 2009) Clarification of Consent Decree Requirements, adding Parts 13 – 16.

Note: The 'Consent Decree' referenced in this condition is:

Case No. SA-05-CA-0569-RF; United States of America v. Valero Refining Company – California, et al in the United States District Court, Western District of Texas, San Antonio Division, Lodged 6/15/2005, Entered 11/23/2005.

1. The FCCU/CO Boiler Plant, Sources S-802/S-901, shall be abated at all times of operation by the electrostatic precipitator A-30 operating properly as designed. (basis: cumulative increase, BACT, offsets)

2. Total emissions to the atmosphere from the FCCU/CO Boiler Plant, Sources S-802/S-901, shall not exceed the following limits in any calendar year.

PM/PM10 151.5 ton/year

POC 5.8 ton/year

NOx 354.4 ton/year

SO2 1335.5 ton/year

CO 121.9 ton/year

(basis: cumulative increase, BACT, offsets)

2A. The owner/operator shall continuously monitor and record SO2 and NOx emissions exiting A30 to determine compliance with Part 2. Any new CEMs shall be reviewed and pre-approved the District Source Test Manager. (basis: cumulative increase, BACT)

2B. The owner/operator shall install a continuous opacity monitor to ensure that the emission is not greater than 20% opacity for a period or periods aggregating more than three minutes in any hour when the boiler is burning CO gas from the FCCU. (Basis: Regulation 6-1-302)

3. Deleted. (All new hydrocarbon vapor pressure relief valves associated with this project are vented to the refinery flare gas recovery system.)

4. To demonstrate compliance with the emission limits of part 2 above and Condition ID 8077, part B2, the Owner/Operator shall monitor and calculate all emissions, in lb/day, of NOx, CO, POC, PM/PM10, and SO2, associated with

the FCCU/CO Boiler Plant, S-802 and S-901, and summarize and report these emissions to the District on a monthly basis, in accordance with the procedures and requirements specified in Condition ID 8077, part B5. (basis: cumulative increase, BACT, offsets)

5. The Owner/Operator may submit for District review approved source test data to develop new emission factors for CO and precursor organic compounds, POC, to be used as alternatives to the emission factors specified in Permit No. 22769 (the No. 3 HDS Permit), if it can be shown that the new data are more representative of actual emissions. (basis: cumulative increase, offsets)

6. The Owner/Operator shall maintain a District approved file containing all measurements, records, charts, and other data which are required to be collected pursuant to the various provisions of this conditional permit, as well as all other data and calculations necessary to determine the emissions from the emission points covered by this permit, according to the procedures specified in Permittee/Owner/Operator's Permit No. 22769 (the No. 3 HDS Permit). This material shall be kept available for District staff inspection for a period of at least 5 years following the date on which such measurements, records or data are made or recorded. (basis: cumulative increase, offsets, BACT)

7. NO_x concentration emission limits from the FCCU Regenerator shall not exceed 20 ppmvd at 0% O₂, measured as a 365-calendar day rolling average, and 40 ppmvd at 0% O₂, measured as a 7-calendar day rolling average, as determined prior to commingling with other streams. (basis: Consent Decree Paragraph 35)

8. SO₂ concentration emission limits from the FCCU shall not exceed 25 ppmvd at 0% O₂, measured as a 365-calendar day rolling average, and 50 ppmvd at 0% O₂, measured as a 7-calendar day rolling average. (basis: Consent Decree Paragraph 82)

9. CO emissions from the FCCU shall not exceed 500 ppmvd at 0% O₂, measured as a one-hour block average. (basis: Consent Decree Paragraph 94)

10. Particulate concentration emissions limits from the FCCU shall not exceed 1 pound per 1000 pounds of coke burned (front half only according to Method 5B or 5F, as appropriate), measured as a one-hour average over three performance test runs. (basis: Consent Decree Paragraph 95)

11. The FCCU Regenerator (S-802) shall be an affected facility under 40 CFR 60 Subpart J for carbon monoxide (CO), opacity, particulate matter and sulfur oxides (SO₂) and the Owner/Operator shall comply with all applicable provisions of 40 CFR 60 Subparts A and J for FCCU Regenerators. The NSPS Subpart J limits for SO₂, CO, opacity, and particulate matter shall not apply during periods of startup, shutdown or malfunction of the FCCU or malfunction of the applicable control equipment. (basis: Consent Decree Paragraphs 99, 102, 107A and 110)

12. The FCCU short-term NO_x limit in Part 7 (40 ppmvd at 0% O₂, measured as a 7-calendar day rolling average and the short-term SO₂ limit in Part 8 (50 ppmvd at 0% O₂, measured as a 7-calendar day rolling average shall not apply during periods of FCCU feed hydrotreater outage, including startup, shutdown

or malfunction of the hydrotreater. During hydrotreater outages, startup, shutdown or malfunction, Tesoro shall comply with the FCCU Feed Hydrotreater Outage Plan. (basis: Consent Decree Paragraph 85)

13. The Owner/Operator shall use NOx and O2 CEMS to demonstrate compliance with the NOx emissions in Part 7. The CEMS shall be installed, certified, calibrated, operated and maintained in accordance with the applicable provisions of 40 CFR 60.13 and 40 CFR 60, Appendicies A, B and F. (Basis: Consent Decree Paragraphs 61, 62)

14. The Owner/Operator of S-802 shall use SO2 and O2 CEMS to demonstrate compliance with the SO2 emissions in Part 8. The CEMS shall be installed, certified, calibrated, operated and maintained in accordance with the applicable provisions of 40 CFR 60.13 and 40 CFR 60, Appendicies A, B and F. (Basis: Consent Decree Paragraphs 90, 91)

15. The Owner/Operator of S-802 is exempt from notification requirements in accordance with 40 CFR 60, Subparts A and J, including without limitation 40 CFR 60.7, with respect to the provisions of 40 CFR Part 60, Subparts A and J, as such requirements relate to CO, opacity, particulate matter and SO2 emissions from FCCU regenerators. (Basis: Consent Decree Paragraphs 100 and 108)

16. The Owner/Operator shall conduct the accuracy tests listed below on any CEMS used to comply with this permit condition unless that CEMS is otherwise subject to the requirements of NSPS Subparts A and J. These accuracy tests are allowed in lieu of the requirements of Part 60, Appendix F, Paragraphs 5.1.1, 5.1.3, and 5.1.4. (Basis: Consent Decree paragraphs 62, 90, 101 and 109)

- a. Conduct either a RAA or a RATA on each CEMS at least once every three (3) years.
 - b. Conduct a CGA on each CEMS each calendar quarter during which a RAA or a RATA is not performed.
 - c. Conduct a FAT, as defined in BAAQMD regulations or procedures, if desired, in lieu of any required RAA or CGA.

RECOMMENDATION

Issue a condition change to Tesoro Refining and Marketing Company for the following sources:

S-802 Fluid Catalytic Cracker Unit (FCCU) abated by S-901 No. 7 CO Boiler, 668 MMBtu/hr, fired on refinery fuel gas and FCCU flue gas and A-30 Electrostatic Precipitator

By: _____
 Arthur Valla
 Senior Air Quality Engineer

 June 12, 2009

Application 17537, Refinery Tanks Change in Conditions
ENGINEERING EVALUATION
Tesoro Refining and Marketing Company
PLANT NO. 14628
APPLICATION NO. 17537

BACKGROUND

As part of the Title V renewal efforts, Tesoro Refining and Marketing Company is submitting several applications to clarify, correct and/or clean up the permit. This is one of those applications, an administrative change in conditions, to remove conditions that are 1.) Redundant with District regulations or 2.) Authority to Construct conditions satisfied for past projects. The conditions and sources subject to this application are summarized in the following table:

Condition	Source(s)	Source Description	Type of Change
5000	S-705	External Floating Roof (EFR) Tank	Archive entire condition – Redundant with or less stringent than Regulation 8, Rule 5
5933	S-279	Internal floating Roof (IFR) Tank	
5944	S-642	EFR Tank	
5957	S-26	EFR Tank	
7144	S-601	IFR Tank	
8516	S-313, S-315	IFR Tanks	
8517	S-641, S-707	EFR Tanks	
8636	S-33, 134, 135, 638, 640, 692, 706, 708, 709, 710 and 711	EFR Tanks	
11707	S-696	IFR Tank	
11897	S-701	EFR Tank	
12368	S-316	IFR Tank	
13282	S-1421	EFR Tank	AC requirement Part 3 satisfied at startup
13725	S-651	EFR Tank	Archive entire condition – Redundant with 8-5
17477	S-1461, 1463, 1464 and 1465	EFR Tanks	AC requirement Parts A3, A4, C3, C4, D3 & E3 satisfied at startup
19762	S-775, S-1484	IFR Tank and Oily Water Separator Pressure Vessel	AC requirement Parts A3, A4 and B2 satisfied at startup.
20099	S-532	Fixed Roof Tank, Abated	AC requirement Part 2 satisfied at startup.
20520	S-1485	IFR Tank	AC requirement Parts 3 and 4 satisfied at startup.

21393	S-871	EFR Tank	AC requirement Part 3 satisfied at startup.
-------	-------	----------	---

The changes proposed by this application are appropriate and consistent with practices at another refinery, where the redundant and AC conditions were removed from the Title V permit during the initial draft efforts, and then transferred to databank when the Title V permit was issued. Detailed rationale for these changes follows:

External Floating Roof Tanks

The following EFR Tank conditions will be archived:

5000, 5944, 5957, 8517, 8636, 11897 and 13725.

With the exception of 13725, all of these conditions have two Parts.

- Part 1 states that the tank seals must comply with the requirements of Regulation 8, Rule 5. 5944-1, 8517-1, 8636-1 and 11897-1 require the primary and secondary seals to meet the “design specifications and seal gap requirements of 8-5 for an EFR tank with welded shell and metallic show primary seal and secondary wiper seal.” 5000-1 and 5957-1 only require the secondary seal to comply specifically with Regulation 8-5-322. 13725-1 states S-651 must meet all requirements of 8-5 for storage of organic liquid in an EFR Tank.
- Part 2 requires an initial and periodic certification of the seal gap measurements. 5000-2 and 5977-2 limit the certification requirement to the secondary seal, requiring initial and annual certifications. The remaining Part 2’s require initial certification for both primary and secondary seals, including future replacements, and annual certifications for secondary seals and 5-year certifications for primary seals. These requirements are less stringent than the current requirements of Regulation 8, Rule 5. Regulation 8-5-401 requires any installed or repaired primary or secondary seal to be inspected, and the entire circumference of both the primary and secondary seal of EFR tanks to be inspected twice annually (more often if the Enhanced Monitoring Program 8-5-411 applies). The inspection reports will serve as the ‘certification’ requirement. Regulation 8-5-501 requires records of seal repair/replacements to be retained for 10 years (as a Title V facility, other records are required to be retained for 5 years).

All of the requirements of these EFR Tank conditions are covered by Regulation 8, Rule 5 and are unnecessary to ensure emissions from the affected sources are in compliance. Therefore, archiving these conditions is justified and acceptable.

Internal Floating Roof Tanks

The following IFR Tank conditions will be archived:

5933, 7144, 8516, 11707, and 12368.

All of these conditions have two Parts.

- Part 1 requires that the tank seals meet the design specifications and seal gap requirements of Regulation 8, Rule 5. 5933-1 and 8516-1 specify a riveted shell, while 7714-1 and 11707-1 specify a welded shell, but all four do not give specific regulations to meet. 12368-1 has slightly different text that requires the seals meet the design criteria of Regulations 8-5-306, 8-5-320, 8-5-321 and 8-5-322. Note that 8-5-306 is an error since it does not have seal design criteria (Requirements for Approved Emission Control Systems).
- Part 2 requires an initial and periodic certification of the seal gap measurements. All of the Part 2's require a certification within 30 days of any installation or replacement of a seal. The periodic certification is required every 10 years, except 12368-2 requires a 5-year frequency for the primary seal of S-316. These requirements are less specific, if not less stringent, than the current requirements of Regulation 8, Rule 5. Regulation 8-5-402 requires any installed or repaired primary or secondary seal to be inspected, the entire circumference of the secondary seal (primary seal if no secondary seal installed) and the fittings of IFR tanks to be inspected twice annually (more often if the Enhanced Monitoring Program 8-5-411 applies), and the entire circumference of both the primary and secondary seals to be inspected every 10 years. The inspection reports will serve as the 'certification' requirement. Regulation 8-5-501 requires records of seal repair/replacements to be retained for 10 years (as a Title V facility, other records are required to be retained for 5 years). The only questionable item is 5-year frequency of the S-316 primary seal specified in 12368-2. However, it is arguable that this requirement is another 12368 error (the first is 8-5-306 addressed in Part 1 above), or at least inadvertently reversed with the secondary seal – it does not make sense to inspect the primary seal every 5 years and the secondary seal every 10 years.

All of the requirements of these IFR Tank conditions are covered by Regulation 8, Rule 5 and are unnecessary to ensure emissions from the affected sources are in compliance. Therefore, archiving these conditions is justified and acceptable.

Completed Authority to Construct Conditions

The following conditions have been satisfied and will be deleted:

13282-3

17477-A3, A4, C3, C4, D3 and E3

19762-A3, A4 and B2

20099-2**20520-3 and 4****21393-3**

All of these conditions address the design of the new tank of vessel being installed.

There are several general categories:

- EFR Tank design criteria with a list of fitting control techniques (13282-3).
- EFR Tank design criteria specifying welded design, type of seals, roof penetrations, adjustable roof leg and slotted guide pole (17477-A3 and C3, 19762-A3, and 20520-3).
- EFR Tank deck fitting counts, most with allowances for final design adjustments to meet offset requirements (17477-A4, C4, D3 and E3, 19762-A4, 20520-4 and 21393-3). For some of these fitting counts the actual numbers were reported and are documented in the application file. For the remainder, Tesoro completed an audit. The audit was documented in a letter dated 6/25/08 and confirmed the final fitting counts for S-775, S-1461, S-1463, S-1464 and S-1465 were less than the fitting counts specified in the Authority to Construct condition. The audit also confirmed the control technology specified in the S-1421 Condition 13282-3 (the top bullet).
- Oil-Water Separator Vapor Tight design requirements (19762-B2 and 20099-2).

All of these design criteria were satisfied during the construction and verification was provided either when the applications were granted permits to operate or by the Tesoro Audit referred to above. The following table summarizes the basis for the deletions:

Application	Source	Year	Condition	Comments
11395	S-1421	1995	13282	2008 audit confirmed control technology.
669	S-1461, S-1463, S-1464 and S-1465	2001	17477	Original Evaluation Aug00, Offsets finalized 8/8/02, 2008 audit confirmed fitting counts.
4579	S-775 and S-1484	2001 and 2002	19762	Original Evaluation Jul02, Offsets finalized 8/8/02, 2008 audit confirmed fitting counts for S-775 (S-1484 is a pressure vessel).
6201	S-532	2004	20099	Destruction efficiency

Application	Source	Year	Condition	Comments
				of Vapor Recovery Source Tested Oct03 with results > 99.9%
6674	S-1485	2004	20520	Original Evaluation Aug04, Final fitting counts included in application and Offsets finalized 12/6/04
9129	S-871	2007	21393	Original Evaluation Apr04, Final fitting counts included in application and Offsets finalized 1/14/07

EMISSIONS SUMMARY

There are no increases in emissions associated with this application. This application only cleans up permit conditions to remove redundant and obsolete conditions.

STATEMENT OF COMPLIANCE

There will be no change in the compliance of the associated equipment. All sources will remain in compliance with Regulation 8, Rule 5, BACT, NSPS, Toxics and Offsets.

This application is exempt from CEQA per 2-1-312.1: Permit applications to modify permit conditions for existing or permitted sources or facilities that do not involve any increases in emissions or physical modifications.

NESHAPS and PSD do not apply to this application.

PERMIT CONDITIONS

The following Permit Conditions will be deleted entirely because all parts are covered by District regulations as discussed above:

~~COND# 5000~~

~~Conditions For Storage Tank S 705 Secondary Seal:~~

~~1. The secondary seal installed on storage tank S 705 must meet the criteria of Regulation 8-5, Sections 322. (basis: Reg. 8-5, cumulative increase)~~

~~2. To verify compliance with Condition #1 above, the owner/operator of S 705 shall submit to the District, within 30 days of installation of the secondary seal, a written report of the seal condition including certification of actual gap measurements between the tank shell and seal surface. This certification shall be submitted to the District on an annual basis. The time interval between certifications shall not exceed 15 months. (basis: Reg. 8-5, cumulative increase)~~

~~COND# 5933~~

~~S 279 Tank A 279~~

~~Permit Conditions For S 279, Internal Floating Roof Storage Tank:~~

~~1. Permittee/Owner/Operator shall ensure that the floating roof and primary and secondary seals installed on storage tank S 279 meet the design specifications and seal gap requirements of District Regulation 8, Rule 5 for an internal floating roof tank with riveted shell and metallic shoe primary seal and secondary wiper seal. (basis: Regulation 8-5, cumulative increase)~~

~~2. To verify compliance with Condition #1 above, the Permittee/Owner/Operator of S 279 shall submit to the District within 30 days of installation or replacement of any primary or secondary seals, a written report of the seal condition including certification of actual gap measurements between the tank shell and seal surface. Permittee/Owner/Operator shall ensure that, for each seal, the time interval between such certifications shall not exceed 10 years. (basis: Regulation 8-5, cumulative increase)~~

~~COND# 5944~~

~~S642 Tank A 642~~

~~Permit Conditions For S 642, External Floating Roof Storage Tank:~~

- ~~1. Permittee/Owner/Operator shall ensure that the floating roof and primary and secondary seals installed on storage tank S 642 meet the design specifications and seal gap requirements of District Regulation 8, Rule 5 for an external floating roof tank with welded shell and metallic shoe primary seal and secondary wiper seal. (basis: Regulation 8 5, cumulative increase)~~
- ~~2. To verify compliance with Condition #1 above, Permittee/Owner/Operator of S 642 shall submit to the District within 30 days of installation or replacement of any primary or secondary seals, a written report of the seal condition including certification of actual gap measurements between the tank shell and seal surface. For secondary seals, this certification shall be submitted to the District on an annual basis. Permittee/Owner/Operator shall ensure that the time interval between such certifications does not exceed 15 months. For primary seals, Permittee/Owner/Operator shall ensure that the certification is submitted to the District at least once every 5 years. (basis: Regulation 8 5, cumulative increase)~~

~~COND# 5957~~

~~S 26 Tank A 26~~

~~Tesoro Refining and Marketing Company, Application #6724~~

- ~~1. Permittee/Owner/Operator shall ensure that the secondary seal installed on storage tank S 26 meets criteria of District Regulation 8, Rule 5, Section 322. (basis: Regulation 8 5, cumulative increase)~~
- ~~2. To verify compliance with Condition #1 above, Permittee/Operator/Operator of S 26 shall submit to the District, within 30 days of installation of the secondary seal, a written report of the seal condition including certification of actual gap measurements between the tank shell and seal surface. Permittee/Owner/Operator shall ensure that this certification is submitted to the District on an annual basis. Permittee/Owner/Operator shall ensure that the time interval between certifications does not exceed 15 months. (basis: Regulation 8 5, cumulative increase)~~

~~COND# 7144~~

~~S601 Tank A 601~~

~~Permit conditions for S 601, internal floating roof storage tank:~~

- ~~1. Permittee/Owner/Operator shall ensure that the floating roof and primary and secondary seals installed on storage tank S 601 meet the design specifications and~~

~~seal gap requirements of District Regulation 8, Rule 5,
for an internal floating roof tank with welded shell and
metallic shoe primary seal and secondary wiper seal.
(basis: cumulative increase, Regulation 8-5)~~

- ~~2. To verify compliance with Condition #1 above,
Permittee/Owner/Operator of S 601 shall submit to the
District within 30 days of installation or replacement
of any primary or secondary seals, a written report of
the seal condition including certification of actual gap
measurements between the tank shell and seal surface.
For each seal, the time interval between such
certifications shall not exceed 10 years.
(basis: cumulative increase, Regulation 8-5)~~

~~COND# 8516~~

~~313 Tank A 313
315 Tank A 315~~

~~Permit conditions for S 313 and S 315, internal floating
roof storage tanks:~~

- ~~1. The floating roofs and primary and secondary seals
installed on storage tanks S 313 and S 315 must meet the
design specifications and seal gap requirements of
strict Regulation 8, Rule 5 for an internal floating
roof tank with riveted shell and metallic shoe primary
seal and secondary wiper seal.
(basis: cumulative increase, Regulation 8-5)~~
- ~~2. To verify compliance with Condition #1 above, the
owner/operator of S 313 and S 315 shall submit to the
District within 30 days of installation or replacement
of any primary or secondary seals, a written report of
the seal condition including certification of actual gap
measurements between the tank shell and seal surface.
For each seal, the time interval between such
certifications shall not exceed 10 years.
(basis: cumulative increase, Regulation 8-5)~~

~~COND# 8517~~

~~Permit conditions for S 641 and S 707, external floating
roof storage tanks:~~

- ~~1. Permittee/Owner/Operator shall ensure that the floating
roofs and primary and secondary seals installed on
storage tanks S 641 and S 707 meet the design
specifications and seal gap requirements of District
Regulation 8, Rule 5 for an external floating roof tank
with welded shell and metallic shoe primary seal and
secondary wiper seal.
(basis: Regulation 8-5)~~
- ~~2. To verify compliance with Condition #1 above, the
Permittee/Owner/Operator of S 641 and S 701 shall submit~~

~~to the District within 30 days of installation or replacement of any primary or secondary seals, a written report of the seal condition including certification of actual gap measurements between the tank shell and seal surface. For secondary seals, Permittee/Owner/Operator shall ensure that this certification is submitted to the District on an annual basis. Permittee/Owner/Operator shall ensure that the time interval between such certifications does not exceed 15 months. For primary seals, Permittee/Owner/Operator shall ensure that the certification is submitted to the District at least once every 5 years.~~

~~(basis: Regulation 8-5)~~

~~COND# 8636~~

~~Permit conditions for S 33, S 135, S 638, S 640, S 692, S 709, S 710, S 711, S 706, and S 708, external floating roof storage tanks:~~

~~1. The floating roofs and primary and secondary seals installed on storage tanks S 33, S 135, S 640, S 692, S 709, S 710, S 711, S 706, and S 708 must meet the design specifications and seal gap requirements of District Regulation 8, Rule 5 for an external floating roof tank with welded shell and metallic shoe primary seal and secondary wiper seal.~~

~~(basis: Regulation 8-5, cumulative increase)~~

~~2. To verify compliance with Condition #1 above, the owner/operator of S 33, S 135, S 640, S 692, S 709, S 710, S 711, S 706, and S 708 shall submit to the District within 30 days of installation or replacement of any primary or secondary seals, a written report of the seal condition including certification of actual gap measurements between the tank shell and seal surface. For secondary seals, this certification shall be submitted to the District on an annual basis. The time interval between such certifications shall not exceed 15 months. For primary seals, the certification shall be submitted at least once every 5 years. (basis: Regulation 8-5, cumulative increase)~~

~~COND# 11707~~

~~Permit conditions for S 696, internal floating roof storage tank:~~

~~1. The floating roof and primary and secondary seals installed on storage tank S 696, must meet the design specifications and seal gap requirements of District Regulation 8, Rule 5, for an internal floating roof tank with welded shell and metallic shoe primary seal and secondary wiper seal.~~

~~(basis: cumulative increase, Regulation 8-5)~~

~~2. To verify compliance with Condition #1 above, the~~

~~owner/operator of S 696 shall submit to the District within 30 days of installation or replacement of any primary or secondary seals, a written report of the seal condition including certification of actual gap measurements between the tank shell and seal surface. For each seal, the time interval between such certifications shall not exceed 10 years. (basis: cumulative increase, Regulation 8 5)~~

~~COND# 11897~~

~~S701 Tank A 701~~

~~Permit conditions for S 701, external floating roof storage tank:~~

- ~~1. The floating roof and primary and secondary seals installed on storage tank S 701 must meet the design specifications and seal gap requirements of District Regulation 8, Rule 5 for an external floating roof tank with welded shell and metallic shoe primary seal and secondary wiper seal. (basis: Regulation 8 5)~~
- ~~2. To verify compliance with Condition #1 above, the owner/operator of S 701 shall submit to the District within 30 days of installation or replacement of any primary or secondary seals, a written report of the seal condition including certification of actual gap measurements between the tank shell and seal surface. For secondary seals, this certification shall be submitted to the District on an annual basis. The time interval between such certifications shall not exceed 15 months. For primary seals, the certification shall be submitted at least once every 5 years. (basis: Regulation 8 5))~~

~~COND# 12368~~

~~Permit conditions for S 316, internal floating roof storage tank:~~

- ~~1. The primary and secondary seals installed on storage tank S 316, must meet the design criteria of District Regulation 8 5 306 and 8 5 320. In addition, the primary seal and secondary seals on storage tank S 316 must meet the design specifications and seal gap requirements for riveted tank with metallic shoe seals of District Regulation 8 5 321 and 8 5 322, respectively. (basis: Regulation 8 5)~~
- ~~2. To verify compliance with Condition #1 above, the owner/operator of S 316 shall submit to the District within 30 days of installation or replacement of any primary or secondary seals, a written report of the seal condition including certifiating of actual gap measurements between the tank shell and seal surface.~~

~~For secondary seals, this certification shall be submitted to the District at least every 10 years. For primary seals, the certification shall be submitted at least every 5 years.
(basis: Regulation 8-5)~~

~~COND# 13725
Permit conditions for S-651, external floating roof storage tank, A/N 14080, Plant # 13:~~

~~1. Source S-651 must meet all requirements of District Regulation 8, Rule 5 for storage of organic liquid in an external floating roof tank.
(basis: Regulation 8-5)~~

The remaining conditions listed on Page 1 will be revised as follows:

COND# 13282 -----

The following conditions shall apply to source S-1421 whenever non-exempt organic materials are stored in the tank.

1. The throughput of all materials at S-1421 (Tank 757) shall not exceed 2,490,000 barrels during any consecutive 12-month period, unless the owner/operator can show, through monthly recordkeeping and District-approved calculations, that total precursor organic compound emissions from S-1421 (Tank 757) organic liquid storage tank do not exceed 1.033 tons during any consecutive 12 month period.
(basis: cumulative increase, offsets)
2. The owner/operator may store hydrocarbon materials other than light end saturated diesel, gasoline (RVP=7), provided the following three criteria are met:
 - a. the true vapor pressure of the alternate material is not greater than gasoline with RVP=7,
 - b. the increase in toxic risk from the tank does not exceed the District's toxic screening levels, and;
 - c. the owner/operator has applied for and received prior written approval for the alternative material(s). The request shall include an analysis of toxic emission increases when appropriate.
(basis: cumulative increase, toxics)

~~3. Deleted. Compliance with the tank design criteria was verified in a 2008 audit for Application 11395. External floating roof tank S-757 shall have liquid mounted primary seals and zero gap secondary seals.~~

~~There shall be no ungasketed roof fittings, as described below. Except for roof legs, each roof fitting shall be of the design which yields the minimum roof fitting losses (per EPA Compilation of Air Pollution Emission Factors, AP 42, Supplement E, Section 12.3.2, Table 12.3-11). The following list indicates the type of control required for a variety of typical roof fittings. Roof fitting control techniques not included in this list shall be subject to District approval, prior to installing the roof on the tank.~~

Fitting Type	Control Technique
Access hatch	Bolted cover, gasketed
Guide pole / Well	Slotted guide pole; gasketed, sliding cover, w/ float and Sleeve
Gauge float well	Bolted cover, gasketed Gauge hatch
Sample well	Weighted mechanical actuation, gasketed
Vacuum breaker	Weighted mechanical actuation, gasketed
Roof drain	Roof drain does not drain water into product
Roof leg	Adjustable, with vapor seal boots or taped
Rim vent	Weighted mechanical actuation, gasketed
(basis: cumulative increase, BACT, offsets)	

4. To demonstrate compliance with the above conditions, the following records shall be kept on site and made available for District inspection for a period of 5 years from the date on which a record was made.
 - a. The type of organic liquid stored and the dates that the organic liquids were stored.
 - b. The monthly tank throughput for each material stored on the tank surface.

(basis: cumulative increase, toxics, Regulation 8-5, offsets)

COND# 17477 -----

S-1461 External Floating Roof Tank; Capacity:
 240,000 BBL,
 Storing: Crude Oil

A1) Permittee/Owner/Operator shall ensure that the total throughput of all VOC/petroleum materials to S-1461 does not exceed 50,000,000 barrels (2,100,000,000 gallons) during any 12 consecutive month period. (basis: cumulative increase, toxics)

A2) Permittee/Owner/Operator shall ensure that the true vapor pressure of each and all VOC/petroleum materials throughput to and/or stored in S-1461 is less than or equal to 10 psia.

(basis: cumulative increase)

~~A3) Deleted. Compliance with the tank design criteria was verified when S-1461 was granted a Permit to Operate in 2001 via Application 669.~~

~~Permittee/Owner/Operator shall ensure that S-1461 is of welded construction, that its primary seal is a liquid mounted mechanical shoe seal, that its secondary seal is a zero gap rim mounted seal, that all roof penetrations are gasketed, that each adjustable roof leg is fitted with a vapor seal boot, that each slotted guide pole is equipped with a float and a wiper seal and a pole sleeve. (basis: BACT, Regulation 8-5, cumulative increase, toxics, NSPS, Regulation 10 Subpart Kb)~~

~~A4) Deleted. Final fitting count was verified for S-1461 in a 2008 audit. Offsets were adjusted in August 2002 via Application 669.~~

~~Because the District's emission calculation for S 1461 is based, in part, on the Permittee's disclosure that S 1461 will be equipped with the following deck fittings, in the number indicated in parenthesis: access hatch (1) automatic gauge float well (1) roof drain (1) adjustable roof leg (80) slotted guide pole sample well (1) vacuum breaker (2)~~

~~Permittee/Owner/Operator shall ensure that, if after construction of S 1461, the actual deck fitting type and/or count is different from what is described above, then the permit will be amended to account for these changes and the Permittee/Owner/Operator will provide additional offsets, consistent with the changes, as required by the District. (basis: cumulative increase, toxics, offsets)~~

A5) VOC/petroleum material other than Crude Oil may be throughput to or stored at S-1461, if all of the following are satisfied:

1. the storage of each material complies with all other conditions applicable this source
2. the storage of each material complies with all other applicable regulatory requirements
3. the Permittee/Owner/Operator creates and maintains District approved records which demonstrate to the District's satisfaction that no toxin listed in Table 2-5-1 is emitted from S-1461 in an amount in excess of the toxin's respective trigger level set forth in Table 2-5-1.

(basis: cumulative increase, toxics)

A6) On a monthly basis, the Permittee/Owner/Operator shall record the throughput of each VOC/petroleum material

throughput to S-1461, in gallon or barrel units, by name (e. g., Kerosene, Crude Oil, Jet A) in a District approved log for each month and each rolling 12 consecutive month period. The District approved log shall be retained on site for not less than 5 years from date of last entry and be made available to District staff upon request.
(basis: cumulative increase, toxics)

S-1462 External Floating Roof Tank; Capacity:
240,000 BBL,
Storing: Crude Oil or HDS Gas Oil

B1) The total throughput of all VOC/petroleum materials to S 1462 shall not exceed 50,000,000 barrels (2,100,000,000 gallons) during any 12 consecutive month period. (basis: cumulative increase, toxics)

B2) The true vapor pressure of each and all VOC/petroleum materials throughput to and/or stored in S-1462 shall be less than or equal to 10 psia.
(basis: cumulative increase)

B3) S-1462 shall be of welded construction, its primary seal shall be a liquid mounted mechanical shoe seal, its secondary seal shall be a zero gap rim mounted seal, all roof penetrations shall be gasketed, each adjustable roof leg shall be fitted with a vapor seal boot, each slotted guide pole shall be equipped with a float and a wiper seal and a pole sleeve.
(basis: BACT, Regulation 8-5, cumulative increase, toxics, NSPS, Regulation 10 Subpart Kb)

B4) The District's emission calculation for S-1462 is based, in part, on the Permittee's disclosure that S-1462 will be equipped with the following deck fittings, in the number indicated in parenthesis: access hatch (1) automatic gauge float well (1) roof drain (1) adjustable roof leg (68) slotted guide pole-sample well (1) vacuum breaker (2)

If after construction of S-1462, the actual deck fitting type and/or count is different from what is described above, then the permit will be amended to account for these changes and the Permittee/Owner/Operator will provide additional offsets, consistent with the changes, as required by the District.
(basis: cumulative increase, toxics, offsets)

B5) VOC/petroleum material other than Crude Oil or HDS Gas Oil may be throughput to or stored at S-

1462, if all of the following are satisfied:

- a) the storage of each material complies with all other conditions applicable to this source
- b) the storage of each material complies with all other applicable regulatory requirements
- c) the Permittee/Owner/Operator creates and maintains District approved records which demonstrate to the District's satisfaction that no toxin listed in Table 2-5-1 is emitted from S-1462 in an amount in excess of the toxin's respective trigger level set forth in Table 2-5-1.

(basis: cumulative increase, toxics)

B6) On a monthly basis, the Permittee/Owner/Operator shall record the throughput of each VOC/petroleum material throughput to S-1462, in gallon or barrel units, by name (e. g., Kerosene, Crude Oil, Jet A) in a District approved log for each month and each rolling 12 consecutive month period. The District approved log shall be retained on site for not less than 5 years from date of last entry and be made available to District staff upon request.

(basis: cumulative increase, toxics)

S-1463 External Floating Roof Tank, Capacity:
240,000 BBL,
Storing: Crude Oil or HDS Gas Oil

C1) Permittee/Owner/Operator shall ensure that the total throughput of all VOC/petroleum materials to S-1463 does not exceed 50,000,000 barrels (2,100,000,000 gallons) during any 12 consecutive month period. (basis: cumulative increase, toxics)

C2) Permittee/Owner/Operator shall ensure that the true vapor pressure of each and all VOC/petroleum materials throughput to and/or stored in S-1463 is less than or equal to 10 psia.

(basis: cumulative increase)

C3) Deleted. Compliance with the tank design criteria was verified when S-1463 was granted a Permit to Operate in 2001 via Application 669.

~~Permittee/Owner/Operator shall ensure that S-1463 is of welded construction, that its primary seal is a liquid mounted mechanical shoe seal, that its secondary seal is a zero gap rim mounted seal, that all roof penetrations are gasketed, that each adjustable roof leg is fitted with a vapor seal boot, that each slotted guide pole shall be equipped with a float and a wiper seal and a pole sleeve.~~

~~(basis: BACT, Regulation 8-5, cumulative increase, toxics, NSPS, Regulation 10 Subpart Kb)~~

~~C4) Deleted. Final fitting count for S-1463 was verified in a 2008 audit. Offsets were adjusted in August 2002 via Application 669.~~

~~The District's emission calculation for S-1463 is based, in part, on the Permittee's disclosure that S-1463 will be equipped with the following deck fittings, in the number indicated in parenthesis: access hatch (1) automatic gauge float well (1) roof drain (1) adjustable roof leg (80) guide pole sample well (1) vacuum breaker (2)~~

~~If after construction of S-1463, the actual deck fitting type and/or count is different from what is described above, then the permit will be amended to account for these changes and the Permittee/Owner/Operator will provide additional offsets, consistent with the changes, as required by the District.~~

~~(basis: cumulative increase, toxics, offsets)~~

C5) VOC/petroleum material other than Crude Oil or HDS Gas Oil may be throughput to or stored at S-1463, if all of the following are satisfied:

- a) the storage of each material complies with all other conditions applicable to this source
- b) the storage of each material complies with all other applicable regulatory requirements
- c) the Permittee/Owner/Operator creates and maintains District approved records which demonstrate to the District's satisfaction that no toxin listed in Table 2-5-1 is emitted from S-1463 in an amount in excess of the toxin's respective trigger level set forth in Table 2-5-1.

(basis: cumulative increase, toxics)

C6) On a monthly basis, the Permittee/Owner/Operator shall record the throughput of each VOC/petroleum material throughput to S-1463, in gallon or barrel units, by name (e. g., Kerosene, Crude Oil, Jet A) in a District approved log for each month and each rolling 12 consecutive month period. The District approved log shall be retained on site for not less than 5 years from date of last entry and be made available to District staff upon request.

(basis: cumulative increase, toxics)

S-1464 External Floating Roof Tank, Capacity:
100,000 BBL,
Storing: Jet A or Diesel or Kerosene

D1) The total throughput of all VOC/petroleum materials to S-1464 shall not exceed 10,000,000 barrels (420,000,000 gallons) during any 12

consecutive month period. (basis: cumulative increase, toxics)

D2) The true vapor pressure of each and all VOC/petroleum materials throughput to and/or stored in S-1464 shall be less than or equal to 0.2 psia. (basis: cumulative increase)

~~D3) Deleted. Final fitting count was verified for S-1464 in a 2008 audit. Offsets were adjusted in August 2002 via Application 669.~~

~~The District's emission calculation for S-1464 is based, in part, on the Permittee's disclosure that S-1464 will be equipped with the following deck fittings, in the number indicated in parenthesis: access hatch (1) automatic gauge float well (1) roof drain (1) adjustable roof leg (50) slotted guide pole sample well (1) vacuum breaker (2)~~

~~If after construction of S-1464, the actual deck fitting type and/or count is different from what is described above, then the permit will be amended to account for these changes and the Permittee/Owner/Operator will provide additional offsets, consistent with the changes, as required by the District.~~

~~(basis: cumulative increase, toxics, offsets)~~

D4) VOC/petroleum material other than Jet A or Diesel or Kerosene may be throughput to or stored at S-1464, if all of the following are satisfied:

- a) the storage of each material complies with all other conditions applicable to this source
- b) the storage of each material complies with all other applicable regulatory requirements
- c) the Permittee/Owner/Operator creates and maintains District approved records which demonstrate to the District's satisfaction that no toxin listed in Table 2-5-1 is emitted from S-1464 in an amount in excess of the toxin's respective trigger level set forth in Table 2-5-1.

(basis: cumulative increase, toxics)

D5) On a monthly basis, the Permittee/Owner/Operator shall record the throughput of each VOC/petroleum material throughput to S-1464, in gallon or barrel units, by name (e. g., Kerosene, Crude Oil, Jet A) in a District approved log for each month and each rolling 12 consecutive month period. The District approved log shall be retained on site for not less than 5 years from date of last entry and be made available to District staff upon request.

(basis: cumulative increase, toxics)

S-1465 External Floating Roof Tank, Capacity:
100,000 BBL,
Storing: Jet A or Diesel or Kerosene

E1) Permittee/Owner/Operator shall ensure that the total throughput of all VOC/petroleum materials to S-1465 does not exceed 10,000,000 barrels (420,000,000 gallons) during any 12 consecutive month period. (basis: cumulative increase, toxics)

E2) Permittee/Owner/Operator shall ensure that the true vapor pressure of each and all VOC/petroleum materials throughput to and/or stored in S-1465 is always less than or equal to 0.2 psia.
(basis: cumulative increase)

~~E3) Deleted. Final fitting count was verified for S-1465 in a 2008 audit. Offsets were adjusted in August 2002 via Application 669.~~

~~The District's emission calculation for S-1465 is based, in part, on the Permittee's disclosure that S-1465 will be equipped with the following deck fittings, in the number indicated in parenthesis: access hatch (1) automatic gauge float well (1) roof drain (1) adjustable roof leg (50) slotted guide pole sample well (1) vacuum breaker (2)~~

~~If after construction of S-1465, the actual deck fitting type and/or count is different from what is described above, then the permit will be amended to account for these changes and the Permittee/Owner/Operator will provide additional offsets, consistent with the changes, as required by the District.
(basis: cumulative increase, toxics, offsets)~~

E4) VOC/petroleum material other than Jet A, Diesel, or Kerosene may be throughput to or stored at S-1465, if all of the following are satisfied:

- Permittee/Owner/Operator ensures that the storage of each material complies with all other conditions applicable to this source
- Permittee/Owner/Operator shall ensure that the storage of each material complies with all other applicable regulatory requirements
- the Permittee/Owner/Operator creates and maintains District approved records which demonstrate to the District's satisfaction that no toxin listed in Table 2-5-1 is emitted from S-1465 in an amount in excess of the toxin's respective trigger level set forth in Table 2-5-1.

(basis: cumulative increase, toxics)

E5) On a monthly basis, the Permittee/Owner/Operator shall record the throughput of each VOC/petroleum material throughput to S-1465, in gallon or barrel units, by name (e. g., Kerosene, Crude Oil, Jet A) in a District approved log for each month and each rolling 12 consecutive month period. The District approved log shall be retained on site for not less than 5 years from date of last entry and be made available to District staff upon request.
(basis: cumulative increase, toxics)

COND# 19762 -----

Permit Application #4579

S-775 Internal Floating Roof Tank; Capacity: 109,000 BBL,
Storing: Gasoline

A1. Permittee/Owner/Operator shall ensure that the total throughput of all VOC/petroleum materials to S-775 does not exceed 11,336,000 barrels during any 12 consecutive month period.

(basis: cumulative increase, toxics, offsets)

A2. Permittee/Owner/Operator shall ensure that the true vapor pressure of each and all VOC/petroleum materials throughput to and/or stored in S-775 is always less than or equal to 11 psia.

(basis: cumulative increase, toxics, offsets)

A3. Deleted. Compliance with the tank design criteria was verified when S-775 was granted a Permit to Operate in 2001 via Application 4579.

~~Permittee/Owner/Operator shall ensure that S 775 is of welded construction, that its primary seal is a District approved liquid mounted mechanical shoe seal, that its secondary seal is a District approved zero gap rim mounted seal, that all roof penetrations at S 775 are gasketed, that each adjustable roof leg at S 775 is fitted with a District approved vapor seal boot, that each slotted guide pole is equipped with a District approved float and wiper seal and pole sleeve.~~

~~(basis: BACT, Regulation 8 5, cumulative increase, toxics, NSPS, Regulation 10, Subpart Kb, offsets)~~

A4. Deleted. Final fitting count was verified for S-775 in a 2008 audit for Application 4579.

~~Permittee/Owner/Operator shall ensure that S 775 is equipped with ONLY the following fittings, in the number indicated in parenthesis:~~

~~access hatch (1)
radar level detector at access hatch (1)
automatic gauge float well (1)
roof drain (1)
adjustable roof leg (84)~~

~~_____ slotted guide pole sample well (1)
 _____ vacuum breaker (2)
 _____ (basis: cumulative increase, toxics, offsets)~~

- A5. VOC/petroleum material other than Gasoline may be throughput to or stored at S-775, if in doing so, Permittee/Owner/Operator complies with each and all of the following:
- the Permittee/Owner/Operator shall ensure that the storage of each material complies with all other conditions applicable this source.
 - the Permittee/Owner/Operator shall ensure the storage of each material complies with all other applicable regulatory requirements applicable to this source.
 - the Permittee/Owner/Operator shall ensure that it creates and maintains accurate and factual District approved records that demonstrate to the District's satisfaction that no toxin listed in Table 2-5-1 is emitted from S-775 in an amount in excess of the toxin's respective trigger emission level set forth in Table 2-5-1.

(basis: cumulative increase, toxics, offset)

- A6. On a monthly basis, in a District approved log, the Permittee/Owner/Operator shall record the throughput of each VOC/petroleum material throughput to S-775, in gallon or barrel units, by name (e.g., naphtha, Jet A, gasoline) for each month and for each rolling 12 consecutive month period. The Permittee/Owner/Operator shall ensure that the District approved log is retained on site for not less than 5 years from date of last entry, and that it is be made available to District staff upon request.

(basis: cumulative increase, toxics, offsets)

S-1484 Oil Water Separator; Pressure Vessel;
 Volume: 1350 Gallons, Capacity: 286 BPH
 abated by A-14 Vapor Recovery

- B1) Permittee/Owner/Operator shall ensure that the total throughput of all VOC/petroleum materials to S-1484 does not exceed 2,505,360 barrels during any 12 consecutive month period.

(basis: cumulative increase, toxics, offsets)

~~B2) Deleted. Compliance with the vessel vapor tight design criteria was verified when S-1484 was granted a Permit to Operate in 2002 via Application 4579.~~

~~Permittee/Owner/Operator shall ensure that S-1484 is of welded construction and that S-1484 is vapor tight. Vapor tight has the same meaning as set forth in Regulation 8, Rule 8.
 _____ (basis: Regulation 8-8, cumulative increase, toxics, offsets)~~

B3) Notwithstanding any provision of District regulations allowing for the malfunction of A-14 due to a valid breakdown at No. 1 Gas Plant vapor recovery compressor(s), Permittee/Owner/Operator shall ensure that S-1484 is abated by A-14 at all times that S-1484 is operated and at all times that S-1484 contains VOC/petroleum materials.
(basis: Regulation 8-8, cumulative increase, toxics, offsets)

B4) On a monthly basis, in a District approved log, the Permittee/Owner/Operator shall record the throughput of liquid material throughput to S-1484, in gallon or barrel units, for each month and for each rolling 12 consecutive month period. The Permittee/Owner/Operator shall ensure that the District approved log is retained on site for not less than 5 years from date of last entry, and that it is be made available to District staff upon request.
(basis: cumulative increase, toxics, offsets)

COND# 20099 -----

Application 6201 (November 2002), Condition updated after Start-up (December 2004).

S-532 Oil Water Separator; Tank 532, modified to operate as an Oil Water Separator; Volume: 630K Gallons, Capacity: 286 BPH abated by A-14 Vapor Recovery System

1) Permittee/Owner/Operator shall ensure that the total throughput of all VOC/petroleum materials to S-532 does not exceed 2,505,360 barrels during any 12 consecutive month period. (basis: cumulative increase, toxics, BACT, offsets)

2) ~~Compliance with the tank vapor tight design criteria was verified when S-532 was granted a Permit to Operate in 2004 via Application 6201. Permittee/Owner/Operator shall ensure that S-532 is of welded construction and that S-532 meaning as set forth in Regulation 8, Rule 8. (basis: Regulation 8-8, cumulative increase, toxics, offsets, BACT)~~

3) Notwithstanding any provision of District regulations allowing for the malfunction of A-14 due to a valid breakdown at No. 1 Gas Plant vapor recovery compressor(s), Permittee/Owner/Operator shall ensure that S-532 (excluding the pressure vacuum relief valve vent), including the pressure

vent at S-532, is abated by A-14 at all times that S-532 is operated and at all times that S-532 contains VOC/petroleum materials. (basis: BACT, Regulation 8-8, cumulative increase, toxics, offsets)

4) Permittee/Owner/Operator shall ensure that VOC/POC emissions from S-532 that are ducted to A-14 are abated with a destruction efficiency of at least 98 percent, by weight, as measured across the combustion device(s) burning (the vapors from the) 40 Pound Fuel Gas system. (basis: BACT)

5) Not more than 120 days after the start-up of S-532 pursuant to Authority to Construct #6201, Permittee/Owner/Operator shall conduct a District approved source test at each of the following sources:

S-908 No. 8 Furnace @ No. 3 Crude Unit
S-909 No. 9 Furnace @ No. 1 Feed Prep.
S-912 No. 12 Furnace @ No. 1 Feed Prep.
S-913 No. 13 Furnace @ No. 2 Feed Prep.

to measure for each source each of the following:

- the fuel feed rate in pounds/hr
- the POC emission rate at the stack
- the flue gas flow rate in SCFM at the stack
- the oxygen content of the stack flue gas
- the destruction efficiency of POC/VOC as measured across the Furnace/combustion device

Permittee/Owner/Operator shall ensure that two copies of the results of the source testing along with related calculations and relevant process data are received by the District's Permit Services Division not more than 35 days following the date of the source test.

5A) Not more than 5 days after S-991 undergoes its first start-up subsequent to the first maintenance turnaround at the FCCU after December 31, 2002, Permittee/Owner/Operator shall ensure that a District approved source test is conducted at S-991 FCCU Preheat Furnace to measure each of the following:

- the fuel feed rate in pounds/hr
- the POC emission rate at the stack
- the flue gas flow rate in SCFM at the stack
- the oxygen content of the stack flue gas
- the destruction efficiency of POC/VOC as measured across the Furnace/combustion device

Permittee/Owner/Operator shall ensure that two copies of the results of the source testing along with

related calculations and relevant process data are received by the District's Permit Services Division not more than 35 days following the date of the source test. (basis: BACT)

6) To determine compliance with part 4, the owner/operator shall conduct a District approved source test at each of the following sources every 5 years in the year prior to the Title V Permit Renewal.

S-908 No. 8 Furnace @ No. 3 Crude Unit
S-909 No. 9 Furnace @ No. 1 Feed Prep.
S-912 No. 12 Furnace @ No. 1 Feed Prep.
S-913 No. 13 Furnace @ No. 2 Feed Prep.
S-991 FCCU Preheat Furnace

For each source, the owner/operator must measure the following:

- the fuel feed rate in pounds/hr
- the POC emission rate at the stack
- the flue gas flow rate in SCFM at the stack
- the oxygen content of the stack flue gas
- the stack temperature
- the destruction efficiency of POC as measured across the combustion device

The owner/operator shall submit individual copies of the results of the source tests (along with related calculations and process data) to the District's Engineering Division, Enforcement Division, and Source Test Division within 35 days of the source test.

(basis: Cumulative Increase, Toxic Risk Screen, Offsets, Regulation 1-238)

7) During periods of preventative maintenance on A-14 Vapor Recovery System not to exceed 36 hours per rolling consecutive 12 month period, Permittee/Owner/Operator shall ensure that there is no liquid flow into S-532 and that under no circumstances shall the preventative maintenance begin prior to 6:00 PM PST. During the preventative maintenance on A-14 Vapor Recovery System S-532 does not need to be abated by A-14. (basis: BACT)

8) On a monthly basis, in a District approved log, the Permittee/Owner/Operator shall record the throughput of liquid material throughput month and for each rolling 12 consecutive month period. The Permittee/Owner/Operator shall ensure that the District approved log is retained on site for not less than 5 years from date of last entry, and that it is made available to District staff upon request. (basis: cumulative increase, toxics, offsets)

9) On a monthly basis, in a District approved log, the Permittee/Owner/Operator shall record the time, date, duration, and reason for each instance during which S-532 is not abated by A-14. The Permittee/Owner/Operator shall ensure that the District approved log is retained on site for not less than 5 years from date of last entry, and that it is made available to District staff upon request. (basis: cumulative increase, toxics, offsets)

10) Upon start-up of S-532 pursuant to Authority to Construct #6201, Permittee/Owner/Operator shall ensure that S-46 Fixed Roof Tank, Capacity: 252K gal is not operated and is permanently taken out of service, additionally the Permit to Operate for S-46 shall become null and void. (basis: offsets)

COND# 20520 -----

S-1485 Internal Floating Roof Tank; Tank A-870,
Capacity: 130,000 BBL,
Storing: Gasoline Blending Components

1) Permittee/Owner/Operator shall ensure that the total throughput of all VOC/petroleum materials to S-1485 does not exceed 11,000,000 barrels during every 12 consecutive month period. (basis: cumulative increase, toxics, offsets)

2) Permittee/Owner/Operator shall ensure that the true vapor pressure of each and all VOC/petroleum materials throughput to and/or stored in S-1485 is always less than or equal to 11 psia. (basis: cumulative increase, toxics, offsets)

3) Deleted. Compliance with the tank design criteria was verified when S-1485 was granted a Permit to Operate in 2004 via Application 6674. Permittee/Owner/Operator shall ensure that
~~S 1485 is of welded construction, that its primary seal is a District approved liquid mounted mechanical shoe seal, that its secondary seal is a District approved zero gap rim mounted seal, that all roof penetrations at S 1485 are gasketted, that each adjustable roof leg at S 1485 is fitted with a District approved vapor seal boot, that each slotted guide pole is equipped with a District approved float and wiper seal and pole sleeve.~~
~~(basis: BACT, Regulation 8 5, cumulative increase, toxics, NSPS, Regulation 10 Subpart Kb, offsets)~~

4) ~~Deleted. Final fitting count was provided and offsets were adjusted in December 2004 via Application 6674. During permitting of S-1485, Permittee/Owner/Operator disclosed to the District that S-1485 will be equipped with the following fittings, in the number indicated in parenthesis:~~

~~access hatch (1)
gauge hatch sample well (1)
vacuum breaker (1)
slotted guide pole sample well (1)
ladder well (1)
automatic gauge float well (1)
adjustable roof leg (52)
SAAB radar level gauge or equivalent (1)~~

~~Not more than 30 days after Permittee/Owner/Operator first places any petroleum material into S-1485, Permittee/Owner/Operator shall ensure that the District's Permit Services Division is in receipt of a written notification disclosing by type, number, and name, each and all fittings situated at S-1485.~~

~~If, after construction of S-1485, the District determines that the fittings situated at S-1485 result in a POC emission rate that is excess of the amount of POC emissions offset by Permittee/Owner/Operator then, Permittee/Owner/Operator shall surrender to the District, District approved emission reduction credits of the type and amount specified by the District. Permittee/Owner/Operator shall ensure that the District is in receipt of the District approved emission credits not more than 30 days after receipt of the District's written request for the offsets.~~

~~Conversely, if the District's quantification of permitted emissions for S-1485 is less than the amount of District approved emission reduction credits offset by Permittee/Owner/Operator, then then the District shall refund to Tesoro the amount of credits the District determines to be due to Tesoro based on the District's quantification of permitted and offset emissions for S-1485.
(basis: cumulative increase, toxics, offsets)~~

5) Permittee/Owner/Operator shall ensure that no VOC/petroleum material other than heavy cracked naphtha, cat cracked heavy naphtha, heavy naphtha reformate, heavy catalytic reformed naphtha, medium reformate fractionator bottoms, stabilized reformate, FCC gasoline, and/or FCC Mercox product is throughput to or stored at S-1485, unless Permittee/Owner/Operator complies with each

and all of the following:

- a) the Permittee/Owner/Operator shall ensure that the storage of each material complies with all other conditions applicable this source.
- b) the Permittee/Owner/Operator shall ensure the storage of each material complies with all other applicable regulatory requirements applicable to this source.
- c) the Permittee/Owner/Operator shall ensure that it creates and maintains accurate and factual District approved records that demonstrate to the District's satisfaction that no toxin listed in Table 2-5-1 is emitted from S-1485 in an amount in excess of the toxin's respective trigger emission level set forth in Table 2-5-1.

(basis: cumulative increase, toxics, offset)

6) On a monthly basis, in a District approved log, the Permittee/Owner/Operator shall record the throughput of each VOC/petroleum material ~~throughput~~ to S-1485, in gallon or barrel units, by the material's MSDS name true name as disclosed on the material's MSDS (e.g., cat cracked heavy naphtha, medium reformat fractionator bottoms, stabilized reformat, FCC gasoline) for each month and for each rolling 12 consecutive month period. The Permittee/Owner/Operator shall ensure that the District approved log is retained on site for not less than 5 years from date of last entry, and that it is be made available to District staff upon request.

(basis: cumulative increase, toxics, offsets)

COND# 21393 -----

Application #9129 (April 2004)

S-871 Tank A-871, External Floating Roof, Capacity: 13,146K gallons, Crude and Low Sulfur Vacuum Gas Oil Storage

1) The total throughput at tank S-871 shall not exceed 20,000,000 barrels in any consecutive 12-month period.

(basis: Cumulative Increase, Toxic Risk Screen, BACT)

2) Materials stored in S-871 shall be limited to the following:

- a. Crude or low sulfur vacuum gas oil with a true vapor pressure less than 11 psia
- b. A liquid other than those specified above may be

stored in S-871, provided that both of the following criteria are met:

1. true vapor pressure must be less than 11 psia
2. POC emissions, based on the maximum throughput in part 1, do not exceed 15,904 pounds per year; and
3. toxic emissions in lbs/year, based on the maximum throughput in part 1, do not exceed any risk screening trigger level.

(basis: Cumulative Increase, Toxic Risk Screen)

~~3) Deleted. Final fitting count was provided and offsets were adjusted in January 2007 via Application 9129. The owner/operator disclosed to the District that~~

~~S 871 would be equipped with the following fittings:~~

- ~~Access Hatch (1)~~
- ~~Slotted Guide Pole (1)~~
- ~~Radar Gauge System (1)~~
- ~~Vacuum Breaker (1 12")~~
- ~~Roof Leg, Pontoon Area (40)~~
- ~~Roof Leg, Center Area (60)~~
- ~~Roof Drain, 90% closed (2)~~
- ~~Roof Drain, open to atmosphere (not hydrocarbon in tank) (1 6")~~

~~Within 30 days of loading any petroleum material into S 871, the owner/operator shall notify the District's Permit Evaluation Section in writing of the type and quantity of all fittings. If the District determines that the fittings at S 871 result in a POC emission rate in excess of the amount of POC emissions offset, then the owner/operator shall surrender District-approved emission reduction credits of the type and amount specified by the District. The emission reduction credits must be received by the District within 30 days after receipt of the District's written request for offsets. If the District's calculations of permitted emissions from S 871 are less than the emissions offset by the owner/operator, then the District shall refund the amount of credits that are in excess of emissions.~~

~~(basis: Cumulative Increase, Toxic Risk Screen, Offsets)~~

4) To determine compliance with the above conditions, the owner/operator shall maintain the following records and provide all of the data necessary to evaluate compliance with the above conditions, including, but not necessarily limited to, the following information:

- a. On a monthly basis, type and amount of liquids stored and true vapor pressure ranges of such liquids. These records shall be kept for at least 5 years.
- b. For external floating roof tanks, the

owner/operator who replaces all or part of a primary or secondary seal shall keep an accurate record of the length of seal replaced and the date(s) on which replacement occurred. These maintenance records shall be kept for at least 10 years.

All records shall be recorded in a District-approved log and made available for inspection by District staff upon request. These recordkeeping requirements shall not replace the recordkeeping requirements contained in any applicable District Regulations.

(basis: Cumulative Increase, Regulation 1-441, Regulation 8-5-501)

RECOMMENDATION

It is recommended that an Administrative Change in Conditions be granted to Tesoro for:

Condition	Source(s)	Source Description
5000	S-705	External Floating Roof (EFR) Tank
5933	S-279	Internal floating Roof (IFR) Tank
5944	S-642	EFR Tank
5957	S-26	EFR Tank
7144	S-601	IFR Tank
8516	S-313, S-315	IFR Tanks
8517	S-641, S-707	EFR Tanks
8636	S-33, 134, 135, 638, 640, 692, 706, 708, 709, 710 and 711	EFR Tanks
11707	S-696	IFR Tank
11897	S-701	EFR Tank
12368	S-316	IFR Tank
13282	S-1421	EFR Tank
13725	S-651	EFR Tank
17477	S-1461, 1463, 1464 and 1465	EFR Tanks
19762	S-775, S-1484	IFR Tank and Oily Water Separator Pressure Vessel
20099	S-532	Fixed Roof Tank, Abated
20520	S-1485	IFR Tank
21393	S-871	EFR Tank

By: _____

Arthur Valla
Senior Air Quality Engineer

July 9, 2008

Application 17712, Amorco Tanks Change in Conditions
ENGINEERING EVALUATION
Tesoro Refining and Marketing Company – Amorco Terminal
PLANT NO. 14629
APPLICATION NO. 17712

BACKGROUND

As part of the Title V renewal efforts, Tesoro Refining and Marketing Company is submitting several applications to clarify, correct and/or clean up the permit. This is one of those applications, an administrative change in conditions, to remove conditions that are 1.) Redundant with District regulations or 2.) Authority to Construct conditions satisfied for past projects. The conditions and sources subject to this application are summarized in the following table:

Condition	Source(s)	Source Description	Type of Change
10684	S-21, S-50	External Floating Roof Tanks	Archive entire condition – Redundant with or less stringent than Regulation 8, Rule 5
22455	S-19, S-21, S-30, S-49 and S-50	External Floating Roof Tanks	Delete Parts 3, 4 and 5 – Redundant with Regulation 8, Rule 18
			Delete Part 6 and 7– AC requirement satisfied at startup.

The changes proposed by this application are appropriate and consistent with practices at another refinery, where the redundant and AC conditions were removed from the Title V permit during the initial draft efforts, and then transferred to databank when the Title V permit was issued. Detailed rationale for these changes follows:

External Floating Roof Tanks – Regulation 8, Rule 5

EFR Tank Condition 10684 will be archived. This condition was created via 1994 Application 12615 when secondary seals were added to existing tanks.

- Part 1 states that the tank secondary seal must comply with the zero gap criteria of Regulation 8, Rule 5.
- Part 2 requires an initial, replacement and annual certification of the seal gap measurements. These requirements are less stringent than the current requirements of Regulation 8, Rule 5. Regulation 8-5-401 requires any installed or repaired primary

or secondary seal to be inspected, and the entire circumference of both the primary and secondary seal of EFR tanks to be inspected twice annually (more often if the Enhanced Monitoring Program 8-5-411 applies). The inspection reports will serve as the 'certification' requirement.

All of the requirements of these EFR Tank conditions are covered by Regulation 8, Rule 5 and are unnecessary to ensure emissions from the affected sources are in compliance. Therefore, archiving Condition 10684 is justified and acceptable.

External Floating Roof Tanks – Regulation 8, Rule 18

Parts 3, 4 and 5 of Condition 22455 will be deleted. This condition was created via 2005 Application 12592 when adding metering equipment and upgrading unloading pumps altered the Amorco Wharf.

- Part 3 requires the installation of BACT compliant valves such that fugitive organic emissions do not exceed 100 ppm.
- Part 4 requires the installation of BACT compliant flanges and connections such that fugitive organic emissions do not exceed 100 ppm.
- Part 5 requires the installation of BACT compliant pump seals such that fugitive organic emissions do not exceed 500 ppm.

Regulation 8, Rule 18, covers all of these fugitive emission requirements. Regulation 8-18-302 covers valves and limits organic emissions to 100 ppm. Regulation 8-18-304 covers connections and limits organic emissions to 100 ppm. Regulation 8-18-303 covers pumps and limits organic emissions to 500 ppm. All three parts are unnecessary to ensure organic emissions from the affected sources are in compliance. Therefore, deleting these condition parts are justified and acceptable.

Completed Authority to Construct Conditions

Part 6 of Condition 22455 will be deleted. This condition was created via 2005 Application 12592 when adding metering equipment and upgrading unloading pumps altered the Amorco Wharf. Part 6 requires that each Pressure Relief Valve (PRV) in hydrocarbon service be vented back to the process or to the refinery fuel gas system with a capture and destruction efficiency of at least 98%. There are no PRV's in gas service. There are 12 PRV's in liquid service, and each one discharges back to the process. Since all PRV's discharge back to the process, the requirements of Part 6 of Condition 22455 have been satisfied and Part 6 can be deleted.

Part 7 of Condition 22455 will be deleted. This part required that the new fugitive components associated with the Amorco Wharf Transfer and Metering Project be incorporated into the facility fugitive equipment monitoring and repair program. This requirement has been satisfied. Therefore, deleting Part 7 of Condition 22455 is justified and acceptable. Regulation 8-18-401 details the requirements of the ongoing refinery fugitive inspection program.

EMISSIONS SUMMARY

There are no increases in emissions associated with this application. This application only cleans up permit conditions to remove redundant and obsolete conditions.

STATEMENT OF COMPLIANCE

There will be no change in the compliance of the associated equipment. All sources will remain in compliance with Regulation 8, Rule 5.

This application is exempt from CEQA per 2-1-312.1: Permit applications to modify permit conditions for existing or permitted sources or facilities that do not involve any increases in emissions or physical modifications.

NESHAPS and PSD do not apply to this application.

PERMIT CONDITIONS

The following Permit Condition will be deleted entirely because all parts are covered by District regulations as discussed above:

~~COND# 10684~~

~~S21 Plant 12759~~

~~S50 Plant 12759~~

~~1. Permittee/Owner/Operator shall ensure that the secondary seals installed on storage tanks S-21 and S-50 meet the zero gap criteria of District Regulation 8, Rule 5. (basis: Regulation 8-5)~~

~~2. To verify compliance with Condition #1 above, the Permittee/Owner Operator of S-21 and S-50 shall submit to the District, within 30 days of installation or replacement of the secondary seals, a written report of the seal condition including certification of the actual gap measurements between the tank shell and seal surface. Permittee/Owner/Operator shall ensure that this written certification is submitted to the District on an annual basis. The time interval between certifications shall not exceed 15 months. (basis: Regulation 8-5)~~

In addition, Permit Condition 22455 will be revised as follows:

COND# 22455 -----

Application #12592 (August, 2005)
Amorco Transfer and Metering Project
Modified by Application 17712 (June, 2008)

Fugitive Components

1. Deleted. (The project final fugitive component count was provided June 28, 2007.)
2. Deleted. (The increase in total fugitive component emissions was offset in July, 2007.)
3. ~~The owner/operator shall install valves, in light hydrocarbon service, that are of District approved BACT compliant technology (bellows valves, diaphragm valves, live loaded valves, or the equivalent) such that fugitive organic emissions shall not exceed 100 ppm. (basis: BACT, Regulation 8-18, toxics risk screen)~~Deleted. (The Authority to Construct requirement to install BACT compliant valves was satisfied. Fugitive organic emissions less than 100 ppm is required by Regulation 8-18-302.)
4. ~~Deleted. (The Authority to Construct requirement to install BACT compliant flanges and connectors was satisfied. Fugitive organic emissions less than 100 ppm is required by Regulation 8-18-304.)~~The owner/operator shall install flanges and connectors, in light hydrocarbon service, that are of District approved BACT compliant technology (graphitic gaskets or the equivalent) such that fugitive organic emissions shall not exceed 100 ppm. (basis: BACT, Regulation 8-18, toxics risk screen)
5. ~~Deleted. (The Authority to Construct requirement to install BACT compliant pump seals was satisfied. Fugitive organic emissions less than 500 ppm is required by Regulation 8-18-303.)~~The owner/operator shall install pump seals, in light hydrocarbon service, that are of District approved BACT compliant technology (double mechanical seals with barrier fluid or the equivalent) such that fugitive organic emissions shall not exceed 500 ppm. (basis: BACT, Regulation 8-18, toxics risk screen)
6. ~~Deleted. (The Authority to Construct requirements for Pressure Relief Valves was satisfied.)~~The owner/operator shall ensure that each pressure relief valve installed in hydrocarbon service is vented back to the process or to the refinery fuel gas system with a capture and destruction efficiency of at least 98% by weight. (basis: BACT, Regulation 8-28, toxics risk screen)

~~7. Deleted. (The Authority to Construct requirement for fugitive emissions monitoring was satisfied.) In accordance with the provisions of Regulation 8-18, the owner/operator shall integrate all new fugitive equipment in organic service installed as part of the Amorco Wharf Transfer and Metering Project into the facility fugitive equipment monitoring and repair program. (basis: BACT, Regulation 8-18)~~

S-55 Amorco Wharf Terminal, Crude Oil, Diesel, Gas Oil,
Naphtha, Kerosene, Fuel Oils, 70,080,000 bbl/yr
S-19 Tank B-19, external floating roof, 3318K gal,
Crude
Oil, 70,080,000 bbl/yr limit applies to S-19, S-21,
S-
30, S-49, and S-50 combined
S-21 Tank B-21, external floating roof, 3276K gal,
Crude
Oil, Gasoline, 70,080,000 bbl/yr limit applies to S-
19,
S-21, S-30, S-49, and S-50 combined
S-30 Tank B-30, external floating roof, 3318K gal,
Crude
Oil, Gasoline, 70,080,000 bbl/yr limit applies to S-
19,
S-21, S-30, S-49, and S-50 combined
S-49 Tank B-49, external floating roof, 5964K gal,
Crude
Oil, 70,080,000 bbl/yr limit applies to S-19, S-21,
S-
30, S-49, and S-50 combined
S-50 Tank B-50, external floating roof, 5922K gas,
Crude
Oil, 70,080,000 bbl/yr limit applies to S-19, S-21,
S-
30, S-49, and S-50 combined

8. The owner/operator of S-55 Amorco Wharf Terminal shall not exceed a throughput of 70,080,000 barrels of crude oil per any consecutive 12 month period. (basis: cumulative increase, offsets, toxic risk screen)
9. The owner/operator of S-19, S-21, S-30, S-49, and S-50 Tanks shall not exceed a combined throughput of 70,080,000 barrels of crude oil per any consecutive 12 month period. (basis: cumulative increase, offsets, toxic risk screen)
10. The owner/operator shall not transfer any material received at the Amorco Wharf directly to another refinery via pipeline.

(basis: cumulative increase)

11. The owner/operator shall not ship crude from the Amorco Wharf.

(basis: cumulative increase)

12. The owner/operator shall maintain records, in a District approved log, for

- a. The date(s) and times at which the tank vessel arrived and departed from the marine terminal.
- b. The type and amount of organic liquid cargo unloaded.

All records shall be retained for a period of at least five years from the date of entry. This log shall be kept on site and made available to District staff upon request. (basis: cumulative increase, recordkeeping, Regulation 1-441)

RECOMMENDATION

It is recommended that an Administrative Change in Conditions be granted to Tesoro for:

Condition	Source(s)	Source Description
10684	S-21, S-50	External Floating Roof Tanks
22455	S-19, S-21, S-30, S-49 and S-50	External Floating Roof Tanks

By: _____
 Arthur Valla
 Senior Air Quality Engineer

 June 25, 2008

Application 17752, Consent Decree Requirements for Flares

ENGINEERING EVALUATION
Tesoro Refining and Marketing Company
PLANT NO. 14628
APPLICATION NO. 17752

BACKGROUND

In November 2005, Tesoro Refining and Marketing Company entered into a Clean Air Act Settlement with the U.S. Environmental Protection Agency and several state air quality agencies. This settlement is more commonly known as the “Consent Decree”. This settlement is formally known as Case No. SA-05-CA-0569-RF; United States of America v. Valero Refining Company – California, et al in the United States District Court, Western District of Texas, San Antonio Division, Lodged 6/15/2005, Entered 11/23/2005.

This application is related to some of the requirements in Part XII, Section C., Flaring Devices – NSPS Applicability. This Part C of the consent Decree is included as Appendix A of this evaluation. The requirement for this application is contained in a separate § 292, asw highlighted below:

292. Obtaining Permit Limits For Consent Decree Emission Limits That Become Effective After Date of Entry. As soon as practicable, but in no event later than ninety (90) days after the effective date or establishment of any emission limits and standards required by or under this Consent Decree, Valero or Tesoro, as appropriate, shall submit applications to the appropriate permitting authority to incorporate those emission limits and standards into federally enforceable minor or major new source review permits or other permits (other than Title V permits) which are federally enforceable. Following submission of the permit application, Valero or Tesoro, as appropriate, shall cooperate with the appropriate permitting authority by promptly submitting all information that such permitting authority seeks following its receipt of the permit application. Upon issuance of such permit or in conjunction with such permitting, Valero or Tesoro, as appropriate, shall file any applications necessary to incorporate the requirements of that permit into the Title V permit of the appropriate refinery.

This application is for a change in conditions for the Permit to Operate for the following sources:

S854 East Air Flare
S992 Emergency Flare
S1012 West Air Flare
S1517 Coker Flare

The standards in the Consent Decree that this application proposes to incorporate in the Permit to Operate are §§ 231, 233, 235, 238, 241, 263 and 264.

A. Selection of Flares

The Consent Decree lists 6 refinery flares in Appendix N:

Golden Eagle

East Air Flare
Tank 691 Safety Flare
West Air Flare
North Steam Flare
South Steam Flare
Emergency Flare

In § 238(a), Tesoro is required to accept NSPS applicability for at least 50% of these refinery flares. Tesoro has selected S-854, S-992 and S-1012 to satisfy this requirement. S-854 and S-992 were already subject to Subpart J based on their construction or modification dates. (Table IV-U in Revision 4 of the Title V Permit contains Subpart J as an applicable requirement, but only lists the 230 mg/dscm H₂S standard 60.104(a)(1). The continuous monitoring requirements of 60.105(a)(3) or 60.105(a)(4) are only shown in Table VII-R.)

The initial application included 3 flares: S-854, S-992 and S-1012. Tesoro added S1517 Coker Flare to the application since the Consent Decree require flares added after the effective date to be subject to the Consent Decree.

B. Selection of Subpart J Compliance Option

In § 235, Tesoro is required to select one or more of four methods to comply with NSPS Subpart J. Tesoro has selected option (a), Operate and maintain a flare gas recovery system. Selecting option (a) is consistent with § 233 that requires Tesoro to continue to operate the existing flare gas recovery system.

C. Monitoring Requirements

§ 235 further states that if chosen, then the flare gas recovery system obviates the H₂S continuous monitoring requirement in 40 CFR 60.105(a)(4) and the recordkeeping requirements of 60.7. For ease of understanding, 60.105 is shown here:

§ 60.105 Monitoring of emissions and operations.

(a) Continuous monitoring systems shall be installed, calibrated, maintained, and operated by the owner or operator subject to the provisions of this subpart as follows:

(1) For fluid catalytic cracking unit catalyst regenerators subject to §60.102(a)(2), an instrument for continuously monitoring and recording the opacity of emissions into the atmosphere. The instrument shall be spanned at 60, 70, or 80 percent opacity.

(2) For fluid catalytic cracking unit catalyst regenerators subject to §60.103(a), an instrument for continuously monitoring and recording the concentration by volume (dry basis) of CO emissions into the atmosphere, except as provided in paragraph (a)(2) (ii) of this section.

(i) The span value for this instrument is 1,000 ppm CO.

(ii) A CO continuous monitoring system need not be installed if the owner or operator demonstrates that the average CO emissions are less than 50 ppm (dry basis) and also files a written request for exemption to the Administrator and receives such an exemption. The demonstration shall consist of continuously monitoring CO emissions for 30 days using an instrument that shall meet the requirements of Performance Specification 4 of Appendix B of this part. The span value shall be 100 ppm CO instead of 1,000 ppm, and the relative accuracy limit shall be 10 percent of the average CO emissions or 5 ppm CO, whichever is greater. For instruments that are identical to Method 10 and employ the sample conditioning system of Method 10A, the alternative relative accuracy test procedure in §10.1 of Performance Specification 2 may be used in place of the relative accuracy test.

(3) For fuel gas combustion devices subject to §60.104(a)(1), an instrument for continuously monitoring and recording the concentration by volume (dry basis, zero percent excess air) of SO₂ emissions into the atmosphere (except where an H₂S monitor is installed under paragraph (a)(4) of this section). The monitor shall include an oxygen monitor for correcting the data for excess air.

(i) The span values for this monitor are 50 ppm SO₂ and 25 percent oxygen (O₂).

(ii) The SO₂ monitoring level equivalent to the H₂S standard under §60.104(a)(1) shall be 20 ppm (dry basis, zero percent excess air).

(iii) The performance evaluations for this SO₂ monitor under §60.13(c) shall use Performance Specification 2. Methods 6 or 6C and 3 or 3A shall be used for conducting the relative accuracy evaluations. Method 6 samples shall be taken at a flow rate of approximately 2 liters/min for at least 30 minutes. The relative accuracy limit shall be 20 percent or 4 ppm, whichever is greater, and the calibration drift limit shall be 5 percent of the established span value.

(iv) Fuel gas combustion devices having a common source of fuel gas may be monitored at only one location (i.e., after one of the combustion devices), if monitoring at this location accurately represents the SO₂ emissions into the atmosphere from each of the combustion devices.

(4) In place of the SO₂ monitor in paragraph (a)(3) of this section, an instrument for continuously monitoring and recording the concentration (dry basis) of H₂S in fuel gases before being burned in any fuel gas combustion device.

(i) The span value for this instrument is 425 mg/dscm H₂S.

(ii) Fuel gas combustion devices having a common source of fuel gas may be monitored at only one location, if monitoring at this location accurately represents the concentration of H₂S in the fuel gas being burned.

(iii) The performance evaluations for this H₂S monitor under §60.13(c) shall use Performance Specification 7. Method 11, 15, 15A, or 16 shall be used for conducting the relative accuracy evaluations.

As shown above, 60.105(a)(4) is an H₂S monitoring requirement that can be used in place of the SO₂ monitoring requirement of 60.105(a)(3). The Consent Decree is silent on the SO₂ monitoring requirements of 60.105(a)(3). Therefore continuous SO₂ monitoring could be interpreted to still be a requirement. However, since SO₂ monitoring from an elevated flare is impractical, it is assumed that the Consent Decree intended to obviate monitoring for both H₂S and SO₂.

D. Applicability of the 60.104(a)(1) H₂S 230 mg/dscm (0.10 gr/dscf) Standard

The Subpart J 60.104(a)(1) H₂S standard is shown here:

60.104 Standards for sulfur oxides.

Each owner or operator that is subject to the requirements of this subpart shall comply with the emission limitations set forth in this section on and after the date on which the initial performance test, required by §60.8, is completed, but not later than 60 days after achieving the maximum production rate at which the affected facility will be operated, or 180 days after initial startup, whichever comes first.

(a) No owner or operator subject to the provisions of this subpart shall:

(1) Burn in any fuel gas combustion device any fuel gas that contains hydrogen sulfide (H₂S) in excess of 230 mg/dscm (0.10 gr/dscf). The combustion in a flare of process upset gases or fuel gas that is released to the flare as a result of relief valve leakage or other emergency malfunctions is exempt from this paragraph.

In § 241 of the Consent Decree, the flaring of process upset gases or fuel gas that is a result of relief valve leakage or other emergency malfunctions is exempt from the requirement to comply with 60.104(a)(1) H₂S Standard:

241. The combustion in a Flaring Device of process upset gases or fuel gas that is released to the Flaring Device as a result of relief valve leakage or other emergency malfunctions is exempt from the requirement to comply with 40 C.F.R. § 60.104(a)(1).

Process Upset Gas is not defined in the Consent Decree, but is defined in Subpart J 60.101(e):

- (e) Process upset gas means any gas generated by a petroleum refinery process unit as a result of start-up, shut-down, upset or malfunction.

E. MACT Subpart A 63.11 Control Device Requirements.

40 CFR 63.11 is the general Control Device requirements. 63.11 is included as an applicable requirement in current (Revision 4) Title V Table IV-U for S-854 and S-992. The application proposes new Section IV table that does not include 63.11. The application states that 63.11 does not apply because the flare is not a control device. However, the flare is a control device any time regulated gas is sent to a flare, even if comingled with process upset gas. The new flare table will retain 63.11 (as well as the similar 60.18 NSPS standard). A detailed determination is included in the Renewed Title V Permit Statement of Basis.

F. Compliance Plan for Flaring Devices

In § 237 of the Consent Decree, Tesoro is required to submit a compliance plan to the EPA by December 31, 2007. The contents of the plan are detailed in § 238:

- (a): Accept 50% of flares for NSPS applicability.
- (b): Identify the compliance method for each flaring device selected.
- (c): Describe the activities taken to meet the compliance plan.
- (d): Describe the anticipated compliance method(s) and schedule for the remaining flaring devices.

Tesoro submitted the Flare NSPS Compliance Plan dated December 13, 2007.

G. Flare Gas Recovery System

Once Tesoro selected the compliance option of operating and maintaining a Flare Gas Recovery System (see B above), Part XII, Section J is applicable. In §§ 263 and 264 of the Consent Decree, Tesoro is allowed to flare when maintenance is being performed on the Flare Gas Recovery System, and when the Flare Gas Recovery System needs to be bypasses during an emergency, including unscheduled maintenance:

J. Flare Gas Recovery Systems

263. Periodic Maintenance of Flare Gas Recovery Systems. The Parties recognize that periodic maintenance may be required for properly designed and operated flare gas recovery systems. To the extent that Valero or Tesoro, as applicable, currently operates or will operate flare gas recovery systems, Valero or Tesoro, as applicable, will take all reasonable measures to minimize emissions while such periodic maintenance is being performed.

264. Safe Operation of Refining Processes. The Parties recognize that a flare gas recovery system may need to be bypassed in the event of an emergency, including unscheduled maintenance of such system in order to ensure continued safe operation of refinery processes. Nothing in this Consent Decree precludes Valero or Tesoro, as applicable, from temporarily bypassing a flare gas recovery system under such circumstances. To the extent that a Hydrocarbon Flaring Incident at Valero's Refineries or the Golden Eagle Refinery has as its Root Cause the bypass of a flare gas recovery system for safety or maintenance reasons as stated above, Valero or Tesoro, will be required only to describe the emergency or maintenance activity giving rise to the Hydrocarbon Flaring Incident, including an estimate of emissions, and to list the date, time, and duration of such Incident in the semiannual reports due under Part XVI.

EMISSIONS

As described in the "Background" above, the Consent Decree with EPA requires Tesoro to submit an application for additional emission limits and requirements to their permits. There will be no increase in emissions.

PLANT CUMULATIVE INCREASE

There is no cumulative increase for this application since there is no increase in emissions.

TOXIC RISK SCREEN ANALYSIS

Toxic emissions will not increase as a result of this application. Therefore, a risk screening analysis is not required.

STATEMENT OF COMPLIANCE

Other than S-1012, there will be no changes in the compliance for the four flares in this application. S-1012 was not subject to NSPS by construction/modification date as are the three other flares. All four flares will be subject to, and in compliance with Regulation 12, Rule 11 and 12, NSPS, and NESHAP. This includes the flare design requirements in 60 CFR 60.18 and 40 CFR 63.11.

BACT, Offsets and PSD do not apply.

PERMIT CONDITIONS

The following new permit conditions will be imposed:

Application 17752, July 2009
Consent Decree Requirements for
S-854 East Air Flare
S-992 Emergency Flare
S-1012 West Air Flare
S-1517 Coker Flare

Note: The 'Consent Decree' referenced in this condition is:
Case No. SA-05-CA-0569-RF; United States of America v. Valero Refining Company – California, et al in the United States District Court, Western District of Texas, San Antonio Division, Lodged 6/15/2005, Entered 11/23/2005.

1. The Owner/Operator shall operate Flares S-854, S-992, S-1012 and S1517 only when in compliance with NSPS. (Basis: Consent Decree paragraphs 231 and 238).
2. The Owner/Operator of Flares S-854, S-992, S-1012 and S1517 shall comply with NSPS Subpart J by operating and maintaining a Flare Gas Recovery System to control continuous or routine combustion in the Flaring Device. Use of a flare gas recovery system on a flare obviates the need to continuously monitor and maintain records of hydrogen sulfide in the gas as otherwise required by 40 C.F.R. 60.105(a)(4) and 60.7 (Basis: Consent Decree paragraphs 233 and 235(a))
3. The Owner/Operator of Flares S-854, S-992, S-1012 and S1517 will take all reasonable measures to minimize emissions while periodic maintenance is being performed on the Flare Gas Recovery System. (Basis: Consent Decree paragraph 263)
4. The Owner/Operator of Flares S-854, S-992, S-1012 and S1517 may bypass the Flare Gas Recovery System in the event of an emergency, including unscheduled maintenance of such system in order to ensure continued safe operation of refinery processes. (Basis: Consent Decree paragraph 264)
5. The combustion in a Flaring Device of process upset gases or fuel gas that is released to the Flaring Device as a result of relief valve leakage or other emergency

malfunctions is exempt from the requirement to comply with 40 C.F.R. 60.104(a)(1).
(Basis: Consent Decree paragraph 241)

RECOMMENDATION

Issue a condition change to Tesoro Refining and Marketing Company for the following sources:

- S854 East Air Flare**
- S992 Emergency Flare**
- S1012 West Air Flare**
- S1517 Coker Flare**

By: _____
Arthur Valla
Senior Air Quality Engineer

July 1, 2009

Appendix A

C. FLARING DEVICES -NSPS APPLICABILITY

231. In accordance with the schedule in this Section XII.C, Valero and Tesoro, as applicable, accept NSPS Subpart J applicability for each Flaring Device at their refineries, as currently identified in Appendix N.

232. Upon the Date of Entry of this Consent Decree, Valero shall continue to operate the existing flare gas recovery systems at the Wilmington, Benicia and Paulsboro Refineries on those flares covered by such systems. Valero will accept NSPS Subpart J applicability to all flares at the Wilmington Refinery and the North Flare at the Benicia Refinery beginning December 31, 2006.

233. Upon the Date of Entry of this Consent Decree, Tesoro shall continue to operate the existing flare gas recovery system at the Golden Eagle Refinery on those flares covered by the system.

234. Good Air Pollution Control Practices. On and after the Date of Entry, Valero or Tesoro, as applicable, shall at all times and to the extent practicable, including during periods of Startup, Shutdown, and/or Malfunction, implement good air pollution control practices for minimizing emissions consistent with 40 C.F.R. § 60.11(d).

235. For each Flaring Device, Valero or Tesoro, as applicable, will elect to use one or any combination of following NSPS Subpart J compliance methods:

(a) Operate and maintain a flare gas recovery system to control continuous or routine combustion in the Flaring Device. Use of a flare gas recovery system on a flare obviates the need to continuously monitor and maintain records of hydrogen sulfide in the gas as otherwise required by 40 C.F.R. §§ 60.105(a)(4) and 60.7;

(b) Operate the Flaring Device as a fuel gas combustion device and comply with NSPS monitoring requirements by use of a CEMS pursuant to 40 C.F.R. § 60.105(a)(4) or with a predictive monitoring system approved by EPA as an alternative monitoring system pursuant to 40 C.F.R. § 60.13(i);

(c) Eliminate the routes of continuous or intermittent, routinely-generated fuel gases to a Flaring Device and operate the Flaring Device such that it receives only process upset gases, fuel gas released as a result of relief valve leakage or gases released due to other emergency malfunctions; or

(d) Eliminate to the extent practicable routes of continuous or intermittent, routinely-generated fuel gases to a Flaring Device and monitor the Flaring Device by use of a CEMS and a flow meter; provided however, that this compliance method may not be used unless Valero or Tesoro, as applicable: (i) demonstrates to EPA that the Flaring Device in question emits less than 500 pounds per day of SO₂ under normal conditions; (ii) secures EPA approval for use of this method as the selected compliance method; and (iii) uses this compliance method for five or fewer of the Flaring Devices listed in Appendix N.

236. For the compliance method described in Paragraph 235(b), to the extent that Valero or Tesoro, as applicable, seeks to use an alternative monitoring method at a particular Flaring Device to demonstrate compliance with the limits at 40 C.F.R. § 60.104(a)(1), Valero or Tesoro, as applicable, may begin to use the method immediately upon submitting the application for approval to use the method, provided that the alternative method for which approval is being sought is the same as or is substantially similar to the method identified as the “Alternative Monitoring Plan for NSPS Subpart J Refinery Fuel Gas” attached hereto as Appendix D.

237. Compliance Plan for Flaring Devices. For each Covered Refinery, Valero or Tesoro, as applicable, will submit a Compliance Plan for Flaring Devices to EPA and the applicable Plaintiff-Intervener by no later than December 31, 2007.

238. In each Refinery’s Compliance Plan for Flaring Devices, Valero or Tesoro, as applicable, will:

(a) Certify compliance with one or more of the four compliance methods set forth in Paragraph 235 and accept NSPS applicability for at least (i) 50% of the system-wide Flaring Devices identified in Appendix N, including the Denver Refinery Flare; and (ii) one Flaring Device per Refinery where such Refinery has three or more Flaring Devices (Tesoro shall certify compliance with NSPS for at least 50% of the flares located at the Golden Eagle Refinery);

(b) Identify the Paragraph 235 compliance method(s) used for each Flaring Device that Valero or Tesoro, as applicable, identifies under Paragraph 237;

(c) Describe the activities that Valero or Tesoro, as applicable, has taken or anticipates taking, together with a schedule, to meet the objectives of Paragraph 237 at each Refinery; and

(d) Describe the anticipated compliance method(s) and schedule that Valero or Tesoro, as applicable, will undertake for the remaining Flaring Devices identified in Appendix N.

239. By no later than December 31, 2011, Valero or Tesoro, as applicable, will certify compliance to EPA and the applicable Plaintiff-Intervener with one or more of the four compliance methods in Paragraph 235 and will accept NSPS applicability for all of the Flaring Devices in Appendix N.

240. Performance Tests. By no later than ninety (90) days after bringing a Flaring Device into compliance by using the methods in Paragraph 235(b) or (d), Valero or Tesoro, as applicable, will conduct a flare performance test pursuant to 40 C.F.R. §§ 60.8 and 60.18, or an EPA-approved equivalent method unless such performance test has previously been performed. In lieu of conducting the velocity test required in 40 C.F.R. § 60.18, Valero or Tesoro, as applicable, may submit velocity calculations that demonstrate that the Flaring Device meets the performance specification required by 40 C.F.R. § 60.18.

241. The combustion in a Flaring Device of process upset gases or fuel gas that is released to the Flaring Device as a result of relief valve leakage or other emergency malfunctions is exempt from the requirement to comply with 40 C.F.R. § 60.104(a)(1).

Application 17836, S920 Economizer Alteration
ENGINEERING EVALUATION
Tesoro Refining and Marketing Company
PLANT NO. 14628
APPLICATION NO. 17836

BACKGROUND

The Tesoro Refining and Marketing Company (Tesoro) is applying for an alteration for the following equipment at the Golden Eagle Refinery in Martinez, California:

S-920 No. 2 HDS Charge Heater, No. 20 Furnace, Foster Wheeler, Maximum Firing Rate: 63 MMBtu/hr

The alteration consists of replacing the “Economizer”, the heat exchanger in the furnace stack that recovers a portion of the sensible heat from the flue gas. This replacement will be more efficient than the existing economizer. There are no emissions changes due to this alteration. The furnace permitted duty will remain at 63MMBtu/hr.

On October 15, 2008, Tesoro was granted a Temporary Permit to Operate for this alteration via the District’s Accelerated Permitting Program.

EMISSIONS SUMMARY

There are no changes in emissions associated with this application.

STATEMENT OF COMPLIANCE

The owner/operator of S-920 Furnace shall continue to comply with Regulation 6 (Particulate Matter and Visible Emissions Standards) and Reg. 9-1-301 (Inorganic Gaseous Pollutants: Sulfur Dioxide for Limitations on Ground Level Concentrations). The owner/operator is expected to comply with Regulation 6 since S-920 is fueled with natural gas or refinery fuel gas. Thus for any period aggregating more than three minutes in any hour, there should be no visible emission as dark or darker than No. 1 on the Ringlemann Chart (Regulation 6-301) and no visible emission to exceed 20% opacity (Regulation 6-302).

Tesoro will continue to comply with Regulation 9 Rule 10 (Inorganic Gaseous Pollutants, NO_x and CO from Boilers, Steam Generators, and Process Heaters in Petroleum Refineries). Tesoro shall not exceed a refinery-wide emission rate of 0.033 lb NO_x/MMBtu based on an operating-day average as per Regulation 9-10-301. Tesoro shall not exceed 400 ppmvd CO at 3% O₂ from S-920 Furnace.

Tesoro will continue to comply with the monitoring requirements of Regulation 9-10-502 because S-920 is subject to the “NO_x Box” Condition 18372.

The alteration of S-920 does not trigger BACT, Toxics, or Offsets, nor are any additional federal requirements established.

PERMIT CONDITIONS

There are no changes in permit conditions associated with this application.

RECOMMENDATION

It is recommended that a Permit to Operate be granted to Tesoro Refining and Marketing Company for alteration of the following source:

S-920 No. 2 HDS Charge Heater, No. 20 Furnace, Foster Wheeler, Maximum Firing Rate: 63 MMBtu/hr

EXEMPTIONS

none

By: _____

Arthur P. Valla
Senior Air Quality Engineer

November 25, 2008

Application 17913, SRU Tail Gas Unit

**EVALUATION REPORT
TESORO - GOLDEN EAGLE REFINRY
Application #17913 - Plant #14628**

**150 Solano Way
Martinez, CA 94553**

I. BACKGROUND

As part of the Title V Renewal effort, it was discovered that the permitting of the SRU was inaccurate. This application is to correct and update the SRU permitting for the following sources:

**S-1401 Claus Sulfur Recovery Unit
A-1402 SCOT Tail Gas Unit
S-1420 Tail Gas In-Line Burner**

Tesoro operates what is called the Chemical Plant that includes a Claus Sulfur Recovery Unit (SRU, S-1401), a Sulfuric Acid Plant (SAP, S-1411), and an Ammonia Recovery Unit (ARU, S-851). Originally these facilities were owned and operated by Monsanto Plant 14. In 1982, Tosco acquired these facilities and currently Tesoro owns and operates the units as part of the Golden Eagle Refinery.

Originally, Monsanto used the Institut Francais du Petrole (IFP) process to abate the tail gas from the Claus Sulfur Recovery Unit. This IFP process scrubs the tail gas with an aqueous ammonia liquor that removes the SO₂ and H₂S. In the reaction section of the IFP process elemental sulfur is produced and the ammonia liquor is returned to the scrubber. During upsets, this process generated stack discharges containing submicron particles of ammonia salts characterized as a the 'blue plume' in the literature. To mitigate this and other emissions, the bottom of the exhaust stack is equipped with an incinerator.

When the Chemical Plant was transferred to the Refinery permit, the source numbers were changed by adding a '14' (e.g the SRU was changed from S-1 to S-1401).

In 1986, Tosco replaced the IFP unit with a Shell Claus Offgas Treating (SCOT) unit. The SCOT unit converts the SO₂ in the Tail Gas to H₂S, and the H₂S is removed in an amine absorption unit. The offgas from the amine regenerator is returned to the Claus Unit. The ammonia scrubber and SO₂/H₂S reactor section of the IFP process was decommissioned but the stack incinerators were retained. Currently the Spent Acid Tank S-1416, and DEA Storage Tanks S990 and S1418 are abated by the stack incinerator. Both the DEA Storage Tanks have packed bed scrubbers prior to the incinerators. Only the scrubber on S1418 has an abatement number (A1418).

Currently the emissions train in databank shows the following:

For the tanks:

**S990 → S1401 → S1420 → A1402 → P1401
S1416 → A1402 → P1401
S1418 → A1418**

For the SRU:

S1401 → S1420 → A1402 → P1401

This shows that the S1420 is not the stack incinerator, but the reducing gas generator in the SCOT unit. This is the reactor that converts SO₂ to H₂S. It uses natural gas in a process to convert SO₂ to H₂S. This is a reduction process, not an oxidation process, does not produce flue gas emissions, and should not be permitted as a combustion device. It should be included in the A-1402 SCOT unit, similar to other refinery SRU/SCOT unit permits.

This emission train also shows that the stack incinerator is included in the S1402 SCOT Unit. According to the information in the application, this incinerator had both a source number (S-3) and an abatement number (A-2) in the Monsanto permit. Furthermore, according to the permit conversion process, S-3 should have become S-1403 and A-2 should have become A-1402. These devices should have been retained in the Tosco permit. However, S-1403 is not shown in databank, and A-1402 is the SCOT unit, not the stack incinerator.

Therefore, to correct and update the permit, the following is proposed:

Archive S1420 Tail gas in line burner
Create A1525 SRU Stack Incinerator abating A1402, S990, S1416 and S1418
Create A1526 Packed Bed Scrubber abating S990
Revise the emissions train to the following
S1401 → A1402 → A1525 → P1401
S990 → A1526 → A1525 → P1401
S1416 → A1525 → P1401
S1418 → A1418 → A1525 → P1401

II. EMISSION CALCULATIONS

There are no emission changes associated with this application. This application corrects and updates an existing permit

III. PLANT CUMULATIVE INCREASE SINCE 4/5/1991

There is no Cumulative Increase associated with this application.

IV. STATEMENT OF COMPLIANCE

This application caused no changes in the applicable requirements or the compliance of the S1401, S990 or S1418.

V. CONDITIONS

There are no proposed changes to permit conditions in this application. S1401 Sulfur Recovery Unit will remain subject to Condition 267, Bubble Condition 8077, SO₃ and H₂SO₄ Source Test Condition 19528-9 and visible emissions monitoring Condition 21053-2.

VI. RECOMMENDATION

It is recommended that the following changes be made to the Tesoro Permit to Operate:

Archive S1420 Tail gas in line burner

Create A1525 SRU Stack Incinerator abating A1402, S990, S1416 and S1418

Create A1526 Packed Bed Scrubber abating S990.

Revise the emissions train to the following

S1401 → A1402 → A1525 → P1401

S990 → A1526 → A1525 → P1401

S1416 → A1525 → P1401

S1418 → A1418 → A1525 → P1401

Arthur Valla
Senior Air Quality Engineer

May 1, 2009

Application 17928, Removal of Out of Service Sources
ENGINEERING EVALUATION
Tesoro Refining and Marketing Company
PLANT NO. 14628
APPLICATION NO. 17928

BACKGROUND

As part of the Title V renewal efforts, Tesoro Refining and Marketing Company is submitting several applications to clarify, correct and/or clean up the permit. This is one of those applications, an administrative change in conditions, to remove demolished or out of service sources, or sources that were never constructed, and change the associated conditions. The conditions and sources subject to this application are summarized in the following table:

Application 17928 (NSR)/17458 (Title V)
Sources to be Removed from Permit to Operate and Title V Permit

Facility	Source	Status/Notes	Out of Service Date	Title V Table			
				II	IV	VI	VII
Facility B2758 Sources - Demolished and Out of Service							
B2758	1	Open, Cleaned, and Isolated	<u>Unknown</u>	D	BC		AW
B2758	14	Demolished	<u>7/2005</u>	D	BI		BC
B2758	22	Demolished	<u>9/2004</u>	D			
B2758	27	Demolished	<u>7/2005</u>	D	BI		BC
B2758	29	Open, Cleaned, and Isolated	<u>Unknown</u>	D	BI		BC
B2758	30	Open, Cleaned, and Isolated	<u>Unknown</u>	D	BI		BC
B2758	46	Open, Cleaned, and Isolated	<u>Unknown</u>	A	CX	Conditions 20099-10 and 21053-6	CD
B2758	56	Open, Cleaned, and Isolated	<u>Unknown</u>	D	BI		BC
B2758	59	Demolished	<u>9/2004</u>	D			
B2758	69	Demolished	<u>Unknown</u>				BC
B2758	131	Demolished	<u>3/2005</u>	D	BI		BC
B2758	152	Demolished	<u>Unknown</u>				BC
B2758	153	Demolished	<u>Unknown</u>				BC
B2758	212	Demolished	<u>Unknown</u>	D	BI		
B2758	226	Demolished	<u>8/2004</u>	D	BF		AZ
B2758	228	Demolished	<u>8/2004</u>	D	BF		AZ
B2758	234	Demolished	<u>2006</u>	D	BF		AZ
B2758	236	Demolished	<u>2006</u>	D	BF		AZ
B2758	238	Demolished	<u>2006</u>	D	BF		AZ
B2758	245	Demolished	<u>2006</u>	D	BF		AZ

**Application 17928 (NSR)/17458 (Title V)
Sources to be Removed from Permit to Operate and Title V Permit**

Facility	Source	Status/Notes	Out of Service Date	Title V Table			
				II	IV	VI	VII
B2758	246	Demolished	<u>2006</u>	D	BF		AZ
B2758	247	Demolished	<u>2006</u>	D	BF		AZ
B2758	280	Demolished	<u>2/2006</u>	A	CB	Condition 11896	BO
B2758	311	Demolished	<u>12/2005</u>	A	CB	Condition 11896	BO
B2758	312	Demolished	<u>2/2003</u>			Condition 11896	BO
B2758	314	Demolished and replaced by S-1521 Application 16125 Oct07		NA	NA	Condition 11896	NA
B2758	317	Demolished	<u>3/2005</u>	A, B	CW	Condition 21053, Part 6	CC
B2758	324	Demolished	<u>11/2003</u>	A, B	CW	Condition 21053, Part 6	CC
<u>B2758</u>	<u>325</u>	<u>Demolished</u>	<u>~ 2007</u>	<u>A, B</u>	<u>BF</u>	-	<u>AZ</u>
B2758	448	Demolished	<u>Unknown</u>				BC
B2758	452	Demolished	<u>Unknown</u>	A	BI		BC
B2758	453	Demolished	<u>Unknown</u>	D	BF		AZ
B2758	457	Demolished	<u>Unknown</u>	A, B	CW	Condition 21053, Part 6	CC
B2758	490	Demolished	<u>6/2007</u>	A	CJ-2		
B2758	493	Demolished	<u>3/2005</u>	D	BI		BC
B2758	499	Demolished	<u>Unknown</u>	A	BN		BH
B2758	504	Demolished	<u>3/2005</u>	D	BI		BC
<u>B2758</u>	<u>586</u>	<u>Demolished</u>	<u>~ 2007</u>	-	-	-	-
<u>B2758</u>	<u>602</u>	<u>Demolished</u>	<u>~ 2007</u>	-	-	-	-
B2758	654	Demolished	<u>10/2004</u>	D	BF		AZ
B2758	655	Open, Cleaned, and Isolated	<u>1995</u>	A	BH	Condition 8548	BB
B2758	657	Open, Cleaned, and Isolated	<u>1995</u>	A	BH	Condition 8548	BB
B2758	663	Demolished	<u>2/2004</u>	A	BI		BC
<u>B2758</u>	<u>782 *</u>	<u>Never Constructed</u>	<u>NA</u>	<u>NA</u>	<u>NA</u>	<u>Condition 10526, Parts A2, A5 and B1 thru B4</u>	<u>NA</u>
B2758	857 *	Demolished	<u>Unknown</u>				U
B2758	859 *	Demolished	<u>Unknown</u>				U
B2758	936	Demolished	<u>Unknown</u>	A		<u>Condition 4357 (remove S936)</u>	

Application 17928 (NSR)/17458 (Title V)
Sources to be Removed from Permit to Operate and Title V Permit

Facility	Source	Status/Notes	Out of Service Date	Title V Table			
				II	IV	VI	VII
B2758	938	Furnace has been functionally demolished however, brick walls are part of furnace structure at Hydrocracker Unit, so entire furnace structure could not be demolished.	Unknown	A	AAa	4357, 8077, 23562	AJ1
B2758	939	Demolished	Unknown	-	AAa	23562 (remove S939)	AK
B2758	991	Permanently OOS	~ 1993	A, B	AF1	4357, 8077 13605, Part 4 (PTO only) 20099, 21053, 21100, 21849	AG
B2758	1022 *	Never Constructed	NA	NA	NA	4357, 8077 (see markup)	NA
B2758	1023 *	Never Constructed	NA	NA	NA	8077 (see markup)	NA
B2758	1100 (MTBE)	Demolished	~ 2006/ 2007	A	AO CZ	10526, Parts A1 thru A6	H
B2758	1100 (Iso-octene)	Never Constructed	NA	A	CZ	19199, Parts F0 thru F9	
B2758	1417	Demolished	10/2004	A, B	AW	Condition 19528, Part 10 (remove S1417)	AQ
Facility B2759 Sources - Demolished *							
B2759	3	Demolished	Unknown				BC
B2759	5	Demolished	Unknown				BC
B2759	6	Demolished	Unknown				BC
B2759	41	Demolished	Unknown				BC
B2759	42	Demolished	Unknown				BC
B2759	43	Demolished	Unknown				BC
B2759	47	Demolished	Unknown				BC
B2759	48	Demolished	Unknown				BC
B2759	51	Demolished	Unknown				BC

General Note: All of the sources listed above have been archived in Databank. Some were archived from earlier applications and some were archived based on this application as part of the annual update effort. Sources marked with an asterisk (*), S-782, S-857, S-859, S-1022, S-1023 and all sources at the Amorco Wharf Facility B2759 are not in Databank, current, future or

archived. This application is only to clean up the permit conditions associated with the removal of these sources. Since the Amorco Wharf sources do not require a change in conditions, they are included here since the facility is included in the Tesoro Title V permit.

In addition to the sources listed above, a recent inspection by the Compliance and Enforcement Division identified additional sources that need to be archived. Christina McDowell, Superintendent Air Compliance, approved the archiving of these sources September 10, 2008. These sources are summarized in the following table.

Facility	Source	Status/Notes	Out of Service Date	Title V Table			
				II	IV	VI	VII
Facility B2758 Sources - Demolished and Out of Service							
B2758	9	Demolished	<u>Unknown</u>	D	BF		AZ
B2758	10	Demolished	<u>Unknown</u>	D	BF		AZ
B2758	11	Demolished	<u>Unknown</u>	D	BF		AZ
B2758	45	Demolished	<u>Unknown</u>	D	BF		AZ
B2758	71	Demolished	<u>Unknown</u>	D	BF		AZ
B2758	220	Demolished	<u>Unknown</u>	D	BF		AZ
B2758	221	Demolished	<u>Unknown</u>	D	BF		AZ
B2758	222	Demolished	<u>Unknown</u>	D	BF		AZ
B2758	229	Demolished	<u>Unknown</u>	D	BF		AZ
B2758	232	Demolished	<u>Unknown</u>	D	BF		AZ
B2758	235	Demolished	<u>Unknown</u>	D	BF		AZ
B2758	237	Demolished	<u>Unknown</u>	D	BF		AZ
B2758	242	Demolished	<u>Unknown</u>	D	BF		AZ
B2758	243	Demolished	<u>Unknown</u>	D	BF		AZ
B2758	244	Demolished	<u>Unknown</u>	D	BF		AZ
B2758	273	Demolished	<u>Unknown</u>	D	BF		AZ
B2758	279	Demolished	<u>Unknown</u>	A	CQ	5933	BY
B2758	431	Demolished	<u>Unknown</u>	A, A footnote, B	CW		CC
B2758	574	Demolished	<u>Unknown</u>	D	BF		AZ

EMISSIONS SUMMARY

There are no increases in emissions associated with this application. This application only cleans up permit conditions to remove out of service, demolished or never built sources.

STATEMENT OF COMPLIANCE

Not applicable for these archived sources and updated conditions.

PERMIT CONDITIONS

The following Permit Conditions will be deleted entirely because sources covered by the condition are no longer permitted:

COND# 5933 -----

S-279 Tank A-279

~~Permit Conditions For S-279, Internal Floating Roof Storage Tank:~~

~~1. Permittee/Owner/Operator shall ensure that the floating roof and primary and secondary seals installed on storage tank S-279 meet the design specifications and seal gap requirements of District Regulation 8, Rule 5 for an internal floating roof tank with riveted shell and metallic shoe primary seal and secondary wiper seal. (basis: Regulation 8-5, cumulative increase)~~

~~2. To verify compliance with Condition #1 above, the Permittee/Owner/Operator of S-279 shall submit to the District within 30 days of installation or replacement of any primary or secondary seals, a written report of the seal condition including certification of actual gap measurements between the tank shell and seal surface. Permittee/Owner/Operator shall ensure that, for each seal, the time interval between such certifications shall not exceed 10 years. (basis: Regulation 8-5, cumulative increase)~~

COND# 10526 -----

~~S782 Methanol Feed Storage Tank
S1100 MTBE Plant~~

~~Application #6867
Mtbe Plant~~

~~Permit Condition 10526~~

~~Permit Conditions for S 1100 MTBE Plant and S 782 Methanol Feed Storage Tank:~~

~~A1. Permittee/Owner/Operator shall ensure that the MTBE Plant (S 1100) does not process more than 3,000 barrels of methyl tertiary butyl ether per day, based on a rolling 30 day average and Permittee/Owner/Operator shall ensure that and that not more than 9,125,000 barrels of feed is processed at S 1100 during each 12 consecutive month period.~~

~~(basis: cumulative increase, toxics, offsets)~~

~~A2. Permittee/Owner/Operator shall ensure that total fugitive POC emissions from all new and modified equipment associated with S 1100, MTBE Plant, and S 782 methanol storage tank, shall not exceed 62.4 lb/day, based on a 365 day average emission rate, as calculated in accordance with District procedures.~~

~~(basis: cumulative increase, toxics, BACT, offsets)~~

~~A3. Permittee/Owner/Operator shall ensure that all new hydrocarbon vapor pressure relief valves associated with this project shall be vented to the refinery flare gas recovery system.~~

~~(basis: Regulation 8 28)~~

~~A4. Permittee/Owner/Operator of S 1100 MTBE Plant shall maintain daily records in a District approved log of all methanol deliveries by rail transport, including: (1) the number of tank cars, (2) the weight of each tank car empty and full, and (3) the distances each tank car travels full and empty, respectively, within District boundaries. The total emissions, in lb/day, of NOx, CO, NMHC (POC), PM10, and SO2, from the operation of the cargo carrier's engines shall be calculated in accordance with District procedures, reported under Condition 4357 5 and included under Condition 4357 2.~~

~~(basis: cumulative increase, offsets)~~

~~A5. Permittee/Owner/Operator of S 1100 MTBE Plant and S 782 Methanol Storage Tank shall calculate all fugitive POC emissions, in lb/day, associated with S 1100 and S 782, excluding combustion emissions from the rail transport of methanol, in accordance with District procedures and summarize on a monthly basis. The total of fugitive and rail combustion emissions shall be calculated and recorded daily to demonstrate compliance with condition 2 above. These records shall be kept on site and made available for District inspection for a period of 48 months from the date the record was made.~~

~~(basis: cumulative increase, offsets)~~

~~A6. Permittee/Owner/Operator shall maintain a file~~

~~containing all measurements and other data required to demonstrate compliance with the above conditions. This file shall include, but is not limited to: the daily throughput data for MTBE and relevant daily transport, storage, and throughput records for methanol. This material shall be kept available for District inspection for a period of at least 5 years following the date on which such measurements, records or data are made or recorded.
(basis: cumulative increase, offsets)~~

~~Permit Conditions for S 782 Methanol Storage Tank:~~

~~B1. The internal floating roof and primary and secondary seals installed on storage tank S 782 must meet the design criteria of District Regulation 8 5 320. In addition, the primary metallic shoe seal must meet the design criteria of Regulation 8 5 321. The roof legs shall be sealed with Mesa type leg boots (or District approved equivalents) to minimize fugitive emissions.
(basis: cumulative increase)~~

~~B2. The total liquid throughput for Storage Tank S 782 shall not exceed 657,000 barrels during any consecutive 12 month period.
(basis: cumulative increase, offsets, toxics)~~

~~B3. Only methanol shall be stored in tank S 782 unless the owner/operator has received prior, written authorization from the District for an alternate material(s).
(basis: cumulative increase, toxics, offsets)~~

~~B4. To demonstrate compliance with the above conditions, the owner/operator of Tank S 782 shall maintain the following records in a District approved log. These records shall be kept on site and made available for District inspection for a period of 5 years from the date that the record was made: a. The types of materials stored and the dates that the materials were stored. b. The total throughput of each material stored, summarized on a monthly basis.
(basis: cumulative increase, toxics, offsets)~~

COND# 11896 -----

~~Application 13228 (November 2005): Demolition of Tanks S 280 and S 311. S 312 was demolished in April 2003.~~

~~S314 Tank A 314~~

~~Permit conditions for S 314,
internal floating roof storage tank:~~

~~1. The owner/operator shall ensure that the floating roof and primary and secondary seals installed on storage tank S~~

~~314, meet the design specifications and seal gap requirements of District Regulation 8, Rule 5 for an internal floating roof tank with riveted shell and metallic shoe primary seal and secondary wiper seal. (basis: cumulative increase, Regulation 8-5)~~

~~2. To verify compliance with Part #1 above, the owner/operator of S-314 shall submit to the District within 30 days of installation or replacement of any primary or secondary seals, a written report of the seal condition including certification of actual gap measurements between the tank shell and seal surface. For each seal, the time interval between such certifications shall not exceed 10 years. (basis: cumulative increase, Regulation 8-5)~~

The following conditions are attached in underline/strikeout format showing the revisions necessary to reflect the archived sources:

Condition	Archived Source(s)
4357	S-936, S-938, S-991
8077	S-938, S-991, S-1022, S-1023
8548	S-665, S-667
13605	S-991
19199	S-1100
19528	S-1417
20099	S-46, S-991
21053	S-46, S317, S-324, S457, S991
21100	S-991
21849	S-991
23562	S-938, S-939

RECOMMENDATION

It is recommended that an Administrative Change in Conditions be granted to Tesoro for:

Condition	Source(s)	Source Description
-----------	-----------	--------------------

Condition	Source(s)	Source Description
4357	S-936, S-938, S-991	Furnace and Heaters
5933	S-279	Tank
8077	S-938, S-991, S-1022, S- 1023	Furnace, Heater, Tanks
8548	S-665, S-667	Sour Water Tanks
10526	S-782, S-1100	Methanol Tank, MTBE Plant
11896	S-314	Tank
13605	S-991	FCCU Preheat Furnace
19199	S-1100	Iso-Octene Unit
19528	S-1417	Spent Acid Storage Tank
20099	S-46, S-991	Tank, Furnace
21053	S-46, S317, S- 324, S457, S991	Tanks, Furnace
21100	S-991	FCCU Preheat Furnace
21849	S-991	FCCU Preheat Furnace
23562	S-938, S-939	Heaters

By: _____

Arthur Valla
Senior Air Quality Engineer

October 9, 2008

**Application 18311, Delayed Coker Heaters Source Test Revisions
EVALUATION REPORT
TESORO - GOLDEN EAGLE REFINRY
Application #18311 - Plant #14628**

**150 Solano Way
Martinez, CA 94553**

I. BACKGROUND

Tesoro's Coker Modification Project was granted an Authority to Construct August 1, 2006, via Application 14141. The project is subject to Condition 23129. The project was started up in April. One of the Authority to Construct conditions is the Source Test requirement for:

**S-1511 Delayed Coker Heater #1 F78, 230 MMBtu/hr abated by A-1511 SCR
S-1512 Delayed Coker Heater #2 F79, 230 MMBtu/hr abated by A-1512 SCR**

This requirement is detailed in Part 26:

Within 45 days of initial startup, the owner/operator shall conduct a District approved source test to demonstrate compliance with the NO_x, CO, TRS (H₂S or SO₂), NH₃, PM₁₀ and SAM levels in Parts 11, 12, 13, and 18. For purposes of SAM, the applicant shall also test for SO₃ and ammonium sulfates. The test results shall be forwarded to the District within 45 days of completion of the field test. The test should verify emission compliance at 80% or more of maximum firing on:

- a.Heater # 1 and # 2 firing natural gas only
- b.Heater # 1 and # 2 firing refinery fuel gas only (within 60 days after the refinery fuel gas is first being used)
(basis: compliance demonstration, PSD avoidance)

The owner/operator shall obtain approval for all source test procedures from the District's Source Test Section prior to conducting any tests. The owner/operator shall notify the District's Source Test Section in writing of the source test protocols and projected test dates at least 7 days prior to the testing date(s). As indicated above, the Owner/Operator shall measure the contribution of condensable PM (back half) to the total PM₁₀ emissions. However, the Owner/Operator may propose alternative measuring techniques to measure condensable PM such as the use of a dilution tunnel or other appropriate method used to capture semi-volatile organic compounds. Source test results shall be submitted to the District within 45 days of conducting the tests. (basis: source test

compliance verification)

This condition was written with the expectation that the two heaters would be fired on refinery fuel gas and/or natural gas at rates above 80% of the rated duty. It turns out that this is not the case. This application is for an administrative change in conditions to adjust the source test requirements to reflect the actual operation of the heaters. In addition, Tesoro has requested an extension of the source test timing from 45 days to 120 days of initial startup.

II. EMISSION CALCULATIONS

There are no emission changes associated with this application. This application only impacts the compliance demonstration source tests.

III. PLANT CUMULATIVE INCREASE SINCE 4/5/1991

There is no Cumulative Increase associated with this application.

IV. STATEMENT OF COMPLIANCE

There are no changes in the compliance of the S-1511 and S-1512 heaters, as indicated in the compliance determination of Application 14141.

V. CONDITIONS

Condition # 23129-26 for Heaters S-1511 and S-1512, will be revised as indicated below:

26. ~~Within 45 days of initial startup,~~ The owner/operator shall conduct District approved initial source tests on Heaters S-1511 and S-1512 to demonstrate compliance with the NO_x, CO, TRS, NH₃, PM₁₀ and SAM levels in Parts 11, 12, 13, and 17. For purposes of SAM, the applicant shall also test for SO₃ and ammonium sulfates. Source tests conducted while firing natural gas shall demonstrate compliance with the NO_x, CO, NH₃ and PM₁₀ levels. Source tests conducted while firing refinery fuel gas shall demonstrate compliance with the NO_x, CO, TRS, NH₃, PM₁₀ and SAM levels. The required source tests are as follows:
- Heaters S-1511 and S-1512 firing natural gas only at as-found conditions within 120 days of initial startup. If Heater S-1511 or S-1512 is operating at 80% or more of maximum firing rate during this source test, then the requirements for source test (b) shall have been met for that heater.
 - Heater S-1511 and S-1512 firing natural gas only at 80% of more of maximum firing rate (within 60 days after 80% or more of maximum firing rate is first reached on natural gas).
 - Heaters S-1511 and S-1512 firing refinery fuel gas only at as-found conditions (within 60 days after the refinery fuel gas is first used). If Heater S-1511 or S-1512 is operating at 80% or more of maximum firing rate during this source test, then the requirements for source test (d) shall have been met for that heater.
 - Heaters S-1511 and S-1512 firing refinery fuel gas only (within 60 days after 80% or more of maximum firing rate is first reached on refinery fuel gas).

The test results from source test (a) shall be forwarded to the District within 45 days of completion of the field tests, but no later than 150 days of initial startup. Subsequent test results shall be forwarded to the District within 45 days of completion of the field tests. The owner/operator shall notify the District of the following events:

- The actual date that each Heater first fires at 80% of maximum firing rate on natural gas within 15 days after such date.

- ii. The actual date that the Heaters first fire refinery fuel gas within 15 days after such date.
- iii. The actual date that each Heater first fires at 80% of maximum firing rate on refinery fuel gas within 15 days after such date.

~~The test should verify emission compliance at 80% or more of maximum firing~~
~~on:~~

- ~~a. Heater # 1 and # 2 firing natural gas only~~
- ~~b. Heater # 1 and # 2 firing refinery fuel gas only (within 60 days after the refinery fuel gas is first being used)~~
(basis: compliance demonstration, PSD avoidance)

The owner/operator shall obtain approval for all source test procedures from the District's Source Test Section prior to conducting any tests. The owner/operator shall notify the District's Source Test Section in writing of the source test protocols and projected test dates at least 7 days prior to the testing date(s). As indicated above, the Owner/Operator shall measure the contribution of condensable PM (back half) to the total PM10 emissions. However, the Owner/Operator may propose alternative measuring techniques to measure condensable PM such as the use of a dilution tunnel or other appropriate method used to capture semi-volatile organic compounds. Source test results shall be submitted to the District within 45 days of conducting the tests except as otherwise required above.
(basis: source test compliance verification)

VI. RECOMMENDATION

It is recommended that a change to the conditional Authority to Construct be granted to Tesoro Refining & Marketing Company for the following equipment:

- S-1511 Delayed Coker Heater #1 F78, 230 MMBtu/hr abated by A-1511 SCR**
- S-1512 Delayed Coker Heater #2 F79, 230 MMBtu/hr abated by A-1512 SCR**

Arthur Valla
Senior Air Quality Engineer

July 30, 2008

~~Application 18715, S1527 Diesel Additive Pressure Tank~~
EVALUATION REPORT
Baker-Petrolite at the
TESORO—GOLDEN EAGLE REFINRY
Application #18715—Plant #19252 Operating at Tesoro Plant #14628

~~150 Solano Way~~
Martinez, CA 94553

I. ~~BACKGROUND~~

~~Baker Petrolite has applied for an Authority to Construct/Permit to Operate for the following equipment to be located at the Tesoro Refinery:~~

~~S-1527—Pressure Tank, 1200 gallons, Diesel Additive~~

~~The material stored in this tank is a hydrocarbon gelatinous liquid with a vapor pressure of 6.9 psia. The vessel will be kept at about 10 psi with nitrogen. All emissions are fugitive.~~

~~This application was granted a temporary PO under the Accelerated Permitting Program. Originally, this tank was intended to part of a test for the Diesel Additive, to be completed in 30 days before the temporary PO expired. However, a hurricane in the Texas area caused production in the facility that supplies the additive to be suspended. The current schedule for the test is in December. The applicant has estimated a throughput of 1000 gallons of additive should more than cover the test as currently planned. Since all emissions are fugitive, emissions are not throughput dependent.~~

II. ~~EMISSION CALCULATIONS~~

~~Fugitive Emissions:~~

Component	Number	Emission Factor (lb/day/component)	Fugitive Emissions (lb/day)
Valves in Gas Service	0	0.0015288	0
Valves in Light Liquid Service	5	0.0014736	0.0074
Atmospheric PRVs in Gas Service	1	0.00972	0.0097
Connectors	12	0.004	0.048
Pumps	0	0.028872	0
Total			0.0651

~~Annual emission increase = 0.0651 lb/day X 365 day/yr = 23.8 lb/yr = 0.0119 ton/yr~~

III. ~~TESORO PLANT CUMULATIVE INCREASE SINCE 4/5/1991~~

~~(All previous increases have been offset)~~

	<u>Current</u>	<u>New</u>	<u>New Total</u>
	<u>Ton/yr</u>	<u>Ton/yr</u>	<u>tons/yr</u>
POC =	0	0.012	0.012
NO_x =	0	0	0
SO₂ =	0	0	0
CO =	0	0	0
NPOC =	0	0	0
TSP =	0	0	0
PM₁₀ =	0	0	0

IV. ~~TOXIC SCREENING ANALYSIS~~

~~There are no toxic emissions that exceed the trigger levels in Regulation 2, Rule 5. Therefore, a Toxic risk screen is not required. Using the MSDS provided in the application, the following fugitive TAC emissions are calculated:~~

TAC	Concentration	Acute Trigger (lb/hr)	Emissions (lb/hr)	Chronic Trigger (lb/yr)	Emissions (lb/yr)
2-Butoxyethanol	5%	31	0.000115	770	1.01

V. ~~BEST AVAILABLE CONTROL TECHNOLOGY~~

~~This application does not trigger BACT since the POC emissions are less than the 10 pounds per highest day threshold limit per Regulation 2-2-301.~~

VI. ~~OFFSETS~~

~~Offsets are required for this project pursuant to Regulation 2, Rule 2, Section 302. Tesoro has enough contemporaneous emission reduction credits to fully offset the POC emission increases. The company will use the Certificate of Deposit # 968 to provide the needed offsets at a ratio of 1.15:1 per Regulation 2-2-302.2.~~

~~Available offsets = 25.019 ton/yr (Certificate of Deposit # 968)~~

~~Emissions from this application = 0.012 TPY POC~~

~~POC Offset provided = 0.012 tons/yr X 1.15 = 0.014 tons/yr~~

~~Thus, the Banking Certificate No. 968 will be reissued to Tesoro in the amount of 25.005 tons POC/yr.~~

~~IX. STATEMENT OF COMPLIANCE~~

~~Source S-1527 Pressure Tank of this application is subject and expected to comply with Regulation 8, Rule 5, including~~

~~**8-5-301 — Storage Tanks Control Requirements,**~~

~~**8-5-307 — Requirements for Fixed Roof Tanks, Pressure Tanks and Blanketed Tanks**~~

~~**8-5-331 Tank Degassing Requirements,**~~

~~**8-5-337 Tank Cleaning Requirements, and**~~

~~**8-5-338 Sludge Handling Requirements.**~~

~~Source S-1527 is not subject to Regulation 10—Standard of Performance for New Stationary Sources, Part 17, otherwise known as 40 CFR 60, Subpart Kb—Volatile Organic Liquid Storage Vessels. The tank is less than the 75 cubic meters (19800 gallons) size threshold of 60.110b(a).~~

~~Source S-1527 is not subject to National Emission Standards for Hazardous Air Pollutants (NESHAP) 40 CFR Part 63, Subpart CC, because it does not store any TACs listed in Table 1 of Subpart CC.~~

~~This project is considered to be ministerial under the District's CEQA Regulation 2-1-311 and therefore is not subject to CEQA review. The engineering review for this project requires only the application of standard permit conditions and standard emission factors in accordance with Permit Handbook, Source Specific Guidance Chapter 4.0, Organic Liquid Storage Tank.~~

~~— This project is over 1,000 ft from the nearest public school and is therefore not subject to the public notification requirements of Regulation 2-1-412.~~

~~Toxics, BACT and PSD are not applicable.~~

X. CONDITIONS

The following conditions will be imposed based on the Permit Handbook guidance:

Application # 18715

Source S-1527 Pressure Tank

Diesel Drag Reducer

Located at Tesoro Refining and Marketing Company Plant 14628

† The owner/operator of S-1527 shall not exceed the following throughput limits during any consecutive twelve-month period:

FLO XS Pipeline Booster Diesel Drag Reducer: 1000 Gallons

~~(Basis: Cumulative Increase)~~

- ~~2. To determine compliance with the above part, the owner/operator shall maintain the following records and provide all of the data necessary to evaluate compliance with the above parts, including the following information:~~
- ~~a. Quantities of liquid stored at this source on a monthly basis.~~
 - ~~b. Monthly throughput shall be totaled for each consecutive twelve month period. All records shall be retained on-site for two years, from the date of entry, and made available for inspection by District staff upon request. These recordkeeping requirements shall not replace the recordkeeping requirements contained in any applicable District Regulations. (Basis: Cumulative Increase; Toxics)~~

~~Also included in the permit condition are the standard conditions from the Permit Handbook Section 3.4, **Petroleum Refinery Fugitive Emissions.**~~

- ~~3. Not more than 30 days after the start-up of S-1527, the owner/operator shall provide the District's Engineering Division with a final count of fugitive components installed. The owner/operator has been permitted for an increase in the following fugitive components:~~
- ~~0 valves in gas service~~
 - ~~5 valves in liquid service~~
 - ~~0 pumps~~
 - ~~1 PRV in gas service~~
 - ~~0 PRVs in liquid service~~
 - ~~12 connectors/flanges~~

~~(basis: Cumulative Increase, offsets, toxics risk screen)~~

- ~~4. If there is an increase in the total fugitive component emissions, the plant's cumulative emissions for the project shall be adjusted to reflect the difference between emissions based on predicted versus actual component counts. The owner/operator shall provide to the District all additional required offsets at an offset ratio of 1.15:1 no later than 14 days after submittal of the final POC fugitive count. If the actual component count is less than the predicted, the total will be adjusted accordingly and all emission offsets applied by the owner/operator in excess of the actual total fugitive emissions will be credited back to the owner/operator. (basis: offsets)~~

- ~~5. In accordance with the provisions of Regulation 8-18, the owner/operator shall integrate all new fugitive equipment in organic service installed as part of the S-1527 into the facility fugitive equipment monitoring and repair program. (basis: Regulation 8-18)~~

IX. — RECOMMENDATION

It is recommended that an Authority to Construct be waived and a Permit to Operate be granted to Baker Petrolite for the following equipment:

S-1527 Pressure Tank, 1200 gallons, Diesel Additive

To be located at Plant 14628 Tesoro Refining and Marketing Company.

~~Arthur Valla~~

~~November 3, 2008~~

~~Senior Air Quality Engineer~~

Application 18739, Removal of Fluid Coker Sources
ENGINEERING EVALUATION
Tesoro Refining and Marketing Company
PLANT NO. 14628
APPLICATION NO. 18739

BACKGROUND

As part of an Abatement Order with the District, Tesoro Refining and Marketing Company (Tesoro) replaced a Fluid Coker with a Delayed Coker. The Delayed Coker was granted an Authority to Construct August 1, 2006 via Application 14141. The new Delayed Coker was started up earlier this year. Banking Application 17798 has been submitted.

This application is for an Administrative Change in Conditions for the sources taken out of service as part of the Delayed Coker commissioning:

- S-806 Fluid Coker**
- S-807 Coker Blowdown Drum**
- S-808 Coker Sluice Tank**
- S-833 Coker/Feed Product Handling System**
- S-836 Coker Elutriator Loading System**
- S-837 Coker Reactor Chunk Coke Draw-Off**
- S-838 Coker Pit Feeder (2t-9)**
- S-903 Coker Co Boiler**
- S-923 Coker Auxiliary Burner -Start-Up Only**
- S-924 #24 Furnace-Coker Anti-Cooking Steam Superheater**
- S-925 #25 Furnace-Coker Attriting Steam Superheater**
- A-8 Coker CO Boiler Precipitator**
- A-10 Coker Sluice Tank Spray Box**

Application 18739
Sources to be Removed from Permit to Operate

Facility	Source	Description	<u>Out of Service Date</u>	Revised Permit Condition
B2758	806	Coker	<u>3/16/08</u>	
B2758	807	Coker Blowdown Drum	<u>3/16/08</u>	
B2758	808	Coker Sluice Tank	<u>3/16/08</u>	
B2758	833	Coker Feed Product Handling System	<u>3/16/08</u>	
B2758	836	Coker Elutriator Loading System	<u>3/16/08</u>	

**Application 18739
Sources to be Removed from Permit to Operate**

Facility	Source	Description	<u>Out of Service Date</u>	Revised Permit Condition
B2758	837	Coker Reactor Chunk Coke Draw-off	<u>3/16/08</u>	
B2758	838	Coker Pit Feeder	<u>3/16/08</u>	
B2758	903	No. 5 Boiler House	<u>3/20/08</u>	573, 16685, 18372, 21136, 22150
B2758	923	Coker Startup Burner	<u>3/16/08</u>	4357, 23562
B2758	924	Coker Anti- Cooking Steam Superheater	<u>3/16/08</u>	4357, 16685, 18372, 19528, 23562
B2758	925	Coker Attriting Steam Superheater	<u>3/16/08</u>	4357, 23562
B2758	A-8	Coker CO Boiler Precipitator	<u>3/20/08</u>	22150
B2758	A-10	Coker Sluice Tank Spray Box	<u>3/20/08</u>	

EMISSIONS SUMMARY

There are no increases in emissions associated with this application. This application only cleans up permit conditions to remove out of service sources.

STATEMENT OF COMPLIANCE

Not applicable for these archived sources and updated conditions.

PERMIT CONDITIONS

The following Permit Conditions will be deleted entirely because sources covered by the condition are no longer in service:

COND# 573 -----

- ~~— S903 No. 5 Boiler~~
- ~~— 1. Permittee/Owner/Operator shall ensure that only~~

~~specification grade ammonia (no "Off Spec") is used for injection into the Coker CO Boiler S 903. For the purposes of this permit, "off spec" ammonia is ammonia which contains 20 ppm by weight or higher of either hydrocarbon, H₂S, or Mercaptans.~~

~~(Basis: toxics)~~

~~2. If the APCO determines that ammonia in the stack exhaust in excess of 40 ppm by volume results in a health hazard or excess visible emissions, Permittee/Owner/Operator shall ensure that the ammonia in the stack exhaust does not exceed 40 ppm by volume.~~

~~(Basis: toxics)~~

~~3. Permittee/Owner/Operator shall determine the relationship between NO_x reduction and ammonia slippage and shall operate the ammonia injection system in such a way as to minimize slippage while maximizing NO_x reduction.~~

~~(Basis: toxics)~~

~~4. Permittee/Owner/Operator shall ensure that the ammonia injection rate shall not exceed 475 lb/hr.~~

~~(Basis: toxics)~~

~~5. Deleted obsolete condition.~~

~~6. Permittee/Owner/Operator shall ensure that daily records of the ammonia usage, temperature, and stack NO_x are maintained in a District approved log and that monthly summaries are submitted to the District. The District approved log shall retained on site for not less than 5 years from date of last entry and it shall be made available to the District staff upon request.~~

~~(Basis: toxics)~~

~~7. Deleted. Condition requirements completed.~~

~~8. Deleted. Condition requirements completed.~~

~~9. In the event the APCO determines that the stack opacity is in excess of District Regulations, Permittee/Owner/Operator shall immediately curtail use of the ammonia injection to the extent required to abate the excessive emissions.~~

~~(Basis: Regulation 6 302)~~

~~9a. Effective June 1, 2004, Permittee/Owner/Operator shall install a continuous opacity monitor to ensure that the emission is not greater than 20% opacity for a period or periods aggregating more than three minutes in any hour when the boiler is burning coker flue gas.~~

~~(Basis: Regulation 6 302)~~

~~10. Permittee/Owner/Operator shall inform the District when~~

~~any additional tests are performed to evaluate the ammonia injection system.
(Basis: cumulative increase)~~

~~11. Permittee/Owner/Operator shall ensure that only "Super Cat Manganese 6 High Flash" (Nuodex Solution) or chemical equivalent is injected as a combustion enhancer/ESP flyash conditioner upstream of the Coker CO Boiler S 903.
(Basis: cumulative increase)~~

~~12. Permittee/Owner/Operator shall ensure that the total amount of Nuodex Solution injected at S 903 does not exceed 1000 gallons in any consecutive 24 hour period.
(Basis: cumulative increase)~~

~~13. In order to demonstrate compliance with condition #12, Permittee/Owner/Operator shall maintain daily records in a District approved log to indicate the total number of gallons of Nuodex Solution (or chemical equivalent) injected. These records shall be kept on site and be available for inspection by District personnel for a period of 5 years from the date on which a record is made.
(Basis: cumulative increase)~~

~~14. S 903, boiler #5 shall burn only gaseous fuels.
(Basis: cumulative increase)~~

COND# 21136 -----

~~Application #7381;
Amended by Application #16484;
Amended by Application #8301;~~

~~1. Permittee/Owner/Operator shall ensure that only specification grade ammonia (no "Off Spec") is used for injection into the Coker CO Boiler S 903. For the purposes of this permit, "off spec" ammonia is ammonia which contains 20 ppm by weight or higher of either hydrocarbon, H₂S, or Mercaptans. (basis: toxics)~~

~~2. If the APCO determines that ammonia in the stack exhaust in excess of 40 ppm by volume results in a health hazard or excess visible emissions, the ammonia in the stack exhaust shall not exceed 40 ppm by volume.
(basis: toxics)~~

~~3. Permittee/Owner/Operator shall determine the relationship between NO_x reduction and ammonia~~

- ~~slippage and shall operate the ammonia injection system in such a way as to minimize slippage while maximizing NOx reduction. (basis: toxics)~~
- ~~4. Permittee/Owner/Operator shall ensure that the ammonia injection rate at S 903 does not exceed 475 lbs/hr. (basis: toxics)~~
- ~~5. Deleted obsolete condition.~~
- ~~6. Permittee/Owner/Operator shall ensure that daily records of the ammonia usage, temperature, and stack NOx are maintained in a District approved log and that monthly summaries are submitted to the District. Permittee/Owner/Operator shall ensure that the District approved log is made available to the District staff upon request. (basis: toxics)~~
- ~~7. Deleted. Condition requirements completed.~~
- ~~8. Deleted. Condition requirements completed.~~
- ~~9. In the event the APCO determines that the stack opacity is in excess of District Regulations, Permittee/Owner/Operator shall immediately curtail use of the ammonia injection to the extent required to abate the excessive emissions. (basis: Regulation 6 302)~~
- ~~10. Permittee/Owner/Operator shall inform the District when any additional tests are performed to evaluate the ammonia injection system. (basis: toxics)~~
- ~~11. Permittee/Owner/Operator shall ensure that only "Super Cat Manganese 6 High Flash" (Nuodex Solution or chemical equivalent shall be injected as a combustion enhancer/ESP flyash conditioner upstream of the Coker CO Boiler S 903. (basis: cumulative increase)~~
- ~~12. Permittee/Owner/Operator shall ensure that during each calendar day, the total usage of KI 75, KI 85, and Nuodex combined does not exceed 900 gallons per day. During each calendar day that KI 75 and/or Nuodex is used at S 903 and there is NO usage of KI 85 at S 903, Permittee/Owner/Operator shall ensure that the total combined usage of Nuodex and KI 75 at S 903 does not exceed 1000 gallons per day. (basis: cumulative increase)~~
- ~~13. In order to demonstrate compliance with condition #12, Permittee/Owner/Operator shall maintain daily~~

~~records in a District approved log to indicate the total number of gallons of Nuodex Solution, KI 75, and KI 85 (or chemical equivalent) injected/used at S-903 each calendar day. These records shall be kept on site and be available for inspection by District personnel for a period of 60 months from the date on which a record is made. (basis: cumulative increase)~~

~~14. S-903, boiler #5 shall burn only gaseous fuels. (basis: cumulative increase)~~

The following conditions are attached in underline/strikeout format showing the revisions necessary to reflect the archived sources:

Condition	Archived Source(s)
4357, Source List Only	S-923, S-924, S-925
16685, Parts 1 and 2	S-903, S-924
18372, Parts 27 and 31	S-903, S-924
19528, Part 6	S-924
22150, Parts 1 and 2	S-903, A-8
23562, Source List Only	S-923, S-924, S-925

COND# 4357 -----

Permit Application 14752: Clarify conditions (part 7) to allow owner/operator to bypass (halt ammonia injection) A-1431 SCR during reformer catalyst regeneration.

Application 18739 (November 2008) Removal of S-923, S-924 & S-925

- S848 FCCU Mercox Unit
- S850 No. 3 HDS Unit
- S901 No. 7 Boiler
- S904 No. 6 Boiler
- S908 No. 3 Crude Heater (F8)
- S909 No. 1 Feed Prep Heater
- S915 Platformer Intermediate Heater

- S917 No. 1 HDS Prefract Reboiler
- ~~S923 Coker Auxiliary Startup Burner~~
- ~~S924 Coker Anti Cook Superheater~~
- ~~S925 Coker Attriting Superheater~~
- S928 No. 2 Reformer Heat/Reheating
- S929 HDN Reactor B Heater
- S930 HDN Reactor C Heater
- S931 Hydrocracker Reactor 1 Heater
- S932 Hydrocracker Reactor 2 Heater
- S933 Hydrocracker Reactor 3 Heater
- S934 Hydrocracker Stabilizer Reboiler
- S935 Hydrocracker Splitter Reboiler
- S937 Hydrogen Plant Heater
- S952 Internal Combustion Engine
- S953 Internal Combustion Engine
- S954 Internal Combustion Engine
- S955 Internal Combustion Engine
- S956 Internal Combustion Engine
- S957 Internal Combustion Engine
- S958 Internal Combustion Engine
- S959 Internal Combustion Engine
- S960 Internal Combustion Engine
- S963 Gas Turbine 177
- S971 No. 3 Reformer UOP Furnace
- S972 No. 3 Reformer Debut Reboiler
- S973 No. 3 HDS Recycle Gas Heater
- S1020 No. 3 UOP Reformer

Permit Condition 4357 Application No. 27769 Plant No. 13
Emission Caps For All Criteria Pollutants

COND# 16685 -----

Avon Refinery
Condition Added 09/02/99

Application 18739 (November 2008) Removal of S-903 & S-924

Condition #1:
Permittee/Owner/Operator shall ensure that each combustion source listed below does not exceed its indicated maximum firing rate (higher heating value), expressed in the units of million BTU per day (MMBTU/day). These firing rates are sustainable maximum firing rates. The sustainable hourly firing rates, used for billing purposes, are established by dividing the maximum daily firing rates by 24 hours.

District Source Number (#)	Firing Rate Used for Fees (MMBTU/hr)	Firing Rate Enforceable Limit (MMBTU/day)	District/ Permittee Source Description
----------------------------	--------------------------------------	---	--

S-903	740	17760	#5 Boilerhouse
S-904	848	20352	#6 Boilerhouse
S-908	220	5280	#8 Furnace NO. 3 Crude
S-909	145	3480	#9 Furnace #1 Feed Prep.
S-912	135	3240	#12 Furnace -#1 Feed Prep. Heater
S-913	59	1416	#13 Furnace -#2 Feed Prep. Heater
S-915	20	480	#15Furnace -Plat former Intermediate Heater
S-916	55	1320	#16 Furnace -#1 HDS Heater
S-917	18	432	#17 Furnace -#1 HDS Prefractionator Reboiler
S-919	65	1560	#19Furnace -#2 HDS Depentanizer Reboiler
S-920	63	1512	#20 Furnace -#2 HDS Charge Heater
S-921	63	1512	#21 Furnace -#2 HDS Charge Heater
S-922	130	3120	#22 Furnace -#5 Gas Debutanizer Reboiler
S-924	16	384	#24 Furnace Coker Anti-Cooking Steam Superheater
S-926	145	3480	#26 Furnace -#2 Reformer Splitter Reboiler
S-927	280	6720	#27 Furnace -#2 Reformer Heater AND Reheating
S-928	20	480	#28 Furnace -HDN Reactor A Heater
S-929	20	480	#29 Furnace -HDN ReactorB Heater
S-930	20	480	#30 Furnace -HDN Reactor C Heater
S-931	20	480	#31 Furnace -Hydrocracker Reactor 1 Heater
S-932	20	480	#32 Furnace -Hydrocracker Reactor 2 Heater
S-933	20	480	#33 Furnace -Hydrocracker Reactor 3 Heater
S-934	152	3648	#34 Furnace -Hydrocracker Stabilizer Reboiler
S-935	152	3648	#35 Furnace -Hydrocracker

S-937	743	17832	Splitter Reboiler #37 Furnace -Hydrogen Plant
S-950	440	10560	#50 Furnace - Crude Heater @ 50 Unit
S-951	30	720	#51 Furnace-#2 Reformer Auxiliary Reheat
S-971	300	7200	#53 Furnace -#3 Reformer UOP Furnace
S-972	45	1080	#54 Furnace -#3 Reformer Debutanizer Reboiler
S-973	55	1320	#55 Furnace-No 3 HDS Recycle Gas Heater
S-974	110	2640	#56 Furnace-No 3 HDS Fractionator Feed Heater

(basis: cumulative increase, Regulation 2-1-403)

Condition #2:

In a District approved log (or logs), in units of therms or MMBtu, Permittee/Owner/Operator shall record the amount of each fuel fired at each of S-904, S-908, S-909, S-912, S-913, S-915, S-916, S-917, S-919, S-920, S-921, S-922, ~~S-924~~, S-926, S-927, S-928, S-929, S-930, S-931, S-932, S-933, S-934, S-935, S-937, S-950, S-951, S-971, S-972, S-973, and S-974, based on each fuel's HHV, for each month and each rolling 12 consecutive month period.

Permittee/Owner/Operator shall ensure that the log or logs are retained on site for not less than 5 years from date of last entry and that each log is made available to the District staff upon request.

(basis: cumulative increase, Regulation 2-1-403)

list condition NUMBER >> 18372

COND# 18372 -----

Application #2209 and 16484

Plant #14628

Application 15682 (April, 2007) Initial establishment of NOx box parameters. Delete part 4.

Application 14752 (January 2007) S-927 modification of Part 18

Application 16888 (April 2008) Modification of S-913

Application 16889 (June 2008) Modification of S-951

Application 18739 (November 2008) Removal of S-903 & S-924 from Parts 27 and 31.

Parts 27 through 36 are effective January 1, 2005

*27. The following sources are subject to the refinery-wide NOx emission rate and CO concentration limits in Regulation 9-10:

(Regulation 9-10-301 & 305)

S#	Description	CEM (Y/N)
S908	No. 3 Crude Heater	Y
S909	No. 1 Feed Prep Heater (F9)	N
S912	No. 1 Feed Prep Heater (F12)	N
S913	No. 2 Feed Prep Heater (F13)	N
S915	Platformer Intermediate Heater (F15)	N
S916	No. 1 HDS Heater (F16)	N
S917	No. 1 HDS Prefract Reboiler (F17)	N
S919	No. 2 HDS Heater (F19)	N
S920	No. 2 HDS Heater (F20)	N
S921	No. 2 HDS Heater (F21) (out of service)	N
S922	No. 5 Gas Plant-Debutanizer Reboiler	Y
S924	Coker Anit Coking Superheater (F24)	N
S926	No.2 Reformer Splitter Reboiler (F26)	N
S927	No. 2 Reformer Feed Preheater (F27) & A1431	Y
S928	HDN Reactor A Heater (F28)	N
S929	HDN Reactor B Heater (F29)	N
S930	HDN Reacator C Heater (F30)	N
S931	Hydrocracker Reactor 1 Heater (F31)	N
S932	Hydrocracker Reactor 2 Heater (F32)	N
S933	Hydrocracker Reactor 3 Heater (F33)	N
S934	Hydrocracker Stabilizer Reboiler (F34)	Y
S935	Hydrocracker Splitter Reboiler (F35)	Y
S937	Hydrogen Plant Heater (F37)	Y
S950	No. 50 Unit Curde Feed Heater (F50) & A1432	Y
S951	No. 2 Reformer Aux Reheater (F51)	N
S971	No. 3 Reformer Feed Preheater (F53)& A1433	Y
S972	No. 3 Reformer Dubtanizer Reboiler(F54) & A1433	Y
S973	No. 3 HDS Recycle Gas Heater (F55)	Y
S974	No. 3 HDS Fract Feed Heater (F56)	Y

*31. Except as provided in part 31B & C, the owner/operator shall operate each source within the NOx Box ranges listed below at all times of operation. This part shall not apply to any source that has a properly operated and properly installed NOx CEM. (Regulation 9-10-502)

A.NOx Box ranges

Source No./|Emission Factor (lb/MMBtu)/Min O2 at Low Firing(O2% , MMBtu/hr)/Max O2 at Low Firing(O2% , MMBtu/hr)/Min O2 at High Firing(O2% , MMBtu/hr)/Mid O2 at Mid/High Firing (polygon)(O2% , MMBtu/hr)/Max O2 at High Firing(O2% , MMBtu/hr)

909/0.146/5.6, 53.71/9.6, 41.41/2.1, 83.60/3.1, 67.35/5.7, 76.49

909/0.148/9.6, 41.41/11.2, 61.81/2.1, 83.60/5.7, 76.49/7.3, 79.58

912/0.027/2.1, 60.50/3.4, 70.10/1.9, 101.51/4.0,
104.13/5.4, 100.24

912/0.034/2.1, 60.50/7.0, 57.57/5.4, 100.24/3.4,
70.10/6.5, 99.68

913/0.033/1.2, 19.89/3.0, 14.80/1.5, 39.10/2.1,
15.53/3.6, 39.45

913/0.033/3.0, 14.80/4.5, 15.86/3.6, 39.45/N/A/4.2,
39.50

915/0.143/0, 3.85/8.0, 3.85/0, 20.00/N/A/8.0, 20.00

915/0.098/8.0, 3.85/>8.0, 3.85/8.0, 20.00/N/A/>8.0,
20.00

916/0.088/5.7, 9.53/9.3, 9.17/5.4, 30.00/N/A/9.1,
34.05

916/0.099/9.3, 9.17/10.6, 24.64/9.1,
34.05/N/A/10.4, 33.11

917/0.061/0, 3.60/-, 3.6/0, 18.00/N/A/-, 18.00

919/0.047/3.9, 23.30/8.3, 22.06/5.8, 48.20/9.2,
39.12/10.1, 47.20

919/0.056/8.3, 22.06/9.5, 21.10/9.2,
39.12/N/A/10.1, 47.20

920/0.046/5.0, 24.84/7.7, 17.86/5.8, 40.77/7.1,
15.34/7.3, 42.64

920/0.055/7.7, 17.86/10.8, 27.53/7.3,
42.64/N/A/10.0, 45.15

~~924/0.106/0.0, 3.20/-, 3.20/0.0, 16.00/N/A/-, 16.00~~

926/0.032/1.8, 32.81/6.0, 40.89/2.9, 126.72/4.4,
32.81/3.9, 131.59

926/0.037/6.0, 40.89/7.0, 77.89/3.9,
131.59/N/A/4.2, 122.33

928/0.044/0.0, 4.00/< 6.0, 4.00/0.0, 20.00/N/A/<
6.0, 20.00

928/0.073/6.0, 4.00/> 6.0, 4.00/6.0, 20.00/N/A/>
6.0, 20.00

929/0.024/0.0, 4.00/< 6.0, 4.00/0.0, 20.00/N/A/<
6.0, 20.00

929/0.087/6.0, 4.00/> 6.0, 4.00/6.0, 20.00/N/A/>

6.0, 20.00

930/0.033/0.0, 4.00/< 6.0, 4.00/0.0, 20.00/N/A/<
6.0, 20.00

930/0.077/6.0, 4.00/> 6.0, 4.00/6.0, 20.00/N/A/>
6.0, 20.00

931/0.034/0.0, 4.00/< 9.0, 4.00/0.0, 20.00/N/A/<
9.0, 20.00

931/0.073/9.0, 4.00/> 9.0, 4.00/9.0, 20.00/N/A/>
9.0, 20.00

932/0.037/0.0, 4.00/< 4.0, 4.00/0.0, 20.00/N/A/<
4.0, 20.00

932/0.053/4.0, 4.00/> 4.0, 4.00/4.0, 20.00/N/A/>
4.0, 20.00

933/0.035/0.0, 4.00/< 5.0, 4.00/0.0, 20.00/N/A/<
5.0, 20.00

933/0.050/5.0, 4.00/>5.0, 4.00/5.0, 20.00/N/A/>
5.0, 20.00

951/0.143/5.2, 2.68/9.2, 2.21/4.2, 7.78/8.3,
19.3/14.1, 12.7

951/0.175/12.1, 0.78/13.6, 1.73/9.2,
2.21/N/A/14.1, 12.7

The limits listed above are based on a calendar day
averaging period for both firing rate and O2%.

B.Part 31A. does not apply to low firing rate conditions
(i.e., firing rate less than or equal to 20% of the
unit's rated capacity), during startup or shutdown
periods, or periods of curtailed operation (ex. during
heater idling, refractory dryout, etc.) lasting 5 days
or less. During these conditions the means for
determining compliance with the refinery wide limit
shall be accomplished using the method described in 9-
10-301.2 (i.e. units out of service & 30-day averaging
data).

C.Part 31A. does not apply during any source test
required or permitted by this condition. (Reg. 9-10-
502). See Part 33 for the consequences of source test
results that exceed the emission factors in Part 31.

COND# 19528 -----

[Application 18739 \(November 2008\) Removal of S-924 from Part 6](#)

6. For each of S-917, ~~S-924~~, S-928, S-929, S-930, S-931, S-932, and S-933, Permittee/Owner/Operator shall ensure that not less frequently than once each calendar year a District approved source test is conducted for each source measuring its NOx and CO emission rate using a District approved source test method and that it is conducted in compliance with the District's Manual of Procedures. Permittee/Owner/Operator shall ensure that the first District approved source for each source shall be completed before November 31, 2004.
(basis: Regulation 2-1-403; Regulation 9-10, Regulation 2-6-503)

Condition #22150

For ESPs ~~A8~~, A11, and A30 abating CO Boiler ~~S903~~, S904, and S901, respectively.
Application 18739 (November 2008) Removal of S-903 and A-8

1. In order to ensure compliance with Regulation 6-310, the owner/operator of ~~A-8 Coker CO Boiler Precipitator~~, A-11 No. 6 Boiler Plant Precipitator, and A-30 FCCU Electrostatic Precipitator, shall conduct continuous monitoring of ESP opacity monitoring.
(Basis: Regulation 6-310, 2-6-503)
2. Each time opacity of emissions from ~~A-8 Coker CO Boiler Precipitator~~, A-11 No. 6 Boiler Plant Precipitator, or A-30 FCCU Electrostatic Precipitator exceeds 30%, except for one 6-minute average opacity reading in any 1-hour period, the owner/operator shall conduct a source test to determine compliance with Regulation 6-310. Each time the opacity exceeds this range, the owner/operator shall conduct a source test to determine compliance with Regulation 6-310. The owner/operator shall conduct the source test within 45 days of detection of the exceedence.
(Basis: Regulation 6-310, 2-6-503)
3. Exceedences of the opacity compliance range are deviations and shall be reported as deviations in all Title V reports.
(Basis: Regulation 2-6-503)

COND# 23562 -----

Application 15949 (May 2007): Add EPA Consent Decree requirements (Case No. SA-05-CA-0569-RF: United States of America v. Valero Refining Company - California, et. al.).

Application 18739 (November 2008) Removal of S-923, S-924 & S-925

S904 No. 6 Boiler
S905 No. 6 Boiler Startup Heater
S915 Platformer Intermediate Heater (F15)
S916 No. 1 HDS Heater (F16)
S917 No. 1 HDS Prefract Reboiler (F17)
S919 No. 2 HDS Heater (F19)
S920 No. 2 HDS Heater (F20)

S921 No. 2 HDS Heater (F21)
 S922 No. 5 Gas Plant Debutanizer Reboiler
~~S923 Coker Auxiliary Startup Burner~~
~~S924 Coker Anti Coking Superheater (F24)~~
~~S925 Coker Attriting Superheater (F25)~~
 S926 No.2 Reformer Splitter Reboiler (F26)
 S927 No. 2 Reformer Heat/Reheating (F27)
 S928 HDN Reactor A Heater (F28)
 S929 HDN Reactor B Heater (F29)
 S930 HDN Reactor C Heater (F30)
 S931 Hydrocracker Reactor 1 Heater (F31)
 S932 Hydrocracker Reactor 2 Heater (F32)
 S933 Hydrocracker Reactor 3 Heater (F33)
 S934 Hydrocracker Stabilizer Reboiler (F34)
 S935 Hydrocracker Splitter Reboiler (F35)
 S937 Hydrogen Plant Heater (F37)
 S950 50 Crude Heater (F50)
 S1412 Sulfuric Acid Plant Startup Heater
 S1470 No. 3 Crude Vacuum Distillation Heater(F71)

RECOMMENDATION

It is recommended that an Administrative Change in Conditions be granted to Tesoro for:

Condition	Archived Source(s)
573, Delete All Parts	S-903
4357, Source List Only	S-923, S-924, S-925
16685, Parts 1 and 2	S-903, S-924
18372, Parts 27 and 31	S-903, S-924
19528, Part 6	S-924
21136, Delete All Parts	S-903
22150, Parts 1 and 2	S-903, A-8
23562, Source List Only	S-923, S-924, S-925

By: _____
 Arthur Valla
 Senior Air Quality Engineer

 November 12, 2008

Application 18748, S919 NOx Box Revision
EVALUATION REPORT
TESORO REFINING AND MARKETING COMPANY
REVISED NO_x BOX FOR S-919, F-19
No. 2 HDS DEPENTANIZER REBOILER
APPLICATION 18748, PLANT 14628

BACKGROUND

The Tesoro Golden Eagle Refinery (Tesoro) operates several furnaces and boilers that are subject to Regulation 9, Rule 10, Nitrogen Oxides And Carbon Monoxide From Boilers, Steam Generators And Process Heaters In Petroleum Refineries. Regulation 9-10-301 limits the refinery wide NO_x emissions to 0.033 lb/MMBtu of fired duty. Regulation 9-10-502 requires the installation of a NO_x, CO and O₂ CEM to demonstrate compliance with Regulation 9-10-301. Regulation 9-10-502 also allows a CEM equivalent verification system to determine compliance with Regulation 9-10-301. The District and Tesoro have worked hard to produce the CEM equivalent verification system. This system is called the “NO_x Box”. The NO_x Box is an operating window for the unit, expressed in terms of fired duty and oxygen content in the flue gas. The operating window is established by source tests for various operating conditions. The source tests demonstrate the NO_x emissions are equal to or less than a specified emission factor. As long as the fired unit duty and oxygen content are in this NO_x Box operating window, the specified emission factor is used to determine compliance with the 0.033 lb/MMBtu limit of Regulation 9-10-301. The Permit Condition that contains the details of the NO_x Box is #18372.

Condition 18372, Part 30 required Tesoro to submit the initial NO_x Box for the affected sources by January 1, 2005. Tesoro met this requirement via Application 15682. The NO_x Box’s in the application were supported by properly conducted source tests and the NO_x Box operating windows for all the affected sources have been included in Revision 4 of the Title V permit (reference: Section VI, Condition 18372, Part 31A, NO_x Box Ranges).

This application requests a change in the NO_x Box operating window for:

S-919 F-19 No. 2 HDS Depentanizer Reboiler, 65 MMBTU/hr

The change is as follows:

Source No.	Emission Factor (lb/MMBtu)	Min O ₂ at Low Firing (O ₂ % , MMBtu/hr)	Max O ₂ at Low Firing (O ₂ % , MMBtu/hr)	Min O ₂ at High Firing (O ₂ % , MMBtu/hr)	Mid O ₂ at Mid/High Firing (polygon) (O ₂ % , MMBtu/hr)	Max O ₂ at High Firing (O ₂ % , MMBtu/hr)
919	0.047	3.9, 23.30	8.3, 22.06	5.8, 48.20	9.2, 39.12	10.1, 47.20
	0.056	8.3, 22.06	9.5, 21.10	9.2, 39.12	N/A	10.1, 47.20

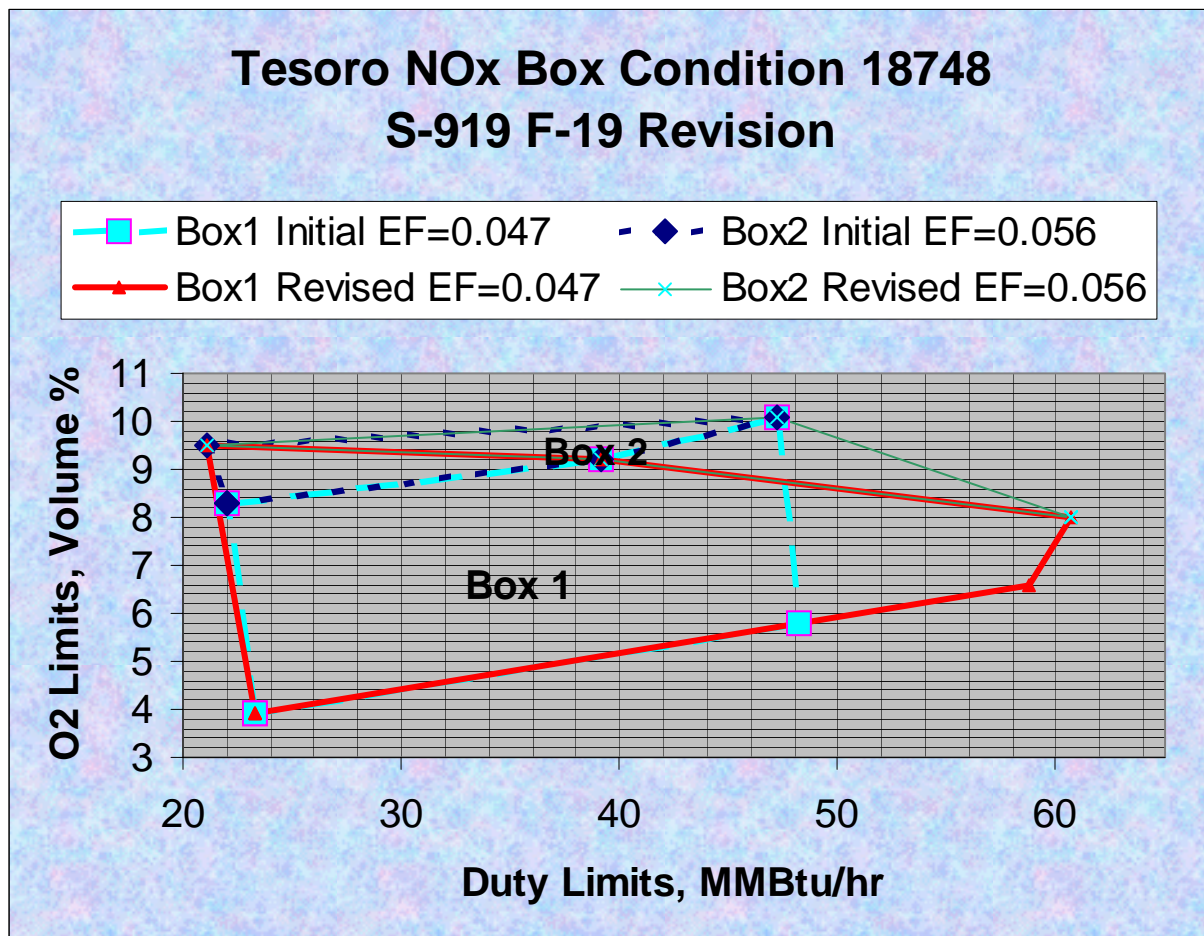
919 new	0.047	3.9, 23.30	8.3, 22.06 <u>9.5, 21.1</u>	5.8, 48.20 <u>6.6, 58.76</u>	9.2, 39.12	10.1, 47.20 <u>8.0, 60.68</u>
	0.056	8.3, 22.06 <u>9.2,</u> <u>39.12</u>	9.5, 21.10	9.2, 39.12 <u>8.0, 60.68</u>	N/A	10.1, 47.20

Tesoro is using two operating ranges as allowed by Condition 18372, Part 30.

The changes are supported by source tests reviewed by the Source Test Section.

This application is being processed as an administrative change in conditions since there is no change to the specified NOx emission factor for this unit.

The following diagram summarizes the changes to the S-919 NOx Box:



EMISSIONS SUMMARY

There are no changes in emissions due to this application. The emission factors are unchanged by this application and there will be no impact on the overall facility limit of 0.033 lb/MMBtu required by Regulation 9-10-301.

PLANT CUMULATIVE INCREASE

There are no net changes to the plant cumulative emissions.

TOXIC RISK SCREEN

This proposed NO_x Box change would not emit toxic compounds in amounts different than previously emitted. Therefore, a toxic risk screen is not required.

BEST AVAILABLE CONTROL TECHNOLOGY

BACT is triggered for new or modified sources that emit criteria pollutants in excess of 10 lbs/day. However, Regulation 2-1-234 defines a modified source as one that results in an increase in daily or annual emissions of a regulated air pollutant. For this application, there is no change in emissions. Therefore, BACT does not apply.

PLANT LOCATION

According to the SCHOOL program, the closest school is Las Juntas Elementary, which is almost two miles from the facility.

COMPLIANCE

The change to the NO_x Box will not change the compliance for Furnace S-919. Emissions from S-919 will comply with Regulation 6 and Regulation 9, Rule 10 as before the change.

The closest school is over a mile from the facility, so the Public Notice requirements of Regulation 2-1-214 do not apply.

Toxics, CEQA, NESHAPS, BACT, Offsets and NSPS do not apply.

CONDITIONS

The NO_x Box Condition 18372, will be modified as shown below. Only the substantive changes for the S-919 NO_x Box points detailed in Part 31A are shown. For clarity, the change is tracked from the version in Revision 4 of the Title V permit. All of the other parts of Condition 18372 remain unchanged by this application.

Condition 18372

- *31. Except as provided in part 31B & C, the owner/operator shall operate each source within the NOx Box ranges listed below at all times of operation. This part shall not apply to any source that has a properly operated and properly installed NOx CEM. (Regulation 9-10-502)

A. NOx Box ranges

Source No.	Emission Factor (lb/MMBtu)	Min O2 at Low Firing (O2% , MMBtu/hr)	Max O2 at Low Firing (O2% , MMBtu/hr)	Min O2 at High Firing (O2% , MMBtu/hr)	Mid O2 at Mid/High Firing (polygon) (O2% , MMBtu/hr)	Max O2 at High Firing (O2% , MMBtu/hr)
909	0.146	5.6, 53.71	9.6, 41.41	2.1, 83.60	3.1, 67.35	5.7, 76.49
	0.148	9.6, 41.41	11.2, 61.81	2.1, 83.60	5.7, 76.49	7.3, 79.58
912	0.027	2.1, 60.50	3.4, 70.10	1.9, 101.51	4.0, 104.13	5.4, 100.24
	0.034	2.1, 60.50	7.0, 57.57	5.4, 100.24	3.4, 70.10	6.5, 99.68
913	0.027	1.2, 19.89	3.0, 14.80	1.3, 30.33	2.1, 15.53	4.1, 25.71
915	0.143	0, 3.85	8.0, 3.85	0, 20.00	N/A	8.0, 20.00
	0.098	8.0, 3.85	>8.0, 3.85	8.0, 20.00	N/A	>8.0, 20.00
916	0.088	5.7, 9.53	9.3, 9.17	5.4, 30.00	N/A	9.1, 34.05
	0.099	9.3, 9.17	10.6, 24.64	9.1, 34.05	N/A	10.4, 33.11
917	0.061	0, 3.60	-, 3.6	0, 18.00	N/A	-, 18.00
919	0.047	3.9, 23.30	8.3, 22.06 <u>9.5, 21.1</u>	5.8, 48.20 <u>6.6, 58.76</u>	9.2, 39.12	10.1, 47.20 <u>8.0, 60.68</u>
	0.056	8.3, 22.06 <u>9.2, 39.12</u>	9.5, 21.10	9.2, 39.12 <u>8.0, 60.68</u>	N/A	10.1, 47.20
920	0.046	5.0, 24.84	7.7, 17.86	5.8, 40.77	7.1, 15.34	7.3, 42.64
	0.055	7.7, 17.86	10.8, 27.53	7.3, 42.64	N/A	10.0, 45.15
924	0.106	0.0, 3.20	-, 3.20	0.0, 16.00	N/A	-, 16.00
926	0.032	1.8, 32.81	6.0, 40.89	2.9, 126.72	4.4, 32.81	3.9, 131.59
	0.037	6.0, 40.89	7.0, 77.89	3.9, 131.59	N/A	4.2, 122.33
928	0.044	0.0, 4.00	< 6.0, 4.00	0.0, 20.00	N/A	< 6.0, 20.00
	0.073	6.0, 4.00	> 6.0, 4.00	6.0, 20.00	N/A	> 6.0, 20.00
929	0.024	0.0, 4.00	< 6.0, 4.00	0.0, 20.00	N/A	< 6.0, 20.00
	0.087	6.0, 4.00	> 6.0, 4.00	6.0, 20.00	N/A	> 6.0, 20.00

Source No.	Emission Factor (lb/MMBtu)	Min O2 at Low Firing (O2% , MMBtu/hr)	Max O2 at Low Firing (O2% , MMBtu/hr)	Min O2 at High Firing (O2% , MMBtu/hr)	Mid O2 at Mid/High Firing (polygon) (O2% , MMBtu/hr)	Max O2 at High Firing (O2% , MMBtu/hr)
930	0.033	0.0, 4.00	< 6.0, 4.00	0.0, 20.00	N/A	< 6.0, 20.00
	0.077	6.0, 4.00	> 6.0, 4.00	6.0, 20.00	N/A	> 6.0, 20.00
931	0.034	0.0, 4.00	< 9.0, 4.00	0.0, 20.00	N/A	< 9.0, 20.00
	0.073	9.0, 4.00	> 9.0, 4.00	9.0, 20.00	N/A	> 9.0, 20.00
932	0.037	0.0, 4.00	< 4.0, 4.00	0.0, 20.00	N/A	< 4.0, 20.00
	0.053	4.0, 4.00	> 4.0, 4.00	4.0, 20.00	N/A	> 4.0, 20.00
933	0.035	0.0, 4.00	< 5.0, 4.00	0.0, 20.00	N/A	< 5.0, 20.00
	0.050	5.0, 4.00	>5.0, 4.00	5.0, 20.00	N/A	> 5.0, 20.00
951	0.111	5.2, 2.68	12.1, 0.78	5.0, 10.42	4.2, 7.78	10.4, 10.19
	0.175	12.1, 0.78	13.6, 1.73	10.4, 10.19	N/A	13.5, 2.61

The limits listed above are based on a calendar day averaging period for both firing rate and O2%.

RECOMMENDATION

It is recommended that a Change of Conditions to the Permit to Operate be granted to Tesoro for:

S-919 F-19 No. 2 HDS Depentanizer Reboiler, 65 MMBTU/hr

 Arthur P. Valla
 Senior Air Quality Engineer

 Date
 December 23, 2008

Application 18752, 50 Unit Blowdown Tower Removal and New Flare

**EVALUATION REPORT
TESORO - GOLDEN EAGLE REFINRY
No. 50 CRUDE UNIT BLOWDOWN TOWER REMOVAL PROJECT
Application #18752 - Plant #14628**

**150 Solano Way
Martinez, CA 94553**

I. BACKGROUND

Tesoro has applied for a modification to their Permit to Operate for the following equipment:

S-834	No 50 Crude Unit Blowdown Tower
S-1001	No 50 Crude Unit
S-1524	No 50 Crude Unit Flare
A-1524	No 50 Crude Unit Flare Gas Recovery System



Tesoro and the District have executed a Compliance and Enforcement Agreement that requires the removal of all blowdown towers. One of the reasons for this agreement was the inability to monitor leakage from the S-1001 No 50 Crude Unit relief valves that vent to the blowdown towers as required by Regulation 8-18-401. This application covers one of the four Tesoro blowdown towers. The modification is to remove S-834 from service and line up the feed to S-834 to a new A-1524 Flare Gas Recovery System, and when the capacity of A-1524 is exceeded, the gases will be vented to the new S-1524 No 50 Crude Unit Flare. Currently the S-834 blowdown drum is used infrequently, but when used, the effluent gas discharges to atmosphere.

This 50 Crude Unit Blowdown Tower Removal Project is different than the other blowdown tower removal projects. The other removal projects rerouted the relief and blowdown streams to the existing flare header system for recovery or disposal with existing equipment. However, this was not possible for S-834 because the 50 Crude Unit northern location is remote from the main refinery process block, on the opposite side of the refinery from the existing flare pad. Connecting the 50 Crude Unit relief and blowdown streams to the existing flare system would have created unacceptable flare header backpressures preventing the relief and blowdown devices from operating properly. Consequently, a new vapor recovery/flare system was required.

This application qualified for the Regulation 2-1-106 Limited Exemption, Accelerated Permitting Program and was granted a temporary Permit to Operate on April 1, 2009.

II. EMISSION CALCULATIONS

Due to the infrequent operation of the 50 Unit Blowdown Tower, it is difficult to estimate emissions for this project. The December 2002 Technical Assessment Document for Further Study Measure 8, Blowdown Systems, had a variety of emission estimates for blowdown towers:

1. 7 tons VOC/day for all blowdown towers based on EPA AP-42 emission factors
2. 220 lbs VOC/day based on a S-834 test conducted in June 2002.
3. 2-225 tons/day of organics based on 5/15/01 NOV A10150 emissions estimates

Tesoro has designed the flare gas recovery system to accommodate all planned venting events, including startups and shutdowns associated with major maintenance turnarounds. Only unexpected upsets or malfunctions will result in flowrates that exceed the capacity of the recovery system, resulting in flaring. Directionally, POC emissions will go down since fewer hydrocarbons are vented to the atmosphere. However, the amount of the reduction cannot be determined definitively.

In addition, the modified S-1001 No 50 Crude Unit will discharge gas to the new flare, which, except for upsets and malfunctions, will be recovered by the flare gas recovery compressors and used as fuel gas. The net impact will be to reduce the amount of purchased natural gas used in the fuel gas system. There would be a combustion emissions impact since the blowdown gas would have a different composition than natural gas. However, it is expected that this emissions impact would be negligible. Moreover, since the composition of the blowdown gas is unknown, this difference is not quantifiable.

For simplification, it is assumed that any increase in fugitive components will be insignificant compared to the mitigated blowdown tower venting (intuitively, this assumption is valid for flare system components in low pressure gas service).

Therefore, there is no emission change associated with this application.

III. PLANT CUMULATIVE INCREASE SINCE 4/5/1991

There are no emission increases associated with this application.

IV. TOXIC SCREENING ANALYSIS

There are no toxic emission increases associated with this application.

V. California Environmental Quality Act (CEQA)

This project is subject to CEQA per Regulation 2-1-310. The Bay Area Air Quality Management District (District) acted as the lead agency under CEQA. The District determined that this replacement project is categorically exempt from CEQA in accordance with the CEQA Guidelines Section 15302 for "Class 2" replacement projects. See Appendix A for the CEQA analysis. The proposed project will be at the same location and of substantially the same purpose and capacity as the replaced structure. Even though there are certain important exceptions to the "Class 2" Replacement Project exemption, as set forth in Guideline Section 15300.2, the District's staff has examined each of them and has determined that none of these exceptions is triggered for the 50 Crude Unit Blowdown Tower Removal Project. Through this categorical exemption, the requirements of CEQA have been met and no environmental analysis needs to be performed.

VI. BEST AVAILABLE CONTROL TECHNOLOGY

The uncontrolled emissions from S1001 No 50 Crude Unit exceed 10 lb per highest day. Therefore a BACT analysis is required. According to the BACT handbook document 82.1, BACT1 is a "ground level flare, enclosed, steam- or air-assisted, w/ staged combustion; POC destruction efficiency >98.5% (>0.6 sec. retention time at >1400°F); use of natural gas or LPG as pilot fuel. Flare to be operated only during periods of emergency plant upset or breakdown; routine venting of process gases to be routed to fuel gas recovery system." The applicant has estimated the cost of a ground level flare to be \$43,668,000. Using the worst-case 225 tons POC emitted during the 5/15/01 event, and assuming this event occurs twice per year, the cost effectiveness of a BACT1 level of control is:

$$\$43,668,000 / [(225 \text{ tons POC}) \times (2 \text{ events/yr}) \times (0.985 \text{ efficiency})] = \$98500 / \text{ton}$$

This is above the economic limit of \$17,500 / ton policy. Therefore, a BACT1 level of control is not economic and is not required.

BACT2 is an "elevated flare, steam- or air- assisted, w/staged combustion; POC destruction efficiency >98%; use of natural gas or LPG as pilot fuel. Flare to be operated only during periods of emergency plant upset or breakdown; routine venting of process gases to be routed to fuel gas recovery system."

This project complies with BACT2.

VII. OFFSETS

Since there are no emission increases associated with this application, Offsets do not apply.

VIII. NSPS

The 50 Crude Unit is subject to NSPS Subpart GGGa (Standards Of Performance For Equipment Leaks Of VOC In Petroleum Refineries For Which Construction, Reconstruction, Or Modification Commenced After November 7, 2006).

In general, pursuant to 40 CFR 60.1, the 50 Crude Unit is subject to NSPS Subpart A because it is subject to NSPS. However, the requirements of NSPS Subpart A §60.18 (General control device and work practice requirements) only apply if a specific referral is applicable, per 40 CFR 60.18(a)(1).

NSPS Subpart GGa 40 CFR 60.592a(a) requires compliance with NSPS Subpart VVa (Standards of Performance for Equipment Leaks of VOC in the Synthetic Organic Chemicals Manufacturing Industry for Which Construction, Reconstruction, or Modification Commenced After November 7, 2006) §60.482-1a through §60.482-10a. For the pressure relief valves proposed to be routed to the new vapor recovery/flare equipment, the standard §60.482-4a contains leakage standards of detectable emissions less than 500 ppm above background. However, §60.482-4a(c) exempts the 500 ppm standard for devices routed to a process, fuel gas system, or to a closed vent system capable of capturing and transporting leakage through the pressure relief device to a control device as described in §60.482-10a.

Tesoro complies with the §60.482-4a(c) exemption in two ways. Normally, the pressure relief device leakage will be routed to a gas plant through the vapor recovery system. In the event that the capacity of the vapor recovery compressors is exceeded, Tesoro complies with §60.482-4a(c) by routing the gas to the new flare. This second method for complying with §60.482-4a(c) is expected to be infrequent, only occurring during a malfunction or upset conditions. In this case, the pressure relief device leakage is commingled with the process upset gas and is sent to the flare for safe disposal.

When the pressure relief device leakage is routed to a gas plant, where most of the leakage gas is directed to the fuel gas system and disposed of in refinery furnaces, then §60.482-10a(c) requires the furnaces to be designed and operated to reduce the VOC emissions vented to them with an efficiency of 95 percent or greater, or to an exit concentration of 20 parts per million by volume, on a dry basis, corrected to 3 percent oxygen, whichever is less stringent or to provide a minimum residence time of 0.75 seconds at a minimum temperature of 816 °C. When the pressure relief device leakage is routed to the flare, then pursuant to 40 CFR 60.482-10a(d), the flare shall comply with the requirements of §60.18.

The new flare will be subject to NSPS Subpart Ja Standards Of Performance For Petroleum Refineries For Which Construction, Reconstruction, Or Modification Commenced After May 14, 2007. Pursuant to 60.100a(b), the provisions of Subpart Ja apply only to flares which commence construction, modification, or reconstruction, after June 24, 2008. At the date of this evaluation, rulemaking for Subpart Ja was undergoing a revision. There is a possibility that the requirements of Subpart Ja will change. Nonetheless, Tesoro has agreed to comply with the requirements of all portions of Subpart Ja that are applicable to the new flare S-1524. In addition, it is recognized that the final version or additional information may result in NSPS Subpart J being applicable instead of Subpart Ja. A permit condition will be included in the permit that allows a change if the final information merits it.

IX. NESHAPS

The 50 Crude Unit is subject to Part 63—National Emission Standards For Hazardous Air Pollutants For Source Categories, Subpart CC—National Emission Standards for Hazardous Air Pollutants From Petroleum Refineries (aka Refinery MACT) pursuant to 40 CFR 63.640(a). §63.648 (Equipment leak standards) requires compliance with the provisions of 40 CFR Part 60 Subpart VV (Standards of Performance for Equipment Leaks of VOC in the Synthetic Organic Chemicals Manufacturing Industry for which Construction, Reconstruction, or Modification Commenced After January 5, 1981, and on or Before November 7, 2006).

For the pressure relief valves proposed to be routed to the new vapor recovery/flare equipment, the standard §60.482-4 contains leakage standards of detectable emissions less than 500 ppm above background. However, §60.482-4(c) exempts the 500 ppm standard for devices routed to a process, fuel gas system, or to a closed vent system capable of capturing and transporting leakage through the pressure relief device to a control device as described in §60.482-10.

Tesoro complies with the §60.482-4(c) exemption in two ways. Normally, the pressure relief device leakage will be routed to a gas plant through the vapor recovery system. In the event that the capacity of the vapor recovery compressors is exceeded, Tesoro complies with §60.482-4(c) by routing the gas to the new flare. This second method for complying with §60.482-4(c) is expected to be infrequent, only occurring during a malfunction or upset conditions. In this case, the pressure relief device leakage is commingled with the process upset gas and is sent to the flare for safe disposal.

When the pressure relief device leakage is routed to a gas plant, where most of the gas is routed to the fuel gas system and disposed of in refinery furnaces, then §60.482-10(c) requires the furnaces to be designed and operated to reduce the VOC emissions vented to them with an efficiency of 95 percent or greater, or to an exit concentration of 20 parts per million by volume, on a dry basis, corrected to 3 percent oxygen, whichever is less stringent or to provide a minimum residence time of 0.75 seconds at a minimum temperature of 816 °C. When the pressure relief device leakage is routed to the flare, then pursuant to 40 CFR 60.482-10(d), the flare shall comply with the requirements of §60.18.

The Refinery MACT §63.640(p) is the equipment leaks ‘overlap’ that states that if the provisions of 40 CFR 60 and 61 are also applicable, then the owner only need to comply with the Refinery MACT provisions. Therefore, the VOC emission reduction requirements of NSPS Subpart VV (as required by Refinery MACT Subpart CC) apply instead of the VOC emission reduction requirements of NSPS Subpart VVa (as required by NSPS Subpart GGGa).

The Refinery MACT §63.640(d)(5) specifies that emission points routed to a fuel gas system as defined in §63.641, are not part of the affected source subject to Subpart CC. Fuel Gas System is defined in §63.641 as follows:

Fuel gas system means the offsite and onsite piping and control system that gathers gaseous streams generated by refinery operations, may blend them with sources of gas, if available, and transports the blended gaseous fuel at suitable pressures for use as fuel in heaters, furnaces, boilers, incinerators, gas turbines, and other combustion devices located within or outside of the refinery. The fuel is piped directly to each individual combustion device, and the system typically operates at pressures over atmospheric. The gaseous streams can contain a mixture of methane, light hydrocarbons, hydrogen and other miscellaneous species.

Since the new proposed vapor recovery system sends the pressure relief device leakage gas (along with all recovered gas) to a gas plant, and not directly to each individual combustion device, it follows that the §63.640(d)(5) exemption does not apply. With this strict interpretation of the definition of Fuel Gas System, the previous applicability determination holds: The VOC emission reduction requirements of NSPS Subpart VV (as required by Refinery MACT Subpart CC) apply instead of the VOC emission reduction requirements of NSPS Subpart VVa (as required by NSPS Subpart GGGa).

A less stringent approach would be that indeed, the emission point is routed to the Fuel Gas System, and that the §63.640(d)(5) applies exempting the pressure relief device leakage from the affected source of the Refinery MACT Subpart CC. In this case, the §63.640(p) equipment leaks ‘overlap’ does not apply since the pressure relief valves are not part of the affected source of Refinery MACT Subpart CC. In this case, the correct applicability determination is as shown in

the NSPS section above: the VOC emission reduction requirements of NSPS Subpart VVa (as required by NSPS Subpart GGGa) apply.

Regardless of the interpretation of the definition of Fuel Gas System, in the infrequent event that the capacity of the vapor recovery compressors is exceeded, then the VOC emission reduction requirements of NSPS are satisfied with the new flare. In either case the flare must comply with the requirements of 40 CFR 60.18.

It is recognized that this issue of 60.18 applicability has been escalated evidenced by recent inquiries from WSPA. It is possible that additional information may be provided that could impact this determination. Therefore, a permit condition will be included in the permit that will allow a change if the final information merits it.

X. STATEMENT OF COMPLIANCE

Compliance for S-834 will remain unaffected by this application, since the source will be removed from service in accordance with the Compliance and Enforcement Agreement.

Compliance of S-1001 No 50 Crude Unit will remain mostly unaffected. The addition of new compressors and the rerouting of the pressure relief devices and other hydrocarbon sources to the new vapor recovery/flare system will trigger NSPS Subpart GGGa, Standards Of Performance For Equipment Leaks Of Voc In Petroleum Refineries For Which Construction, Reconstruction, Or Modification Commenced After November 7, 2006.

S-1524 is subject to, and is expected to be in compliance with Regulation 12, Rule 11 and Rule 12. Tesoro has scheduled the proposal of the project specific FMP update by August 1, 2009.

This project is considered to be exempt under the District's CEQA Regulation 2-1-312.7:

312.7 Permit applications for the replacement or reconstruction of existing sources or facilities where the new source or facility will be located on the same site as the source or facility replaced and will have substantially the same purpose and capacity as the source or facility replaced.

This project is over 1,000 ft from the nearest public school and is therefore not subject to the public notification requirements of Regulation 2-1-412.

The project will comply with BACT.

The project is subject to, and in compliance with, NSPS Subpart Ja and GGGa, and NESHAPS Refinery MACT Subpart CC.

Toxics, Offsets and PSD are not applicable.

XI. PERMIT CONDITIONS

The following permit condition will be imposed.

Application 18752 (May 2009)

No. 50 Crude Unit Blowdown Tower S-834 Replacement Project

S-1001 No. 50 Crude Unit

A-1524 No. 50 Crude Unit Vapor Recovery System

S-1524 No. 50 Crude Unit Flare

1. Notwithstanding any provision of District regulations allowing for the malfunction of A-1524 due to a valid breakdown, the Owner/Operator shall operate S-1001 50 Crude Unit only when A-1524 Vapor Recovery System is in operation. (Basis: Cumulative Increase, Consent Decree §235(a))
2. The Owner/Operator shall only operate S-1524 50 Crude Unit Flare during upsets, malfunctions or emergencies. (Basis: BACT, Cumulative Increase)
3. The Owner/Operator of S-1524 50 Crude Unit Flare shall comply with all applicable requirements of NSPS Subpart Ja when this subpart becomes final. To that end, the APCO may administratively modify this condition. (Basis: NSPS)
4. The Owner/Operator of S-1524 50 Crude Unit Flare shall comply with NSPS Subpart A, 40 CFR 60.18. (Basis: NSPS)
5. The Owner/Operator of S-1524 50 Crude Unit Flare shall notify the District in writing if the August 1, 2009 scheduled date of the project specific FMP update proposal needs to be revised. To allow compliance with Regulation 12-12-404.2, the FMP update proposal be submitted to the District no later than 4 months prior to the startup of S-1524. (Basis: Regulation 12-12-404.2)
6. The owner/operator of S-1524 shall use steam assisted, staged combustion in the flare to minimize smoking. (Basis: BACT)
7. The owner/operator of S-1524 shall have a hydrocarbon destruction efficiency of at least 98% POC on a mass basis. (basis: BACT)
8. The owner/operator of S-1524 shall not exceed 3,942,000 standard cubic feet of natural gas for flare pilots in any consecutive 12-month period. The owner/operator shall fire only natural gas at all flare pilots. (Basis: cumulative increase)
9. The owner/operator of S-1524 shall install H₂S continuous vent gas monitoring and recording system to verify compliance with the requirement of Regulation 12-11. The

ENGINEERING EVALUATION APPENDIX A

CEQA ANALYSIS FOR 50 CRUDE UNIT BLOWDOWN TOWER REPLACEMENT PROJECT

**Tesoro Golden Eagle Refinery
Martinez, California
Permit Application No. 18752
Plant No. 14628**

By Arthur P Valla
Senior Air Quality Engineer
Bay Area Air Quality Management District
May 19, 2009

This memorandum addresses the applicability of the California Environmental Quality Act (“CEQA”) to Tesoro’s proposed 50 Crude Unit Blowdown Tower Replacement Project. The project involves replacing the existing 50 Crude Unit Blowdown Tower with a new 50 Crude Unit Vapor Recovery and Flare System, as specified in District Permit Application No. 18752.

I. INTRODUCTION AND SUMMARY OF CONCLUSIONS

Issuance of an Authority to Construct for the 50 Crude Unit Blowdown Tower Replacement Project is considered a “project” for purposes of CEQA. (Public Resources Code § 21065.) CEQA requires public agencies to evaluate the potential environmental impacts of certain types of “projects” before approving them. (Public Resources Code § 21080.) However, CEQA exempts certain categories of projects from the formal environmental impacts analysis requirements. The replacement of existing structures and facilities, where the new structure will be located on the same site as the structure replaced, and will have substantially the same purpose and capacity, as the structure replaced, is one such exempt category. This categorical exemption is commonly known as the “Class 2” or Replacement Project Exemption. (*See* CEQA Guidelines § 15302, 14 Cal. Code Regs. § 15302; District Regulation 2-1-312.7.) As explained herein, the Blowdown Tower Replacement Project falls within this categorical exemption, and so it is exempt from CEQA. The District is therefore not preparing an Initial Study for the project or a Negative Declaration or Environmental Impact Report.

II. THE REPLACEMENT OF TESORO’S BLOWDOWN TOWER WITH VAPOR RECOVERY/FLARE EQUIPMENT IS A “REPLACEMENT PROJECT” THAT IS CATEGORICALLY EXEMPT FROM CEQA

A. The Blowdown Tower Replacement Project is a “Replacement Project”

The “Class 2” Replacement Project Exemption applies where a structure or facility is replaced by a new structure that will be located on the same site as the structure replaced, and will have substantially the same purpose and capacity as the structure replaced. Where these criteria are satisfied, the project is categorically exempt from CEQA and no formal environmental analysis

needs to be performed. (See CEQA Guidelines Section 15302; District Regulation 2-1-312.7.) All of the exemption's applicability criteria are satisfied here.

(a) *Location.* The 50 Unit Flare will be located on the same site as the structure it replaces. According to the information submitted by Tesoro with the permit application, the Blowdown Tower Replacement Project involves the installation of replacement equipment within the existing 50 Crude Unit plot. The entire project will be constructed completely within existing refinery boundaries. The California courts have confirmed that projects such as this, involving a replacement structure built within the area bounded by an existing plant and located on the same site as the structure replaced, qualify for the Replacement Project exemption. (See *Dehne v. County of Santa Clara County* (1981) 115 Cal. App. 3d 827.)

(b) *Purpose.* The project will involve upgrading the air pollution control equipment at the 50 Crude Unit by replacing the existing atmospheric blowdown tower with a vapor recovery/flare system. Doing so will not change the primary purpose of the 50 Crude Unit or the air pollution control equipment, nor of the refinery in general.

The primary purpose of the Golden Eagle Refinery is to refine crude into gasoline and diesel. Other fuels and products, including propane, butane, carbon dioxide, fuel oil, heavy gas oil, light cycle oil, and coke are byproducts of the gasoline and diesel refining process, and also are sold as marketable products. The purpose of the Golden Eagle Refinery will not change due to the replacement of the blowdown tower.

The primary purpose of the existing blowdown tower is to safely collect and dispose of gas and liquid streams from the 50 Crude Unit's relief and blowdown sources. The new vapor recovery/flare system will have the same purpose as the existing blowdown tower. The blowdown tower collects the streams, recovers liquid components, and discharges the gases in a safe location for dispersion at a high elevation. The new vapor recovery system recovers the liquid components, compresses the gas for use in the refinery fuel gas system, and, if the capacity of compressors is inadequate, safely disposes the excess gas via combustion in a new flare.

As the project will not involve any change in the purpose of the 50 Crude Unit, its air pollution control equipment, or of the refinery as a whole, it is eligible for the Replacement Project exemption.

(c) *Capacity.* As explained in the permit application, the new vapor recovery/flare equipment will have the exact same capacity as the existing blowdown tower. The maximum capacity of the Golden Eagle Refinery will not change due to the 50 Crude Unit Blowdown Tower Replacement. As the project will not involve any change in the capacity of the equipment or of the refinery as a whole, it is eligible for the Replacement Project exemption.

This project removes the blowdown tower, a simple phase separation (also known as a knock-out) device, and replaces it with more sophisticated and efficient equipment – the vapor recovery compressors and flare. The California Courts have made clear that a project such as this, involving the upgrade of an existing heavy industrial process to a newer, more efficient type of process, is exempt from the environmental impact analysis requirement under the “Class 2”

Replacement Project exemption. (*See Dehne v. County of Santa Clara* (1981) 115 Cal.App.3d 827 involving the replacement of an existing “wet process” cement manufacturing plant with a new “dry process” plant at the same location). The fact that this is a large capital project at a petroleum refinery does not alter this conclusion, as the court held in the *Dehne* case. Public Resources Code Section 21084 does not limit to relatively minor projects the exemptions from CEQA. Where no size limitation is stated under the exemption category, no size limitation is intended (See Cal.Jur.3d, Pollution and Conservation Laws, Section 382; Am. Jur.2d, Pollution Control Section 37.)

B. The Project Does Not Trigger Any of the Exceptions to the Categorical Exemption

There are certain important exceptions to the “Class 2” Replacement Project exemption, as set forth in Guidelines Section 15300.2. The District has examined each of them and has determined that none is triggered here. The exceptions, and the reasons why they do not apply, are set forth below.

(a) *Location.* Certain categorical exemptions are qualified by consideration of where the project is to be located. But this exception does not apply to the “Class 2” Replacement Project exemption.

(b) *Cumulative Impact.* The Replacement Project exemption does not apply where the cumulative impact of successive projects of the same type in the same place, over time is significant. This exception applies where the impacts of the project under review are considerable when evaluated against the backdrop of the environmental effects of other similar projects. Where the incremental impacts of the project are not significant, by definition they are not cumulatively significant within the meaning of the exception. (*See* 14 Cal. Code Regs. § 15065(c); *San Joaquin Raptor/Wildlife Rescue Center v. County of Stanislaus* (1996) 42 Cal. App. 4th 608, 622; *Leonoff v. Monterey Cty. Bd. Of Supervisors* (1990) 222 Cal. App. 3d 1337, 1338; *Newberry Springs Water Ass’n v. County of San Bernardino* (1984) 150 Cal. App. 3d 740, 750.)

This exception does not apply here because the incremental impact of this project will be environmentally *beneficial*, not harmful. The Blowdown Tower Replacement Project has two primary environmental benefits:

1. Reduction of hydrocarbon emissions from normal anticipated operation by redirecting process waste gases from the 50 Crude Unit to the fuel gas system, instead of venting them unabated directly into the atmosphere.
2. Reduction of hydrocarbon emissions from process upsets and malfunctions by redirecting process upset gases from all 50 Crude Unit pressure relief valves into the new safety flare, instead of venting them unabated directly into the atmosphere.

In light of these substantial environmental benefits from this project, it is evident that this project would not contribute to adverse cumulative impacts on air quality. This is because if a project

does not itself contribute to an impact, then the impact is not a cumulative impact of the project combined with impacts of other projects.

Furthermore, even if the potential impacts from construction and operation of the vapor recovery/flare equipment are considered in isolation, and not in the context of the reduction in impacts compared with the existing blowdown tower, the impacts would still not be considered cumulatively significant. Under the CEQA Guidelines, the cumulative impacts associated with a project are less than significant where:

“the project will comply with the requirements in a previously approved plan or mitigation program which provides specific requirements that will avoid or substantially lessen the cumulative problem (e.g. water quality control plan, air quality plan, integrated waste management plan) within the geographic area in which the project is located.”

(14 Cal. Code Regs. § 15064(h)(3).)

As the District’s December 1999 BAAQMD CEQA Guidelines explains this principle as it applies to District air quality permitting,

"If a project is proposed in a city or county with a general plan that is consistent with the Clean Air Plan and the project is consistent with that general plan (i.e., it does not require a general plan amendment), then the project will not have a significant cumulative impact (provided, of course, the project does not individually have any significant impacts). No further analysis regarding cumulative air emissions impacts is necessary."

(BAAQMD CEQA Guidelines, December 1999, page 19.)

Here, all potential impacts associated with the construction and operation of the vapor recovery/flare equipment are consistent with County and regional plans and mitigation programs, including the Contra Costa County General Plan and the District’s Clean Air Plan. The Contra Costa County General Plan, updated in 2005, includes specific policies to preserve and enhance existing development and to provide for orderly and appropriate new development until approximately the year 2020. Actions and approvals required for the 50 Crude Unit Blowdown Tower Replacement Project by the Contra Costa Community Development Department must be consistent with the General Plan. As part of the Conservation Element of its General Plan, Contra Costa County has adopted certain goals intended to improve air quality in the County. These include:

- To meet Federal Air Quality Standards for all pollutants.
- To continue to support federal, State, and regional efforts to reduce air pollution in order to protect human and environmental health.
- To restore air quality in the area to a more healthful level.

The proposed 50 Crude Unit Blowdown Tower Replacement Project is consistent with these policies of the Contra Costa County General Plan and the Contra Costa County General Plan is expected to be consistent with the Clean Air Plan for the Bay Area Air Basin. Construction and operation of the vapor recovery/flare equipment will therefore not have any significant cumulative impacts even when viewed in isolation without taking into account the substantial environmental benefits compared to the existing blowdown tower.

Finally, it is also important to note that notwithstanding the foregoing analysis, the District has no indication of any actual past, current, or future projects of the same type in the same place as this project. Based on discussions with a senior planner from Contra Costa County Community

Development, staff identified only two environmental impact reports (EIRs) done for projects at the Tesoro Golden Eagle Refinery, the 1994 Clean Fuels Project EIR and the 2002 Addendum to the Clean Fuels Project EIR. Per the CEQA Appendix H (#14), Tesoro states that there are no other projects at the Golden Eagle Refinery associated with the 50 Crude Unit Blowdown Tower Replacement Project and there is no additional development related to the project. Tesoro also states that the 50 Crude Unit Blowdown Tower Replacement Project is not related to any other project at the refinery. The District also has no indication of any similar projects being undertaken or planned by any of the other refineries in the Bay Area.²

Tesoro undertook a project in 2006-2008 in a different part of the refinery to replace its old fluid coker with a delayed coker (the Coker Modification Project (“CMP”), District Applications 14141, 16389, 17798 and 18739), and that project involved the construction of a new safety flare to handle upset gases from the new delayed coker. But that project was not the same type of project because its primary purpose was to replace the problematic Fluid Coker with a Delayed Coker. Moreover, even if the element of the project that involved installing the new flare could be considered a same type of project as the element of this project that involves installing a new flare, the impacts of the two flare installations combined would not be cumulatively significant. Both flares are consistent with County and regional plans, making them cumulatively less than significant under CEQA. Both flares also resulted in reduced emissions overall, and so their combined effect is also to reduce emissions overall. And any new impacts resulting from the new flares directly will less than significant, as the District has found in this analysis and in the detailed CEQA analysis for the CMP. The District has considered the impacts of the installation of the new CMP flare and the new 50 Crude Unit flare combined to the extent that they could be considered related, and has concluded that any cumulative impacts from installation of the two new flares considered together will be less than significant.

For all of these reasons, the District has concluded that there will be no cumulatively significant impacts from this project that would make it ineligible for the Replacement Project exemption.

(c) *Significant Effect Due to Unusual Circumstances.* The Replacement Project exemption does not apply where there is a reasonable possibility that the project will have a significant effect on the environment due to unusual circumstances. This exception involves a two-part inquiry.

The first question is whether the project presents any “unusual circumstances” that would not be expected from the typical facility replacement project. This question asks (i) whether the circumstances involved in the project differ from the general circumstances of projects that would normally be considered “Class 2” replacement projects; and (ii) if so, whether those circumstances create an environmental risk that does not exist for the general class replacement projects covered by the exemption. (*See, e.g., Committee to Save the Hollywood Specific Plan v. City of Los Angeles* (2008) 161 Cal.App.4th 1168, 1186; *Azusa Land Reclamation Co. v. Main San Gabriel Basin Watermaster* (1997) 52 Cal.App.4th 1165, 1207.) Whether a circumstance is “unusual” is judged relative to the typical circumstances associated with a replacement project.

² Tesoro also has three other atmospheric blowdown towers at the refinery, but it is not removing them. Tesoro will stop using them in hydrocarbon service under an enforcement agreement with the District, but the blowdown towers will remain in place to serve non-hydrocarbon streams. There are no other atmospheric blowdown systems at any other refineries in the Bay Area.

(See *San Lorenzo Val. Comm. Advocates for Responsible Educ. v. San Lorenzo Val. Unified School Dist.* (2006) 139 Cal.App.4th 1356, 1381.)

Where a project is consistent with the local zoning for the area and where there are comparable facilities in the immediate area, the circumstances are not considered “unusual” for purposes of this analysis. (See *Bloom v. McGurk* (1994) 26 Cal.App.4th 1307, 1315-16.) Here, the project is consistent with the Contra Costa County zoning of “Heavy Industrial” (HI) and the project components will be located within the bounds of other similar equipment at the refinery; therefore the circumstances associated with replacing the blowdown tower are presumptively not “unusual.” The replacement project is consistent with Tesoro’s existing land use permit and does not require a variance, permit amendment, or rezoning application. According to CEQA Appendix H (#5), Contra Costa County has confirmed that this project does not require a County Land Use Permit.

If it is determined that the project involves “unusual circumstances” that are different from the typical replacement project, the second question is then whether there is a reasonable possibility of a significant effect on the environment as a result of the “unusual circumstances.” (See *Committee to Save the Hollywood Specific Plan, supra*, 161 Cal.App.4th at 1186.) Even if there are “unusual circumstances,” the project can still qualify for the exemption if the unusual circumstances are not associated with a significant effect on the environment.

The District has evaluated the following potential impacts of the project both to assess whether these attributes present unusual circumstances and to assess whether the project may have significant environmental impacts:

1. Construction-Related Impacts
2. Air Emissions From Flare Operation
3. Aesthetic, Safety & Other Miscellaneous Impacts From Flare
4. Potential for Industrial Accidents

As discussed in detail below, none of these attributes triggers the “significant effects due to unusual circumstances” exception, because the circumstances are not unusual compared with a typical project to replace air pollution control equipment, because the impacts associated with them are less than significant, or both.

1. Construction-Related Impacts

The project will involve a certain amount of construction activity to remove existing equipment and to install new equipment for the vapor recovery/flare equipment. The District has determined that these activities do not trigger the exception.

A. Construction Activities Are Not “Unusual” For A Replacement Project.

Construction activities associated with the 50 Crude Unit Blowdown Tower Replacement Project are clearly not an “unusual circumstance” because the typical replacement project would involve such activities. Indeed, it would be impossible to replace a facility with a new or modified facility without having to engage in construction activities. This conclusion is also supported by the leading court case on the Replacement Project exemption, *Dehne v. County of Santa Clara*

(1981) 115 Cal.App.3d 827. There, a cement plant replaced a major industrial process with a new type of process, which was a very large scale replacement project and clearly involved a very substantial amount of construction. The replacement project exemption clearly contemplates that there will be such construction activities.

Moreover, the construction activities will be no more intensive than the types of activities that regularly occur at refineries during routine maintenance work. Refineries typically schedule substantial construction and maintenance activities to occur during “major turnarounds.” Major turnarounds are periods when portions of the refinery are shut down so that equipment can be replaced or maintained. Because these turnarounds are routine, refineries such as the Golden Eagle Refinery have processes in place for addressing construction staging, parking, and peak traffic flows. The number of construction vehicles used during the construction period for the blowdown tower replacement project is expected to be less than the number of vehicles typically required for major turnaround projects at the refinery. The construction traffic and activities associated with the blowdown tower replacement project are consistent with normal construction and maintenance activities at the refinery. Such activities do not constitute “unusual circumstances” for a refinery project.

B. Impacts From Construction Activities Will Be Less Than Significant

In addition, the District has determined that any potential impacts due to construction activities will be less than significant.

All the construction is expected to take place within the existing footprint of the Tesoro refinery. There will be no change in setting that is environmentally significant.

Diesel particulate matter, a toxic air contaminant related to construction equipment, is expected to be insignificant because of the short-term nature of the construction activities. In addition, Tesoro will require construction contractors to use CARB ultra low sulfur diesel fuel, not to exceed 15 ppm sulfur content.

According to CEQA Appendix H (#25) Tesoro has included as part of its project all standard dust control procedures during construction. The project does not involve significant dust generating activities. Nonetheless, there is piped water throughout the project area and the soil will be watered down as needed.

Traffic and transportation impacts during construction are not expected to be significant because of the temporary nature of construction activities and because access routes and gate procedures at the Golden Eagle Refinery have been established to accommodate the peak flow of traffic during commute hours without significant impacts to local intersections. Significant traffic noise effects will not occur because access roads from the refinery gates to major freeways do not pass through any residential areas. In addition, according to CEQA Appendix H (#27), noise from the project is expected to comply with the County of Contra Costa regulatory limits, including the Contra Costa General Plan Noise and Land Use Compatibility Guidelines, and will be attenuated due to the distance between construction areas and sensitive receptors.

Construction activities will not have a reasonable possibility of a significant effect on the environment.

2. Air Emissions from Flare Operation

The Blowdown Tower Replacement Project will substantially reduce air emissions from the 50 Crude Unit by upgrading the existing atmospheric blowdown system to a state-of-the-art vapor recovery and collection system with a safety flare. Currently, excess gases from startups and shutdowns of the 50 Crude Unit, and from unexpected equipment malfunctions, are vented to the blowdown tower. The blowdown tower removes liquids but does not abate air emissions in any significant way. (These pressure relief valves are called “atmospheric” because they vent directly to the atmosphere.) The replacement project would upgrade this system to a gas recovery system and safety flare instead. Gases vented from the 50 Crude Unit will be recovered and reused in the refinery where it is possible to do so. Tesoro has designed the vapor recovery system to recover gases in all expected operation, including startup and shutdowns associated with major maintenance turnarounds. In cases where the gases cannot be safely recovered (which will only occur during unexpected upsets or malfunctions) they will be sent to a safety flare where they will be incinerated instead of being vented directly into the atmosphere. Incinerating the gases in the flare provides a clear environmental benefit compared with venting them directly into the atmosphere unabated.

Air emissions will therefore be substantially reduced by removing the existing blowdown tower and replacing it with vapor recovery compressors and a flare. There will still be the possibility for air emissions after installation of the new system, however, only in the event that the flare is used. The District has evaluated the impacts from the potential for flare emissions and has concluded that this is not an unusual circumstance for a project to replace air pollution abatement equipment and would not be a significant negative environmental impact from the project because emissions are being reduced.

A. Continued Air Emissions From The Replacement Of Air Pollution Control Equipment Is Not An “Unusual Circumstance”

The existence of air emissions from a replacement project is not an “unusual circumstance”. When an industrial facility is replaced, it is typical that the replacement facility will have air emissions relatively similar to the emissions from the existing facility. (*See, e.g., Dehne*, 115 Cal. App. 3d at 839-840.) Moreover, in this case the project is the replacement of older air pollution control equipment with more modern equipment, and it is typical for the new air pollution control equipment to have air emissions of the same type as the old equipment. Furthermore, the air emissions from operation of the vapor recovery/flare equipment will be substantially less than emissions from the existing blowdown tower. Reductions in air emissions resulting from an upgrade to more modern equipment – including state of the art emissions abatement equipment – cannot be said to be an “unusual circumstance”.

B. There Will Be No Adverse Environmental Impacts from the Reduction in Air Emissions

There will be no adverse environmental impacts due to the replacement project because it will result in a reduction in air emissions from the recovery or burning of waste gas instead of discharging it directly to the atmosphere. Since the emissions involved are episodic in nature (both for the existing blowdown tower and for the replacement flare) and occur infrequently, it is difficult to quantify the amount of the emissions decrease. The District has made a conservative estimate based on a survey of atmospheric blowdown systems it conducted in 2002, which included the following emissions estimates:

1. 7 tons VOC/day for four blowdown towers combined based on EPA AP-42 emission factors
2. 220 lbs VOC/day during a startup of the 50 Crude Unit based on a source test conducted in June of 2002.
3. Between 2 and 225 tons of VOC emissions during a 15-minute release from the No. 1 Feed Prep Unit blowdown tower on May 17, 2001, based on data collected by a ground-level air pollution monitor located near the facility.

(See BAAQMD Technical Assessment Document for Further Study Measure 8, Blowdown Systems, December 2002.) Current emissions from the atmospheric blowdown tower are most likely in the range of these data points during episodic emissions events. Emissions from the replacement project will be reduced from these levels. Tesoro has designed the flare gas recovery system to accommodate all planned venting events, including startups and shutdowns associated with major maintenance turnarounds (See March 23, 2009 E-mail message from M. De Leon). Only unexpected upsets or malfunctions will result in flowrates that exceed the capacity of the recovery system and result in emissions to the atmosphere. Moreover, the gases that are emitted will be incinerated further reducing their impact. Emissions from the replacement project will therefore be less than emissions from the existing equipment, although the amount of the reduction cannot be determined definitively.

This proposed project does not require offsets for POC since it results in a net emission reduction.

Also, the reduction in air emissions means there are less hydrocarbon emissions, including any toxic air contaminant (TAC) emissions. Therefore, a health risk screening analysis for the new vapor recovery/flare equipment was not required.

3. Aesthetic, Safety & Other Miscellaneous Impacts From Flare

The Blowdown Tower Replacement Project will require the construction of a new safety flare to handle excess gases that cannot safely be recovered by the vapor recovery system. The flare will carry the gases high into the air and incinerate them at a safe distance from refinery staff and equipment on the ground. Flaring events are expected to be infrequent, but it is necessary for the system to have the capability to flare excess gases in the event of an unexpected equipment malfunction. If an upset or a malfunction causes pressure to rise to dangerous levels, the refinery may have to vent large volumes of gas rapidly to prevent a possible catastrophic failure of the equipment failure. Currently, excess gases are vented into the atmosphere through the blowdown tower. The replacement project would use a safety flare instead where large volumes of gas have to be vented quickly. Flaring events may be visible from outside the refineries' boundaries, and even when flaring is not occurring the flare stack may be visible. The height of

the flare stack could also give rise to potential aviation safety concerns. The District has examined these issues and has determined that they do not constitute significant effects due to unusual circumstances for a project of this type.

A. Safety Flares Are Typical Refinery Air Pollution Control Equipment

Where a facility that is being replaced is equipped with safety equipment, it is typical to expect that the replacement facility will also be required to have safety equipment. It is not atypical for one type of safety equipment to be replaced with a different type of safety equipment that serves the same function. That is what Tesoro proposes to do here: replace the blowdown tower with a flare as an improved method to safely dispose of large volumes of excess gas quickly. It would therefore be reasonable to conclude that such an activity is not an “unusual circumstance”, especially where the change results in beneficial impacts to the environment, public health, and worker safety.

Moreover, using a safety flare to prevent dangerous equipment overpressures in the event of a malfunction or upset, instead of venting the excess gases directly to the atmosphere through a blowdown tower, is typical for every type of refinery project. In fact, District regulations require that atmospheric blowdown towers be replaced by a gas recovery/safety flare system any time refinery pressure relief equipment is upgraded. (See District Regulation 8-28-302.) It would be difficult to conclude that a circumstance that is required by District regulations for a replacement project could be anything but typical and expected for such a project.

The Court of Appeal’s analysis in *Dehne v. Santa Clara County* (1987) 115 Cal. App. 3d 827, 840, further supports this conclusion. There, the replacement project at issue included substituting the plant’s high smokestacks, which had the purpose of dispersing air pollutants, with baghouses to control air emissions. The court found that the air pollution control equipment did not have to be replaced with exactly the same kind of equipment in order to qualify for the Replacement Project exemption. The court explained that the exemption could not reasonably be construed to require that, in order to qualify for the exemption, the project proponent must reproduce the former smokestacks and disperse air emissions as it had been doing for years, thereby foregoing the use of improvements in air pollution control technology. Here too, Tesoro proposes to use equipment meeting modern standards to improve safety and better control emissions from the 50 Crude Unit. This is expected for a replacement project.

Safety flares have a high profile among the public at large, however, and at times have been the subject of considerable controversy. As such, there may be arguments that installation of a flare should be considered unusual, even though flares are commonly used to safely handle process gases when necessary to address upsets, malfunctions, or other situations. The District need not finally resolve any such concerns, however, because it is clear that use of the flare will not involve significant environmental impacts that would trigger the exception, even if the flare is considered an “unusual circumstance”, as explained below.

B. Aesthetic, Aviation, and Miscellaneous Impacts from Use of the Safety Flare Will Be Less Than Significant

Aesthetic impacts from the safety flare are expected to be less than significant. According to CEQA Appendix H (#7 & 22), the flare and other replacement refinery equipment will be visually similar to the existing equipment at the refinery and will be constructed within the existing 50 Crude Unit at the refinery. The equipment will be more than 1.5 miles from sensitive receptors, who are expected to perceive the equipment as part of, and consistent with, existing refinery facilities. The flare will therefore not have any significant visual impacts.

The flare is expected to be used only rarely. The 50 Crude Unit is designed for flareless startup. Normally, the 50 Crude Unit gas will be sent to the recovery compressors and will be brought back into existing fuel gas system (gas plant) instead of the flare. This flare is designed to minimize flaring and its purpose is only for unexpected upsets, malfunctions or emergencies (such as power outages). In addition, the flare will be subject to District Regulation 12-12, which requires Tesoro to implement a flare minimization plan and ensure that the flare is not used on a routine basis. The infrequent operation of the flare will help minimize any impacts.

The flare will not present hazards to aviation. According to CEQA Appendix H (#5), the FAA is performing aeronautical studies to confirm that the new flare is not a hazard to air navigation. Once the FAA determination is received, it will be forwarded to the Contra Costa Airport Land Use Commission (“CCALUC”). The CCALUC will then determine that the project is consistent with the Contra Costa County Airport Land Use Compatibility Plan. The CCALUC will formalize its determination in a letter and a copy of this letter will be included in the Permit Application File. FAA approved lights will be installed on the flare structure.

4. Potential for Industrial Accidents

Like the existing blowdown tower, the proposed vapor recovery/flare equipment will be a heavy industrial process that will involve a certain level of risk of industrial accidents. This risk can never be absolutely ruled out for such processes, no matter how safely they are designed, built and operated. Such accidents are not expected to occur, but the District is addressing the issue because of the possibility that they could.

A. *The Potential for Industrial Accidents Is Not an “Unusual Circumstance”*

When an industrial operation involving a certain degree of risk of accidents is replaced by a new process, it would not be unusual to find that the replacement project also carries a certain degree of risk of accidents. The presence of such a risk does not constitute an “unusual circumstance” for purposes of the Replacement Project exemption.

B. *The Potential Environmental Impacts Involved Are Not Significant*

In light of the comprehensive regulatory scheme governing worker and refinery safety that the project will be subject to, and in light of Tesoro’s own efforts to design the 50 Crude Unit to minimize safety hazards, the risk of industrial accidents is expected to be less than significant.

Safe operation of refinery equipment is intensively regulated under State, Federal and local law. The centerpiece of these legal requirements is Section 112(r) of the federal Clean Air Act (42 U.S.C. § 7412(r)), which requires facilities to take steps to prevent accidents from occurring, and

to minimize their impact if they do. The Clean Air Act requirements complement the requirements of Section 5(a) of the federal Occupational Safety & Health Act (29 U.S.C. § 654(a)), which imposes similar requirements aimed in particular at protecting worker safety. The Clean Air Act requirements broaden the Occupational Safety & Health Act requirements and mandate facilities like Tesoro to address risks to off-site communities in addition to risks to employees of the facility.

Clean Air Act Section 112(r) requires that Tesoro must develop a risk management program that includes (i) an assessment of all hazards associated with a facility's operations, including absolute "worst case" accidents; (ii) an integrated prevention program containing procedures to prevent accidents from occurring; (iii) an emergency response plan setting forth procedures to respond to accidents; and (iv) preparation of a Risk Management Plan ("RMP") document summarizing the program, which must be submitted to the Contra Costa County Health Department Hazardous Materials Division for approval.

At the State level, the California Accidental Release Prevention ("CalARP") Program imposes similar requirements. The CalARP requirements, which are set forth in Health & Safety Code Sections 25531-25543.3, implement the federal program in California. The CalARP Program requires Tesoro to prepare a Risk Management Prevention Program ("RMPP") that satisfies the federal RMP requirements as well as certain additional California-specific requirements. The Governor's Office of Emergency Services ("OES") administers the CalARP Program, and has adopted implementing regulations in Title 19, Division 2, Chapter 4.5 of the California Code of Regulations.

The RMPP process is implemented at the local level by Contra Costa County as the "Certified Unified Program Agency" for the CalARP Program. The County also imposes even more stringent safety requirements through its landmark Industrial Safety Ordinance (Contra Costa County Code, Title 4, Chapter 450-8), adopted by the County in 1998. The Ordinance requires each facility to document its Safety Program in a Safety Plan, which is reviewed by the County and circulated for public comment. If the facility's compliance is determined to be deficient in any way – including with respect to the requirement to use all feasible inherently safer systems – the County can require the facility to revise its Safety Program to comply. In this way, the Industrial Safety Ordinance provides yet another mechanism to ensure that Tesoro will conduct its operations in a safe manner.

In operating the 50 Crude Unit and the new vapor recovery/flare equipment, Tesoro will be required to comply with all of these stringent and comprehensive regulatory safeguards. Tesoro has also designed the project with features intended to address safety concerns. In light of these safeguards, the potential impacts from the risk of industrial accidents are therefore expected to be less than significant.

Moreover, the small risk of industrial accidents involving the new flare may well be less than the current risk from the existing blowdown tower. When the District considered adopting additional regulations for atmospheric blowdown systems in 2005, many members of the public urged the District to outlaw atmospheric blowdown towers and require them to be replaced by safety flares instead. One of their main arguments was the potential for industrial accidents associated with atmospheric blowdown towers, and they cited in particular an accident in Texas

City, Texas, in which an explosion and fire at an atmospheric blowdown tower killed 15 refinery workers. Given the existing level of risk, the Blowdown Tower Replacement Project may actually reduce the risk of industrial accidents.

In conclusion, District staff have determined that there is no reasonable possibility that the project will have a significant effect on the environment due to unusual circumstances, and so the project does not trigger this exception to the “Class 2” Replacement Project exemption.

(d) *Scenic Highways.* The “Class 2” Replacement Project exemption is not applicable to projects that may result in damage to scenic resources within a state scenic highway. The nearest scenic highway is State Route 4, approximately 1.5 miles from the project. The site for the 50 Crude Unit is not a scenic resource, so any visible changes as a result of the 50 Crude Unit (to the extent they could be visible from a state scenic highway) could not result in damage to a scenic resource. Also, per the CEQA Appendix H (#22), Tesoro states that the 50 Crude Unit Blowdown Tower Replacement Project would involve installing refinery equipment that is visually similar to the existing equipment at the refinery. Sensitive receptors are expected to perceive the equipment as part of, and consistent with, existing refinery facilities.

(e) *Hazardous Waste Sites.* The “Class 2” Replacement Project exemption is not applicable to projects located on the Cortese list of hazardous waste sites. Staff reviewed the Cortese list and confirmed that the project location is not on the list. The Golden Eagle Refinery is not included on any list compiled pursuant to Government Code section 65962.5.

(f) *Historical Resources.* The “Class 2” Replacement Project exemption is not applicable to projects that may cause a substantial adverse change in the significance of a historical resource. The 50 Crude Unit is not a historical resource. According to the CEQA Appendix H (#33), no examples of the major periods of California history or prehistory are known or expected to be found at the locations within the refinery where construction activities would occur, and significant cultural resources would not be adversely affected by the proposed project. Although one prehistoric shellmound CA-Cco-249 (P-07-000130) circa 1906-1908 was recorded at the refinery, it was noted, at the time that “R.R. lines cut site” and “Probably partially destroyed.” In any event, the proposed replacement equipment will be more than 1,500 feet from this potential resource area. To the extent that this shellmound is an historic resource, the 50 Crude Unit Blowdown Tower Replacement Project will not cause a substantial adverse change to it.

III. CONCLUSION

Based upon this review, Staff have determined that the 50 Crude Unit Blowdown Tower Replacement Project is a “replacement project” that is categorically exempt from the CEQA environmental review process under Guidelines Section 15302, the “Class 2” replacement project exemption. The District is therefore not undertaking a formal CEQA environmental review process (i.e., preparation of an Initial Study and then either a Negative Declaration or Environmental Impact Report) for the project.

Evaluation Report
A/N 18835
G# 12046 (Plant 14628, Source 1525)
Tesoro Refining and Marketing Co., 150 Solano Way, Martinez

Background

Tesoro Refining has applied for an A/C to install a new GDF at their Martinez refinery. This GDF replaces their current GDF (G7610, S103) (5K, 1 spn, Hirt Phase II, two-point Phase I). Tesoro has verified that this GDF has already been removed from service; there will be no overlap in operation between the old GDF and the new. The new GDF has been assigned a new G# (G12046) and Source # (S1525).

Proposed equipment consists of a 5K Hoovervault AST and one EW 4015 single-product nozzle with two-point Phase I and balance Phase II. The dispenser will be mounted on the side of the tank

Emissions

G7610 was subject to Condition #8003, which specified operating conditions for the Hirt Phase II system and set a 540,000 gal/yr throughput limit.

The emission factor for ASTs (1.52 #/Mgal) is slightly higher than the factor for USTs (1.27 #/Mgal). For there to be no increase under this application, the throughput needs to be reduced to the following level:

$$(540,000 \text{ gal/yr}) (1.27/1.54) = \underline{445,300 \text{ gal/yr}}$$

Tesoro has agreed to accept a permit condition on the new GDF limiting throughput to 440,000 gal/yr. The net emission increase under this A/N will be zero.

Statement of Compliance

As there will be no net emissions increase from this project, this application is exempt from the BACT and offset requirements of Regulation 2, Rule 2.

The Hoover AST is certified under G-70-194. Proposed Phase I vapor recovery equipment is certified under G-70-97A and 102A; Phase II equipment is certified under G-70-52AM 52AM. Use of CARB certified equipment satisfies all requirements of District Regulation 8, Rule 7.

Permit Conditions

Authority to Construct Conditions:

(Cond ID# 24171)

1. The Phase I equipment shall be installed in accordance with California Air Resources Board (CARB) Executive Order G-70-97A and G-70-102. The nominal

inside diameter of the vapor side of the two-point system shall be no less than three inches anywhere between the storage tank and the vapor poppet.

2. The tank and the Phase II vapor recovery equipment shall be installed in accordance with CARB Executive Order G-70-194 and G-70-52AM.
3. Within ten(10) days of start-up, a Leak Test on all new and/or modified tank systems shall be performed in accordance with the District's Manual of Procedures Source Test Procedure ST-38. If the tank size is 500 gallons or less, the test shall be performed on an empty tank.
4. The applicant shall notify Source Test by email at gdfnotice@baaqmd.gov or by FAX at (510) 758-3087, at least 48 hours prior to any testing required for permitting. Test results for all performance tests shall be submitted in a District-approved format within thirty days of testing. Start-up tests results submitted to the District must include the application number and the GDF number. (For annual test results submitted to the District, enter "Annual" in lieu of the application number.) Test results may be submitted by email (gdfresults@baaqmd.gov), FAX (510) 758-3087) or mail (BAAQMD Source Test Section, Attention Hiroshi Doi, 939 Ellis Street, San Francisco CA 94109).

Permit to Operate Conditions

COND# 24172

Pursuant to BAAQMD Toxic Section policy, this facility's annual gasoline throughput shall not exceed 440,000 gallons in any consecutive 12 month period. (Basis: District Toxic Risk Management Policy)

COND# 16516 -----

The Static Pressure Performance Test (Leak Test) ST-38 shall be successfully conducted at least once in each twelve consecutive month period after the date of successful completion of the startup Static Pressure Performance Test.

The applicant shall notify Source Test by email at gdfnotice@baaqmd.gov or by FAX at (510) 758-3087, at least 48 hours prior to any testing required for permitting. Test results for all performance tests shall be submitted within fifteen (15) days of testing. Start-up tests results submitted to the District must include the application number and the GDF number. (For annual test results submitted to the District, enter "Annual" in lieu of the application number.) Test results may be submitted by email (gdfresults@baaqmd.gov), FAX (510) 758-3087) or mail (BAAQMD Source Test Section, Attention Hiroshi Doi, 939 Ellis Street, San Francisco CA 94109). (Basis: Regulation 8-7-407)

Title V Permit Revisions

This plant has a Title V permit. This project will require a minor revision of the Title V permit. The revisions to the Title V permit are being processed under A/N 18832.

Tesoro has submitted drafts of a new Table IV and Table VII for this source for incorporation into their Title V permit. The following recommended changes have been forwarded to the District engineer reviewing A/N 18832:

- 1) Section 8-7-302.14 does not apply. Dynamic back pressure testing (ST-27) is not required for ASTs with tank-mounted dispensers. Entries referencing Dynamic Back Pressure testing in Tables IV and VII should be deleted.
- 2) The District's current version of Regulation 8, Rule 7 has been incorporated into the SIP. The requirements of 8-7-316 are federally enforceable
- 3) Section 8-7-601 does not apply per #1 above.
- 4) They will also be subject to Cond #16516 (annual pressure decay testing) and #24172 (throughput)

Recommendation

All fees have been paid. Recommend that an A/C be issued for the above project.

By _____ date _____

Scott Owen
Supervising AQ Engineer

Application 18861, Change of Conditions for Fugitive Emissions

**ENGINEERING EVALUATION
Tesoro Refining and Marketing Company
PLANT NO. 14628
APPLICATION NO. 18861**

BACKGROUND

As part of the Title V renewal efforts, Tesoro Refining and Marketing Company is submitting several applications to clarify, correct and/or clean up the permit. This is one of those applications, an administrative change in conditions, to remove conditions that are 1.) Redundant with District regulations or 2.) Authority to Construct conditions satisfied for past projects. The conditions and sources subject to this application are summarized in the following table:

Condition	Source(s)	Source Description	Type of Change
1910	S1007	Hydrocracker Unit, 2 nd Stage	Completed AC Requirements
	S1008	Hydrocracker Unit, 1 st Stage	
7405	S590	DEA Flash Drum	Delete Entire Condition*
8350	S1002	No 1 HDS Unit	Final Fugitive Counts, 8-18* and 8-28 Redundancy, Completed AC Requirements
	S1003	No 2 HDS Unit	
	S1006	No 1 HDA Unit	
9875*	S1452	Hydrocarbon Recovery system	Completed AC Requirements
10696*	S529	Fixed Roof Tank - Wastewater	Completed AC Requirements, 8-18 Redundancy*
	S530	Fixed Roof Tank - Wastewater	
	S656	Fixed Roof Tank - Wastewater	
	S658	Fixed Roof Tank - Wastewater	
	S815	No 1 Feed Prep Unit	
	S816	No 2 Feed Prep Unit	
19197*	S1473	Ethyl Mercaptan Pressure Tank	8-18 Redundancy
19199	N/A	Logistical Improvement Project	Final Fugitive Counts, Completed AC requirements, 8-18 & 8-28 Redundancy
	N/A	Flare Gas Recovery Compressors	
	S802	FCCU	
	S1105	No 4 HDS Unit	
21751	S920	No 2 HDS Charge heater	
	S1001	No 50 Crude Unit	
	S1003	No 3 HDS Unit	
21849	S613	Fixed Roof Tank – Vapor Recovery	
	S696	Internal Floating Roof Tank – Gasoline	
	S1025	Bulk Terminal	
	S1504	Bulk Terminal Unloading Rack	

22621	S913	No 2 Feed Prep Heater	
-------	------	-----------------------	--

* These items have special explanations below.

The changes proposed by this application are appropriate and consistent with Applications 17537 and 17712, where the redundant regulatory and completed AC conditions were removed from the permit conditions for Tanks. Detailed rationale for these changes follows:

Completed Final Fugitive Counts

The following permit conditions require the owner/operator to submit a final fugitive component count to the District. If the final count results in an increase in emissions, then offsets need to be adjusted.

Condition	Application	Date of Final Count	Offsets Adjusted?	Comments
8350-A2, B2, C2	6468	3/24/94	N/A	Final POC<Initial
9875-5	10544/13240	12/21/05	Yes	13240 is application that satisfied AC requirement in 10544
*10696-4	12205	None	See Below	
*19197-3, 4	2298	None	See Below	
19199-A1, A2, B1, B2, C1, C2, G1, G2	2508	2/27/03 3/27/03 4/17/03 6/7/04	Yes	1 final count for 4 process sections
21751-1, 2	9788 10880	3/3/06	Yes	
21849-1, 2	10668	6/9/05	Yes	
22621-1, 2	13047	3/28/06	Yes	

*This application also proposed deletion of Conditions 10696-4 and 19197-3&4 final fugitive counts. However, the research revealed that final fugitive counts were never provided. Since Applications 12205 and 2298 were submitted by previous owner Tosco, making it difficult, if not impossible to make a final project component count, Tesoro elected to remove these conditions from this application.

Completed Authority to Construct (AC) Design Requirements

The following conditions have been satisfied and will be deleted. They should have been removed once the project was completed and the Permit to Operate was granted.

The pump requirements in condition 19199 indicated with an ‘*’ below are only removed in part. The part of the condition limits leaks to 100 ppm, as required by BACT 1, will not be removed. 8-18-303 limits leaks to 500 ppm. A review of the Engineering Evaluation for Application 2508 confirms that then owner Ultramar was required to install BACT 1 pumps.

Condition	Application	Date Permit Granted	Description of Authority to Construct Requirement
1910-1	548	5/7/92	No Relief Valves to Atmosphere
1910-2	548	5/7/92	Pump and Compressor Design Requirements. Also states they must meet applicable NSPS.
7405-3	6876	3/17/95	Relief Valves to Flare Gas Recovery System
8350-A3, B3, C3	6468	7/16/96	Relief Valves to Flare Gas Recovery System
9875-2	13240	1/10/06	Pump Design Requirements.
9875-3, 4	13240	1/10/06	Valve Design Requirements.
10696-3	12205	10/11/96	Relief Valves to Flare Gas Recovery System
19199-A3, B3, C3, G3	2508	7/28/05	Flange/Connector Design Requirements. Also contains redundancy with 8-18.
19199-A4, B4, C4, G4	2508	7/28/05	Valve Design Requirements. Also contains redundancy with 8-18.
*19199-A5, B5, C5, G5	2508	7/28/05	Pump Design Requirements. (Partial deletion)
19199-A6, B6, C6, G6	2508	7/28/05	Sample System Design Requirements.
19199-A7, B7, C7, G7	2508	7/28/05	Drain System Design Requirements.
19199-A8, B8, C8, G8	2508	7/28/05	Pressure Relief Valves to Fuel Gas System or to a $\geq 98\%$ DE Abatement Device
21751-3	9788 10880	11/9/04	Valve Design Requirements. Also contains redundancy with 8-18.

Condition	Application	Date Permit Granted	Description of Authority to Construct Requirement
21751-4	9788 10880	11/9/04	Flange/Connector Design Requirements. Also contains redundancy with 8-18.
21751-5	9788 10880	11/9/04	Pump Design Requirements. Also contains redundancy with 8-18.
21751-6	9788 10880	11/9/04	Compressor Design Requirements. Also contains redundancy with 8-18.
21751-7	9788 10880	11/9/04	Pressure Relief Valves to Fuel Gas System or to a $\geq 98\%$ DE Abatement Device
21751-8	9788 10880	11/9/04	All Project Components to be Added to Plant Fugitive Monitoring and Repair Program
21849-3	10668	12/21/05	Valve Design Requirements. Also contains redundancy with 8-18.
21849-4	10668	12/21/05	Flange/Connector Design Requirements. Also contains redundancy with 8-18.
21849-5	10668	12/21/05	Pump Design Requirements. Also contains redundancy with 8-18.
21849-6	10668	12/21/05	Pressure Relief Valves Vent to Process, Fuel Gas System or to a $\geq 98\%$ DE Abatement Device
21849-7	10668	12/21/05	All Project Components to be Added to Plant Fugitive Monitoring and Repair Program
22621-3	13047	4/18/06	Valve Design Requirements. Also contains redundancy with 8-18.
22621-4	13047	4/18/06	Flange/Connector Design Requirements. Also contains redundancy with 8-18.
22621-5	13047	4/18/06	Pressure Relief Valves Vent to Process, Fuel Gas Recovery System, Furnace or to a Flare with $\geq 98\text{wt}\%$ DE.
22621-6	13047	4/18/06	All Project Components to be Added to Plant Fugitive Monitoring and Repair Program

Permit Conditions that are Redundant with District Regulations

The following permit conditions are redundant with the requirements of Regulation 8, Rule 18, Equipment Leaks, or the requirements of Regulation 8, Rule 28, Episodic Releases From Pressure Relief Devices At Petroleum Refineries And Chemical Plants, or the District Regulations are more stringent. (Reference to Regulation 8, Rule 25 is obsolete because this regulation was deleted January 7, 1998.)

However, the inspection frequency for connectors indicated by the ‘*’ below is a special case. In these conditions, the inspection frequencies for flanges are grouped with pumps, compressors and valves and an inspection frequency of quarterly is specified. For pumps, compressors and valves, this quarterly frequency is consistent with Regulation 8-18-401.2. However, Regulation 8-18-401.6 only requires annual inspections for connectors. A review of the application files that created these conditions revealed the basis of the quarterly inspection. The evaluations state that fugitive precursor organic emissions from new valves, flanges and compressors are based on the uncontrolled emission factors from the Dec 23, 1992, BAAQMD CTG Refinery Emission tables. These factors apply for quarter inspection on all valves, compressor seals and flanges. Since this time, fugitive component emissions and emission factors have been the subject of much study and it is appropriate to yield to the requirements of Regulation 8, Rule 18. Furthermore, the current Permit Handbook does not require quarterly inspection frequency (the standard conditions do not specify an inspection frequency for any component).

Condition	Application	Date Permit Granted	Description of Permit Condition	Redundant with
7405-2	6876	3/17/95	Implement Inspection and Maintenance Program per 8-18, 8-25 and 8-28	Regulation 8, Rule 18 and Rule 28
7405-2a	6876	3/17/95	Quarterly Inspection or pumps, valves, flanges	8-18-401.2 8-18-401.6*
7405-2b	6876	3/17/95	Leak Limitation of 100 ppm for valves and flanges, 500 ppm for pumps	8-18-302 8-18-303 8-18-304
7405-2c	6876	3/17/95	Leaks repaired in 7 days	8-18-302 8-18-303 8-18-304 more stringent

Condition	Application	Date Permit Granted	Description of Permit Condition	Redundant with
7405-3	6876	3/17/95	Pressure Relief Valves Vent to Refinery Flare Gas Recovery System	8-28-303.1 (Also a completed AC condition.)
8350-A3, B3, C3	6468	7/16/96	Relief Valves to Flare Gas Recovery System	8-28-303.1 (Also a completed AC condition.)
9875-1	13240	1/10/06	Implement Inspection and Maintenance Program per 8-18	Regulation 8, Rule 18
9875-1a	13240	1/10/06	Quarterly Inspection or pumps, valves, flanges	8-18-401.2 8-18-401.6*
9875-1b	13240	1/10/06	Leak Limitation of 100 ppm for valves and flanges, 500 ppm for pumps	8-18-302 8-18-303 8-18-304
9875-1c	13240	1/10/06	Leaks repaired in 7 days	8-18-302 8-18-303 8-18-304 more stringent
10696-2	12205	10/11/96	Implement Inspection and Maintenance Program per 8-18, 8-25 and 8-28	Regulation 8, Rule 18 and Rule 28
10696-2a	12205	10/11/96	Quarterly Inspection for compressors, pumps, valves, flanges	8-18-401.2 8-18-401.6*
10696-2b	12205	10/11/96	Leak Limitation of 100 ppm for valves and flanges, 500 ppm for pumps and compressors	8-18-302 8-18-303 8-18-304
10696-2c	12205	10/11/96	Leaks repaired in 7 days	8-18-302 8-18-303 8-18-304 more stringent

Condition	Application	Date Permit Granted	Description of Permit Condition	Redundant with
10696-3	12205	10/11/96	Relief Valves to Flare Gas Recovery System	8-28-303.1 (Also a completed AC condition.)
19197-5	2298	4/29/02	Leak Limitation of 100 ppm for flanges/connector, Repair per 8-18	8-18-304
19197-6	2298	4/29/02	Leak Limitation of 100 ppm for valves, Repair per 8-18	8-18-302
19199-A8, B8, C8, G8	2508	7/28/05	Pressure Relief Valves to Fuel Gas System or to a $\geq 98\%$ DE Abatement Device	8-28-302 (Also a completed AC condition.)
21751-7	9788 10880	11/9/04	Pressure Relief Valves to Fuel Gas System or to a $\geq 98\%$ DE Abatement Device	8-28-302 (Also a completed AC condition.)
2184	1066	1	Pressure Relief Valves Vent to Process, Fuel Gas System or to a $\geq 98\%$ DE Abatement Device	8-28-302 (Also a completed AC condition.)
2262	1304	4/	Pressure Relief Valves Vent to Process, Fuel Gas Recovery System, Furnace or to a Flare with $\geq 98\text{wt}\%$ DE.	8-28-302 (Also a completed AC condition.)

EMISSIONS SUMMARY

There are no increases in emissions associated with this application. This application only cleans up permit conditions to remove redundant and obsolete conditions.

STATEMENT OF COMPLIANCE

There will be no change in the compliance of the associated equipment. All sources will remain in compliance with applicable regulations, including Regulation 8, Rule 18 and Rule 28.

This application is exempt from CEQA per 2-1-312.1: Permit applications to modify permit conditions for existing or permitted sources or facilities that do not involve any increases in emissions or physical modifications.

This application does not trigger BACT, NSPS, Toxics, Offsets NESHAPS and PSD.

PERMIT CONDITIONS

The following Permit Condition will be deleted entirely because all parts are covered by District regulations as discussed above. However, the condition will remain "current" because of the fugitive mass limit contained in Part 1.

COND# 7405 -----

Application 6876 (1992)
Administratively Changed by Applicatin 18861 (June 2009) Removed completed parts and parts redundant with District Regulations

S590 DEA Flash Drum

1. (Condition deleted: fugitive component count submitted in accordance with authority to construct condition; cumulative increase adjusted to 14.1 lb/day POC)
2. Deleted. (Redundant with Regulation 8, Rule 18)The Permittee/Owner/Operator of S 590 shall implement an Inspection and Maintenance program for fugitive POC emissions from all new pumps, valves and flanges associated with this project in accordance with District Regulation 8, Rules 18, 25, and 28 with the following revisions:
 - a. Permittee/Owner/Operator shall ensure that all accessible pumps, valves, and flanges are subjected to quarterly inspection and maintenance criteria;
 - b. The leak limitation shall be 100 ppm (expressed as methane) for valves and flanges and 500 ppm (expressed as methane) for pumps, measured above background, 1 cm from the source;
 - c. Permittee/Owner/Operator shall ensure that within 7 days of detection, each and all leaks shall be repaired or minimized in accordance with the above referenced Regulations.Permittee/Owner/Operator shall ensure that S590 is operated in compliance with each future revision to Regulation 8, Rules 18, 25, or 28 with the understanding

~~that revisions shall supersede the above listed requirements, but only if the revised Rule requirement is more stringent than the above criteria. (basis: cumulative increase, toxics, Regulation 8-18, Regulation 8-25, Regulation 8-28)~~

3. ~~Deleted. (Redundant with Permittee/Owner/Operator shall ensure that all new pressure relief valves associated with this project shall be vented to the refinery flare gas recovery system. (basis: cumulative increase, Regulation 8-28)~~

The remaining conditions listed on Page 1 will be revised as follows:

COND# 1910 -----

S1007 Hydrocracker Unit 2nd Stage
S1008 Hydrocracker Unit 1st Stage

Permit Condition 1910
Application #548

Administratively Changed by Applicatin 18861 (June 2009) Removed completed parts and parts redundant with District Regulations

Hydrocracker Expansion Project Permit Conditions (S-1007) and (S-1008)
Application 15944 (May 2007): S-1007 Isocracker Unit: IIR Compressor Leak Control Measure to install a shroud/clamp to capture compressor leaks and route gases to the flare gas recovery header. Add inspection requirements for the shroud/clamp.

Application 16850 (February 2008): S-1007 Isocracker Unit:
HIR Compressor Leak Control Measure to install a shroud/clamp to capture compressor leaks and route gases to the flare gas recovery header. Add inspection requirements for the shroud/clamp.

1. ~~Deleted. (No pressure relief valves associated with this project vent to atmosphere) Permittee/Owner/Operator shall ensure that no pressure relief valve on a new vessel in hydrocarbon service, associated with this project, shall vent to atmosphere. (Basis: cumulative increase, BACT)~~

2. ~~Deleted. (Completed. Permittee/Owner/Operator shall ensure that each and All pumps and compressors, installed pursuant to permit application #548 associated~~

~~with this project, have double mechanical seals with a barrier fluid, or equivalent, to ensure leakage in rather than out, or shall have seals vented to a closed system. And all new compressors must meet applicable New Source Performance Standards.)~~
~~(Basis: cumulative increase, NSPS)~~

3. Owner/operator shall inspect the IIR Compressor Leak Control Measure shroud/clamp for leaks on a monthly basis.
(Regulation 8-18-401.9)
4. Owner/operator shall inspect the HIR Compressor Leak Control Measure shroud/clamp for leaks on a monthly basis.
(Regulation 8-18-401.9)

COND# 8350 -----

S1002 No. 1 HDS Unit
 S1003 No. 2 HDS Unit
 S1006 No. 1 HDA Unit

Application #6468, Modified by Application #14325
Administratively Changed by Applicatin 18861 (June 2009) Removed completed parts and parts redundant with District Regulations

Diesel Fuel Modification Project Permit Condition
 8350 Permit Conditions for S-1002, No. 1 HDS Unit:

A1. Permittee/Owner/Operator shall ensure that the No. 1 HDS Unit (S-1002) does not process more than 28,000 barrels of naphtha per day, based on a rolling 365-day average and that not more than 10,220,000 barrels of feed is processed at S-1002 during each 12 consecutive month period. (basis: cumulative increase)

~~A2. Deleted. (Final fugitive count submitted 3/24/94, showing emissions less than the initial estimates) Total fugitive POC emissions from all new and modified equipment associated with S-1002, No. 1 HDS Unit, shall not exceed 5.04 lb/day, based on a 365 day average emission rate, as calculated in accordance with District procedures. The owner/operator of S-1002, Permittee/Owner/Operator, shall submit a final process flow diagram and a revised pump, compressor, valve, and flange count within 15 days of the start up of S-1002 in order to confirm compliance with this permit condition. If fugitive emissions from this source exceed 5.04 lb/day, then the District may recalculate the cumulative emissions increase attributed to this permit application, and adjust accordingly the refinery emissions cap limits specified in Condition No. 4357-2, before the issuance of the~~

~~permit to operate. (basis: cumulative increase)~~

A3. ~~Deleted. (Completed. All new hydrocarbon vapor pressure relief valves associated with this project shall be vented to the refinery flare gas recovery system.) (basis: cumulative increase, BACT)~~

A4. Permittee/Owner/Operator shall maintain a District-approved file containing all measurements, and other data required to demonstrate compliance with the above conditions. This file shall include, but is not limited to, the daily throughput of naphtha processed by S-1002 summarized on a monthly basis. This material shall be kept available for District inspection for a period of at least 5 years following the date on which such measurements, records or data are made or recorded. (basis:cumulative increase)

Permit Conditions for S-1003, No. 2 HDS Unit:

B1. Permittee/Owner/Operator shall ensure that the No. 2 HDS Unit (S-1003) does not process more than 40,000 barrels of diesel per day, based on a rolling 365-day average and that not more than 14,600,000 barrels of feed is processed at S-1003 during each 12 consecutive month period. (basis: cumulative increase)

~~B2. Deleted. (Final fugitive count submitted 3/24/94, showing emissions less than the initial estimates) Total fugitive POC emissions from all new and modified equipment associated with S-1003, No. 2 HDS Unit, shall not exceed 4.04 lb/day, based on a 365 day average emission rate, as calculated in accordance with District procedures. The owner/operator of S-1003, Permittee/Owner/Operator, shall submit a final process flow diagram and a revised pump, compressor, valve, and flange count within 15 days of the start up of S-1003 in order to confirm compliance with this permit condition. If fugitive emissions from this source exceed 4.04 lb/day, then the District may recalculate the cumulative emissions increase attributed to this permit application, and adjust accordingly the refinery emissions cap limits specified in Condition No. 4357-2 before the issuance of the permit to operate. (basis: cumulative increase)~~

B3. ~~Deleted. (Completed. All new hydrocarbon vapor pressure relief valves associated with this project shall be vented to the refinery flare gas recovery system. (basis: cumulative increase, BACT)~~

B4. Permittee/Owner/Operator shall maintain a District-approved file containing all measurements

and other data required to demonstrate compliance with the above conditions. This file shall include, but is not limited to, the daily throughput of diesel processed by S-1003, summarized on a monthly basis. This material shall be kept available for District inspection for a period of at least 5 years following the date on which such measurements, records or data are made or recorded. (basis: cumulative increase)

Permit Conditions for S-1006,
No. 1 Reformer Unit to be converted to No. 1 HDA Unit:

C1. Permittee/Owner/Operator shall ensure that the No. 1 HDA Unit (S-1006) throughput rate does not exceed 20,000 barrels per day, based on a rolling 365- day average and that not more than 7,300,000 barrels of feed is processed at S-1006 during each 12 consecutive month period. (basis: cumulative increase)

~~C2. Deleted. (Final fugitive count submitted 3/24/94, showing emissions less than the initial estimates) There will be no new additional fugitive POC sources associated with the conversion of S-1006 from the No. 1 Reformer Unit to the No. HDA Unit. The owner/operator of S-1006, Permittee/Owner/Operator, shall submit a final process flow diagram and a revised pump, compressor, valve, and flange count within 15 days of the start up of S-1006 in order to confirm compliance with this permit condition. If there are new additional fugitive POC sources, then the District shall recalculate the cumulative emissions increase attributed to this permit application, and adjust accordingly the refinery emissions cap limits specified in Condition ID 4357, part 2, before the issuance of the permit to operate. (basis: cumulative increase)~~

~~C3. Deleted. (Completed. A Permittee/Owner/Operator shall ensure that all new hydrocarbon vapor pressure relief valves associated with this project shall be vented to the refinery flare gas recovery system. (basis: cumulative increase, BACT)~~

C4. Permittee/Owner/Operator shall maintain a District-approved file containing all measurements and other data required to demonstrate compliance with the above conditions. This file shall include, but is not limited to, the No. 1 HDA Unit (S-9006) throughput rate, summarized on a monthly basis. This material shall be kept available for District inspection for a period of at least 5 years

following the date on which such measurements, records or data are made or recorded. (basis: cumulative increase)

COND# 9875 -----

Application 10544 (September 1993)

Application 13240 (January, 2006): Correct grandfathered throughput limit in the Title V permit. Make limit a hard limit and update the number of fugitive components.

Administratively Changed by Applicatin 18861 (June 2009) Removed completed parts and parts redundant with District Regulations

S-1452 Hydrocarbon Recovery System, which includes 47 oil/water wells, and associated pumps (39 Light Hydrocarbon Pumps and 8 Heavy Hydrocarbon Pumps (exempt)), valves and flanges

1. ~~Deleted. (Redundant with Regulation 8, Rule 18) The owner/Operator shall implement an inspection and maintenance program for all pumps, valves and flanges in this project accordance with District Regulation 8-18.~~
 - a. ~~All pumps, valves and flanges shall be subject to quarterly inspection and maintenance criteria~~
 - b. ~~The leak limitation shall be 100 ppm (express as methane) for flanges, 100 ppm (expressed as methane) for process valves, and 500 ppm (expressed as methane) for pump seals, measured above background at 1 cm from the source.~~
 - c. ~~With in 7 days of detection, all leaks shall be repaired or minimized in accordance with the above referenced Regulations. Any future revision to and/or future requirement of Regulation 8, Rules 18 shall supersede the above listed requirements only if the new Rule requirement is more stringent than the above criteria. (basis: cumulative increase, offsets, Regulation 8-18)~~
2. ~~Deleted. (Completed. All new above ground pumps installed or replaced at S-1452 shall be, as a minimum, are sealless diaphragm type.) (basis: cumulative increase, offsets, BACT)~~
3. ~~Deleted. (Completed. All new valves in light liquid hydrocarbon service installed or replaced at S-1452 shall be, as a minimum, are either bellows or diaphragm type.) (basis: cumulative increase, offsets, BACT)~~
4. ~~Deleted. (Completed. All new valves in heavy liquid hydrocarbon service installed or replaced at S-1452 shall be, as a minimum, are either graphite packing, live loaded, or quarter turn type.) (basis: cumulative increase, offsets, BACT)~~

~~5. Deleted. (Final fugitive component count provided 12/21/05 and offsets provided via Application 13240.) The owner/Operator shall apply for a modification to the permit if there is an increase in pumps, valves, and/or flanges at S-1452. The owner/Operator shall provide to the District any required offsets, at the offset ratio triggered at the time of issuance of the modification, for any adjusted cumulative which results in an increase in emissions.
(basis: cumulative increase, offsets)~~

6. The owner/operator shall not exceed a throughput of oil/water at S-1452 Hydrocarbon Recovery System of 5,000,000 bbl/yr.
(basis: cumulative increase, offsets)

COND# 10696 -----

Administratively Changed by Applicatin 18861 (June 2009) Removed completed parts and parts redundant with District Regulations

S529 Tank A-529
S530 Tank A-530
S656 Tank A-846
S658 Tank A-847
S815 No. 1 Feed Prep Unit
S816 No. 2 Feed Prep Unit
S817 No. 3 Crude Unit

Modified Permit conditions to reflect the new changes in the Foul Water Stripper Charge System:

1. Volatile organic compound emissions from sources S-815, S-816, S-817, S-529, S-530, S-656, and S-658 shall be abated at all times by the vapor recovery system A-12 operating in conjunction with the No. 5 Gas Plant and the refinery flare gas recovery system, with an overall abatement efficiency of at least 95%.
(basis: Regulation 1-301, toxics)

~~2. Deleted. (Redundant with Regulation 8, Rule 18) Permittee/Owner/Operator shall implement an Inspection and Maintenance Program for fugitive POC emissions from all new pumps, compressors, valves and flanges associated with this project in accordance with District Regulation 18, 25, and 28 with the following revisions:
a. All accessible pumps, compressors, valves and flanges shall be subject to quarterly inspection and maintenance criteria;
b. The leak limitation for pumps and compressors shall be 500 ppm (expressed as methane) measured above background at 1 cm from the source; the leak limitation for valves and flanges shall be 100 ppm~~

~~_____ (expressed as methane) measured above background at
 _____ 1 cm from the source;
 _____ c. Within 7 days of detection, all leaks shall be
 _____ repaired or minimized in accordance with the above
 _____ referenced Regulations. Any future revisions to
 _____ and/or future requirements of Regulation 8, Rules
 _____ 18, 25 or 28 shall supersede the above listed
 _____ requirements only if the new Rule requirement is
 _____ more stringent than the above criteria.
 _____ (basis: cumulative increase, offsets, Regulation 8 18,
 _____ Regulation 8 25, Regulation 8 28)~~

3. ~~Deleted.~~ Completed. All new hydrocarbon vapor, pressure relief valves associated with this project ~~shall be~~ vented to the refinery flare gas recovery system.
~~(basis: BACT)~~

4. Permittee/Owner/Operator shall submit a final count of all new pumps, compressors, valves, and flanges within 30 days of start-up of S-656 and S-658. Permittee's cumulative increase in emissions shall be adjusted if there is an increase in total emissions to reflect the difference between emissions based on predicted versus actual component counts. Permittee/Owner/Operator shall provide to the District any required additional offsets, at the offset ratio triggered at the time of S-656 and S 658 permit issuance, for any adjusted cumulative which results in an increase in emissions.
 (basis: cumulative increase, offsets)

COND# 19197 -----

Application #2298

Administratively Changed by Applicatin 18861 (June 2009) Removed completed parts and parts redundant with District Regulations

S-1473 Pressurized Storage Tank; Storing: Ethyl Mercaptan Odorant, Capacity: 1000 gallons abated by A-14 Vapor Recovery System

1. S-1473 shall be abated by A-14 at all times that emissions from S-1473 are not controlled by the ethyl mercaptan delivery vessel's vapor balance system.
 (basis: cumulative increase)
2. The total throughput of ethyl mercaptan odorant to S-1473 shall not exceed 3000 gallons during any rolling 12 consecutive month period.
 (basis: cumulative increase)
3. Not more than 30 days after the Accelerated Permit to Operate is issued pursuant to

permit application #2298, Permittee/Owner/Operator shall ensure that the District's Permit Services Division is in receipt of the actual fugitive component count, by named type and service, installed/operated in conjunction with S-1473.

(basis: cumulative increase, offsets)

4. If the actual fugitive component count, by named type and service, installed/operated in conjunction with S-1473 results in an emission quantification larger than that amount already charged to the plant cumulative increase for S-1473 project fugitive emissions, the District will adjust the cumulative increase upward to reflect the larger emission quantification and Permittee/Owner/Operator shall promptly provide to the District, District approved emission offsets of the type and amount specified by the District to be due. (basis: offsets)

5. ~~Deleted. (Redundant with Regulation 8-18-304.)~~
~~Permittee/Owner/Operator shall ensure that~~
~~each flange/connector's total organic~~
~~compound emissions do not exceed 100 ppm,~~
~~subject to the leak repair provisions of~~
~~Regulation 8, Rule 18.~~
~~(basis: cumulative increase, Reg. 8-18)~~

6. ~~Deleted. (Redundant with Regulation 8-18-302.)~~
~~Permittee/Owner/Operator shall ensure that~~
~~each valve's total organic compound~~
~~emissions do not exceed 100 ppm, subject~~
~~to the leak repair provisions of Regu-~~
~~lation 8, Rule 18.~~
~~(basis: cumulative increase, Reg. 8-18)~~

7. In a District approved log, Permittee/Owner/Operator shall record the amount of each organic liquid material throughput to S-1473 each month and for each rolling 12 consecutive month period, by material name. The District approved log shall be retained on site for at least 5 years from date of last entry and shall be made available to the District staff upon request.
(basis: cumulative increase)

COND# 19199 -----

Permit Application #2508
Permit Application 13803: Clarify conditions to allow owner/operator to bypass A-1106 SCR during shutdown of S-1106 (part H9)

Permit Application 17928: Administratively changed section F to remove S1100 Iso-Octene unit that was never built.

Administratively Changed by Applicatin 18861 (June 2009) Removed completed parts and parts redundant with District Regulations

Logistical Improvements

~~A1. Deleted. (Final Fugitive Counts were provided 6/7/04 and offsets were adjusted.) Not more than 30 days after the start up of Logistical Improvements for which an Authority to Construct was issued pursuant to permit application #2508, Permittee/Owner/Operator shall ensure that the District's Permit Services Division is in receipt of the actual fugitive component count, by named type and service, installed pursuant to Authority to Construct #2508 as part of the Logistical Improvements project. (basis: cumulative increase, offsets, toxics)~~

~~A2. Deleted. (Final Fugitive Counts were provided 6/7/04 and offsets were adjusted.) If the actual fugitive component count, by named type and service, installed pursuant to Authority to Construct #2508 as part of the Logistical Improvements project results in an emission quantification larger than that amount already charged to the plant cumulative increase for the Logistical Improvements project fugitive emissions, the District will adjust the cumulative increase upward to reflect the larger emission quantification and Permittee/Owner/Operator shall promptly provide to the District, District approved emission offsets of the type and amount specified by the District to be due. (basis: offsets)~~

~~A3. Deleted. (Connector Design Requirements Completed and Leak Limits redundant with Regulation 8-18-304)Permittee/Owner/Operator shall ensure that each flange/connector installed is of a design that is District approved BACT compliant technology and that total organic compound emissions from each flange/connector do not exceed 100 ppm, subject to the leak repair provisions of Regulation 8, Rule 18. (basis: BACT, Reg. 8-18)~~

~~A4. Deleted. (Valve Design Requirements Completed and Leak Limits redundant with Regulation 8-18-302)Permittee/Owner/Operator shall ensure that each valve installed is of a design that is District approved BACT compliant technology. Total organic compound emissions from each valve shall not exceed 100 ppm, subject to the leak repair provisions of Regulation 8, Rule 18. (basis: BACT, Reg. 8-18)~~

~~A5. Permittee/Owner/Operator shall ensure that each pump installed is of a design that is District approved BACT compliant technology. Total organic compound emissions from each pump shall not exceed 100 ppm, subject to the leak repair provisions of Regulation 8, Rule 18. (basis: BACT,~~

Reg. 8-18)

~~A6. Deleted. (Process Sample System Design Requirements Completed) Permittee/Owner/Operator shall ensure that each process sample system installed is a closed loop, continuous flow design and in no event shall there be any line purging to process drains. (basis: BACT, Reg. 8-18)~~

~~A7. Deleted. (Process Drain Design Requirements Completed) Permittee/Owner/Operator shall ensure that each process drain installed is fitted and operated with a District approved "P" trap sealing system which prevents organic emissions from the process waste stream from escaping from the drain into the atmosphere. (basis: BACT)~~

~~A8. Deleted. (Pressure Relief Valve Design Requirements Completed and redundant with Regulation 8-28-302. All PRDs vent to the refinery fuel gas system or an abatement device with $\geq 98\%$ efficiency.) Permittee/Owner/Operator shall ensure that each pressure relief valve installed in hydrocarbon service is vented to the refinery fuel gas system or an abatement device with a capture/destruction efficiency of 98 wt% or more approved for this use in advance by the District. (basis: BACT, Reg. 8-28)~~

Two New Flare Gas Recovery
Compressors Each with a Maximum
Rated Capacity of 4 MMSCFD

~~B1. Deleted. (Final Fugitive Counts were provided 2/27/03 and offsets were adjusted.) Not more than 30 days after the start up of either of Two New Flare Gas Recovery Compressors for which an Authority to Construct was issued pursuant to permit application #2508, Permittee/Owner/Operator shall ensure that the District's Permit Services Division is in receipt of the actual fugitive component count, by named type and service, installed pursuant to Authority to Construct #2508 as part of the Logistical Improvements project. (basis: cumulative increase, offsets, toxics)~~

~~B2. Deleted. (Final Fugitive Counts were provided 2/27/03 and offsets were adjusted.) If the actual fugitive component count, by named type and service, installed pursuant to Authority to Construct #2508 as part of the Flare Gas Recovery Compressor project results in an emission quantification larger than that amount already charged to the plant cumulative increase for the Flare Gas Recovery Compressor project fugitive emissions, the District will adjust the cumulative increase upward to reflect the larger emission quantification and Permittee/Owner/Operator shall promptly provide to the District, District approved emission offsets of the type and amount specified by the District to be due. (basis: offsets)~~

~~B3. Deleted. (Connector Design Requirements Completed and Leak Limits redundant with Regulation 8-18-304) Permittee/Owner/Operator shall ensure that each~~

~~flange/connector installed is of a design that is District approved BACT compliant technology and that total organic compound emissions from each flange/connector do not exceed 100 ppm, subject to the leak repair provisions of Regulation 8, Rule 18. (basis: BACT, Reg. 8-18)~~

~~B4. Deleted. (Valve Design Requirements Completed and Leak Limits redundant with Regulation 8-18-302) Permittee/Owner/Operator shall ensure that each valve~~

~~installed is of a design that is District approved BACT compliant technology. Total organic compound emissions from each valve shall not exceed 100 ppm, subject to the leak repair provisions of Regulation 8, Rule 18. (basis: BACT, Reg. 8-18)~~

~~B5. Permittee/Owner/Operator shall ensure that each pump installed is of a design that is District approved BACT compliant technology. Total organic compound emissions from each pump shall not exceed 100 ppm, subject to the leak repair provisions of Regulation 8, Rule 18. (basis: BACT, Reg. 8-18)~~

~~B6. Deleted. (Process Sample System Design Requirements Completed) Permittee/Owner/Operator shall ensure that each process sample system installed is a closed loop, continuous flow design and in no event shall there be any line purging to process drains. (basis: BACT, Reg. 8-18)~~

~~B7. Deleted. (Process Drain Design Requirements Completed) Permittee/Owner/Operator shall ensure that each process drain installed is fitted and operated with a District approved "P" trap sealing system which prevents organic emissions from the process waste stream from escaping from the drain into the atmosphere. (basis: BACT)~~

~~B8. Deleted. (Pressure Relief Valve Design Requirements Completed and redundant with Regulation 8-28-302. . All PRDs vent to the refinery fuel gas system or an abatement device with >=98% efficiency.) Permittee/Owner/Operator shall ensure that each pressure relief valve installed in hydrocarbon service is vented to the refinery fuel gas system or an abatement device with a capture/destruction efficiency of 98 wt% or more approved for this use in advance by the District. (basis: BACT, Reg. 8-28)~~

S-802 Fluid Catalytic Cracking Unit (No. 4 Gas Plant) FCCU
Naphtha Splitter

~~C1. Deleted. (Final Fugitive Counts were provided 3/37/03 and offsets were adjusted.) Not more than 30 days after the start up of the FCCU~~

~~Naphtha Splitter for which an Authority to Construct was issued pursuant to permit application #2508, Permittee/Owner/Operator shall ensure that the District's Permit Services Division is in receipt of the actual fugitive component count, by named type and service, installed pursuant to Authority to Construct #2508 as part of the S 802 FCCU Naphtha Splitter project. (basis: cumulative increase, offsets, toxics)~~

~~C2. Deleted. (Final Fugitive Counts were provided 3/37/03 and offsets were adjusted.) If the actual fugitive component count, by named type and service, installed pursuant to Authority to Construct #2508 as part of the S 802 FCCU Naphtha Splitter project results in an emission quantification larger than that amount already charged to the plant cumulative increase for the Naphtha Splitter project fugitive emissions, the District will adjust the cumulative increase upward to reflect the larger emission quantification and Permittee/Owner/Operator shall promptly provide to the District, District approved emission offsets of the type and amount specified by the District to be due. (basis: offsets)~~

~~C3. Deleted. (Connector Design Requirements Completed and Leak Limits redundant with Regulation 8-18-304) Permittee/Owner/Operator shall ensure that each flange/connector installed is of a design that is District approved BACT compliant technology and that total organic compound emissions from each flange/connector do not exceed 100 ppm, subject to the leak repair provisions of Regulation 8, Rule 18. (basis: BACT, Reg. 8-18)~~

~~C4. Deleted. (Valve Design Requirements Completed and Leak Limits redundant with Regulation 8-18-302) Permittee/Owner/Operator shall ensure that each valve installed is of a design that is District approved BACT compliant technology. Total organic compound emissions from each valve shall not exceed 100 ppm, subject to the leak repair provisions of Regulation 8, Rule 18. (basis: BACT, Reg. 8-18)~~

~~C5. Permittee/Owner/Operator shall ensure that each pump installed is of a design that is District approved BACT compliant technology. Total organic compound emissions from each pump shall not exceed 100 ppm, subject to the leak repair provisions of Regulation 8, Rule 18. (basis: BACT, Reg. 8-18)~~

~~C6. Deleted. (Process Sample System Design Requirements Completed) Permittee/Owner/Operator shall ensure that each process sample system installed is a closed loop, continuous flow design and in no event shall there be any line purging to process drains. (basis: BACT, Reg. 8-18)~~

~~C7. Deleted. (Process Drain Design Requirements Completed)
Permittee/Owner/Operator shall ensure that each process
drain installed is fitted and operated with a District
approved "P" trap sealing system which prevents organic
emissions from the process waste stream from escaping from
the drain into the atmosphere.
(basis: BACT)~~

~~C8. Deleted. (Pressure Relief Valve Design Requirements Completed and
redundant with Regulation 8-28-302. . All PRDs vent to the refinery fuel
gas system or an abatement device with >=98% efficiency.)
Permittee/Owner/Operator shall ensure that each pressure
relief valve installed in hydrocarbon service is vented to
the refinery fuel gas system or an abatement device with a
capture/destruction efficiency of 98 wt% or more approved
for this use in advance by the District. (basis: BACT, Reg.
8-28)~~

S-975 No. 4 Gas Plant Cooling Tower; Marley, 13-24A, with 4
Pumps, Sum Total Maximum Capacity: 4,140,000 Gallons/Hr

D1. Permittee/Owner/Operator shall ensure that the total
cooling tower water recirculation rate at S-975 does not
exceed 4,140,000 gallons per hour or 69,000 gallons per
minute. (basis: cumulative increase, offsets, BACT)

D2. Within 60 days after the date that the change of
conditions authorization letter is issued by the District
for S-975 pursuant to application #2508,
Permittee/Owner/Operator shall measure the maximum cooling
tower water recirculation rate at S-975 using a District
approved methodology. Permittee/Owner/Operator shall notify
the District in writing of the date that the maximum cooling
tower water recirculation flow rate measurement is to occur
at least 10 days prior to the scheduled test date.
Permittee/Owner/Operator shall provide the test data and the
test results to the District's Permit Services Division
within 30 days after the date of the testing.
(basis: cumulative increase, offsets, BACT)

D3. The total dissolved solids content of the cooling tower
water at S-975 shall not exceed 5000 milligrams per liter.
(basis: cumulative increase, offsets)

D4. At least once each quarter, Permittee shall sample the
cooling tower water at S-975 and subject the sample to a
District approved laboratory analysis to determine its total
dissolved solids content.
(basis: cumulative increase, offsets)

D5. The POC content of the cooling tower water at S-975
shall not exceed 100 ppm gasoline range organics (EPA Method
8015) and 100 ppm diesel range organics (EPA Method 8015) as
measured at the cooling water return line or at the basin or
at any other location at S-975, as determined by the results

of EPA laboratory method 8015. (basis: BACT)

D5A. deleted (basis: Startup conditions completed: The value XXXX ppm in condition #5 above shall be set by the District after the District has obtained and reviewed laboratory data generated pursuant to these conditions. (basis: start-up, BACT))

D6. Within 45 days after the date that the change of conditions authorization letter is issued by the District for S-975 pursuant to application #2508, Permittee/Owner/Operator shall sample the cooling tower water at S-975 at the cooling water return line twice each WEEK and at the basin once each MONTH. After twenty six (26) weeks of District approved sampling and sample analysis data, Permittee/Owner/Operator shall sample the cooling tower water at S-975 at the cooling water return line ONCE each WEEK and Permittee/Owner/Operator shall ensure that each sample is subjected to analysis by EPA laboratory method 8015. The results of the laboratory analysis shall disclose the organic content of the S-975 cooling tower water. Permittee/Owner/Operator shall ensure that the results of the each laboratory analysis along with the laboratory report of each analysis shall be available on site for inspection by District staff not later than two weeks (14 calendar days) after the date on which the sample was taken from S-975. (basis: BACT)

D7. Permittee/Owner/Operator shall ensure that there is a District approved sample point at the cooling tower water return line for S-975 where cooling tower water in route to S-975 can be sampled. (basis: BACT)

D8. In a District approved log, Permittee/Owner/Operator shall record each date and location from which each sample of cooling tower was taken and the purpose of the sample. Permittee/Owner/Operator shall record the results of the laboratory analyses conducted pursuant to the requirements of these conditions along with copies of the laboratory results that disclose the date of the sampling, the location from which the sample was taken, the organic content of the cooling tower water determined by the laboratory method, the total dissolved solids content of the sample, the date of the analysis and name and address of the laboratory that conducted the analysis. The District approved log shall be retained on site for at least 5 years from last entry and be made available to the District staff upon request. (basis: cumulative increase, offsets, BACT)

S-982 No. 2 Hydrodesulfurization Unit; Cooling Tower;
Capacity: 1,080,000 Gallons Per Hour

E1. Permittee/Owner/Operator shall ensure that the total

cooling tower water recirculation rate at S-982 shall not exceed 1,080,000 gallons per hour or 18,000 gallons per minute.

(basis: cumulative increase, offsets, BACT)

E2. Within 60 days after the date that the change of conditions authorization letter is issued by the District for S-982 pursuant to application #2508, Permittee/Owner/Operator shall measure the maximum cooling tower water recirculation rate at S-982 using a District approved methodology. Permittee/Owner/Operator shall notify the District in writing of the date that the maximum cooling tower water recirculation flow rate measurement is to occur at least 10 days prior to the scheduled test date. Permittee/Owner/Operator shall provide the test data and the test results to the District's Permit Services Division within 30 days after the date of the testing.

(basis: cumulative increase, offsets, BACT)

E3. The total dissolved solids content of the cooling tower water at S-982 shall not exceed 5000 milligrams per liter.

(basis: cumulative increase, offsets)

E4. At least once each quarter, Permittee shall sample the cooling tower water at S-982 and subject the sample to a District approved laboratory analysis to determine its total dissolved solids content.

(basis: cumulative increase, offsets)

E5. The POC content of the cooling tower water at S-982 shall not exceed 100 ppm gasoline range organics (EPA Method 8015) and 100 ppm diesel range organics (EPA Method 8015) as measured at the cooling water return line or at the basin or at any other location at S-982, as determined by the results of EPA laboratory method 8015. (basis: BACT)

E5A. deleted (basis: Startup conditions completed: The value XXXX ppm in condition #5 above shall be set by the District after the District has obtained and reviewed laboratory data generated pursuant to these conditions.

(basis: start-up, BACT))

E6. Within 45 days after the date that the change of conditions authorization letter is issued by the District for S-982 pursuant to application #2508, Permittee/Owner/Operator shall sample the cooling tower water at S-982 at the cooling water return line twice each WEEK and at the basin once each MONTH. After twenty six (26) weeks of District approved sampling and sample analysis data, Permittee/Owner/Operator shall sample the cooling tower water at S-982 at the cooling water return line ONCE each WEEK and Permittee/Owner/Operator shall ensure that each sample is subjected to analysis by EPA laboratory method 8015. The results of the laboratory analysis shall disclose the organic content of the S-982 cooling tower

water. Permittee/Owner/Operator shall ensure that the results of the each laboratory analysis along with the laboratory report of each analysis shall be available on site for inspection by District staff not later than two weeks (14 calendar days) after the date on which the sample was taken from S-982.

(basis: BACT)

E7. Permittee/Owner/Operator shall ensure that there is a District approved sample point at the cooling tower water return line for S-982 where cooling tower water in route to S-982 can be sampled.

(basis: BACT)

E8. In a District approved log, Permittee/Owner/Operator shall record each date and location from which each sample of cooling tower was taken and the purpose of the sample. Permittee/Owner/Operator shall record the results of the laboratory analyses conducted pursuant to the requirements of these conditions along with copies of the laboratory results that disclose the date of the sampling, the location from which the sample was taken, the organic content of the cooling tower water determined by the laboratory method, the total dissolved solids content of the sample, the date of the analysis and name and address of the laboratory that conducted the analysis. The District approved log shall be retained on site for at least 5 years from last entry and be made available to the District staff upon request.

(basis: cumulative increase, offsets, BACT)

S-1100 Iso-Octene Unit, Maximum Production Capacity: 3000 BPD (1,095,000 BPY)

F0. Deleted. (S-1100 Iso-Octene Unit was not built)

F1. Deleted. (S-1100 Iso-Octene Unit was not built)

F2. Deleted. (S-1100 Iso-Octene Unit was not built)

F3. Deleted. (S-1100 Iso-Octene Unit was not built)

F4. Deleted. (S-1100 Iso-Octene Unit was not built)

F5. Deleted. (S-1100 Iso-Octene Unit was not built)

F6. Deleted. (S-1100 Iso-Octene Unit was not built)

F7. Deleted. (S-1100 Iso-Octene Unit was not built)

F8. Deleted. (S-1100 Iso-Octene Unit was not built)

F9. Deleted. (S-1100 Iso-Octene Unit was not built)

S-1105 No. 4 Hydrodesulfurization Unit; Maximum Capacity: 40,080 BPD (14,629,200 BPY)

G0. Permittee/Owner/Operator shall ensure that the total throughput of hydrocarbon material/feed material to S-1105 does not exceed 40,080 barrels during each calendar day. (basis: Regulation 2-2-419)

~~G1. Deleted. (Final Fugitive Counts for provided 4/17/03 and offsets were adjusted.) Not more than 30 days after the start up of the FCCU Naphtha Splitter for which an Authority to Construct was issued pursuant to permit application #2508, Permittee/Owner/Operator shall ensure that the District's Permit Services Division is in receipt of the actual fugitive component count, by named type and service, installed pursuant to Authority to Construct #2508 as part of the S 1105 No. 4 Hydrodesulfurization Unit. (basis: cumulative increase, offsets, toxics)~~

~~G2. Deleted. (Final Fugitive Counts for provided 4/17/03 and offsets were adjusted.) If the actual fugitive component count, by named type and service, installed pursuant to Authority to Construct #2508 as part of the S 1105 No. 4 Hydrodesulfurization Unit project results in an emission quantification larger than that amount already charged to the plant cumulative increase for the No. 4 Hydrodesulfurization fugitive emissions, the District will adjust the cumulative increase upward to reflect the larger emission quantification and Permittee/Owner/Operator shall promptly provide to the District, District approved emission offsets of the type and amount specified by the District to be due. (basis: offsets)~~

~~G3. Deleted. (Connector Design Requirements Completed and Leak Limits redundant with Regulation 8-18-304) Permittee/Owner/Operator shall ensure that each flange/connector installed is of a design that is District approved BACT compliant technology and that total organic compound emissions from each flange/connector do not exceed 100 ppm, subject to the leak repair provisions of Regulation 8, Rule 18. (basis: BACT, Reg. 8-18)~~

~~G4. Deleted. (Valve Design Requirements Completed and Leak Limits redundant with Regulation 8-18-302) Permittee/Owner/Operator shall ensure that each valve installed is of a design that is District approved BACT compliant technology. Total organic compound emissions from each valve shall not exceed 100 ppm, subject to the leak repair provisions of Regulation 8, Rule 18. (basis: BACT, Reg. 8-18)~~

~~G5. Permittee/Owner/Operator shall ensure that each pump installed is of a design that is District approved BACT compliant technology. Total organic compound emissions from each pump shall not exceed 100 ppm, subject to the leak repair provisions of Regulation 8, Rule 18. (basis: BACT, Reg. 8-18)~~

~~G6. Deleted. (Process Sample System Design Requirements Completed)
Permittee/Owner/Operator shall ensure that each process
sample system installed is a closed loop, continuous flow
design and in no event shall there be any line purging to
process drains.
(basis: BACT, Reg. 8-18)~~

~~G7. Deleted. (Process Drain Design Requirements Completed)
Permittee/Owner/Operator shall ensure that each process
drain installed is fitted and operated with a District
approved "P" trap sealing system which prevents organic
emissions from the process waste stream from escaping from
the drain into the atmosphere.
(basis: BACT)~~

~~G8. Deleted. (Pressure Relief Valve Design Requirements Completed and
redundant with Regulation 8-28-302. . All PRDs vent to the refinery fuel
gas system or an abatement device with >=98%
efficiency.) Permittee/Owner/Operator shall ensure that each pressure
relief valve installed in hydrocarbon service is vented to
the refinery fuel gas system or an abatement device with a
capture/destruction efficiency of 98 wt% or more approved
for this use in advance by the District. (basis: BACT, Reg.
8-28)~~

G9. In a District approved log, Permittee/Owner/Operator shall record the amount of feed material throughput to S 1105 each day, each month, and for each 12 consecutive month period. The District approved log shall be retained on site for at least 5 years from date of last entry and shall be made available to the District staff upon request.
(basis: cumulative increase)

S-1106 Furnace; FU72, No. 4 Hydrodesulfurization Reactor Feed Heater, Natural Gas Fired, Maximum Firing Rate (HHV): 30 MMBtu/hr abated by A-1106 Selective Catalytic Reduction System

H0. Permittee/Owner/Operator shall ensure that the maximum fuel firing rate at S-1106 does not exceed 30 MMBtu/hr averaged over each calendar day by dividing the fuel use rate during each day by 24.
(basis: cumulative increase)

H1. Permittee/Owner/Operator shall ensure that no fuel other than natural gas is fired at S-1106. (basis: cumulative increase, toxics)

H2. Permittee/Owner/Operator shall ensure that S-1106 is not be operated unless it is equipped with a District approved fuel flow meter that measures the volume of fuel throughput to S-1106 in units of standard cubic feet.
(basis: cumulative increase)

H3. Permittee/Owner/Operator shall ensure that the total fuel use at S-1106 does not exceed 225.257 million standard cubic feet of natural gas during any rolling 12 consecutive month period.

(basis: cumulative increase, toxics, offsets)

H4. Permittee/Owner/Operator shall ensure that NO_x emissions from S-1106 do not exceed 10 ppmv, dry, at 3% oxygen, based on a three hour average, after abatement at A-1106.

(basis: BACT, cumulative increase, offsets)

H5. Permittee/Owner/Operator shall ensure that CO emissions from S-1106 do not exceed 50 ppmv, dry, at 3% oxygen, based on a three hour average.

(basis: BACT, cumulative increase, offsets)

H6. Permittee/Owner/Operator shall ensure that POC emissions from S-1106 do not exceed 0.619 ton per rolling consecutive 12 month period (or the equivalent emission rate prorated to the time period during which emissions are measured/calculated).

(basis: cumulative increase, offsets)

H7. Permittee/Owner/Operator shall ensure that PM-10 emissions from S-1106 do not exceed 0.856 ton per rolling consecutive 12 month period (or the equivalent emission rate prorated to the time period during which emissions are measured/calculated).

(basis: cumulative increase, offsets)

H8. Permittee/Owner/Operator shall ensure that SO₂ emissions from S-1106 shall not exceed 0.068 ton per rolling consecutive 12 month period (or the equivalent emission rate prorated to the time period during which emissions are measured/calculated).

(basis: cumulative increase, BACT, offsets)

H9. Permittee/Owner/Operator shall ensure that S-1106 is abated by A-1106 at all times that a fuel is fired at S-1106 except for not more than 144 hours during any rolling 12 consecutive month period and during shutdown as defined by Regulation 9-10-218. The 144 hours is for start-up of S-1106. At all times other than the 144 hours per 12 consecutive month period and during shutdown as defined by Regulation 9-10-218, while a fuel is fired at S-1106, S-1106 shall be abated by A-1106 and there shall be ammonia injection at A-1106. (basis: BACT)

H10. Permittee/Owner/Operator shall ensure that ammonia slip from A-1106 does not exceed 20 ppmv, dry, at 3% oxygen averaged over any 3 hour period.

(basis: toxics)

H11. Notwithstanding any provision of District regulations allowing for the malfunction of or lack of operation of the

CEM, Permittee/Owner/Operator shall not operate S-1106 without a District approved continuous emissions monitoring device that continuously measures and continuously records the concentration of nitrogen oxides, in ppmv units, in the combustion exhaust from S-1106 corrected to 3 ppmv oxygen, dry; and the device shall continuously measure and continuously record the oxygen concentration in the combustion exhaust from S-1106.

(basis: cumulative increase, BACT, offsets)

H12. Once each calendar year Permittee/Owner/Operator shall ensure that a District approved source test is conducted that measures CO emissions from S-1106. The first CO source test for S-1106 shall be conducted within 60 days after the first date that fuel is first fired at S-1106. The District approved source test shall measure the emission rate of CO from S-1106 and the amount of oxygen in the S-1106 exhaust. Because of this condition S-1106 does not need a CEM for CO.

Permittee/Owner/Operator shall ensure that within 30 days of the date of completion of the (each) District approved source test, two identical copies of the results of the source test, each referencing permit application #2508, S-1106, and plant #14628 are received by the District and that one copy is addressed to the District's Source Test Manager, and that the other copy is addressed the District's Permit Services Division. (basis: start-up, offsets, BACT, cumulative increase, toxics)

H13. Permittee/Owner/Operator shall ensure that a District approved source test is conducted that measures emissions from S-1106 and that the source test for S-1106 is conducted within 60 days after the first date that fuel is first fired at S-1106. The District approved source test shall measure the emission rate of NO_x, CO, POC, SO₂, ammonia, and PM-10 from S-1106 while it is operated at a fuel feed rate of 22857 SCF of natural gas per hour or more. For NO_x, CO, and ammonia, the measurement shall be based on a three hour average. If the fuel firing rate of S-1106 during the testing is less than 22857 SCF natural gas per hour, then Permittee/Owner/Operator shall conduct a subsequent District approved source test at S-1106 every twelve months thereafter, until a District approved source test is completed while S-1106 is fired at 22857 SCF of natural gas per hour or more during the entire test period.

Permittee/Owner/Operator shall ensure that within 30 days of the date of completion of the (each) District approved source test, two identical copies of the results of the source test, each referencing permit application #2508, S-1106, and plant #14628 are received by the District and that one copy is addressed to the District's Source Test Manager, and that the other copy is addressed the District's Permit Services Division. (basis: start-up, offsets, BACT, cumulative increase, toxics)

H14. In a District approved log, Permittee/Owner/Operator shall record, for S-1106, the amount of each fuel fired in units of standard cubic feet, the concentration of nitrogen oxides in the exhaust from S-1106 in ppmv corrected to 3% oxygen, the oxygen content in the combustion exhaust from S-1106, each time period during which S-1106 is operated without abatement by A-1106 and each time period during which S-1106 is operated without ammonia injection at A-1106. The District approved log shall be retained on site for at least 5 years from date of last entry and shall be made available to the District staff upon request.
(basis: cumulative increase, offsets)

H15. If, based on District approved source test results, emissions from S-1106 exceed permitted and/or offset emission levels, Permittee/Owner/Operator shall provide additional District approved emission reduction credits to the District in the amount and of the type(s) determined by the District to be due, to offset the emissions that are in excess of permitted and/or offset emission levels.
(basis: offsets)

COND# 21751 -----

Application #9788 (September 17, 2004)
Ultra Low Sulfur Diesel Project

Administratively Changed by Applicatin 18861 (June 2009) Removed completed parts and parts redundant with District Regulations

S-920 No. 2 HDS Charge Heater, No. 20 Furnace,
Foster Wheeler, Maximum Firing Rate: 63
MMBtu/hr

S-1001 No. 50 Crude Unit

S-1003 No. 2 HDS Unit

1) Deleted. (Final Fugitive Count submitted 3/3/06 and offsets were adjusted.)~~Not more than 30 days after the start up of the Ultra Low Sulfur Diesel Project (S-920, S-1001, and S-1003), the owner/operator shall provide the District's Engineering Division with a final count of fugitive components installed. The owner/operator has been permitted for an increase in the following fugitive components:~~

~~22 valves in gas service
15 valves in liquid service
30 connectors/flanges~~

~~(basis: Cumulative Increase, offsets)~~

2) Deleted. (Final Fugitive Count submitted 3/3/06 and offsets were adjusted.)~~If there is an increase in the total fugitive~~

~~component emissions, the plant's cumulative emissions for the project shall be adjusted to reflect the difference between emissions based on predicted versus actual component counts. The owner/operator shall provide to the District all additional required offsets at an offset ratio of 1.15:1 no later than 14 days after submittal of the final POC fugitive count. If the actual component count is less than the predicted, the total will be adjusted accordingly and all emission offsets applied by the owner/operator in excess of the actual total fugitive emissions will be credited back to the owner/operator.
(basis: offsets)~~

~~3) Deleted. (Valve Design Requirements Completed and Leak Limits redundant with Regulation 8-18-302)The owner/operator shall install valves that are of District approved BACT compliant technology (bellows valves, diaphragm valves, live loaded valves, or the equivalent) such that fugitive organic emissions shall not exceed 100 ppm.
(basis: BACT, Regulation 8-18)~~

~~4) Deleted. (Connector Design Requirements Completed and Leak Limits redundant with Regulation 8-18-304)
The owner/operator shall install flanges and connectors that are of District approved BACT compliant technology (graphitic gaskets or the equivalent) such that fugitive organic emissions shall not exceed 100 ppm.
(basis: BACT, Regulation 8-18)~~

~~5) Deleted. (Pump Design Requirements Completed and Leak Limits redundant with Regulation 8-18-303)
The owner/operator shall install pump seals that are of District approved BACT compliant technology (double mechanical seals with barrier fluid or the equivalent) such that fugitive organic emissions shall not exceed 500 ppm.
(basis: BACT, Regulation 8-18)~~

~~6) Deleted. (Compressor Design Requirements Completed and Leak Limits redundant with Regulation 8-18-303)
The owner/operator shall install compressor seals that are of District approved BACT compliant technology (double mechanical seals with barrier fluid or the equivalent) such that fugitive organic emissions shall not exceed 500 ppm.
(basis: BACT, Regulation 8-18)~~

~~7) Deleted. (Pressure Relief Valve Design Requirements Completed and redundant with Regulation 8-28-302. . All PRDs vent to the refinery fuel gas system or an abatement device with >=98% efficiency.)The owner/operator shall vent pressure relief valves in hydrocarbon service to the refinery fuel~~

~~gas system or an abatement device with a capture and
destruction efficiency of at least 98% by weight.
(basis: BACT, Regulation 8-28)~~

~~8) Deleted. (Completed. All fugitive components have been added to the
refinery fugitive monitoring and repair program)The owner/operator shall
integrate all new
fugitive equipment in organic service installed as
part of the Ultra Low Sulfur Diesel Project into the
facility fugitive equipment monitoring and repair
program.
(basis: BACT, Regulation 8-18)~~

COND# 21849 -----

Application #10668 (October 29, 2004): Loading Rack
Modernization Project Application #13493 (October, 2005):
Modification of emission limit from S-1025 to the RACT and
Regulation 8-33-301 level of 0.08 lb POC per 1000 gallon of
material loaded.

Administratively Changed by Applicatin 18861 (June 2009) Removed completed
parts and parts redundant with District Regulations

S-613 Vapor Recovery Tank A-613; Fixed Roof Tank, Capacity
420K Gallons, Storing: Organic Liquid

S-696 Tank A-696; Internal Floating Roof Tank, Capacity
630K Gallons, Storing: Gasoline

S-1025 Bulk Terminal Bottom Loading Facilities: Gasoline,
Naphtha, Kerosene, Diesel, Fuel Oil, Ethanol

S-1504 Bulk Terminal Unloading Rack: Ethyl Alcohol

Fugitive Components

~~1. Deleted. (Final Fugitive Count submitted 6/9/05 and offsets were
adjusted.)Not more than 30 days after the start up of the Loading
Rack Modernization Project (S-613, S-696, S-1025, and
S-1504), the owner/operator shall provide the District's
Engineering Division with a final count of fugitive
components installed. The owner/operator has been
permitted for an increase in the following fugitive
components:~~

~~33 valves in gas service
460 valves in liquid service
4 pumps
1 PRV in gas service
10 PRVs in liquid service
1630 connectors/flanges~~

~~(basis: Cumulative Increase, offsets, toxics risk screen)~~

~~2. Deleted. (Final Fugitive Count submitted 6/9/05 and offsets were adjusted.) If there is an increase in the total fugitive component emissions, the plant's cumulative emissions for the project shall be adjusted to reflect the difference between emissions based on predicted versus actual component counts. The owner/operator shall provide to the District all additional required offsets at an offset ratio of 1.15:1 no later than 14 days after submittal of the final POC fugitive count. If the actual component count is less than the predicted, the total will be adjusted accordingly and all emission offsets applied by the owner/operator in excess of the actual total fugitive emissions will be credited back to the owner/operator.
(basis: offsets)~~

~~3. Deleted. (Valve Design Requirements Completed and Leak Limits redundant with Regulation 8-18-302) The owner/operator shall install valves, in light hydrocarbon service, that are of District approved BACT compliant technology (bellows valves, diaphragm valves, live loaded valves, or the equivalent) such that fugitive organic emissions shall not exceed 100 ppm.
(basis: BACT, Regulation 8-18, toxics risk screen)~~

~~4. Deleted. (Connector Design Requirements Completed and Leak Limits redundant with Regulation 8-18-304) The owner/operator shall install flanges and connectors, in light hydrocarbon service, that are of District approved BACT compliant technology (graphitic gaskets or the equivalent) such that fugitive organic emissions shall not exceed 100 ppm.
(basis: BACT, Regulation 8-18, toxics risk screen)~~

~~5. Deleted. (Pump Design Requirements Completed and Leak Limits redundant with Regulation 8-18-303) The owner/operator shall install pump seals, in light hydrocarbon service, that are of District approved BACT compliant technology (double mechanical seals with barrier fluid or the equivalent) such that fugitive organic emissions shall not exceed 500 ppm. (basis: BACT, Regulation 8-18, toxics risk screen)~~

~~6. Deleted. (Pressure Relief Valve Design Requirements Completed and redundant with Regulation 8-28-302. . All PRDs vent to the refinery fuel gas system or an abatement device with >=98% efficiency.) The owner/operator shall ensure that each pressure relief valve installed in hydrocarbon service is vented back to the process, to the refinery fuel gas system, or to an abatement device with a capture and destruction efficiency of at least 98% by weight. (basis: BACT, Regulation 8-28, toxics risk screen)~~

~~7. Deleted. (Completed. All fugitive components have been added to the refinery fugitive monitoring and repair program) In accordance with the provisions of Regulation 8-18, the owner/operator shall integrate all new fugitive equipment in organic service installed as part of the Loading Rack Modernization Project into the facility fugitive equipment monitoring and repair program. (basis: BACT, Regulation 8-18)~~

S-1025 Bulk Plant Bottom Loading Facilities: Gasoline, Naphtha, Kerosene, Diesel, Fuel Oil, Ethanol

8. The owner/operator of S-1025 shall apply for the proper certification from the California Air Resources Board (CARB) for the A-14 Vapor Recovery System prior to startup. (basis: Regulation 8-33-301, 302)
9. The owner/operator of S-1025 Bulk Plant Loading Facilities shall not exceed the following throughputs. 64,457 barrels (2,707,194 gallons) per day 18,615,000 barrels (781,830,000 gallons) per any 12-month consecutive period (basis: cumulative increase, offsets, toxic risk screen)
10. The owner/operator of S-1025 shall not transfer any material other than gasoline, naphtha, kerosene, diesel, fuel oil, or ethanol. (basis: cumulative increase, offsets, toxic risk screen)
11. To ensure that the S-1025 Bulk Plant Unloading Rack does not exceed an emission factor greater than 0.08 lb POC per 1000 gallons of material loaded, the owner/operator shall:
 - a. not operate S-1025 unless vented to S-613 Vapor Recovery Tank or A-14 Vapor Recovery System.
 - b. install a sample line from each of the pressure-vacuum valves located at the loading racks, which is easily accessible by District personnel to determine any valve leakage.
 - c. install and maintain a pressure switch at the knockout pot, V-61, located at the interface of the vapor outlet of the S-1025 Loading Rack and the inlet to the A-14 Vapor Recovery and S-613 Vapor Recovery Tank Systems. The pressure switch shall be set at 18 inches of water column as measured at the cargo tank/vapor coupler interface located the furthest from the knockout pot, V-61. If the pressure exceeds 18 inches, a high-pressure alarm will shutdown loading rack operations.
 - d. conduct District approved source tests to determine POC destruction efficiency at the following sources every 5 years in the year prior to the Title V Permit Renewal (initial compliance has been demonstrated in a source test for AN 6201 by TIAX on October 28, 2003).

S-908 No. 8 Furnace @ No. 3 Crude Unit
S-909 No. 9 Furnace @ No. 1 Feed Prep.
S-912 No. 12 Furnace @ No. 1 Feed Prep.
S-913 No. 13 Furnace @ No. 2 Feed Prep.

For each source, the owner/operator must measure the following:

the fuel feed rate in pounds/hr
the POC emission rate at the stack
the flue gas flow rate in SCFM at the stack the oxygen content of the stack flue gas the stack temperature the destruction efficiency of POC as measured across the combustion device The owner/operator shall submit individual copies of the results of the source tests (along with related calculations and process data) to the District's Engineering Division, Enforcement Division, and Source Test Section within 45 days of the source test. (basis: Cumulative Increase, Toxic Risk Screen, Regulation 8-33-301, Regulation 1-238,BACT)

12. To determine compliance with the parts 8-11, the owner/operator shall maintain the following records and provide all of the data necessary to evaluate compliance with the above conditions, including, but not necessarily limited to, the following information:

- 1) California Air Resources Board certification of A-14.
- 2) On a daily basis, type and quantity of product loaded.
- 3) The throughput of material shall be added and recorded in the log for each month and for each rolling consecutive 12-month period.
- 4) The time, date, duration, and reason for each instance that S-1025 is not abated by S-613 and A-14.

These records shall be kept on-site for at least 5 years. All records shall be recorded in a District-approved log and made available for inspection by District staff upon request. These recordkeeping requirements shall not replace the recordkeeping requirements contained in any applicable District Regulations.

(basis: Cumulative Increase, Toxic Risk Screen, Offsets, Regulation 1-441, Regulation 1-238)

S-1504 Bulk Plant Unloading Rack: Ethanol

13. The owner/operator of S-1504 Bulk Plant Unloading Rack shall not exceed the following throughput. 400,000 barrels per any 12-month consecutive period (basis: cumulative increase, offsets, toxic risk screen)

14. The owner/operator of S-1504 shall not transfer any

material other than ethanol.
(basis: cumulative increase, offsets, toxic risk screen)

15. To determine compliance with parts 13 and 14, the owner/operator shall maintain the following records and provide all of the data necessary to evaluate compliance with the above conditions, including, but not necessarily limited to, the following information:
- 1) On a daily basis amount of ethanol transferred.
 - 2) The throughput of material shall be added and recorded in the log for each month and for each rolling consecutive 12-month period.

These records shall be kept on-site for at least 5 years. All records shall be recorded in a District-approved log and made available for inspection by District staff upon request. These recordkeeping requirements shall not replace the recordkeeping requirements contained in any applicable District Regulations.

(basis: Cumulative Increase, Toxic Risk Screen, Offsets, Regulation 1-441, Regulation 1-238, Regulation 8-6-501)

COND# 22621 -----

Application #13047 (November, 2005): Installation of low NOx burners, change fuel gas supply from 40 psig to 100 psig fuel gas.

Administratively Changed by Applicatin 18861 (June 2009). Removed completed parts and parts redundant with District Regulations

S-913 No. 2 Feed Prep Heater (F13), 59 MMBtu/hr fired on Refinery Fuel Gas and Natural Gas

Fugitive Components

~~1. Deleted. (Final Fugitive Count submitted 3/28/06 and offsets were adjusted.) Not more than 30 days after the start up of the S-913 low NOx burners on 100 psig fuel gas, the owner/operator shall provide the District's Engineering Division with a final count of fugitive components installed. The owner/operator has been permitted for an increase in the following fugitive components:~~

~~4 valves in gas service
1 PRV in gas service
8 connectors/flanges~~

~~(basis: cumulative increase, offsets)~~

~~2. Deleted. (Final Fugitive Count submitted 3/28/06 and offsets were adjusted.) If there is an increase in the total fugitive component emissions, the plant's cumulative emissions for the project shall be adjusted to reflect the difference between emissions based on predicted versus actual~~

~~component counts. The owner/operator shall provide to the District all additional required offsets at an offset ratio of 1.15:1 no later than 14 days after submittal of the final POC fugitive count. If the actual component count is less than the predicted, the total will be adjusted accordingly and all emission offsets applied by the owner/operator in excess of the actual total fugitive emissions will be credited back to the owner/operator.~~
~~(basis: offsets)~~

3. ~~Deleted. (Valve Design Requirements Completed and Leak Limits redundant with Regulation 8-18-302)~~The owner/operator shall install valves, in light

~~hydrocarbon service, that are of District approved BACT compliant technology (bellows valves, diaphragm valves, live loaded valves, or the equivalent) such that fugitive organic emissions shall not exceed 100 ppm.~~
~~(basis: BACT, Regulation 8-18, offsets)~~

4. ~~Deleted. (Connector Design Requirements Completed and Leak Limits redundant with Regulation 8-18-304)~~

~~The owner/operator shall install flanges and connectors, in light hydrocarbon service, that are of District approved BACT compliant technology (graphitic gaskets or the equivalent) such that fugitive organic emissions shall not exceed 100 ppm.~~
~~(basis: BACT, Regulation 8-18, offsets)~~

5. ~~Deleted. (Pressure Relief Valve Design Requirements Completed and redundant with Regulation 8-28-302. . All PRDs vent to the refinery fuel gas system or an abatement device with >=98% efficiency.)~~The owner/operator shall ensure that each pressure

~~relief valve installed in hydrocarbon service is vented back to the process, the fuel gas recovery system, a furnace, or a flare with a capture and destruction efficiency of at least 98% by weight.~~
~~(basis: BACT, Regulation 8-28, offsets)~~

6. ~~Deleted. (Completed. All fugitive components have been added to the refinery fugitive monitoring and repair program)~~In accordance with the provisions of Regulation 8-18,

~~the owner/operator shall integrate all new fugitive equipment in organic service installed into the facility fugitive equipment monitoring and repair program.~~
~~(basis: BACT, Regulation 8-18, offsets)~~

7. Once each day, while 100 pound fuel gas is fired at S-913, except for 36 calendar days per rolling consecutive 12-month period, and except for each calendar day when no fuel is fired at S-913, and except for each calendar day that natural gas is fired exclusively at S-913, the owner/operator shall sample the fuel gas to be fired at S-913 directly upstream of the burner fuel gas feed line to S-913. The owner/operator shall ensure that the

sample is subjected to laboratory analysis to determine the total reduced sulfur (TRS) content of the sample in ppmvd units. The owner/operator shall ensure that the laboratory analysis method employed is a method that is approved by the District.

(basis: cumulative increase, offsets, Regulation 2-1-403)

8. Each calendar day, the owner/operator shall maintain records, in a District approved log, for
 - a. Each fuel fired at S-913
 - b. Each calendar day that no fuel is fired at S-913
 - c. Not more than 14 days after the date that a sample of fuel gas is taken pursuant to part 1 of these conditions, the results of each analysis disclosing the TRS content of the Fuel Gas sample, in units of ppmvd, along with the date the sample was taken, the District approved laboratory method used, and the laboratory completing the sample analysis.
 - d. The annual average of the daily fuel gas sample TRS analysis results.

All records shall be retained for a period of at least five years from the date of entry. This log shall be kept on site and made available to District staff upon request. (basis: cumulative increase, offsets, recordkeeping, Regulation 2-1-403)

9. Within 30 days of startup of S-913, the owner/operator shall perform source tests to establish the NOx box for the heater (permit condition 18372). All source testing shall be done in accordance with the District's Manual of Procedures. The facility shall receive approval from the District's Source Test Manager for installation of test ports and source testing procedures. The results shall be delivered to the District no later than 45 days from the date of the source test.

(basis: Regulation 9-10-301, Regulation 9-10-502)

10. In order to generate Interchangeable Emission Reduction Credits (IERC's) at S-913, the owner/operator shall:
 - a. Use an emission factor of 0.033 lb/MMBtu for S-913 in the calculation of the refinery-wide emission rate from units affected by Regulation 9-10-301
 - b. Generate IERC's based on the difference between NOx emissions of 0.033 lb/MMBTU and the actual emission factor obtained by source tests from generation of the NOx box (expected to be 0.024 lb/MMBtu by the owner/operator)
 - c. Keep records of the firing rate and oxygen content of S-913 to ensure operation within the established NOx box.

(basis: Regulation 9-10-301, Regulation 9-10-502, Regulation 2-9)

RECOMMENDATION

It is recommended that an Administrative Change in Conditions be granted to Tesoro for:

Condition	Source(s)	Source Description
1910	S1007	Hydrocracker Unit, 2 nd Stage
	S1008	Hydrocracker Unit, 1 st Stage
7405	S590	DEA Flash Drum
8350	S1002	No 1 HDS Unit
	S1003	No 2 HDS Unit
	S1006	No 1 HDA Unit
9875	S1452	Hydrocarbon Recovery system
10696	S529	Fixed Roof Tank - Wastewater
	S530	Fixed Roof Tank - Wastewater
	S656	Fixed Roof Tank - Wastewater
	S658	Fixed Roof Tank - Wastewater
	S815	No 1 Feed Prep Unit
	S816	No 2 Feed Prep Unit
	S817	No 3 Crude Unit
19197	S1473	Ethyl Mercaptan Pressure Tank
19199	N/A	Logistical Improvement Project
	N/A	Flare Gas Recovery Compressors
	S802	FCCU
	S1105	No 4 HDS Unit
21751	S920	No 2 HDS Charge heater
	S1001	No 50 Crude Unit
	S1003	No 3 HDS Unit
21849	S613	Fixed Roof Tank – Vapor Recovery
	S696	Internal Floating Roof Tank – Gasoline
	S1025	Bulk Terminal
	S1504	Bulk Terminal Unloading Rack
22621	S913	No 2 Feed Prep Heater

By: _____

Arthur Valla
Senior Air Quality Engineer

June 5, 2009

Application 18949, S1007 Stage 1 Hydrocracker Stripper Overhead Reroute

**EVALUATION REPORT
TESORO - GOLDEN EAGLE REFINRY
Application #18949 - Plant #14628**

**150 Solano Way
Martinez, CA 94553**

I. BACKGROUND

In several flaring incidents at Tesoro, the source of the flare gas is the Hydrocracker Stage 1 Stripper. Currently, 400 psi hydrogen is used as the stripper gas and the overhead gas from this stripper is sent to the No. 1 Hydrogen Plant where it joins the natural gas primary feed material used to generate hydrogen. During plant upsets, this stripper overhead is sent to the flare header. In several flare causal reports, a prevention measure has been identified to redirect the stripper overhead to the No. 5 Gas Plant instead of the flare header. In the No 5 Gas Plant the gas will be compressed and sent to the 100 psi fuel gas system. This application is for an alteration to

S-1007 Hydrocracker Unit

where natural gas replaces 400 psi hydrogen in the stage 1 stripper and the overhead gas is sent to

S-1526 No. 5 Gas Plant

instead of the flare header, when the normal routing to the

S-1005 No 1 Hydrogen Plant

is unavailable.

S1005 is a grandfathered source. Because the stripping gas switch from 400 psi hydrogen to natural gas can theoretically cause the hydrogen production to increase, this application can potentially debottleneck the S1005 hydrogen plant. Pursuant to Regulation 2-1-234.3.2, it is possible that S1005 will be modified by this application. However, since S937 Hydrogen Plant Furnace determines the capacity of the S1005 hydrogen plant, and S937 already has a firm limit of 743 MMBTU/hr, it is arguable that S1005 is not modified. To address this issue, Tesoro has agreed to a 93 MMSCFD (31,025 MMSCFY) firm limit on S1005 that is equivalent to the S937 limit.

Lastly, the No 5 Gas Plant is an existing source, but has never had a unique source number. This is not uncommon in that many refinery gas plants are considered part of the source that provides the gas it treats. For the No 5 Gas Plant, it was considered to be part of S-806 Fluid Coker. However, when the S806 Fluid Coker was taken out of service and replaced with S1510 Delayed Coker (via Application 14141), S806 was archived even though only the 'front end' coker unit was decommissioned. If it were clear in the application that S806 included equipment that was not taken out of service, then S806 would not have been archived but would have been retained for the No 5 Gas

Plant. However, this did not happen. Engineering policy is to assign unique source number for units specifically listed in the Regulation 3 schedules once the unit is identified in a permit application. Therefore, the No 5 Gas Plant has been assigned S-1526.

II. EMISSION CALCULATIONS

There are no emission changes associated with this application. This application is for an alteration that could potentially reduce emissions by minimizing flaring. However, the emission reduction cannot be quantified.

III. PLANT CUMULATIVE INCREASE SINCE 4/5/1991

There is no Cumulative Increase associated with this application.

IV. STATEMENT OF COMPLIANCE

This application caused no changes in the applicable requirements or the compliance of the S-1005, S-1007 or S-1526.

V. CONDITIONS

The following conditions will be imposed for S1005:

Condition # 24321

Application 18949

Flaring Prevention Measure

Hydrocracker Stage 1 Stripper Overhead Reroute to No 5 Gas Plant

S1007 Hydrocracker Unit

S1005 No 1 Hydrogen Plant

S1526 No 5 Gas Plant

1. The Owner/Operator shall operate S-1005 only when the hydrogen production does not exceed 93 MMSCF for each day or 31,025 MMSCF for each year. (Basis: Cumulative Increase)
2. The Owner/Operator shall maintain daily hydrogen productions records for S1005 to demonstrate compliance with Part 1 above. (Basis: Recordkeeping)

VI. RECOMMENDATION

It is recommended that an Authority to Construct be waived and a Permit to Operate be granted to Tesoro Refining & Marketing Company for the following equipment:

S-1007 Hydrocracker Unit

S-1526 No. 5 Gas Plant

and that Permit Condition 24321 be imposed on:

S-1005 No 1 Hydrogen Plant

Arthur Valla
Senior Air Quality Engineer

May 1, 2009

**Application 18997, Cold Cleaners Exemption
EVALUATION REPORT for Exempt Source(s)**

Applicant Tesoro Refining and Marketing Co.

Plant Number 14628

Application Number 18997

1. Background:

The Applicant has applied for a permit for exempt equipment as follows:

S-861 Cold Cleaner, Auto Shop, Safety Kleen Model 30.3R, 30 Gallons
S-1455 Cold Cleaner, Auto Shop, Safety Kleen Portable Model 60, 6 Gallons
S-1457 Cold Cleaner, Compressor Shop, Safety Kleen Model SK-34, 34 Gallons

All cold cleaners use low- or no-VOC materials that meet the requirements of Regulation 2-1-118.4.

In addition, in 2005, Tesoro removed the following sources from service:

S-858 Cold Cleaner, Lapping Room
S-860 Cold Cleaner, Tool Room
S-1456 Cold Cleaner, I&E Shop
S-1458 Cold Cleaner, Valve Shop

S-857 and S-859 were also removed from service, but are already archived sources.

Lastly, Condition 16729 can be archived because all the sources are removed or exempt.

2. Emission Calculations:

There is no chargeable cumulative increase for the exempt equipment described in Section 1. This exempt equipment does not emit one or more toxic air contaminants in quantities that exceed the limits listed in Regulation 2, Rule 5.

3. Statement of Compliance:

The exempt equipment described in Section 1 is exempt from Sections 2-1-301 and 302, in accordance with the specific section of Regulation 2-1 cited in Section 1.

I certify:

- This exempt equipment does not emit one or more toxic air contaminants in quantities that exceed the limits listed in Regulation 2 Rule 5. Hence, an Air Toxics Risk Screening is not required.

- This exempt equipment has not received two or more public nuisance violations, under Regulation 1-301 or Section 41700 of the California Health and Safety Code, within any consecutive 180-day period.
- This exempt equipment does not emit pollutant in excess of 10 lb/day.

Regulation 10 - New Source Performance Standard and Regulation 11 - Hazardous Pollutants requirements are not triggered.

Because this application is ministerial (exempt source), the requirements of the California Environmental Quality Act (CEQA) are not triggered.

4. Exemptions:

I recommend that the letter of exemption be granted to Tesoro for the exempt equipment described and listed in Section 1.

Application Reviewed By: Arthur P. Valla, P.E.
Position: Senior Air Quality Engineer

Signature of Reviewer

February 6, 2009

Application 19300, S904 Remove CO Boiler Functionality
ENGINEERING EVALUATION
Tesoro Refining and Marketing Company
PLANT NO. 14628
APPLICATION NO. 19300

BACKGROUND

As part of an Abatement Order with the District, Tesoro Refining and Marketing Company (Tesoro) replaced a Fluid Coker with a Delayed Coker. The Delayed Coker was granted an Authority to Construct August 1, 2006 via Application 14141. The new Delayed Coker was started up earlier this year. Banking Application 17798 has been submitted.

Application 18739 was for an Administrative Change in Conditions for the sources taken out of service as part of the Delayed Coker commissioning. One of these sources was S-903 the Coker CO Boiler, aka #5 Boiler House. The administrative change in conditions was granted November 13, 2008.

When the Fluid Coker was in service, the off gas was abated in the S-903 CO Boiler. To increase the reliability of the S-903 CO Boiler, the #6 Boiler House was permitted to act as a backup CO Boiler. This application is for an administrative change in conditions for

S-904 No 6 Boiler House

due to the removal of the backup service as a CO Boiler.

The following table summarizes the conditions that will be administratively changed as a result of the revised functionality of the S-904 Boiler. There are six primary changes to the applicable requirements for S-904:

1. S-904 no longer serves as a backup CO Boiler for S-903. S-904 will only fire Natural Gas and Refinery Fuel Gas.
2. Deletion of A-11 ESP since only Natural Gas and Refinery Fuel Gas firing.
3. Deletion of S-905 No. 6 Boiler House Stack Heater which is out of service.
4. The opacity monitoring requirements of a Coker CO Boiler no longer apply (1-520.6)
5. Opacity limit 6-1-302 no longer applies since COM of 1-520.6 no longer applicable.
6. S-904 now included in Refinery wide NOx limit of 9-10-301.

There are also other administrative changes to remove conditions that are initial Authority to Construct conditions or conditions that are redundant with other conditions or District rules.

Application 19300
Conditions to be Revised for S-904 #6 Boiler House

Facility	Condition	Description	Revised Permit Condition
B2758	8077	Bubble	Add S-904 to list of sources included in bubble.

Application 19300
Conditions to be Revised for S-904 #6 Boiler House

Facility	Condition	Description	Revised Permit Condition
B2758	16685	Firing Rate List	Remove S-904 from list since already listed in Condition 17322
B2758	17322	S-904 Condition	Corrected firing rate to 775 MMBtu/hr to be consistent with TV permit. Remove S-904 function as a CO Boiler, delete initial Authority to Construct requirements and remove parts redundant to District rules and other conditions.
B2758	18372	NOx Box	Add S-904 to list of sources subject to 9-10-301 Refinery-wide NOx limit.
B2758	22150	ESP's	Remove ESP A-11 since S-904 no longer abated by A-11
B2758	22590	S-904 Pilots	Delete Part 3 that is redundant with Regulation 9-10-504.1
B2758	23562	Consent Decree Subpart J	Removal of S-905

EMISSIONS SUMMARY

There are no increases in emissions associated with this application. This application only cleans up permit conditions associated with the revised functionality of S-904 No. 6 Boiler House.

STATEMENT OF COMPLIANCE

Not applicable for these archived sources and updated conditions. All applicable requirements unrelated to the Coker CO Boiler function are not changed.

PERMIT CONDITIONS

The following conditions will be revised as shown below in underline/strikeout format:

COND# 8077 -----

S57 Tank A-57
S323 Tank A-323
S848 FCCU Merox Unit
S850 No. 3 HDS Unit
S904 No. 6 Boiler House
S908 No. 3 Crude Heater (F8)
S909 No. 1 Feed Prep Heater (F9)
S912 No. 1 Feed Prep Heater (F12)
S913 No. 2 Feed Prep Heater (F13)
S916 No. 1 HDS Heater (F16)

- S917 No. 1 HDS Prefract Reboiler (F17)
- S919 No. 2 HDS Depent Reboiler (F19)
- S920 No. 2 HDS Charge Heater (F20)
- S921 No. 2 HDS Charge Heater (F21)
- S928 HDN Reactor A Heater (F28)
- S929 HDN Reactor B Heater (F29)
- S930 HDN Reactor C Heater (F30)
- S931 Hydrocracker Reactor 1 Heater (F31)
- S932 Hydrocracker Reactor 2 Heater (F32)
- S933 Hydrocracker Reactor 3 Heater (F33)
- S934 Hydrocracker Stabilizer Reboiler (F34)
- S935 Hydrocracker Splitter Reboiler (F35)
- S937 Hydrogen Plant Heater (F37)
- S951 No. 2 Reformer Aux Reheater (F51)
- S952 Internal Combustion Engine
- S953 Internal Combustion Engine
- S954 Internal Combustion Engine
- S971 No. 3 Reformer UOP Furnace (F53)
- S972 No. 3 Reformer Debutanizer Reboiler (F54)
- S973 No. 3 HDS Recycle Gas Heater (F55)
- S974 No. 3 HDS Fract Feed Heater (F56)
- S1009 Alkylation Unit

PERMIT NO. 3318: REFINERY MODERNIZATION PROJECT PERMIT
 CONDITIONS NEW PERMIT CONDITIONS FOR PERMIT NO. 3318 Permit
 Application 14047: Clarify conditions to allow
 owner/operator to shutdown ammonia injection to A-31 SCR
 during both startup and shutdown of S-974 (Part A2A).

Application 19300 (December 2008) Added S-904 No. 6 Boiler House

[All other parts of Condition 8077 remain unchanged]

COND# 16685 -----

Avon Refinery

Condition Added 09/02/99

Application 18739 (November 2008) Removal of S-903 & S-924

Application 19300 (December 2008) Removed S-904 No. 6 Boiler House
 (because S-904 is included in Condition 17322)

Condition #1:

Permittee/Owner/Operator shall ensure that each combustion source listed below does not exceed its indicated maximum firing rate (higher heating value), expressed in the units of million BTU per day (MMBTU/day). These firing rates are sustainable maximum firing rates. The sustainable hourly firing rates, used for billing purposes, are established by dividing the maximum daily firing rates by 24 hours.

	Firing	Firing	
District	Rate	Rate	District/
Source	Used for	Enforceable	Permittee
Number	Fees	Limit	Source

(#)	(MMBTU/hr)	(MMBTU/day)	Description
S-904	848	20352	#6 Boilerhouse
S-908	220	5280	#8 Furnace NO. 3 Crude
S-909	145	3480	#9 Furnace #1 Feed Prep.
S-912	135	3240	#12 Furnace -#1 Feed Prep. Heater
S-913	59	1416	#13 Furnace -#2 Feed Prep. Heater
S-915	20	480	#15Furnace -Plat former Intermediate Heater
S-916	55	1320	#16 Furnace -#1 HDS Heater
S-917	18	432	#17 Furnace -#1 HDS Prefractionator Reboiler
S-919	65	1560	#19Furnace -#2 HDS Depentanizer Reboiler
S-920	63	1512	#20 Furnace -#2 HDS Charge Heater
S-921	63	1512	#21 Furnace -#2 HDS Charge Heater
S-922	130	3120	#22 Furnace -#5 Gas Debutanizer Reboiler
S-926	145	3480	#26 Furnace -#2 Reformer Splitter Reboiler
S-927	280	6720	#27 Furnace -#2 Reformer Heater AND Reheating
S-928	20	480	#28 Furnace -HDN Reactor A Heater
S-929	20	480	#29 Furnace -HDN ReactorB Heater
S-930	20	480	#30 Furnace -HDN Reactor C Heater
S-931	20	480	#31 Furnace -Hydrocracker Reactor 1 Heater
S-932	20	480	#32 Furnace -Hydrocracker Reactor 2 Heater
S-933	20	480	#33 Furnace -Hydrocracker Reactor 3 Heater
S-934	152	3648	#34 Furnace -Hydrocracker Stabilizer Reboiler
S-935	152	3648	#35 Furnace -Hydrocracker Splitter Reboiler
S-937	743	17832	#37 Furnace -Hydrogen

			Plant
S-950	440	10560	#50 Furnace - Crude Heater @ 50 Unit
S-951	30	720	#51 Furnace-#2 Reformer Auxiliary Reheat
S-971	300	7200	#53 Furnace -#3 Reformer UOP Furnace
S-972	45	1080	#54 Furnace -#3 Reformer Debutanizer Reboiler
S-973	55	1320	#55 Furnace-No 3 HDS Recycle Gas Heater
S-974	110	2640	#56 Furnace-No 3 HDS Fractionator Feed Heater

(basis: cumulative increase, Regulation 2-1-403)

Condition #2:

In a District approved log (or logs), in units of therms or MMBtu, Permittee/Owner/Operator shall record the amount of each fuel fired at each of ~~S-904~~, S-908, S-909, S-912, S-913, S-915, S-916, S-917, S-919, S-920, S-921, S-922, S-926, S-927, S-928, S-929, S-930, S-931, S-932, S-933, S-934, S-935, S-937, S-950, S-951, S-971, S-972, S-973, and S-974, based on each fuel's HHV, for each month and each rolling 12 consecutive month period. Permittee/Owner/Operator shall ensure that the log or logs are retained on site for not less than 5 years from date of last entry and that each log is made available to the District staff upon request.

(basis: cumulative increase, Regulation 2-1-403)

COND# 17322 -----

Condition # 17322

APPLICATION 19418; TOSCO AVON REFINERY; PLANT NO. 13

Application 19300 (Dec 2008) Remove S-904 Backup CO Boiler Service

Conditions for Industrial Boiler S-904 (No. 6 Boiler):

1. Permittee/Owner/Operator shall ensure that Boiler S-904 is not fired above its maximum firing rate of ~~775848~~ MMBTU/hr (HHV) heat input at any time.
(basis: cumulative increase, offsets, toxics)

1a. S-904, boiler #5 shall burn only gaseous fuels.
(basis: cumulative increase)

2. Permittee/Owner/Operator shall ensure that Boiler S-904 is retrofitted with and abated by A-904, ~~Selective Catalytic Reduction (SCR) system, for the Refinery to achieve compliance with the facility wide NOx limit of Regulation 9 10 301, 0.033 lb NOx/MMBTU,~~

~~and source specific CO limit of Regulation 9-10-305, 400 ppmvd @ 3% O₂, in accordance with the District-approved control plan submitted under Regulation 9-10-401.~~

~~(basis: Regulation 9-10-302, Regulation 9-10-305, Regulation 9-10-401)~~

~~3. Permittee/Owner/Operator shall ensure that Boiler S-904 is equipped with a dedicated District approved fuel flow meter in each fuel line in accordance with Regulation 9-10-502.2. Permittee/Owner/Operator shall ensure that each flow meter is in operation prior to the performance of the initial source test described in Condition No. 6, and that each flow meter is maintained in good working order.~~
~~(basis: Regulation 9-10-502.2) Deleted. (Fuel flow meter installed)~~

4. Permittee/Owner/Operator shall ensure that Boiler S-904 is equipped with District-approved, in-stack continuous emission monitoring systems (CEMS) for nitrogen oxides (NO_x), carbon monoxide (CO), and oxygen (O₂) prior to July 1, 2000. The CEMS shall be maintained in good working order in accordance with the District Manual of Procedures, Volume V.

(basis: Regulation 9-10-302, Regulation 9-10-305)

~~4a. Effective June 1, 2004, Permittee/Owner/Operator shall install a continuous opacity monitor to ensure that the emission is not greater than 20% opacity for a period or periods aggregating more than three minutes in any hour when the boiler is burning coker flue gas.~~

~~(basis: Regulation 6-302) Deleted. (S-904 no longer providing backup Coker CO Boiler service so the requirements of Regulations 1-520.6 and 6-1-302 no longer apply.)~~

5. Permittee/Owner/Operator shall ensure that ammonia stack emissions from Boiler S-904 resulting from the operation of A-904 SCR system shall not exceed 20 ppmv, dry @ 3% O₂.

(basis: toxics)

6. Permittee/Owner/Operator shall ensure that a semiannual source test after

~~modification of S-904, an initial source test for NO_x and CO shall be performed in accordance with Regulation 9-10-501,~~ for ammonia, in accordance with the District Manual of Procedures. In addition to the requirements in this regulation, Permittee/Owner/Operator shall ensure that the following procedures are followed:

A. Permittee/Owner/Operator shall submit a source test protocol to the Manager of the District's Source Test Section at least seven (7) days prior to the test, for District approval and to provide District

staff the option of observing the testing.

B. Permittee/Owner/Operator shall ensure that source test conditions are representative of the normal operating ranges and conditions of the boiler.

C. Permittee/Owner/Operator shall ensure that within ~~6045~~ days of test completion, a comprehensive report of the test results shall be submitted to the District's Director of Enforcement.

~~D. Permittee/Owner/Operator shall ensure that the ammonia source test shall be repeated on a semi-annual basis. (basis: Regulation 9-10-501, toxics) Deleted. (Initial source tests completed. Semiannual Ammonia source test now included in Part 6.)~~

~~7. Hourly records of the type and amount of fuel burned at Boiler S-904, the continuous emission monitoring (CEMS) measurements for NOx, CO, and O2, and source test data for NOx, CO, O2, and ammonia shall be maintained in a District approved log for at least 5 years and made available to District staff upon request. (basis: toxics, offsets, cumulative increase) Deleted. (Redundant with Regulation 9-10-504.1 Recordkeeping)~~

~~8. Boiler S-904 shall continue to be subject to the Refinery Cap Permit No. 27769, Condition ID No. 4357. (basis: offsets, bubble) Deleted. (S-904 included in bubble Condition 8077.)~~

CONDITIONS FOR FURNACES S-916 AND S-921:

9. Permittee/Owner/Operator shall ensure that Furnace S-916 and Furnace S-921 are not fired above the indicated maximum firing rate (HHV) at any time, heat input basis:

S-916	55 MMBTU/hr
S-921	63 MMBTU/hr

(basis: cumulative increase, offsets, toxics)

10. Permittee/Owner/Operator shall ensure that Furnace S-916 and Furnace S-921 are modified by the installation of low NOx burners for the Refinery to achieve compliance with the facility-wide NOx limit of Regulation 9-10-302, 0.033 lb NOx/MMBTU, and source specific CO limit of Regulation 9-10-305, 400 ppmvd @ 3% O2, in accordance with the District-approved control plan submitted under Regulation 9-10-401.

(basis: Regulation 9-10-302, Regulation 9-10-305, Regulation 9-10-401)

11. Furnaces S-916 and S-921 shall each be operated with a dedicated fuel flow meter in each fuel line in accordance with Regulation 9-10-502.2. Each flow meter shall be in operation prior to the performance

of the initial source test described in Condition No. 4, and maintained in good working order.
(basis: Regulation 9-10.502.2)

12. Permittee/Owner/Operator shall ensure that after S-916 and S-921 are modified an initial set of source tests for NO_x and CO shall be performed on each furnace, S-916 and S-921, in accordance with Regulation 9-10-501. In addition to the requirements in Regulation 9-10, Permittee/Owner/Operator shall ensure that the following procedures are followed:

A. Permittee/Owner/Operator shall submit a source test protocol to the Manager of the District's Source Test Section at least seven (7) days prior to the test, for District approval and to provide District staff the option of observing the testing.

B. Permittee/Owner/Operator shall ensure that source test conditions encompass the normal operating ranges and conditions of each furnace.

C. Permittee/Owner/Operator shall ensure that within 45 days of test completion, a comprehensive report of the test results shall be submitted to the District's Director of Enforcement.

D. Permittee/Owner/Operator shall ensure that these source tests are repeated on a semi-annual basis.

13. Permittee/Owner/Operator shall satisfy the requirement to monitor NO_x, CO, and O₂ pursuant to Regulation 9-10-502 for S-916 and S-921 through the performance of the initial and periodic source tests described in Part 12. The frequency of the periodic source testing may be adjusted by the District to maintain compliance verification with the NO_x standard of Regulation 9-10-302 and the CO standard of Regulation 9-10-305, and the consistency with the District-approved control plan submitted under Regulation 9-10-401.

14. In a District approved log, Permittee/Owner/Operator shall record and retain hourly records of the type and amount of each fuel burned at each furnace in addition to all emission source test data that is generated pursuant to these conditions. The District approved log shall be maintained for at least 5 years from date of entry and shall be made available to District staff upon request.

15. Permittee/Owner/Operator shall ensure that Furnace S-916 and Furnace S-921 are operated in compliance with the Refinery Cap Permit No. 27769, Condition ID No. 4357.

COND# 18372 -----

Application #2209 and 16484

Plant #14628

Application 15682 (April, 2007) Initial establishment of NOx box parameters. Delete part 4.

Application 14752 (January 2007) S-927 modification of Part 18

Application 16888 (April 2008) Modification of S-913

Application 16889 (June 2008) Modification of S-951

Modified by App. 18739 (Nov 2008) Removal of S924

from Parts 27 and 31

Application 19300 (Dec 2008) Remove S-904 Backup CO Boiler Service

S-904 No. 6 Boiler House; Riley Stoker, Maximum Firing Rate: 775 MM Btu/hr

S-912 No. 12 Furnace F-12; Born, Maximum Firing Rate: 135 MMBtu/hr, No. 1 Feed Prep Unit Vacuum Residuum Feed Heater with Callidus Technologies Inc. LE-CSG-W Low NOx Burners or equivalent

S-913 No. 13 Furnace F-13; Petrochem, Vertical Cylindrical, Maximum Firing Rate: 59 MMBtu/hr, No. 2 Feed Prep Unit Vacuum Residuum Feed Heater with Callidus Technologies Inc. LE-CSG Low NOx Burners or equivalent

S-916 No. 1 HDS Charge Heater F-16; Braun, Cabin; Maximum Firing Rate: 55 MMBtu/hr with Callidus Technologies Inc. LE-CSG-W Low NOx Burners or equivalent

S-919 No. 2 HDS Charge Heater, No. 19 Furnace, Foster Wheeler, Maximum Firing Rate: 65 MMBtu/hr with Callidus Technologies Inc. LE-CSG-W Low NOx Burners or equivalent

S-920 No. 2 HDS Charge Heater, No. 20 Furnace, Foster Wheeler, Maximum Firing Rate: 63 MMBtu/hr with Callidus Technologies Inc. LE-CSG-W Low NOx Burners or equivalent

S-921 No. 2 HDS Charge Heater F-21; Foster Wheeler, Cabin; Maximum Firing Rate: 63 MMBtu/hr with Callidus Technologies Inc. LE-CSG-W Low NOx Burners or equivalent

S-922 No. 5 Gas Plant Debutanizer Reboiler F-22; Petrochem, Vertical Cylindrical; Maximum Firing Rate: 130 MMBtu/hr with Callidus Technologies Inc. LE-CSG-W Low NOx Burners or equivalent

S-926 No. 2 Reformer Splitter
Reboiler, No. 26 Furnace, Petrochem,
Maximum Firing Rate: 145 MMBtu/hr with
Callidus Technologies Inc. LE-CSG-W Low
NOx Burners or equivalent

S-927 No. 2 Reformer Reactor Feed Preheater F-27; Lummus
Multicell Cabin;
Maximum Firing Rate: 280 MMBtu/hr abated
by A-1431 Technip Selective Catalytic
Reduction System w Hitachi Catalyst or
equivalent

S-950 No. 50 Unit Crude Feed Heater F-
50; Alcorn, Box; 440 MMBtu/hr abated by A-
1432 Technip Selective Catalytic
Reduction System w Hitachi Catalyst or
equivalent

S-971 No. 3 Reformer Feed Preheater F-53; KTI, Multicell
Box; Maximum Firing Rate: 300 MMBtu/hr abated by A-1433
Technip Selective Catalytic Reduction System w Hitachi
Catalyst or equivalent

S-972 No. 3 Reformer Debutanizer
Reboiler F-54; KTI, Vertical Cylindrical;
Maximum Firing Rate: 45 MMBtu/hr abated
by A-1433 Technip Selective Catalytic
Reduction System w Hitachi Catalyst or
equivalent

1. Permittee/Owner/Operator shall ensure that each of S-912, S-913, S-916, S-919, S-920, S-921, S-922, S-926, S-927, S-950, S-971, and S-972 is equipped with a District approved dedicated fuel flow meter consistent with Regulation 9, Rule 10, Section 502.2. (basis: Regulation 9, Rule 10, Section 502.2)
2. Permittee/Owner/Operator shall ensure that each of S-912, S-913, S-916, S-919, S-920, S-921, S-922, S-926, S-927, S-950, S-971, and S-972 is fired exclusively on natural gas and/or refinery fuel gas. (basis: Regulation 9, Rule10)
3. Permittee/Owner/Operator shall ensure that the maximum firing rate of each source listed does not exceed the corresponding HHV maximum firing rate, based on an operating day average (the amount of fuel fired over each 24 hour day divided by 24:

Source (#)	Maximum Firing Rate (HHV) (mmBtu/hr)	(mmBtu/yr)
S-912	135	1,182,600
S-913	59	516,840
S-916	55	481,800

S-919	65	569,400
S-920	63	551,880
S-921	63	551,880
S-922	130	1,138,800
S-926	145	1,270,200
S-927	280	2,452,800
S-950	440	3,854,400
S-971	300	2,628,000
S-972	45	394,200

(basis: Regulation 9, Rule 10)

4. (Deleted: Specific NOx limits should not have been applied to S-912 and S-926, since they are both regulated under Regulation 9-10-301.) Basis: Regulation 9-10-301.
5. Deleted. Replaced with Part 30.
6. Deleted. Replaced with Part 31.
7. Deleted. Replaced with Part 31.
8. Deleted. Replaced with Part 31.
9. Deleted. Replaced with Part 31.
10. Deleted. Replaced with Part 31.
11. Deleted. S-921 is out of service. If returned to service, this part is replaced with Part 31.
12. Deleted. NOx CEM installed on S-922.
13. Deleted. Replaced with Part 31.
14. Deleted. Replaced with Part 32.
15. Deleted. Replaced with Part 33.
16. Deleted. Replaced with Part 34.
17. Deleted. Replaced with Part 35.
18. Combustion exhaust from S-927 shall be ducted to and continuously abated by A-1431 whenever a fuel is fired at S-927, except startup and shutdown as defined by Regulation 9-10-218 and on a temporary basis for catalyst regeneration at S-1004 No. 2 Catalytic Reformer. The exhaust gasses From S-927 and A-1431 shall be measured by a District approved CEM that continuously monitors and records the emission rate of NOx, CO, and O2 in the exhaust gasses, including periods when S-927 is operated

without SCR abatement.

(basis: Regulation 9, Rule 10)

19. Combustion exhaust from S-950 shall be ducted to and continuously abated by A-1432 whenever a fuel is fired at S-950 and the exhaust gasses from A-1432 shall be measured by a District approved CEM that continuously monitors and records the emission rate of NO_x, CO, and O₂ in the exhaust gasses. (basis: Regulation 9, Rule 10)
20. Combustion exhaust from S-971 shall be ducted to and continuously abated by A-1433 whenever a fuel is fired at S-971 and the exhaust gasses from A-1433 shall be measured by a District approved CEM that continuously monitors and records the emission rate of NO_x, CO, and O₂ in the exhaust gasses. (basis: Regulation 9, Rule 10)
21. Combustion exhaust from S-972 shall be ducted to and continuously abated by A-1433 whenever a fuel is fired at S-972 and the exhaust gasses from A-1433 shall be measured by a District approved CEM that continuously monitors and records the emission rate of NO_x, CO, and O₂ in the exhaust gasses. Part 21 of these conditions shall not take effect until Permittee/Owner/Operator exercises the portion of Authority to Construct #2209 authorizing the abatement of S-972 with A-1433. (basis: Regulation 9, Rule 10)
22. For each of S-927, S-950, S-971, and S-972, ammonia slip from the SCR system abating the source shall not exceed 20 ppmv, dry, corrected to 3% oxygen. (basis: toxics)
23. For each of S-912, S-913, S-916, S-919, S-920, S-921, S-922, S-926, S-927, S-950, S-971, and S-972, records shall be kept as required by Regulation 9, Rule 10, Section 504, except that the records shall be retained on site and be made available to the District staff for a period of at least 5 years from date of last entry. (basis: Regulation 9, Rule 10)

Part 24 effective until January 1, 2005

24. For each of S-912, S-913, S-916, S-919, S-920, S-921, S-922, and S-926, Permittee/Owner/Operator shall record in a District approved log, the time and date of each District approved source test conducted for each source. The log shall be maintained on site and be made available to the District staff on request for at least 5 years from date of last entry. (basis: Regulation 9, Rule 10)
25. In a District approved log (or logs), for each of S-912, S-913, S-916, S-919, S-920, S-921, S-922, and S-926, Permittee/Owner/Operator shall record the fuel use during each day at each source based on the fuel's

(HHV).

Permittee/Owner/Operator shall ensure that the log(s) is(are) maintained on site for at least 5 years from date of last entry and that the log(s) is (are) made available to the District staff upon request.

(basis: cumulative increase)

~~26. The No. 6 Boiler (S904) serves as the emergency backup to No. 5 Boiler (S903). During this unusual mode of operation, the No. 6 Boiler is subject to the limits specified in Regulation 9-10-304 for CO Boilers and is considered "out of service" since it acting as the No. 5 Boiler. The historic average, described in Regulation 9-10-301.2 for No. 6 Boiler, will be used for compliance with the 0.033 lb/MMBTU refinery wide average standard while No. 6 Boiler is operated in CO Boiler mode. (basis: cumulative increase) Deleted. (S-904 no longer providing backup Coker CO Boiler service so the requirements of Regulation 9-10-304 no longer apply.)~~

Parts 27 through 36 are effective January 1, 2005

*27. The following sources are subject to the refinery-wide Nox emission rate and CO concentration limits in Regulation 9-10:

(Regulation 9-10-301 & 305)

S#	Description	CEM (Y/N)
S904	No. 6 Boiler House	Y
S908	No. 3 Crude Heater	Y
S909	No. 1 Feed Prep Heater (F9)	N
S912	No. 1 Feed Prep Heater (F12)	N
S913	No. 2 Feed Prep Heater (F13)	N
S915	Platformer Intermediate Heater (F15)	N
S916	No. 1 HDS Heater (F16)	N
S917	No. 1 HDS Prefract Reboiler (F17)	N
S919	No. 2 HDS Heater (F19)	N
S920	No. 2 HDS Heater (F20)	N
S921	No. 2 HDS Heater (F21)(out of service)	N
S922	No. 5 Gas Plant Debutanizer Reboiler	Y
S926	No.2 Reformer Splitter Reboiler (F26)	N
S927	No. 2 Reformer Feed Preheater (F27) & A1431	Y
S928	HDN Reactor A Heater (F28)	N
S929	HDN Reactor B Heater (F29)	N
S930	HDN Reacator C Heater (F30)	N
S931	Hydrocracker Reactor 1 Heater (F31)	N
S932	Hydrocracker Reactor 2 Heater (F32)	N
S933	Hydrocracker Reactor 3 Heater (F33)	N
S934	Hydrocracker Stabilizer Reboiler(F34)	Y
S935	Hydrocracker Splitter Reboiler (F35)	Y
S937	Hydrogen Plant Heater (F37)	Y
S950	No. 50 Unit Curde Feed Heater (F50) & A1432	Y
S951	No. 2 Reformer Aux Reheater (F51)	N

S971 No. 3 ReformerFeed Preheater (F53) & A1433	Y
S972 No. 3 Reformer Dubtanizer Reboiler (F54) & A1433	Y
S973 No. 3 HDS Recycle Gas Heater (F55)	Y
S974 No. 3 HDS Fract Feed Heater (F56)	Y

*28. The owner/operator of each source with a maximum firing rate greater than 25 MMBtu/hr listed in Part 27 shall properly install, properly maintain, and properly operate an O2 monitor and recorder. (Regulation 9-10-502)

*29. The owner/operator shall operate each source listed in Part 27, which does not have a NOx CEM within specified ranges of operating conditions (firing rate and oxygen content) as detailed in Part 31. The ranges shall be established by utilizing data from district-approved source tests. (Reg. 9-10-502)

- A. The NOx Box for units with a maximum firing rate of 25 MMBtu/hr or more shall be established using the procedures in Part 30.
- B. The NOx Box for units with a maximum firing rate less than 25MMBtu/hr shall be established as follows: High-fire shall be the maximum rated capacity. Low-fire shall be 20% of the maximum rated capacity. There shall be no maximum or minimum O2.

*30. The owner/operator shall establish the initial NOx box for each source subject to Part 29 by January 1, 2005 . The NOx Box may consist of two operating ranges in order to allow for operating flexibility and to encourage emission minimization during standard operation. (Regulation 9-10-502) The procedure for establishing the NOx box is

- A. Conduct district approved source tests for NOx and CO, while varying the oxygen concentration and firing rate over the desired operating ranges for the furnace;
- B. Determine the minimum and maximum oxygen concentrations and firing rates for the desired operating ranges (Note that the minimum O2 at low-fire may be different than the minimum O2 at high-fire. The same is true for the maximum O2). The owner/operator shall also verify the accuracy of the O2 monitor on an annual basis.
- C. Determine the highest NOx emission factor (lb/Mmbtu) over the preferred operating ranges while maintaining CO concentration below 200 ppm; the owner/operator may choose to use a higher NOx emission factor than tested.

- D. Plot the points representing the desired operating ranges on a graph. The resulting polygon(s) are the NOx Box, which represents the allowable operating range(s) for the furnace under which the NOx emission factor from part 31a is deemed to be valid.

1)The NOx Box can represent/utilize either one or two emission factors.

2)The NOx Box for each emission factor can be represented either as a 4- or 5-sided polygon The NOx box is the area within the 4- or 5-sided polygon formed by connecting the source test parameters that lie about the perimeter of successful approved source tests. The source test parameters forming the corners of the NOx box are

listed in Part 31.

- E. Upon establishment of each NOx Box, the owner/operator shall prepare a graphical representation of the box. The representation shall be made available on-site for APCO review upon request. The box shall also be submitted to the BAAQMD with permit amendments.

*31. Except as provided in part 31B & C, the owner/operator shall operate each source within the NOx Box ranges listed below at all times of operation. This part shall not apply to any source that has a properly operated and properly installed NOx CEM. (Regulation 9-10-502)

A. NOx Box ranges

Source No. | Emission Factor (lb/MMBtu)/Min O2 at Low Firing(O2% , MMBtu/hr)/Max O2 at Low Firing(O2% , MMBtu/hr)/Min O2 at High Firing(O2% , MMBtu/hr)/Mid O2 at Mid/High Firing (polygon)(O2% , MMBtu/hr)/Max O2 at High Firing(O2% , MMBtu/hr)

909/0.146/5.6, 53.71/9.6, 41.41/2.1, 83.60/3.1, 67.35/5.7, 76.49

909/0.148/9.6, 41.41/11.2, 61.81/2.1, 83.60/5.7, 76.49/7.3, 79.58

912/0.027/2.1, 60.50/3.4, 70.10/1.9, 101.51/4.0, 104.13/5.4, 100.24

912/0.034/2.1, 60.50/7.0, 57.57/5.4, 100.24/3.4,

70.10/6.5, 99.68

913/0.033/1.2, 19.89/3.0, 14.80/1.5, 39.10/2.1,
15.53/3.6, 39.45

913/0.033/3.0, 14.80/4.5, 15.86/3.6, 39.45/N/A/4.2,
39.50

915/0.143/0, 3.85/8.0, 3.85/0, 20.00/N/A/8.0, 20.00

915/0.098/8.0, 3.85/>8.0, 3.85/8.0, 20.00/N/A/>8.0,
20.00

916/0.088/5.7, 9.53/9.3, 9.17/5.4, 30.00/N/A/9.1,
34.05

916/0.099/9.3, 9.17/10.6, 24.64/9.1,
34.05/N/A/10.4, 33.11

917/0.061/0, 3.60/-, 3.6/0, 18.00/N/A/-, 18.00

919/0.047/3.9, 23.30/8.3, 22.06/5.8, 48.20/9.2,
39.12/10.1, 47.20

919/0.056/8.3, 22.06/9.5, 21.10/9.2,
39.12/N/A/10.1, 47.20

920/0.046/5.0, 24.84/7.7, 17.86/5.8, 40.77/7.1,
15.34/7.3, 42.64

920/0.055/7.7, 17.86/10.8, 27.53/7.3,
42.64/N/A/10.0, 45.15

926/0.032/1.8, 32.81/6.0, 40.89/2.9, 126.72/4.4,
32.81/3.9, 131.59

926/0.037/6.0, 40.89/7.0, 77.89/3.9,
131.59/N/A/4.2, 122.33

928/0.044/0.0, 4.00/< 6.0, 4.00/0.0, 20.00/N/A/<
6.0, 20.00

928/0.073/6.0, 4.00/> 6.0, 4.00/6.0, 20.00/N/A/>
6.0, 20.00

929/0.024/0.0, 4.00/< 6.0, 4.00/0.0, 20.00/N/A/<
6.0, 20.00

929/0.087/6.0, 4.00/> 6.0, 4.00/6.0, 20.00/N/A/>
6.0, 20.00

930/0.033/0.0, 4.00/< 6.0, 4.00/0.0, 20.00/N/A/<
6.0, 20.00

930/0.077/6.0, 4.00/> 6.0, 4.00/6.0, 20.00/N/A/>

6.0, 20.00

931/0.034/0.0, 4.00/< 9.0, 4.00/0.0, 20.00/N/A/<
9.0, 20.00

931/0.073/9.0, 4.00/> 9.0, 4.00/9.0, 20.00/N/A/>
9.0, 20.00

932/0.037/0.0, 4.00/< 4.0, 4.00/0.0, 20.00/N/A/<
4.0, 20.00

932/0.053/4.0, 4.00/> 4.0, 4.00/4.0, 20.00/N/A/>
4.0, 20.00

933/0.035/0.0, 4.00/< 5.0, 4.00/0.0, 20.00/N/A/<
5.0, 20.00

933/0.050/5.0, 4.00/>5.0, 4.00/5.0, 20.00/N/A/>
5.0, 20.00

951/0.143/5.2, 2.68/9.2, 2.21/4.2, 7.78/8.3,
19.3/14.1, 12.7

951/0.175/12.1, 0.78/13.6, 1.73/9.2,
2.21/N/A/14.1, 12.7

The limits listed above are based on a calendar day
averaging period for both firing rate and O₂%.

B. Part 31A. does not apply to low firing rate conditions (i.e., firing rate less than or equal to 20% of the unit's rated capacity), during startup or shutdown periods, or periods of curtailed operation (ex. during heater idling, refractory dryout, etc.) lasting 5 days or less. During these conditions the means for determining compliance with the refinery wide limit shall be accomplished using the method described in 9-10-301.2 (i.e. units out of service & 30-day averaging data).

C.Part 31A. does not apply during any source test required or permitted by this condition. (Reg. 9-10-502). See Part 33 for the consequences of source test results that exceed the emission factors in Part 31.

*32. NO_x Box Deviations (Regulation 9-10-502)

A. The owner/operator may deviate from the NO_x Box (either the firing rate or oxygen limit) provided that the owner/operator conducts a district approved source test which reasonably represents the past operation outside of the established ranges. The source test representing the new conditions shall be conducted no later than the

next regularly scheduled source test period, or within eight months, whichever is sooner. The source test results will establish whether the source was operating outside of the emission factor utilized for the source. The source test results shall be submitted to the district source test manager within 45 days of the test. The owner/operator may request, and the APCO may grant, an extension of 15 days for submittal of results. As necessary, a permit amendment shall be submitted.

1. Source Test \leq Emission Factor

If the results of this source test do not exceed the higher NO_x emission factor in Part 31, or the CO limit in Part 35, the unit will not be considered to be in violation during this period for operating out of the "box."

a. The facility may submit an accelerated permit program permit application to request an administrative change of the permit condition to adjust the NO_x Box operating range(s), based on the new test data.

2. Source Test $>$ Emission Factor

If the results of this source test exceed the permitted emission concentrations or emission rates then the actions described below must be followed:

a. Utilizing measured emission concentration or rate, the owner/operator shall perform an assessment, retroactive to the date of the previous source test, of compliance with Section 9-10-301. The unit will be considered to have been in violation of 9-10-301 for each day the facility was operated in excess of the refinery wide limit.

b. The facility may submit a permit application to request an alteration of the permit condition to change the NO_x emission factor and/or adjust the operating range, based on the new test data.

B. Reporting - The owner/operator must report conditions outside of box within 96 hours of occurrence.

*33. For each source subject to Part 29, the owner/operator shall conduct source tests on the schedule listed below. The source tests are performed in order to measure NO_x, CO, and O₂ at the as-found firing rate, or at conditions reasonably specified by the APCO. The source test results shall be submitted to the district source test manager within 45 days of the test. The owner/operator may request, and the APCO may grant, an extension of 15 days for submittal of results. (Reg.9-10-502)

A. Source Testing Schedule

1. Heater < 25 MMBtu/hr

One source test per consecutive 12 month period. The time interval between source tests shall not exceed 16 months.

2. Heaters => 25 MMBtu/hr

Two source tests per consecutive 12 month period. The time interval between source tests shall not exceed 8 months and not be less than 5 months apart. The source test results shall be submitted to the district source test manager within 45 days of the test. (Reg.9-10-502)

3. If a source has been shutdown longer than the period allowed between source testing periods (e.g. <25 MMBtu/hr-> 12 mos or > 25 MMBtu/hr - > 8 mos), the owner/operator shall conduct the required semi-annual source test within 30 days of start up of the source.

B. Source Test Results > NO_x Box Emission Factor

If the results of any source test under this part exceed the permitted concentrations or emission rates the owner/operator shall follow the requirements of Part 32A2. If the owner/operator chooses not to submit an application to revise the emission factor, the owner/operator shall conduct another Part 33 source test, at the same conditions, within 90 days of the initial test.

*34. For each source listed in Part 27 with a NO_x CEM installed, the owner/operator shall conduct semi-annual district approved CO source tests at as-found conditions. The time interval between source tests shall not exceed 8 months. District conducted CO emission tests associated with District-conducted NO_x CEM field accuracy tests may be substituted for the CO semi-annual source tests. (Regulation

9-10-502, 1-522)

*35. For any source listed in Part 27 with a maximum firing limit greater than 25 MMBtu/hr for which any two source test results over any consecutive five year period are greater than or equal to 200 ppmv CO at 3% O₂, the owner/operator shall properly install, properly maintain, and properly operate a CEM to continuously measure CO and O₂. The owner/operator shall install the CEM within the time period allowed in the District's Manual of Procedures. (Regulation 9-10-502, 1-522)

*36. In addition to records required by 9-10-504, the facility must maintain records of all source tests conducted to demonstrate compliance with Parts number 27 and 31. These records shall be kept on site for at least five years from the date of entry in a District approved log and be made available to District staff upon request. (Recordkeeping, Regulation 9-10-504)

COND# 22150 -----

Modified by App. 18739 (Nov 2008) Removal of S903 & A8
Application 19300 (Dec 2008) Remove S-904 Backup CO Boiler Service and A-11

For ESPs ~~A11~~ and A30 abating CO Boiler ~~S904~~ and S901, ~~respectively.~~

1. In order to ensure compliance with Regulation 6-1-310, the owner/operator of ~~A-11 No. 6 Boiler Plant Precipitator~~ and A-30 FCCU Electrostatic Precipitator shall conduct continuous monitoring of ESP opacity.
 (Basis: Regulation 6-1-310, 2-6-503)
2. Each time opacity of emissions from ~~A-11 No. 6 Boiler Plant Precipitator or~~ A-30 FCCU Electrostatic Precipitator exceeds 30%, except for one 6-minute average opacity reading in any 1-hour period, the owner/operator shall conduct a source test to determine compliance with Regulation 6-1-310. Each time the opacity exceeds this range, the owner/operator shall conduct a source test to determine compliance with Regulation 6-1-310. The owner/operator shall conduct the source test within 45 days of detection of the exceedence.
 (Basis: Regulation 6-1-310, 2-6-503)
3. Exceedences of the opacity compliance range are deviations and shall be reported as deviations in all Title V reports.
 (Basis: Regulation 2-6-503)

list condition NUMBER >> 22590

COND# 22590 -----

Application 13076 (October 18, 2005): Addition of natural gas pilots.

Application 19300 (Dec 2008) Remove S-904 Backup CO Boiler Service

S-904 No. 6 Boiler, 775 MMBtu/hr: installation of 12 natural gas pilots with a combined maximum firing rate of 54 MMBtu/hr;
MAXIMUM firing rate of burners and pilots limited to 775 MMBtu/hr

1. The owner/operator shall equip the natural gas line to the pilots with a dedicated fuel flow meter.
(cumulative increase)
2. The owner/operator shall ensure that S-904 Boiler is not fired above its maximum firing rate of 775 MMBtu/hr (HHV) at any time. The total amount of fuel burned at S-904 at the natural gas pilots and the burners shall not exceed 775 MMBtu/hr. (cumulative increase)
3. ~~Hourly records of the type and amount of fuel burned at Boiler S-904 shall be maintained in a District approved log for at least 5 years and made available to District staff upon request. (cumulative increase, recordkeeping) Deleted.~~
(Redundant with Regulation 9-10-504.1.)

COND# 23562 -----

Application 15949 (May 2007): Add EPA Consent Decree requirements (Case No. SA-05-CA-0569-RF: United States of America v. Valero Refining Company - California, et. al.). Modified by App. 18739 (Nov 2008) Removal of S923, S924 & S925

Application 19300 (Dec 2008) Remove S-905 Out of Service

S904 No. 6 Boiler

~~S905 No. 6 Boiler Startup Heater~~

S915 Platformer Intermediate Heater (F15)
S916 No. 1 HDS Heater (F16)
S917 No. 1 HDS Prefract Reboiler (F17)
S919 No. 2 HDS Heater (F19)
S920 No. 2 HDS Heater (F20)
S921 No. 2 HDS Heater (F21)
S922 No. 5 Gas Plant Debutanizer Reboiler
S926 No.2 Reformer Splitter Reboiler (F26)
S927 No. 2 Reformer Heat/Reheating (F27)
S928 HDN Reactor A Heater (F28)
S929 HDN Reactor B Heater (F29)
S930 HDN Reactor C Heater (F30)

S931 Hydrocracker Reactor 1 Heater (F31)
S932 Hydrocracker Reactor 2 Heater (F32)
S933 Hydrocracker Reactor 3 Heater (F33)
S934 Hydrocracker Stabilizer Reboiler (F34)
S935 Hydrocracker Splitter Reboiler (F35)
S937 Hydrogen Plant Heater (F37)
S950 50 Crude Heater (F50)
S1412 Sulfuric Acid Plant Startup Heater
S1470 No. 3 Crude Vacuum Distillation Heater(F71)

1. The heaters and boilers listed above shall be "affected facilities" under 40 CFR 60 Subpart J as fuel gas combustion devices. Except as allowed in this permit condition, the owner/operator shall comply with all applicable provisions of 40 CFR 60 Subparts A and J for these fuel gas combustion devices, except during periods of startup, shutdown, or malfunction of the affected facilities or the malfunction of the associated control equipment, if any, provided that during startup, shutdown, or malfunction, the owner/operator shall, to the extent practicable, maintain, and operate the affected facilities including associated air pollution control equipment in a manner consistent with good air pollution control practices for minimizing emissions. (Basis: NSPS Subparts A and J, EPA Consent Decree paragraphs 12, 117, 118 and 122.)
2. The owner/operator is exempt from notification requirements in accordance with 40 CFR Part 60, Subparts A and J, including without limitation 40 CFR 60.7, with respect to the provisions of 40 CFR, Subparts A and J, as such requirements apply to the fuel gas combustion devices listed in this permit condition. (Basis: EPA Consent Decree paragraph 120.)
3. The owner/operator shall use either continuous emissions monitoring systems (CEMS) or an approved alternative monitoring plan (AMP) to demonstrate compliance with the NSPS Subpart J emission limits for the fuel gas combustion devices listed in this permit condition. (Basis: NSPS Subparts A and J, EPA Consent Decree paragraph 121.)
4. The owner/operator shall conduct the accuracy tests listed below on the CEMS used to comply with Part 3 unless that CEMS is otherwise subject to the requirements of NSPS Subparts A and J. These accuracy tests are allowed in lieu of the requirements of Part 60, Appendix F 5.1.1, 5.1.3, and 5.1.4.
 - a. Conduct either a RAA or RATA on each CEMS at least once every three years.
 - b. Conduct a CGA on each CEMS each calendar quarter during which a RAA or a RATA is not performed.
 - c. Conduct a FAT, as defined in the BAAQMD regulations or procedures, if desired, in lieu of any required

RAA or CGA.
 (Basis: EPA Consent Decree paragraph 121.)

RECOMMENDATION

It is recommended that an Administrative Change in Conditions be granted to Tesoro for:

Condition	Summary of Changes
8077	Added S-904 to Bubble
16685	Remove S-904 firing rate since included in Cond 17322
17322	Remove S-904 function as a CO boiler, remove AC requirements and parts redundant to other conditions and regulations.
18372	Add S-904 to 9-10-301 Refinery wide NOx limit
22150	Remove ESP A-11
22590	Delete Part 3 since redundant to 9-10-504.1
23562	Remove S-905 which is out of service

By: _____

Arthur Valla
 Senior Air Quality Engineer

December 23, 2008

Application 19326, Avon Wharf Source Deletions
ENGINEERING EVALUATION
Tesoro Refining and Marketing Company – Avon Wharf
PLANT NO. 14628
APPLICATION NO. 19326

BACKGROUND

As part of the Title V renewal efforts, Tesoro Refining and Marketing Company is submitting several applications to clarify, correct and/or clean up the permit. This is one of those applications, an administrative change in conditions, to remove out of service sources and update conditions that are redundant with District regulations. The conditions and sources subject to this application are summarized in the following table:

Condition	Source(s)	Source Description	Type of Change
N/A	S106, S107, S114	Avon Berths #3, #4 and #6, respectively	Remove – Berths no longer in service.
19528-2 & 2A	S108	Avon Berth #5.	Delete Parts – Less stringent than Regulation 8, Rule 44
23486	S1508, S1509	Slop Oil Tanks	Add S1509

The change to 23486 merits further explanation. In 2007, Tesoro replaced the grandfathered single walled slop tank, S-739, with two new double walled tanks via Application 15429. Initially these two tanks were called S-1508 and S-1509 for the two tanks A906 and A907 respectively. Tank A906 was at the Berth 1 end of the wharf, and could catch volatile materials. Tank A907 was located at Berth 5 and 6, and was intended to catch only unregulated material. This Tank A907 service was determined to be exempt per Regulation 2-1-123.3.2 and 2-1-123.3.3. Furthermore, the service of the new tanks was determined to be used in the same service as S-739 and no modifications were being made that would impact throughput. Thus, S-1509 was abandoned and S-1508 was expanded to include both tanks, with a total throughput the same as the grandfathered S-739 throughput.

During the research needed to develop this application, it was found that Tank A907 could, in fact, catch regulated materials and thus the exemption granted was in error. Therefore, this application is to add S-1509 for Tank A907.

Marine Tank Vessel Operations – Regulation 8, Rule 44

Permit Condition 19528-2 requires a source test every 36 months to demonstrate the actual emissions in terms of lbs per 1000 barrels loaded. 8-44-601 requires a source test to demonstrate

the emission reduction efficiency for each loading event. Therefore, the requirements of Regulation 8, Rule 44 are more stringent than the requirements of 19528-2. Therefore, 19528-2 can be deleted.

EMISSIONS SUMMARY

There are no increases in emissions associated with this application. This application only cleans up permit conditions to remove out of service sources and update permit conditions.

STATEMENT OF COMPLIANCE

There will be no change in the compliance of the associated equipment. All sources will remain in compliance with either Regulation 8, Rule 5 or Regulation 8, Rule 44.

This application is exempt from CEQA per 2-1-312.1: Permit applications to modify permit conditions for existing or permitted sources or facilities that do not involve any increases in emissions or physical modifications.

NESHAPS and PSD do not apply to this application.

PERMIT CONDITIONS

The following Permit Condition will be revised as follows:

COND# 19528 -----

Modified by App 18739 (Nov 2008) Removal of S924 from Part 6
Revised by Application 19326 (February, 2009) Removal of Part 2 & 2A

1. Permittee/Owner/Operator shall ensure that the none of the firm limits in Table II-A or Table II-C is exceeded. Firm limits and grandfathered limits are the two kinds of limits possible in Table II-A and Table II-C. Each exceedance of a firm limit set forth in Table II A or Table II C is a violation of condition #19528, part 1. The throughput limits in Table II-A and Table II-C that are identified as grandfathered limits are based upon District records at the time of the MFR permit issuance. Permittee/Owner/Operator shall report each exceedance of each, any, and all the limits in Table II-A and Table II C following the procedures in Section I.F of the facilities' Title V permit. For grandfathered limits, this reporting requirement is intended to facilitate a determination of whether a modification has occurred as

defined in Regulation 2-1-234.3. The throughput limits for grandfathered sources are for reporting purposes only. Exceedance of a grandfathered limit does not establish a presumption that a modification has occurred, nor does compliance with the limit establish a presumption that a modification has not occurred. (basis: Regulation 2-1-234.3, Regulation 2-1-403, Regulation 2-6-503)

~~2. For each of S106, S107, S108, and S114, Permittee/Owner/Operator shall ensure that not less frequently than once every 36 consecutive months a District approved source test is conducted for each source measuring its POC emission rate in units of pounds per thousand barrels loaded. Permittee/Owner/Operator shall ensure that the testing is conducted during crude oil transfer at the source where the source testing is being conducted. Permittee/Owner/Operator shall ensure that the first District approved source test for each source shall be completed before July 31, 2005. (basis: Regulation 2-1-403; Regulation 8-43, Regulation 2-6-503) Deleted. (The Source Test requirements in Regulation 8-44-601 is more stringent.)~~

~~2A. Permittee/Owner/Operator shall ensure that within 60 days of the date of completion of the (each) District approved source test required by condition 19528 part 2, two identical copies of the results of the source test along with supporting documentation, each referencing the subject source, condition 19528 part 2 and part 2A, and plant #12758 are received by the District and that both copies are addressed to the District's Permit Services Division. (basis: Regulation 2-1-403; Regulation 8-43, Regulation 2-6-503) Deleted. (Part 2 Source Test requirements replaced by Regulation 8-44-601.)~~

3. For S-901, Permittee/Owner/Operator shall ensure that not less frequently than twice each calendar year a District approved source test is conducted for S-901 measuring its CO emission rate, using a District approved source test method and conducted in compliance with the District's Manual of Procedures. Permittee/Owner/Operator shall ensure that the first District approved source for each source shall be completed before July 31, 2004. (basis: Regulation 2-1-403; Regulation 9-10, Regulation 2-6-503)

3A. Permittee/Owner/Operator shall ensure that within 60 days of the date of completion of the (each) District approved source test required by condition 19528 part 3, two identical copies of the results of the source test along with supporting documentation, each referencing

S901, condition 19528 part 3 and part 3A, and plant #12758 are received by the District and that both copies are addressed to the District's Permit Services Division.

(basis: Regulation 2-1-403; Regulation 9-10, Regulation 2-6-503)

4. For each of S-909, S-912, S-913, S-915, S-916, S-919, S-920, and S-921, Permittee/Owner/Operator shall ensure that not less frequently than twice each calendar year a District approved source test is conducted for each source measuring its NO_x and CO emission rate using a District approved source test method and that each test is conducted in compliance with the District's Manual of Procedures. Permittee/Owner/Operator shall ensure that the first District approved source for each of S909, S912, S913, S915, S916, S919, S920, and S921 is completed before July 31, 2004.

(basis: Regulation 2-1-403; Regulation 9-10, Regulation 2-6-503)

- 4A. Permittee/Owner/Operator shall ensure that within 60 days of the date of completion of the (each) District approved source test required by condition 19528 part 4, two identical copies of the results of the source test along with supporting documentation, each referencing the subject source number, condition 19528 part 4 and part 4A, and plant #12758 are received by the District and that both copies are addressed to the District's Permit Services Division.

(basis: Regulation 2-1-403; Regulation 9-10, Regulation 2-6-503)

5. For each of S-922, S-926, S-934, S-935, S-951, and S-972, Permittee/Owner/Operator shall ensure that not less frequently than twice each calendar year a District approved source test is conducted for each source measuring its NO_x and CO emission rate using a District approved source test method and that it is conducted in compliance with the District's Manual of Procedures. Permittee/Owner/Operator shall ensure that the first District approved source for each source shall be completed before July 31, 2004.

(basis: Regulation 2-1-403; Regulation 9-10, Regulation 2-6-503)

- 5A. Permittee/Owner/Operator shall ensure that within 60 days of the date of completion of the (each) District approved source test required by condition 19528 part 5, two identical copies of the results of the source test along with supporting documentation, each referencing the source number, condition 19528 part 5 and part 5A, and plant #12758 are received by the District and that both copies are addressed to the District's Permit Services Division.

(basis: Regulation 2-1-403; Regulation 9-10, Regulation 2-6-503)

6. For each of S-917, S-928, S-929, S-930, S-931, S-932, and S-933, Permittee/Owner/Operator shall ensure that not less frequently than once each calendar year a District approved source test is conducted for each source measuring its NO_x and CO emission rate using a District approved source test method and that it is conducted in compliance with the District's Manual of Procedures. Permittee/Owner/Operator shall ensure that the first District approved source for each source shall be completed before November 31, 2004.

(basis: Regulation 2-1-403; Regulation 9-10, Regulation 2-6-503)

- 6A. Permittee/Owner/Operator shall ensure that within 60 days of the date of completion of the (each) District approved source test required by condition 19528 part 6, two identical copies of the results of the source test along with supporting documentation, each referencing the source number, condition 19528 part 6 and part 6A, and plant #12758 are received by the District and that both copies are addressed to the District's Permit Services Division.

(basis: Regulation 2-1-403; Regulation 9-10, Regulation 2-6-503)

7. For each of S-952, S-953, S-954, S-955, S-956, S-957, S-960, and S-961, Permittee/Owner/Operator shall ensure that not less frequently than twice each calendar year a District approved source test is conducted for each source measuring its NO_x and CO emission rate using a District approved source test method and that it is conducted in compliance with the District's Manual of Procedures per Regulation 9-10-601 and 602. Permittee/Owner/Operator shall ensure that the first District approved source for each source shall be completed before July 31, 2005.

(basis: Regulation 2-1-403; Regulation 9-10, Regulation 2-6-503)

- 7A. Permittee/Owner/Operator shall ensure that within 60 days of the date of completion of the (each) District approved source test required by condition 19528 part 7, two identical copies of the results of the source test along with supporting documentation, each referencing the subject source number, condition 19528 part 7 and part 7A, and plant #12758 are received by the District and that both copies are addressed to the District's Permit Services Division.

(basis: Regulation 2-1-403; Regulation 9-10, Regulation 2-6-503)

8. For each of S955, S956, S957, S958, S959, and S960,

Permittee/Owner/Operator shall ensure that not less frequently than once every other calendar year a District approved source test is conducted for each source measuring its NO_x and CO emission rate using a District approved source test method and in compliance with the District's Manual of Procedures.

Permittee/Owner/Operator shall ensure that the first District approved source for each source shall be completed before July 31, 2005.

(basis: Regulation 2-1-403; Regulation 9-8, Regulation 2-6-503)

- 8A. Permittee/Owner/Operator shall ensure that within 60 days of the date of completion of the (each) District approved source test required by condition 19528 part 8, two identical copies of the results of the source test along with supporting documentation, each referencing the subject source number, condition 19528 part 8 and part 8A, and plant #12758 are received by the District and that both copies are addressed to the District's Permit Services Division.

(basis: Regulation 2-1-403; Regulation 9-8, Regulation 2-6-503)

9. For S1401, Permittee/Owner/Operator shall ensure that not less frequently than once each calendar year a District approved source test is conducted for S-1401 measuring its SO₃ and H₂S₀₄ emission rate per dry standard foot of exhaust volume, expressed as 100% H₂S₀₄. This monitoring requirement shall become effective April 1, 2004.

(basis: Regulation 6-330, Regulation 2-1-403, Regulation 2-6-503)

- 9A. Permittee/Owner/Operator shall ensure that within 60 days of the date of completion of the (each) District approved source test required by condition 19528 part 9, two identical copies of the results of the source test and supporting documentation, each referencing S-1401, condition 19528 part 9 and part 9A, and plant #12758 are received by the District and that both copies are addressed to the District's Permit Services Division.

(basis: Regulation 2-1-403; Regulation 6-330, Regulation 2-6-503)

10. For each of S-1415 and S-1416, Permittee/Owner/Operator shall ensure that not less frequently than once every 60 months, with the first District approved source test completion date for each of occurring before October 31, 2006, that a District approved source test is conducted for each of S-1415 and S-1416, in compliance with the District's Manual of Procedures, measuring each source's POC emission rate and carbon concentration in ppm, dry.

(basis: Regulation 8-2; Regulation 2-1-403, Regulation 2-

6-503)

10A. Permittee/Owner/Operator shall ensure that within 60 days of the date of completion of the (each) District approved source test required by condition 19528 part 10, two identical copies of the results of the source test along with supporting documentation, each referencing the subject source number, condition 19528 part 10 and part 10A, and plant #12758 are received by the District and that both copies are addressed to the District's Permit Services.

(basis: Regulation 2-1-403; Regulation 8-2, Regulation 2-6-503)

11. Deleted. (See discussion in Rev. 3 Statement of Basis)

11A. Deleted. (See discussion in Rev. 3 Statement of Basis)

Conditions for monitoring smoking flares:

11B) For the purposes of these conditions, a flaring event is defined as a flow rate of vent gas flared in any consecutive 15 minutes period that continuously exceeds 330 standard cubic feet per minute (scfm). If during a flaring event, the vent gas flow rate drops below 330 scfm and then increases above 330 scfm within 30 minutes, that shall still be considered a single flaring event, rather than two separate events. For each flaring event during daylight hours (between sunrise and sunset), the owner/operator shall inspect the flare within 15 minutes of determining the flaring event, and within 30 minutes of the last inspection thereafter, using video monitoring or visible inspection following the procedure described in Part 11A of this condition.

(basis: Regulation 2-6-409.2)

11C) The owner/operator shall use the following procedure for the initial inspection and each 30-minute inspection of a flaring event.

If the owner/operator can determine that there are no visible emissions using video monitoring, then no further monitoring is necessary for that particular inspection.

If the owner/operator cannot determine that there are no visible emissions using video monitoring, the owner/operator shall conduct a visual inspection outdoors using either:

EPA Reference Method 9; or

Survey the flare by selecting a position that enables a clear view of the flare at least 15 feet, but not more than 0.25 miles, from the emission source, where the sun is not directly in the observer's eyes.

If a visible emission is observed, the owner/operator shall continue to monitor the flare for at least 3 minutes, or until there are no visible emissions, whichever is shorter.

The owner/operator shall repeat the inspection procedure for the duration of the flaring event, or until a violation is documented in accordance with Part 11D. After a violation is documented, no further inspections are required until the beginning of a new calendar day.

(basis: Regulation 6-301, 2-1-403)

- 11D) The owner/operator shall comply with one of the following requirements if visual inspection is used: If EPA Method 9 is used, the owner/operator shall comply with Regulation 6-301 when operating the flare. If the procedure of 4.b.ii is used, the owner/operator shall not operate a flare that has visible emissions for three consecutive minutes.

(basis: Regulation 2-6-403)

- 11E) The owner/operator shall keep records of all flaring events, as defined in Part 11B. The owner/operator shall include in the records the name of the person performing the visible emissions check, whether video monitoring or visual inspection (EPA Method 9 or visual inspection procedure of Part 11C of this condition) was used, the results of each inspection, and whether any violation of this condition (using visual inspection procedure in Part 11C of this condition) or Regulation 6-301 occurred (using EPA Method 9). (basis: Regulation 2-6-501; 2-6-409.2)

12. This condition applies to each organic liquid storage tank that is exempt from Regulation 8, Rule 5, Storage of Organic Liquids, due to Permittee/Owner/Operator's assertion or belief that the tank's contents comply with the exemption in Regulation 8-5-117 for storage of organic liquids with a true vapor pressure of less than or equal to 25.8 mm Hg (0.5 psia). Whenever the type of organic liquid in the tank is changed, the Permittee/Owner/Operator shall verify that the true vapor pressure at the storage temperature is less than or equal to 25.8 mm Hg (0.5 psia). The Permittee/Owner/Operator shall use Lab Method 28 from Volume III of the District's Manual of Procedures, Determination of the Vapor Pressure of Organic Liquids from Storage Tanks. For materials listed in Table 1 of Regulation 8 Rule 5, the Permittee/Owner/Operator may use Table 1 to determine the material's true vapor pressure, rather than Lab Method 28. If the results are above 25.8 mm Hg (0.5 psia), Permittee/Owner/Operator shall report non-compliance in accordance with Standard Condition I.F and shall submit a complete permit application to the District to obtain a new Permit to

Operate for the tank not more than 180 days from discovery that the true vapor pressure of the material in the tank is greater than 25.8 mm Hg (0.5 psia). This monitoring requirement shall take effect on April 1, 2004.

(basis: Regulation 8-5, Regulation 2-1-403, Regulation 2-6-503)

12A. When laboratory testing is conducted to determine the true vapor pressure of the material stored in a tank subject to condition 19528 part 12, in a District-approved log, Permittee/Owner/Operator shall record the results of the testing, the laboratory method used, along with the identity of tank by District assigned source number where the material was sampled/stored. Permittee shall retain the log for not less than five years from the date of the recording in the log. Permittee/Owner/Operator shall ensure that the log is made available to District staff upon request.

(basis: Regulation 8-5, Regulation 2-1-403, Regulation 2-6-503)

13. With a frequency not less than once per month, Permittee/Owner/Operator shall visually inspect the outlet at A-4 while it is abating S-99 and Permittee/Owner/Operator shall note whether any visible emissions are present at the A-4 exhaust point venting to atmosphere. If there are visible emissions, Permittee/Owner/Operator shall immediately take corrective action to eliminate the visible emissions. Upon completion of each inspection, in a District approved log, Permittee/Owner/Operator shall record whether there are visible emissions or not and, when visible emissions are detected, the corrective action taken to eliminate the visible emissions. During each month that S-99 is not in operation for the entire month, Permittee/Owner/Operator need not complete this inspection for S-99. This monitoring requirement shall take effect on April 1, 2004.

(basis: Regulation 2-1-403, Regulation 2-6-503)

14. With a frequency not less than once per day, Permittee/Owner/Operator shall visually inspect S-810, S-821 and Permittee/Owner/Operator shall note whether any visible emissions are present at S-810, S-821. If there are visible emissions, Permittee/Owner/Operator shall immediately take corrective action to eliminate the visible emissions. Upon completion of each inspection, in a District approved log, Permittee/Owner/Operator shall record whether there are visible emissions or not and, when visible emissions are detected, the corrective action taken to eliminate the visible emissions. During each month that S-821 is not in operation for the entire month and when there is no petroleum coke stored at S-821, Permittee/Owner/Operator need not complete this

inspection for S-821. This monitoring requirement shall take effect on April 1, 2004.

(basis: Regulation 2-1-403, Regulation 2-6-503)

14A. Effective June 1, 2004, Permittee/Owner/Operator shall conduct a daily visual inspection at A-9 Coke Silo Precipitator for any emission that is greater than or equal to 20% opacity for more than 3 minutes in any hour.

(basis: Regulation 6-302)

15. With a frequency not less than once per month, Permittee/Owner/Operator shall visually inspect the outlet at A-1420 while it is abating S-1405 and Permittee/Owner/Operator shall note whether any visible emissions are present at the A-1420 exhaust point venting to atmosphere. If there are visible emissions, Permittee/Owner/Operator shall immediately take corrective action to eliminate the visible emissions. Upon completion of each inspection, in a District approved log, Permittee/Owner/Operator shall record whether there are visible emissions or not and, when visible emissions are detected, the corrective action taken to eliminate the visible emissions. During each month that S-1405 is not in operation for the entire month, Permittee/Owner/Operator need not complete this inspection for S-1405. This monitoring requirement shall take effect on April 1, 2004.

(basis: Regulation 2-1-403, Regulation 2-6-503)

16. Deleted, startup and shutdown does not apply.

17. By April 11, 2004, the Permittee/Owner/Operator shall submit a complete permit application to the District for a significant revision to the Major Facility Review permit to incorporate the limits, compliance options, and monitoring requirements in 40 CFR 63, Subpart UUU, National Emission Standards for Hazardous Air Pollutants for Petroleum Refineries: Catalytic Cracking Units, Catalytic Reforming Units, and Sulfur Recovery Units.

(basis: 40 CFR 63, Subpart UUU)

18. By April 11, 2005, the Permittee/Owner/Operator shall submit an operation, maintenance, and monitoring plan for District review in accordance with 40 CFR 63.1574(f). The plan shall be prepared for each affected source, control system, and continuous monitoring system. The plan shall be submitted to the Director of Enforcement.

(basis: 40 CFR 63.1574(f))

COND# 23486 -----

Application 15429 (April, 2007)

Revised by Application 19326 (February, 2009)

S-1508 Tank A906 and S-1509 Tank A907, Avon Wharf Slop Oil Tanks:

Each tank: 4' W X 12' L X 3.5', 1,250 gallon capacity

1. The total combined net throughput of S-1508 Tank A906 and S-1509 Tank A907 ~~of S-1508~~ shall not exceed 1,689,000 barrels in any consecutive 12-month period. The owner/operator shall use a radar-monitoring device to measure the height of liquid in the tank. The owner/operator shall use the change in height of liquid in the tank to calculate throughput. (basis: Cumulative Increase)

2) Materials collected in S-1508 and S-1509 shall be limited to the following:

- a. Water runoff, slop oil, or recovered oil with a true vapor pressure less than 11 psia
- b. A liquid other than those specified above may be collected in S-1508 and S-1509, provided that both of the following criteria are met:
 1. true vapor pressure must be less than 11 psia
 2. toxic emissions in lbs/year, based on the maximum throughput in part 1, do not exceed any risk screening trigger level.

(basis: Cumulative Increase)

3) Deleted. (Final project fugitive component count provided July 11, 2007. Final count did not cause fugitive emissions to exceed the emissions estimated in the project application.)

4) To determine compliance with the above conditions, the owner/operator shall maintain the following records and provide all of the data necessary to evaluate compliance with the above conditions, including, but not necessarily limited to, the following information:

- a. On a monthly basis, type and amount of liquids collected and true vapor pressure ranges of such liquids. These records shall be kept for at least 5 years.

All records shall be recorded in a District-approved log and made available for inspection by District staff upon request. These recordkeeping requirements shall not replace the recordkeeping requirements contained in any applicable District Regulations.

(basis: Cumulative Increase, Regulation 1-441)

RECOMMENDATION

It is recommended that an Administrative Change in Conditions be granted to Tesoro for:

Condition	Source(s)	Source Description
23486	S1508, S1509	Slop Oil Tanks
19528	S-108	Avon Berth #5.

By: _____
Arthur Valla
Senior Air Quality Engineer

February 17, 2009

Application 19328, Crude Tank A-700 Change in Conditions

**EVALUATION REPORT
TESORO - GOLDEN EAGLE REFINRY
Application #19328 - Plant #14628**

**150 Solano Way
Martinez, CA 94553**

I. BACKGROUND

As part of the Title V Renewal effort, it was discovered that the permitting of the following tank was in error:

S-700 Wastewater Sludge Tank A700, Fixed Roof Tank, 84,000 gallons

S-700 is currently subject to Condition 21053, which requires S-700 to be abated by A-14 Vapor Recovery System. S-700 vents to the atmosphere and has never been a controlled source. It appears that S-700 was added to 21053 in error. This application is for a change in conditions to correct this error.

S-700 is a grandfathered source. However, the service and permitting of S-700 is confusing.

- According to the original data form submitted by Lion Oil Company in 1977, S-700 is a fixed roof tank originally operated in 1970 storing crude oil.
- The current Title V permit, Table II-A, Permitted Sources, shows S-700 as a fixed roof tank for crude oil and wastewater. The current permit does not show S-700 being abated by A-14 Vapor Recovery System in Table II-B. This has remained unchanged since the original Title V permit dated December 1, 2003.
- The current Title V permit, in Section VI, shows Condition 21053 where Part 6 requires S-700 to be abated by A-14 Vapor Recovery System.
- The current Title V permit has S-700 in two tables in Section IV, Table IV-BF Cluster 01b and Table IV-BF Cluster 01b-1. The first table shows S-700 as exempt from Regulation 8-5 and subject to NESHAP Refinery MACT Subpart CC. The second table shows S-700 subject to Regulation 8-8 and Refinery Wastewater NSPS Subpart QQQ. The second table also shows S-700 subject to Condition 21053-6, but describes it as a "Source Test", not an abatement requirement.
- The current Title V permit shows S-700 in two tables in Section VII, Table VII-AZ, and Table VII-AZ1. The first table shows S-700 monitored for Regulation 8-5-117 low vapor pressure exemption, and the second table shows S-700 as monitored to comply with Regulation 8-8-305.2, vapor recovery with weight destruction efficiency of at least 70%. The original Title V permit dated December 1, 2003 shows S-700 complying with Regulation 8-8-305.1 (vapor tight equipment), not Regulation 8-8-305.2.
- Databank shows only wastewater throughputs for the past 10 years. Crude Oil is a material listed for S-700, but there has been no throughput shown for the past 10 renewals. Databank does not show an emissions train for S-700. Databank does not show any permit condition linked to S-700.

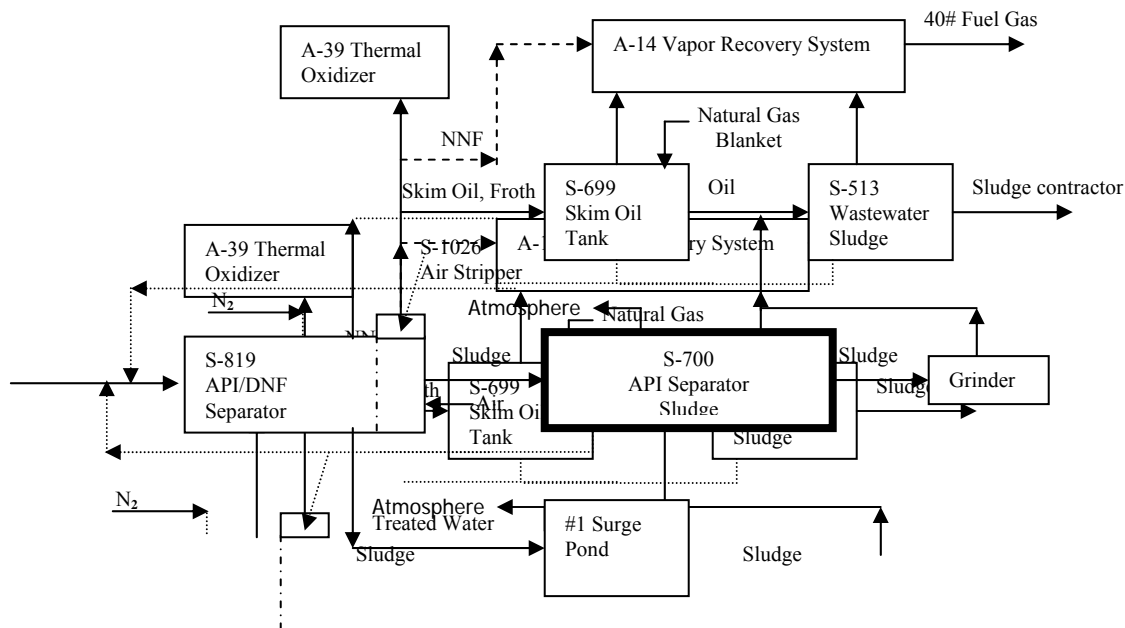
When EPA commented on the Title V permits in October 2004, Item 6 in Attachment 2 addressed Tesoro's Slop Oil Vessels and Sludge De-watering Operations. The District

consulted with Tesoro and the following response was included in the Title V Revision 2 Statement of Basis:

Tesoro has one slop oil vessel at the refinery, S700 Tank A-700. S700 is a fixed roof tank that is vented to the A-14 Vapor Recovery System. Table IV – BF – Cluster 01b-1 has Regulation 8-8-305 and 8-8-305.2 as applicable requirements. Condition 21053 part 6 is being amended to require abatement of S700 as required to comply with 8-8-305.2. The applicable requirements of 40 CFR Part 60, Subpart QQQ are being added to Table IV- BF – Cluster 01b –1. Monitoring requirements for 40 CFR Part 60, Subpart QQQ are being added to Table VII – ZA –1.

An on-site contractor, Sierra Processing, is used for sludge dewatering operations at Tesoro. Regulations 8-8-304, 8-8-502, 8-8-602, and 8-8-603 are being added to Section IV, Table IV - A for “Facility #B2758”. Monitoring requirements are being added to Table VII – A for “Facility #B2758”. A new standard permit condition (Section I, B.12) is being added to the permit to clarify the facility’s responsibility to submit reports and certify contractor compliance with applicable requirements. See Section I Conditions above.

S-700 is the Sludge Handling tank for the Refinery Oily Wastewater Treatment facility. A flow diagram of the facility is shown below.



S-700 is the sludge tank for the S819 API/ DNF Oil-Water separator, part of the refinery wastewater treatment system. S-700 is subject to Regulation 8, Rule 8, Wastewater Collection and Separation Systems. As an integral part of the Oil-Water Separator process, S-700 is subject to 8-8-305, Oil-Water Separator And/Or Air Flotation Unit Slop Oil Vessels. S-700 complies with Regulation 8-8-305.1 requiring vapor tight operation (but an atmospheric vent is allowed).

S-700 is potentially subject to NSPS Subpart QQQ, Standards of Performance for VOC Emissions from Petroleum Refinery Wastewater Systems. However, S-700 is not subject to 40 CFR 60 Subpart QQQ because sludge-handling facilities and sludge are not subject to that NSPS [see Background Information for Promulgated Standards, EPA-450/3-85-001b (2.1.7 Comment and Response), December 1987].

S-700 is subject to NESHAPS Benzene Waste Operations 40CFR61 Subpart FF (BWON). The refinery complies with BWON Subpart FF with the '6BQ' option of 40 CFR 61.342(e)(2), which allows the refinery to manage waste streams with control or no control as long as the total benzene contained in the waste streams does not exceed 6Mg/yr (6.6 tons/yr). The refinery has designated all sources in the wastewater treatment facility to be uncontrolled for the purposes of BWON Subpart FF as allowed by the 6BQ option.

S-700 is subject to Refinery MACT 40CFR63 Subpart CC. 63.647 Wastewater Provisions requires Group 1 Wastewater compliance with NESHAPS Benzene Waste Operations 40CFR61 Subpart FF (BWON). However, the wastewater in S-700 is a Group 2 wastewater because S-700 is exempt from the control requirements of BWON, as defined in 63.641:

Group 1 wastewater stream means a wastewater stream at a petroleum refinery with a total annual benzene loading of 10 megagrams per year or greater as calculated according to the procedures in 40 CFR 61.342 of subpart FF of part 61 that has a flow rate of 0.02 liters per minute or greater, a benzene concentration of 10 parts per million by weight or greater, and is not exempt from control requirements under the provisions of 40 CFR part 61, subpart FF.

Group 2 wastewater stream means a wastewater stream that does not meet the definition of Group 1 wastewater stream.

Refinery MACT CC is silent on the requirements of Group 2 Wastewater Streams, both in the applicable provisions in 63.647 and in the 'overlap' applicability 63.640(o)(1):

(o) Overlap of this subpart CC with other regulations for wastewater. (1) After the compliance dates specified in paragraph (h) of this section a Group 1 wastewater stream managed in a piece of equipment that is also subject to the provisions of 40 CFR part 60, subpart QQQ is required to comply only with this subpart.

However, EPA clarified the intent for Class 2 Wastewater Streams in a June 11, 2007 letter to BP Products North America, Inc. In this letter, EPA referred to the Refinery MACT's Background Information to detail the rule author's intent. This document stated:

"...a.Group 2 wastewater stream managed in equipment that is also subject to the provisions of 40 C.F.R part 60, subpart QQQ is required only to comply with subpart QQQ."

Therefore, S-700 is required to comply with NSPS Subpart QQQ. However, as stated before, S-700 is exempt from Subpart QQQ because of the other clarification on sludge handling equipment. Thus, S-700 is subject to Refinery MACT CC but does not have any provisions to comply with.

In the renewed Title V permit, Tesoro has proposed a revised response to EPA regarding Tesoro's Slop Oil Vessels and Sludge De-watering Operations:

Slop Oil Vessels and Sludge Dewatering:

(corrected response to EPA Letter October 8, 2004, Attachment 2)

Tesoro has ~~one-three~~ slop oil and sludge storage vessels downstream of the API Separator/Dissolved Nitrogen Flotation System (S819) at the refinery, S699, Tank A-699; S700, Tank 2A-700; and S513, Tank A-513. S699 is a fixed roof tank that is vented to the A-14 Vapor Recovery System. It is used to store recovered oil and DNF froth from the API Separator/Dissolved Nitrogen Flotation (DNF) Unit (S819) in the refinery's wastewater treatment system. S700 is a fixed roof tank that is vented to the A-14 Vapor Recovery System atmosphere. It is used to store sludge from S819. S513 is a fixed roof tank that is vented to the A-14 Vapor Recovery System. Sludge from S700 is fed to feed grinders and then pumped to S513. Recovered oil from S699 is mixed with sludge from S700 to make an emulsion, which is sent to S513. The mixers in Tank A513 maintain the emulsion with the recovered oil and ground sludge. The emulsion from S513 is fed to slurry grinders and then to the sludge dewatering system that is owned and operated by an on-site contractor, Sierra Processing. Tables IV-BF for S700, IV-CV for S699 and IV-CI for 513 and the corresponding tables in Section VII are being modified to correct the applicability for these sources.

Table IV—BF—Cluster 01b-1 has Regulation 8-8-305 and 8-8-305.2 as applicable requirements. Condition 21053 part 6 is being amended to require abatement of S700 as required to comply with 8-8-305.2. The applicable requirements of 40 CFR Part 60, Subpart QQQ are being added to Table IV—BF—Cluster 01b-1. Monitoring requirements for 40 CFR Part 60, Subpart QQQ are being added to Table VII—ZA—1.

An on-site contractor, Sierra Processing, is used for sludge dewatering operations at Tesoro. To document the facility's responsibility for contractor compliance with applicable requirements, Regulations 8-8-304, 8-8-502, 8-8-602, and 8-8-603 are being added to Section IV, Table IV - A for "Facility #B2758". Monitoring requirements are being added to Table VII - A for "Facility #B2758". A new standard permit condition (Section I, B.12) is being added to the permit to clarify the facility's responsibility to submit reports and certify contractor compliance with applicable requirements. See Section I Conditions above. [end of correction]

V. CONDITIONS

Permit Condition 21053 will be revised as follows:

COND# 21053 -----

Condition 21053

Tesoro Refining and Marketing Company
150 Solano Way
Martinez, CA 94533

1. Deleted. (See discussion of Compliance with Regulation 9-1-313.2 in the Revision 2 Statement of Basis).
2. The Owner/Operator shall monitor and record on a monthly basis the visible emissions from Sources S-1401, S-1404, and S-1411 to demonstrate compliance with Regulation 6-301 (Ringlemann 1 or 20% opacity). These records shall be kept for a period of at least 5 years from date of entry and shall be made available to District staff upon request. [Basis: Regulation 6-301]
3. The Owner/Operator shall conduct an annual District-approved source test on the S-323, to demonstrate that the combined collection/destruction efficiency of A-14 is no less than 99.5%, by weight, for VOC. The Owner/Operator shall submit the test results to the District's Compliance and Enforcement Division and the District's Engineering Division no less than 30 days after the test. These records shall be kept for a period of at least 5 years from date of entry and shall be made available to District staff upon request. [Basis: BAAQMD Condition 13605, Part 3 and 4, and BAAQMD Regulation 2-1-403]
4. To allow sufficient time to prepare test plans, train employees, and install any necessary

equipment, the monitoring requirements are effective April 1, 2004.

5. Deleted. (See discussion of Compliance with Regulation 9-1-313.2 in the Revision 2 Statement of Basis).
6. The owner/operator of the listed tanks shall abate them by the A14 Vapor Recovery System at all times of operation, except as allowed in Regulation 8-5. A14 Vapor Recovery System compresses the vapors to be mixed with the refinery fuel gas system for combustion in S908, S909, S912 or S913. The owner/operator will meet a POC destruction efficiency of at least 95% by weight.

Tanks: S318, S367, S134, S137, S513 (basis: 60.113bc(2))

Tanks: S323, S431, S432, S603, S21 (basis: 63.646(a), 63.120(d)(5))

~~Tank: S700 (basis: Regulation 8-8-305.2)~~

7. The owner/operator shall conduct a District approved source test at each of the following sources every 5 years in the year prior to the Title V Permit Renewal:

S-908 No. 8 Furnace @ No. 3 Crude Unit
S-909 No. 9 Furnace @ No. 1 Feed Prep.
S-912 No. 12 Furnace @ No. 1 Feed Prep.
S-913 No. 13 Furnace @ No. 2 Feed Prep.

to measure for each source each of the following:
the fuel feed rate in pounds/hr
the POC emission rate at the stack
the flue gas flow rate in SCFM at the stack
the oxygen content of the stack flue gas
the destruction efficiency of POC/VOC as measured across the Furnace/combustion device

The owner/operator shall ensure that two copies of the results of the source testing along with related calculations and relevant process data are received by the District's Engineering Division not more than 45 days following the date of the source

test.

VI. RECOMMENDATION

It is recommended that a change in conditions to the Tesoro Permit to Operate be granted for:

S-700 Wastewater Sludge Tank A700, Fixed Roof Tank, 84,000 gallons

Arthur Valla
Senior Air Quality Engineer

June 3, 2009

Application 19330, Amorco IC Engines
ENGINEERING EVALUATION
Tesoro Refining and Marketing Company – Amorco Terminal
PLANT NO. 14629
APPLICATION NO. 19330

BACKGROUND

As part of the Title V renewal efforts, Tesoro Refining and Marketing Company is submitting several applications to clarify, correct and/or clean up the permit. This is one of those applications, an administrative change in conditions for the IC engines at the Amorco Terminal. The conditions and sources subject to this application are summarized in the following table:

Condition	Source(s)	Source Description	Type of Change
20573	S-56 and S-57	Diesel Fire Water Pumps	Archive entire condition –Replaced by condition 23811
23811	S-56 and S-57	Diesel Fire Water Pumps	Add S-56 and S-57 to existing ATCM 50-hr limit condition for the Refinery plant 14628.

The existing Condition 20573 is based on the 100 hours non-emergency operation limit of Regulation 9-8-330. Currently, permits are granted with conditions based on the ATCM. Instead of revising Condition 20573, S-56 and S-57 will be added to the existing Condition 23811 for engines at the refinery. CARB Executive Order U-R-1-158 certifies these Tier 1 engines with PM emissions at 0.09 g/kw-hr (0.067 g/hp-hr). Therefore, these engines qualify for the 50 hour non-emergency operation limit of the ATCM.

EMISSIONS SUMMARY

There are no increases in emissions associated with this application. This application only cleans up permit conditions for the IC engines at the Amorco Terminal.

STATEMENT OF COMPLIANCE

There will be no change in the compliance of the associated equipment. All sources will remain in compliance with Regulation 9, Rule 8, and the ATCM.

This application is exempt from CEQA per 2-1-312.1: Permit applications to modify permit conditions for existing or permitted sources or facilities that do not involve any increases in emissions or physical modifications.

NESHAPS and PSD do not apply to this application for an administrative change in conditions.

PERMIT CONDITIONS

The following Permit Condition will be deleted entirely:

~~COND# 20573~~

~~S 56 On Shore Fire Water Pump: Diesel Engine,
Make: Caterpillar, Model: 3412DIT,
Rated Horsepower 660 HP; Plant 14629 Appln 4400~~

~~1. Hours of Operation: Permittee/Owner/Operator shall ensure that S 56 is operated exclusively to mitigate emergency conditions or for reliability related activities. For S 56, Permittee/Owner/Operator shall ensure that operation for reliability related activities does not exceed 100 hours in each calendar year. Operation while mitigating emergency conditions is unlimited.~~

~~[Basis: Toxic Risk Screen]~~

~~2. "Emergency Conditions" is defined as any of the following:~~

- ~~a. Impending threat of fire
b. Fire~~

~~[Basis: Reg. 9 8 231]~~

~~3. "Reliability related activities" is defined as any of the following:~~

- ~~a. Operation of an emergency standby engine to test its ability to perform for an emergency use, or
b. Operation of an emergency standby engine during maintenance of a primary motor.~~

~~[Basis: Reg. 9 8 232]~~

~~4. Permittee/Owner/Operator shall ensure that S 56 is equipped with:~~

- ~~a. a non resettable totalizing meter that measures and records the hours of operation for the engine.~~

~~[Basis: Reg. 9 8 530]~~

~~5. Records: Permittee/Owner/Operator shall ensure that for S 56, the following monthly records are maintained in a District approved log and retained on site for at least 5 years from date~~

~~of last entry, and that these records are made available for District inspection upon request:~~

- ~~a. Hours of operation (total).~~
- ~~b. Hours of operation (emergency).~~
- ~~c. For each emergency, the nature of the emergency condition.~~
- ~~d. Fuel usage each month by fuel type.~~

~~[Basis: Reg. 9 8 530, Reg. 1 441]~~

~~S 57 Off Shore/Wharf Fire Water Pump:~~
~~Diesel Engine,~~
~~Make: Caterpillar, Model: 3412DIT,~~
~~Rated Horsepower: 700 HP~~

~~1. Hours of Operation: Permittee/Owner/Operator shall ensure that S 57 is operated exclusively to mitigate emergency conditions or for reliability related activities. For S 57, Permittee/Owner/Operator shall ensure that operation for reliability related activities does not exceed 100 hours during each rolling 12 consecutive month period. Operation while mitigating emergency conditions is unlimited.~~

~~[Basis: Toxic Risk Screen, cumulative increase]~~

~~2. "Emergency Conditions" is defined as any of the following:~~

- ~~a. Impending threat of fire~~
- ~~b. Fire~~

~~[Basis: Reg. 9 8 231, cumulative increase]~~

~~3. "Reliability related activities" is defined as any of the following:~~

- ~~a. Operation of an emergency standby engine to test its ability to perform for an emergency use, or~~
- ~~b. Operation of an emergency standby engine during maintenance of a primary motor.~~

~~[Basis: Reg. 9 8 232]~~

~~4. Permittee/Owner/Operator shall ensure that S 57 is equipped and operated with:~~

- ~~a. a District approved non resettable totalizing meter that measures and records the hours of operation for S 57.~~

~~[Basis: Reg. 9 8 530, cumulative increase]~~

~~5. Records: Permittee/Owner/Operator shall ensure that for S 57, the following monthly records are maintained in a District approved log and retained on site for at least 5 years from date of last entry, and that these records are made available for District inspection upon request:~~

- ~~a. Hours of operation (total).~~
- ~~b. Hours of operation (emergency).~~
- ~~c. For each emergency, the nature of the~~

~~_____ emergency condition.~~
~~_____ d. Fuel usage each month by fuel name.~~
~~_____ [Basis: Reg. 9 8 530, Reg. 1 441, cumulative increase]~~

~~_____ 6. Permittee/Owner/Operator shall ensure that on~~
~~_____ August 1, 2003 and thereafter, no fuel other than~~
~~_____ CARB Ultra Low Sulfur diesel fuel is fired at~~
~~_____ S 57. CARB Ultra Low Sulfur diesel fuel has a~~
~~_____ total sulfur content not greater than 15 ppmw.~~
~~_____ [Basis: BACT, cumulative increase]~~

The following permit condition will be revised as shown. Besides adding engines S-56 and S-57 to the condition, the ATCM citations have been updated to reflect the latest published version.

COND# 23811 -----

~~_____ Emergency Diesel Engines S 1518 and S 1519~~
~~_____ Application 14917, September 2006~~
~~_____ Modified by Application 16495, November 2007~~
~~_____ Modified by Application 19330, February 2009~~
~~_____ Plant 14628 (B2758) Emergency Diesel Engines S-1518 and S-1519~~
~~_____ Plant 14629 (B2759) Emergency Diesel Engines S-56 and S-57~~

1. Operating for reliability-related activities is limited to 50 hours per year per engine.

~~_____ [Basis: "Stationary Diesel Engine ATCM" section 93115, title~~
~~_____ 17, CA Code of Regulations, Title 17, Section~~
~~_____ 93115.6(b)(3)(A)(2)(b) subsection (e)(2)(A)(3) or~~
~~_____ (e)(2)(B)(3)]~~

2. The owner or operator shall operate each emergency standby engine only for the following purposes: to mitigate emergency conditions, for emission testing to demonstrate compliance with a District, state or Federal emission limit, or for reliability-related activities (maintenance and other testing, but excluding emission testing). Operating hours while mitigating emergency conditions or while emission testing to show compliance with District, state or Federal emission limits is not limited.

~~_____ [Basis: Regulation 9-8-330, "Stationary Diesel Engine ATCM"~~
~~_____ section 93115, title 17, CA Code of Regulations, Title 17, Section~~
~~_____ 93115.6(b)(3)(A)(2)(b) subsection~~
~~_____ (e)(2)(A)(3) or (e)(2)(B)(3)]~~

3. The owner/operator shall operate each emergency standby engine only when a non-resettable totalizing meter (with a minimum display capability of 9,999 hours) that measures the hours of operation for the engine is

installed, operated and properly maintained.

[Basis: Regulation 9-8-530, "Stationary Diesel Engine ATCM"~~—section 93115, title 17, CA Code of Regulations, Title 17, Section 93115.10(e)(1) subsection (e)(4)(G)(1)~~]

4. Records: The owner/operator shall maintain the following monthly records in a District-approved log for at least 60 months from the date of entry. Log entries shall be retained on-site, either at a central location or at the engine's location, and made immediately available to the District staff upon request.
 - a. Hours of operation for reliability-related activities (maintenance and testing).
 - b. Hours of operation for emission testing to show compliance with emission limits.
 - c. Hours of operation (emergency).
 - d. For each emergency, the nature of the emergency condition.
 - e. Fuel usage for each engine(s).

[Basis: Regulation 9-8-530, Regulation 2-6-501, and "Stationary Diesel Engine ATCM"~~—section 93115, title 17, CA Code of Regulations, Title 17, Section 93115.10(g) subsection (e)(4)(I) (or Regulation 2-6-501)~~]

RECOMMENDATION

It is recommended that an Administrative Change in Conditions be granted to Tesoro for:

Condition	Source(s)	Source Description
20573	S-56 and S-57	Diesel Fire Water Pumps
23811	S-56 and S-57	Diesel Fire Water Pumps

By: _____
 Arthur Valla
 Senior Air Quality Engineer

 February 19, 2009

**Application 19415, S1528 Alkylate Unloading Rack
ENGINEERING EVALUATION
Tesoro Refining and Marketing Company
PLANT NO. 14628
APPLICATION NO. 19415**

BACKGROUND

As part of the Title V renewal efforts, Tesoro Refining and Marketing Company is submitting several applications to clarify, correct and/or clean up the permit. In one of these applications, Application 17928, many sources were deleted from the permit because they were either demolished, out of service, or never constructed. One of these sources was the MTBE Plant S-1100. The change in conditions for Application 17928 was granted October 29, 2008. Subsequently, it was discovered that a remote portion of the source was not out of service. This application is for reinstatement of:

S-1528 Alkylate Railcar Unloading Rack

which unloads to and is vented to S-323 Storage Tank, which is abated by

A-14 Vapor Recovery System

This railcar unloading rack was originally permitted as part of the MTBE plant via Application 6867 (Received in April 1991, Authority to Construct granted May 1992, and a Permit to Operate granted July 1996). The rack unloaded the methanol used in the manufacturer of MTBE. The material unloaded at this rack was stored in S-323 Storage Tank. In 2004, the service of S-323 was modified to alkylate via application 10667.

The Application 6867 folder is missing, but the permit engineer is still with the Engineering Division, and remembers the application. He confirmed that the unloading rack was indeed part of the application, even though the rack is not specifically detailed in any of the Databank fields.

Normally, this reinstatement would be handled by un-archiving the S-1100 source. However, after internal discussion, it was decided that, because the majority of S-1100 was out of service, and to track this unloading rack source, the best way to correct this oversight was keep S-1100 archived and generate a different source number for the unloading rack.

EMISSIONS SUMMARY

There are no increases in emissions associated with this application. This application only corrects an inadvertent omission to the Permit to Operate.

STATEMENT OF COMPLIANCE

There will be no change in the compliance of the associated equipment. S-1528 will remain in compliance with Regulation 8.

CEQA, BACT, Offsets, NESHAPS and PSD do not apply to this application.

PERMIT CONDITIONS

Permit Conditions for S-1528 will be added to Condition 13605 as follows:

COND# 13605 -----

Condition #13605:

Application #25142 (March, 1996) amended by application #10667 (November, 2004): Increase vapor pressure from 2 to 9 psia, decrease throughput from 11,000,000 barrels/yr to 2,000,000 barrels/yr, add source testing to determine POC destruction efficiency of A-14 Vapor Recovery and process heaters.

Application 19419, (February 2009) added S-1528 Alkylate Railcar Unloading Rack.

S-323 Fixed Roof Tank; Tank A-323, Capacity: 924K Gallons, Storing: Alkylate Gasoline Blending Components abated by A-14 Vapor Recovery System

S-1528 Alkylate Railcar Unloading Rack, for unloading into S-323

1. The Owner/Operator shall ensure that the net throughput of all VOC/petroleum materials at S-323 (Tank 323) and S-1528 does not exceed 2,000,000 barrels during each rolling consecutive 12-month period . A level-monitoring device in S-323 will measure the height of the tank. The change in height will be used to calculate throughput.

(basis: cumulative increase)

2. The owner/operator may store hydrocarbon materials other than gasoline and alkylate blending components in S-323 provided the following two criteria are met:

- a. the Reid vapor pressure of the alternate material is not greater 9.0 psia (true vapor pressure not greater than 7.6 psia at 70 F), and
- b. POC emissions, based on the maximum throughput in

part 1, do not exceed 1922.79 pounds per year; and
c. the resulting toxic risk from the tank does not
cause the tank to fail a risk screen analysis.
(basis: cumulative increase, toxics)

3. Notwithstanding any provision of District regulations allowing for either the maintenance or malfunction of A-14 due to a valid break down at No. 1 Gas Plant vapor recovery compressor(s), the Owner/Operator shall ensure that fixed roof tank S-323 vents to existing vapor recovery unit, A-14, or an equivalent District-approved abatement system, having a minimum overall VOC control efficiency of 99.5% on a mass basis. In accordance with the NSPS requirements of 10 CFR 60, Subpart Kb, Owner/Operator shall ensure that this tank is maintained leak-free (less than 500 ppm above background as methane).
(basis: cumulative increase, NSPS)

4) To determine compliance with part 3, the owner/operator shall conduct a District approved source test at each of the following sources every 5 years in the year prior to the Title V Permit Renewal (initial compliance has been demonstrated in a source test for AN 6201 by TIAX on October 28, 2003).

S-908 No. 8 Furnace @ No. 3 Crude Unit
S-909 No. 9 Furnace @ No. 1 Feed Prep.
S-912 No. 12 Furnace @ No. 1 Feed Prep.
S-913 No. 13 Furnace @ No. 2 Feed Prep.

For each source, the owner/operator must measure the following:

- the fuel feed rate in pounds/hr
- the POC emission rate at the stack
- the flue gas flow rate in SCFM at the stack
- the oxygen content of the stack flue gas
- the stack temperature
- the destruction efficiency of POC as measured across the combustion device

The owner/operator shall submit individual copies of the results of the source tests (along with related calculations and process data) to the District's Engineering Division, Enforcement Division, and Source Test Division within 35 days of the source test.

(basis: Cumulative Increase, Toxic Risk Screen, Offsets, Regulation 1-238)

5) To determine compliance with the above parts, the owner/operator shall maintain the following records and provide all of the data necessary to evaluate compliance with the above conditions, including, but not necessarily limited to, the

following information:

a. On a monthly basis, type and amount of liquids transferred through S-1528 and stored in S-323 and Reid vapor pressure ranges of such liquids.

b. The throughput of material shall be added and recorded in the log for each month and for each rolling consecutive 12-month period.

c. The time, date, duration, and reason for each instance that S-323 is not abated by A-14.

These records shall be kept on-site for at least 5 years. All records shall be recorded in a District-approved log and made available for inspection by District staff upon request. These recordkeeping requirements shall not replace the recordkeeping requirements contained in any applicable District Regulations.

(basis: Cumulative Increase, Toxic Risk Screen, Offsets, Regulation 1-441, Regulation 8-5-501, Regulation 1-238)

RECOMMENDATION

It is recommended that an Administrative Change in Conditions and a Permit to Operate be granted to Tesoro for:

S-1528 Alkylate Railcar Unloading Rack

abated by

A-14 Vapor Recovery System

By: _____
Arthur Valla
Senior Air Quality Engineer

February 10, 2009

Application 19419, Refinery IC Engines

**ENGINEERING EVALUATION
 Tesoro Refining and Marketing Company
 PLANT NO. 14628
 APPLICATION NO. 19419**

BACKGROUND

As part of the Title V renewal efforts, Tesoro Refining and Marketing Company is submitting several applications to clarify, correct and/or clean up the permit. This is one of those applications, an administrative change in conditions, specifically addressing engine sources. The changes are generally to accomplish the following:

1. Remove conditions that are redundant with District regulations or
2. Remove Authority to Construct (AC) conditions satisfied for past projects.
3. Update or Correct Obsolete Conditions.

The conditions and sources subject to this application are summarized in the following table:

Condition	Source(s)	Source Description	Type of Change
13509	S955	No 4 Gas Plant Vapor Compressors, Natural Gas Lean Burn	Redundancy with District Regulations, Completed AC Requirement
	S956		
	S957		
	S958		
	S959		
	S960		
15204	S952	No 1 Gas Plant Vapor Compressors, Natural Gas Rich Burn, with NSCR	Redundancy with District Regulations
	S953		
	S954		
18946	S1469	Emergency Diesel Firewater Pumps	Delete Entire Condition. Based on old 9-8 100 hr/yr non-emergency operation.
	S1471		
	S1472		
	S1474		
	S1477		
	S1486		
18947	S1475	Portable Emergency Diesel Firewater Pumps	Update and Redundancy with District Regulations
	S1476		
19528	S952	Gas Plant Vapor Compressors, Natural Gas	Redundancy with District Regulations
	S953		
	S954		
	S955		
	S956		
	S957		

Condition	Source(s)	Source Description	Type of Change
	S959		
	S960		
	S961		
20672	S1487	Emergency Diesel Firewater Pumps	Update, Redundancy with District Regulations, Completed AC Requirement
	S1488		
22820	S1499	No 1 Pump Station Diesel Backup Pump	Add S1499 to this standard condition.
22851	S1469	Emergency Diesel Firewater Pumps	Add S1469, S1471, S1472, S1475, S1476 and S1487 to this standard condition
	S1471		
	S1472		
	S1475		
	S1476		
	S1487		

Conditions 13509, 15204 and 19528 are for the natural gas fired vapor compressor engines. The remaining conditions are for Diesel engines. Most of the Diesel Engine conditions above were written prior the Diesel Engine ATCM and need to be updated. The table below summarizes the permitting status of the Diesel engines and the updates contained in this application:

Source	S P O*	Service	Current Condition	Non-Emergency Hours	Correct Standard Condition	Non-Emergency Hours	Other Condition (s)
S1469	S	Firewater	18946	100	22851	34	None
S1471	S	Firewater	18946	100	22851	34	None
S1472	S	Firewater	18946	100	22851	34	None
S1474	O	Firewater	18946	100	N/A	N/A	N/A
S1475	P	Firewater	18947	50	22851	34	Updated 18947
S1476	P	Firewater	18947	50	22851	34	
S1477	O	Firewater	18946	100	N/A	N/A	N/A
S1486	O	Firewater	18946	100	N/A	N/A	N/A
S1487	S	Firewater	20672	100	22851	34	Updated 20672
S1488	S	Firewater	20672	100	22851	34	
S1499	S	Spare Water Pump	None	N/A	22820	20	None

S1500	O	Air Compressor	None	N/A			
S1501	O	Crane	None	N/A			
S1502	O	Waterblaster	None	N/A			
S1503	O	Waterblaster	None	N/A			
S1518	S	Firewater	23811	50	23811	50	None
S1519	S	Firewater	23811	50	23811	50	None

* S = Stationary; P = Portable; O = Out of Service

Detailed rationale for the other condition changes follows:

Condition Consolidations, Updates and Corrections

Condition	Description of Permit Condition	Rationale
18946 sources	Remove S1474, S1477 and S1486	Engines are out of service.
18946 (all)	100 hr/yr non-emergency condition.	Obsolete condition. Replace with Condition 22851 – 34 hr/yr Firewater Pump Standard Condition
18947-5	50 hr/yr non-emergency condition.	Obsolete Part. Replace with Condition 22851-1: 34 hr/yr Firewater Pump Standard Condition
18947-6	0.5 wt% Sulfur content of Diesel	Update to current 0.0015 wt%
20672-A1 & B1	100 hr/yr non-emergency condition.	Obsolete Part. Replace with Condition 22851-1: 34 hr/yr Firewater Pump Standard Condition

Completed Authority to Construct (AC) Design Requirements

The following conditions have been satisfied and will be deleted. They should have been removed once the project was completed and the Permit to Operate was granted.

Condition	Application	Date Permit Granted	Description of Authority to Construct Requirement
13509-4	15392	8/1/96	Initial Source Test for NOx and CO

Permit Conditions that are Redundant with District Regulations

The following permit conditions are redundant with the requirements of Regulation 1, General Provisions And Definitions, Regulation 2, Rule 6, Major Facility Review, Regulation 6, Rule 1, Particulate Matter General Requirements or the requirements of Regulation 9, Rule 8, Nitrogen Oxides And Carbon Monoxide From Stationary Internal Combustion Engines.

Condition	Description of Permit Condition	Redundant with
13509-2	NOx Limit of 140 ppmv @ 15% O2	9-8-301.2
13509-3	CO Limit of 2000 ppmv @ 15% O2	9-8-301.3
15204-2	NOx Limit of 56 ppmv @ 15% O2	9-8-301.1
15204-3	CO Limit of 2000 ppmv @ 15% O2	9-8-301.3
15204-4	PM < Ringelmann 1	6-1-301
18947-7	PM < Ringelmann 1 Opacity < 20%	6-1-301 6-1-302
18947-8	Emissions shall not cause a public nuisance	1-301
19851-7 & -7A	Semiannual Source Test for NOx and CO	9-8-503, which requires quarterly testing with an accurate portable monitor
20672-A2	Definition of Emergency Condition	9-8-231.5
20672-A3	Definition of Reliability Related Activities	9-8-232

Condition	Description of Permit Condition	Redundant with
20672-A4	Hour Meter Requirement	9-8-530
20672-A7	Recordkeeping Requirements	9-8-530 (content) 2-6-501 (5-years)
20672-B2	Definition of Emergency Condition	9-8-231.5
20672-B3	Definition of Reliability Related Activities	9-8-232
20672-B4	Hour Meter Requirement	9-8-530
20672-B8	Recordkeeping Requirements	9-8-530 (content) 2-6-501 (5-years)

EMISSIONS SUMMARY

There are no increases in emissions associated with this application. This application only cleans up permit conditions to update conditions or remove redundant and obsolete conditions.

STATEMENT OF COMPLIANCE

There will be no change in the compliance of the associated equipment. All sources will remain in compliance with applicable regulations.

This application is exempt from CEQA per 2-1-312.1: Permit applications to modify permit conditions for existing or permitted sources or facilities that do not involve any increases in emissions or physical modifications.

This application does not trigger BACT, NSPS, Toxics, Offsets NESHAPS and PSD.

PERMIT CONDITIONS

Changes to the permit conditions are shown at the end of this evaluation.

RECOMMENDATION

It is recommended that an Administrative Change in Conditions be granted to Tesoro for:

Condition	Source(s)	Source Description
13509	S955	No 4 Gas Plant Vapor Compressors, Natural Gas Lean Burn
	S956	
	S957	
	S958	
	S959	
	S960	

Condition	Source(s)	Source Description
15204	S952	No 1 Gas Plant Vapor Compressors, Natural Gas Rich Burn, with NSCR
	S953	
	S954	
18946	S1469	Emergency Diesel Firewater Pumps
	S1471	
	S1472	
	S1474	
	S1477	
18947	S1475	Portable Emergency Diesel Firewater Pumps
	S1476	
19528	S952	Gas Plant Vapor Compressors, Natural Gas
	S953	
	S954	
	S955	
	S956	
	S957	
	S959	
	S960	
20672	S1487	Emergency Diesel Firewater Pumps
	S1488	
22820	S1499	No 1 Pump Station Diesel Backup Pump
22851	S1469	Emergency Diesel Firewater Pumps
	S1471	
	S1472	
	S1475	
	S1476	
	S1487	
S1488		

By: _____

Arthur Valla
Senior Air Quality Engineer

June 15, 2009

PERMIT CONDITIONS

The following Permit Condition will be deleted entirely because all parts are either covered by District regulations or superseded by standard Condition 22851, as discussed above. S-1474, S-1477 and S-1486 are no longer in service.

COND# 18946 -----

- ~~S 1469 Emergency Standby Engine: Diesel Engine, Make: Cummins, Model: NTA 855 C, Power Rating: 400 HP.~~
- ~~S 1477 Emergency Standby Engine: Diesel Engine, Make: Cummins, Model: NHC 4 B1, Power Rating: 110 HP.~~
- ~~S 1471 Emergency Standby Engine: Diesel Engine, Make: Cummins, Model: N 855 P 235, Power Rating: 130 HP.~~
- ~~S 1472 Emergency Standby Engine: Diesel Engine, Make: Caterpillar, Model: 3406 B D1, Power Rating: 430 HP.~~
- ~~S 1486 Emergency Standby Engine: Diesel Engine, Make: Cummins, Model: HR1PS, Power Rating: 225 HP.~~
- ~~S 1474 Emergency Standby Engine: Diesel Engine, Make: Cummins, Model: NT 855 P335, Power Rating: 335 HP.~~
- ~~1. Hours of Operation: The emergency standby engines (S-1469, S 1477, S 1471, S 1472, S 1486, S 1474) shall only be operated to mitigate emergency conditions or for reliability related activities. Operation while mitigating emergency conditions is unlimited. Operation for reliability related activities is unlimited for S-1477, S 1471, and S 1486 and limited to 100 hours per any calendar year for S 1469, S 1472, and S 1474. [Basis: Reg. 9-8-330; 9-8-331]~~
- ~~2. "Emergency Conditions" is defined as any of the following: [Basis: Reg. 9-8-231]~~
- ~~a. Loss of regular natural gas supply.~~
- ~~b. Failure of regular electric power supply.~~
- ~~c. Flood mitigation.~~
- ~~d. Sewage overflow mitigation.~~
- ~~e. Fire.~~
- ~~f. Failure of a primary motor, but only for such time as needed to repair or replace the primary motor.~~
- ~~3. "Reliability related activities" is defined as any of the following: [Basis: Reg. 9-8-232]~~
- ~~a. Operation of an emergency standby engine to test its ability to perform for an emergency use, or~~
- ~~b. Operation of an emergency standby engine during maintenance of a primary motor.~~
- ~~4. The emergency standby engine shall be equipped with either: [Basis: Reg. 9-8-530]~~
- ~~a. a non resettable totalizing meter that measures and records the hours of operation for the engine.~~

- ~~b. a non resettable fuel usage meter.~~
- ~~5. Records: The following monthly records shall be maintained in a District approved log for at least 2 years and shall be made available for District inspection upon request: [Basis: Reg. 9-8-530, 1-441]~~
- ~~a. Hours of operation (total).~~
- ~~b. Hours of operation (emergency)~~
- ~~c. For each emergency, the nature of the emergency condition.~~

The following Permit Conditions will be revised as shown below:

COND# 13509 -----

Administratively changed by Application 19419 (June 2009). Updated to remove the completed source test Part 4 and parts redundant with District regulations.

S955 Internal Combustion Engine
 S956 Internal Combustion Engine
 S957 Internal Combustion Engine
 S958 Internal Combustion Engine
 S959 Internal Combustion Engine
 S960 Internal Combustion Engine

The following conditions are effective January 1, 1997 on sources S-955, S-956, S-957, S-958, S-959 and S-960, Application #15392:

1. This engine shall be fired exclusively on natural gas.
(basis: toxics)
2. Deleted. (NOx emissions limit redundant with Regulation 9-8-301.2)NOx emissions, calculated as NO2, shall not exceed 140 ppmv @ 15% O2, dry.
~~(basis: Regulation 9-8)~~
3. Deleted. (CO emissions limit redundant with Regulation 9-8-301.3)CO emissions shall not exceed 2000 ppmv @ 15% O2, dry.
~~(basis: Regulation 9-8)~~
4. Deleted. (Initial Source Test completed prior to the granting of the permit to operate August 1, 1996)To demonstrate compliance with Conditions 2 and 3,
~~District approved source tests on S-955 through S-960 shall be performed within 180 days of start up of these sources after NOx control retrofits are completed. In no event shall the source tests be performed later than March 31, 1997. Prior approval of the source test procedures shall be obtained from the District's Source Test Section. The District's Source Test Section shall also be notified at least 30 days in advance of the source test. The source test report shall be submitted~~

~~to the District within 60 days of source test completion.
(basis: Regulation 9-8)~~

COND# 15204 -----

Administratively changed by Application 19419 (June 2009). Updated to remove parts redundant with District regulations.

The following conditions for the No. 1 Gas Plant compressor engines are effective January 1, 1997:

1. Compressor engines S-952, S-953, and S-954 shall be fired exclusively on natural gas.
(basis: cumulative increase)
2. ~~Deleted. (NOx emissions limit redundant with Regulation 9-8-301.1) NOx emissions from each engine shall not exceed 56 ppmv, dry @ 15% O2.
(basis: Regulation 9-8-301.1)~~
3. ~~Deleted. (CO emissions limit redundant with Regulation 9-8-301.3) CO emissions shall not exceed 2,000 ppmv, dry @ 15% O2.
(basis: Regulation 9-8-301.3)~~
4. ~~Deleted. (Particulate emissions limit redundant with Regulation 6-1-301) Visible particulate emissions shall not exceed 1 on the Ringelmann chart.
(basis: Regulation 6-301)~~

COND# 18947 -----

Administratively changed by Application 19419 (June 2009). Updated to remove parts superceded by standard conditions and parts redundant with District regulations.

S-1475 Portable Emergency Standby Engine Firewater Pump:
Diesel Engine, Make: Caterpillar, Model:
3408 DI, Power Rating: 503 HP.
S-1476 Portable Emergency Standby Engine Firewater Pump:
Diesel Engine, Make: Caterpillar, Model:
3408 DI, Power Rating: 503 HP.

Portable Equipment Requirements

1. This mobile equipment shall operate at all time in conformance with the eligibility requirements set forth in BAAQMD Regulation 2-1-220 for portable equipment.
[Portable Eligibility Requirements]
2. If the portable equipment remains at any fixed location in the Bay Area Air Basin for more than 12 months, the portable permit will automatically revert to a conventional permanent location BAAQMD permit and will

lose its portability. [Portable Eligibility Residence Time Requirement]

3. Any violation of Condition #1 shall be reported to the Director of the Compliance and Enforcement Division no later than two business days after the incidence. In addition, any loss of portability per condition #2 shall be reported to the Director of the Compliance and Enforcement Division no later than 30 days after the loss of its portability. [Compliance Verification]

Throughput Limitations

4. The portable diesel engines shall not consume more than 1315 gallons of diesel fuel during any consecutive 12-month period. [Cumulative Increase]

~~5. Deleted. (Superceded by Condition 22851, Part 1) The portable diesel engines shall not operate for more than the 50 hours during any consecutive 12 month period. [Cumulative Increase]~~

Regulatory Compliance Requirement

6. Sources 1475 and 1476 shall only fire on diesel fuel containing less than 0.0015% by weight sulfur. [Regulation 9-1; toxics]

~~7. Deleted. (Particulate emissions limit redundant with Regulation 6-1-301 and 6-1-302) No air contaminant shall be discharged into the atmosphere for a period or periods aggregating more than 3 minutes in any one hour that is as dark or darker than Ringlemann 1 or equivalent to 20% opacity. [Regulation 6]~~

~~8. Deleted. (Public Nuisance prohibition redundant with Regulation 1-301) Operation of Sources 1475 and 1476 shall not emit emissions in sufficient quantities as to cause a public nuisance under Regulation 1-301. [Regulation 1-301]~~

9. S-1475 and S-1476 shall not be operated within 1,000 feet of a school. To operate within 1,000 feet of a school, the Permit Holder must submit an application to the District so that proper notification of your intended operation can be made known to the affected public in advance of any usage of the equipment. [Regulation 2-1-412]

Recordkeeping Requirements

10. The following records shall be kept in a District approved logbook and retained for a period of at least two years following the date of entry. The log shall be kept with the equipment and made available to District staff upon request. [Recordkeeping]
 - a. Weekly hours of operation and fuel usage for S-1475 and S-1476.

b. Hours of operation and fuel usage shall be totaled on a monthly basis.

Reporting Requirements

11. The Permit Holder shall notify the District, in writing, at least 3 days in advance, of the new location in which they intend to operate. The notification shall include:
[Reporting]

- a. Brief description of the general nature of the operation.
- b. The estimated duration of the operation at this site.
- c. The name and phone number of a contact person where the equipment will be operated.

12. Within 30 days after the end of every calendar year, the applicant shall provide a year-end summary showing the following information:

[Reporting]

- a. The location(s) at which the equipment was operated including the dates operated at each location.
- b. The total amount hours of operation and fuel used by S-1475 and S-1476 for the previous 12 months.

COND# 19528 -----

Modified by App 18739 (Nov 2008) Removal of S924 from Part 6
Administratively Modified by Application 19326 (Feb2009),
Removed Part 2 and 2A

Administratively changed by Application 19419 (June 2009). Updated to remove parts 7 and 7A redundant with District regulations.

1. Permittee/Owner/Operator shall ensure that the none of the firm limits in Table II-A or Table II-C is exceeded. Firm limits and grandfathered limits are the two kinds of limits possible in Table II-A and Table II-C. Each exceedance of a firm limit set forth in Table II A or Table II C is a violation of condition #19528, part 1. The throughput limits in Table II-A and Table II-C that are identified as grandfathered limits are based upon District records at the time of the MFR permit issuance. Permittee/Owner/Operator shall report each exceedance of each, any, and all the limits in Table II-A and Table II C following the procedures in Section I.F of the facilities' Title V permit. For grandfathered limits, this reporting requirement is intended to facilitate a determination of whether a modification has occurred as defined in Regulation 2-1-234.3. The throughput limits for grandfathered sources are for reporting purposes only. Exceedance of a grandfathered limit does not

establish a presumption that a modification has occurred, nor does compliance with the limit establish a presumption that a modification has not occurred.
(basis: Regulation 2-1-234.3, Regulation 2-1-403, Regulation 2-6-503)

2. Deleted. (The source test requirements in Regulation 8-44-601 are more stringent.)

2A. Deleted. (Part 2 source test requirements replaced by Regulation 8-44-601.)

3. For S-901, Permittee/Owner/Operator shall ensure that not less frequently than twice each calendar year a District approved source test is conducted for S-901 measuring its CO emission rate, using a District approved source test method and conducted in compliance with the District's Manual of Procedures. Permittee/Owner/Operator shall ensure that the first District approved source for each source shall be completed before July 31, 2004.
(basis: Regulation 2-1-403; Regulation 9-10, Regulation 2-6-503)

3A. Permittee/Owner/Operator shall ensure that within 60 days of the date of completion of the (each) District approved source test required by condition 19528 part 3, two identical copies of the results of the source test along with supporting documentation, each referencing S901, condition 19528 part 3 and part 3A, and plant #12758 are received by the District and that both copies are addressed to the District's Permit Services Division.
(basis: Regulation 2-1-403; Regulation 9-10, Regulation 2-6-503)

4. For each of S-909, S-912, S-913, S-915, S-916, S-919, S-920, and S-921, Permittee/Owner/Operator shall ensure that not less frequently than twice each calendar year a District approved source test is conducted for each source measuring its NOx and CO emission rate using a District approved source test method and that each test is conducted in compliance with the District's Manual of Procedures. Permittee/Owner/Operator shall ensure that the first District approved source for each of S909, S912, S913, S915, S916, S919, S920, and S921 is completed before July 31, 2004.
(basis: Regulation 2-1-403; Regulation 9-10, Regulation 2-6-503)

4A. Permittee/Owner/Operator shall ensure that within 60 days of the date of completion of the (each) District approved source test required by condition 19528 part 4, two identical copies of the results of the source test along with supporting documentation, each referencing

the subject source number, condition 19528 part 4 and part 4A, and plant #12758 are received by the District and that both copies are addressed to the District's Permit Services Division.

(basis: Regulation 2-1-403; Regulation 9-10, Regulation 2-6-503)

5. For each of S-922, S-926, S-934, S-935, S-951, and S-972, Permittee/Owner/Operator shall ensure that not less frequently than twice each calendar year a District approved source test is conducted for each source measuring its NO_x and CO emission rate using a District approved source test method and that it is conducted in compliance with the District's Manual of Procedures. Permittee/Owner/Operator shall ensure that the first District approved source for each source shall be completed before July 31, 2004.

(basis: Regulation 2-1-403; Regulation 9-10, Regulation 2-6-503)

- 5A. Permittee/Owner/Operator shall ensure that within 60 days of the date of completion of the (each) District approved source test required by condition 19528 part 5, two identical copies of the results of the source test along with supporting documentation, each referencing the source number, condition 19528 part 5 and part 5A, and plant #12758 are received by the District and that both copies are addressed to the District's Permit Services Division.

(basis: Regulation 2-1-403; Regulation 9-10, Regulation 2-6-503)

6. For each of S-917, S-928, S-929, S-930, S-931, S-932, and S-933, Permittee/Owner/Operator shall ensure that not less frequently than once each calendar year a District approved source test is conducted for each source measuring its NO_x and CO emission rate using a District approved source test method and that it is conducted in compliance with the District's Manual of Procedures. Permittee/Owner/Operator shall ensure that the first District approved source for each source shall be completed before November 31, 2004.

(basis: Regulation 2-1-403; Regulation 9-10, Regulation 2-6-503)

- 6A. Permittee/Owner/Operator shall ensure that within 60 days of the date of completion of the (each) District approved source test required by condition 19528 part 6, two identical copies of the results of the source test along with supporting documentation, each referencing the source number, condition 19528 part 6 and part 6A, and plant #12758 are received by the District and that both copies are addressed to the District's Permit Services Division.

(basis: Regulation 2-1-403; Regulation 9-10, Regulation

2-6-503)

7. ~~Deleted. (Monitoring requirements for For each of S-952, S-953, S-954, S-955, S-956, S-957, S-~~

~~960, and S-961 are required quarterly per Regulation 9-8-503); Permittee/Owner/Operator shall ensure~~

~~that not less frequently than twice each calendar year a District approved source test is conducted for each source measuring its NOx and CO emission rate using a District approved source test method and that it is conducted in compliance with the District's Manual of Procedures per Regulation 9-10-601 and 602.~~

~~Permittee/Owner/Operator shall ensure that the first District approved source for each source shall be completed before July 31, 2005.~~

~~(basis: Regulation 2-1-403; Regulation 9-10, Regulation 2-6-503)~~

7A. ~~Deleted. (Monitoring requirements for S-952, S-953, S-954, S-955, S-956, S-957, S-960, and S-961 are required quarterly per Regulation 9-8-503)Permittee/Owner/Operator shall ensure that within 60~~

~~days of the date of completion of the (each) District approved source test required by condition 19528 part 7, two identical copies of the results of the source test along with supporting documentation, each referencing the subject source number, condition 19528 part 7 and part 7A, and plant #12758 are received by the District and that both copies are addressed to the District's Permit Services Division.~~

~~(basis: Regulation 2-1-403; Regulation 9-10, Regulation 2-6-503)~~

8. For each of S955, S956, S957, S958, S959, and S960, Permittee/Owner/Operator shall ensure that not less frequently than once every other calendar year a District approved source test is conducted for each source measuring its NOx and CO emission rate using a District approved source test method and in compliance with the District's Manual of Procedures.

Permittee/Owner/Operator shall ensure that the first District approved source for each source shall be completed before July 31, 2005.

(basis: Regulation 2-1-403; Regulation 9-8, Regulation 2-6-503)

8A. Permittee/Owner/Operator shall ensure that within 60 days of the date of completion of the (each) District approved source test required by condition 19528 part 8, two identical copies of the results of the source test along with supporting documentation, each referencing the subject source number, condition 19528 part 8 and part 8A, and plant #12758 are received by the District and that both copies are addressed to the District's Permit Services Division.

(basis: Regulation 2-1-403; Regulation 9-8, Regulation 2-

6-503)

9. For S1401, Permittee/Owner/Operator shall ensure that not less frequently than once each calendar year a District approved source test is conducted for S-1401 measuring its SO₃ and H₂S₀₄ emission rate per dry standard foot of exhaust volume, expressed as 100% H₂S₀₄. This monitoring requirement shall become effective April 1, 2004.
(basis: Regulation 6-330, Regulation 2-1-403, Regulation 2-6-503)
- 9A. Permittee/Owner/Operator shall ensure that within 60 days of the date of completion of the (each) District approved source test required by condition 19528 part 9, two identical copies of the results of the source test and supporting documentation, each referencing S-1401, condition 19528 part 9 and part 9A, and plant #12758 are received by the District and that both copies are addressed to the District's Permit Services Division.
(basis: Regulation 2-1-403; Regulation 6-330, Regulation 2-6-503)
10. For each of S-1415 and S-1416, Permittee/Owner/Operator shall ensure that not less frequently than once every 60 months, with the first District approved source test completion date for each of occurring before October 31, 2006, that a District approved source test is conducted for each of S-1415 and S-1416, in compliance with the District's Manual of Procedures, measuring each source's POC emission rate and carbon concentration in ppm, dry.
(basis: Regulation 8-2; Regulation 2-1-403, Regulation 2-6-503)
- 10A. Permittee/Owner/Operator shall ensure that within 60 days of the date of completion of the (each) District approved source test required by condition 19528 part 10, two identical copies of the results of the source test along with supporting documentation, each referencing the subject source number, condition 19528 part 10 and part 10A, and plant #12758 are received by the District and that both copies are addressed to the District's Permit Services.
(basis: Regulation 2-1-403; Regulation 8-2, Regulation 2-6-503)
11. Deleted. (See discussion in Rev. 3 Statement of Basis)
- 11A. Deleted. (See discussion in Rev. 3 Statement of Basis)
- Conditions for monitoring smoking flares:
- 11B) For the purposes of these conditions, a flaring event is defined as a flow rate of vent gas flared in any

consecutive 15 minutes period that continuously exceeds 330 standard cubic feet per minute (scfm). If during a flaring event, the vent gas flow rate drops below 330 scfm and then increases above 330 scfm within 30 minutes, that shall still be considered a single flaring event, rather than two separate events. For each flaring event during daylight hours (between sunrise and sunset), the owner/operator shall inspect the flare within 15 minutes of determining the flaring event, and within 30 minutes of the last inspection thereafter, using video monitoring or visible inspection following the procedure described in Part 11A of this condition.

(basis: Regulation 2-6-409.2)

- 11C) The owner/operator shall use the following procedure for the initial inspection and each 30-minute inspection of a flaring event.

If the owner/operator can determine that there are no visible emissions using video monitoring, then no further monitoring is necessary for that particular inspection.

If the owner/operator cannot determine that there are no visible emissions using video monitoring, the owner/operator shall conduct a visual inspection outdoors using either:

EPA Reference Method 9; or

Survey the flare by selecting a position that enables a clear view of the flare at least 15 feet, but not more than 0.25 miles, from the emission source, where the sun is not directly in the observer's eyes.

If a visible emission is observed, the owner/operator shall continue to monitor the flare for at least 3 minutes, or until there are no visible emissions, whichever is shorter.

The owner/operator shall repeat the inspection procedure for the duration of the flaring event, or until a violation is documented in accordance with Part 11D. After a violation is documented, no further inspections are required until the beginning of a new calendar day.

(basis: Regulation 6-301, 2-1-403)

- 11D) The owner/operator shall comply with one of the following requirements if visual inspection is used: If EPA Method 9 is used, the owner/operator shall comply with Regulation 6-301 when operating the flare. If the procedure of 4.b.iii is used, the owner/operator shall not operate a flare that has visible emissions for three consecutive minutes.

(basis: Regulation 2-6-403)

11E) The owner/operator shall keep records of all flaring events, as defined in Part 11B. The owner/operator shall include in the records the name of the person performing the visible emissions check, whether video monitoring or visual inspection (EPA Method 9 or visual inspection procedure of Part 11C of this condition) was used, the results of each inspection, and whether any violation of this condition (using visual inspection procedure in Part 11C of this condition) or Regulation 6-301 occurred (using EPA Method 9). (basis: Regulation 2-6-501; 2-6-409.2)

12. This condition applies to each organic liquid storage tank that is exempt from Regulation 8, Rule 5, Storage of Organic Liquids, due to Permittee/Owner/Operator's assertion or belief that the tank's contents comply with the exemption in Regulation 8-5-117 for storage of organic liquids with a true vapor pressure of less than or equal to 25.8 mm Hg (0.5 psia). Whenever the type of organic liquid in the tank is changed, the Permittee/Owner/Operator shall verify that the true vapor pressure at the storage temperature is less than or equal to 25.8 mm Hg (0.5 psia). The Permittee/Owner/Operator shall use Lab Method 28 from Volume III of the District's Manual of Procedures, Determination of the Vapor Pressure of Organic Liquids from Storage Tanks. For materials listed in Table 1 of Regulation 8 Rule 5, the Permittee/Owner/Operator may use Table 1 to determine the material's true vapor pressure, rather than Lab Method 28. If the results are above 25.8 mm Hg (0.5 psia), Permittee/Owner/Operator shall report non-compliance in accordance with Standard Condition I.F and shall submit a complete permit application to the District to obtain a new Permit to Operate for the tank not more than 180 days from discovery that the true vapor pressure of the material in the tank is greater than 25.8 mm Hg (0.5 psia). This monitoring requirement shall take effect on April 1, 2004.

(basis: Regulation 8-5, Regulation 2-1-403, Regulation 2-6-503)

12A. When laboratory testing is conducted to determine the true vapor pressure of the material stored in a tank subject to condition 19528 part 12, in a District-approved log, Permittee/Owner/Operator shall record the results of the testing, the laboratory method used, along with the identity of tank by District assigned source number where the material was sampled/stored. Permittee shall retain the log for not less than five years from the date of the recording in the log. Permittee/Owner/Operator shall ensure that the log is made available to District staff upon request.

(basis: Regulation 8-5, Regulation 2-1-403, Regulation 2-6-503)

13. With a frequency not less than once per month, Permittee/Owner/Operator shall visually inspect the outlet at A-4 while it is abating S-99 and Permittee/Owner/Operator shall note whether any visible emissions are present at the A-4 exhaust point venting to atmosphere. If there are visible emissions, Permittee/Owner/Operator shall immediately take corrective action to eliminate the visible emissions. Upon completion of each inspection, in a District approved log, Permittee/Owner/Operator shall record whether there are visible emissions or not and, when visible emissions are detected, the corrective action taken to eliminate the visible emissions. During each month that S-99 is not in operation for the entire month, Permittee/Owner/Operator need not complete this inspection for S-99. This monitoring requirement shall take effect on April 1, 2004.
(basis: Regulation 2-1-403, Regulation 2-6-503)
14. With a frequency not less than once per day, Permittee/Owner/Operator shall visually inspect S-810, S 821 and Permittee/Owner/Operator shall note whether any visible emissions are present at S-810, S-821. If there are visible emissions, Permittee/Owner/Operator shall immediately take corrective action to eliminate the visible emissions. Upon completion of each inspection, in a District approved log, Permittee/Owner/Operator shall record whether there are visible emissions or not and, when visible emissions are detected, the corrective action taken to eliminate the visible emissions. During each month that S-821 is not in operation for the entire month and when there is no petroleum coke stored at S-821, Permittee/Owner/Operator need not complete this inspection for S-821. This monitoring requirement shall take effect on April 1, 2004.
(basis: Regulation 2-1-403, Regulation 2-6-503)
- 14A. Effective June 1, 2004, Permittee/Owner/Operator shall conduct a daily visual inspection at A-9 Coke Silo Precipitator for any emission that is greater than or equal to 20% opacity for more than 3 minutes in any hour.
(basis: Regulation 6-302)
15. With a frequency not less than once per month, Permittee/Owner/Operator shall visually inspect the outlet at A-1420 while it is abating S-1405 and Permittee/Owner/Operator shall note whether any visible emissions are present at the A-1420 exhaust point venting to atmosphere. If there are visible emissions, Permittee/Owner/Operator shall immediately take corrective action to eliminate the visible emissions. Upon completion of each inspection, in a District approved log, Permittee/Owner/Operator shall record whether there are visible emissions or not and, when

visible emissions are detected, the corrective action taken to eliminate the visible emissions. During each month that S-1405 is not in operation for the entire month, Permittee/Owner/Operator need not complete this inspection for S-1405. This monitoring requirement shall take effect on April 1, 2004.

(basis: Regulation 2-1-403, Regulation 2-6-503)

16. Deleted. Redundant with Title V Standard Condition I.J.3

17. By April 11, 2004, the Permittee/Owner/Operator shall submit a complete permit application to the District for a significant revision to the Major Facility Review permit to incorporate the limits, compliance options, and monitoring requirements in 40 CFR 63, Subpart UUU, National Emission Standards for Hazardous Air Pollutants for Petroleum Refineries: Catalytic Cracking Units, Catalytic Reforming Units, and Sulfur Recovery Units.

(basis: 40 CFR 63, Subpart UUU)

18. By April 11, 2005, the Permittee/Owner/Operator shall submit an operation, maintenance, and monitoring plan for District review in accordance with 40 CFR 63.1574(f). The plan shall be prepared for each affected source, control system, and continuous monitoring system. The plan shall be submitted to the Director of Enforcement.

(basis: 40 CFR 63.1574(f))

COND# 20672 -----

Application #6945;

Amended by Application #7776;

~~Supercedes Condition 20672 Parts B1 through B10~~

Administratively changed by Application 19419 (June 2009). Updated to remove parts superceded by standard conditions and parts redundant with District regulations.

S-1487 Tank 38 Fire-Water Pump Engine; Diesel
Fired, 420 BHP, Caterpillar 3406DBITA;
Maximum Firing Rate: 2.79 MMBtu/hr

~~A1. Deleted. (Superceded by Condition 22851, Part 1) Permittee/Owner/Operator shall operate S-1487 exclusively to mitigate emergency conditions or for reliability related activities. For S-1487, Permittee/Owner/Operator shall ensure that operation for reliability related activities does not exceed 100 hours during each rolling 12 consecutive month period. Operation while mitigating emergency conditions is unlimited.
(basis: cumulative increase, toxics)~~

~~A2. Deleted. ("Emergency Conditions" is defined in Regulation 9-8-231.5) as any of the~~

~~following:~~
~~1. Impending threat of fire~~
~~2. Fire~~
~~(Basis: Reg. 9-8-231)~~

A3. ~~Deleted.~~ ("Reliability-related activities" is defined in Regulation 9-8-232)~~as any~~
~~Of the following:~~
~~a. Operation of S 1487 to test its ability to perform~~
~~for an emergency use, or~~
~~b. Operation of S 1487 during maintenance of a primary~~
~~motor.~~
~~(basis: Reg. 9-8-232)~~

A4. ~~Deleted.~~ (Hour meter requirement redundant with Regulation 9-8-530.)~~Permittee/Owner/Operator shall equip S 1487 with:~~
~~A. a non-resettable totalizing meter that measures and~~
~~records the hours of operation for S 1487.~~
~~(basis: Reg. 9-8-530)~~

A5. Permittee/Owner/Operator shall ensure that S-1487
Is capable of operation with NOx emissions less than
or equal to 9.65 grams/bhp-hr.
(basis: BACT)

A6. Permittee/Owner/Operator shall ensure that S-1487
Is capable of operation with CO emissions less than or
equal to 1.71 grams/bhp-hr.
(basis: BACT)

A7. ~~Deleted.~~ (Recordkeeping requirements redundant with Regulation 9-8-530. Record retention requirement redundant with Regulation 2-6-501.)~~Records: Permittee/Owner/Operator shall record each~~
~~Of the following each month in a District approved log~~
~~for S 1487:~~
~~A. Hours of operation (total).~~
~~B. Hours of operation (emergency).~~
~~C. For each emergency, the nature of the emergency~~
~~condition.~~
~~D. Fuel usage each month by fuel type.~~
~~Permittee/Owner/Operator shall ensure that the~~
~~District approved log is retained on site for at least~~
~~5 years from date of last entry and that the log is~~
~~made available to the District staff upon request.~~
~~(basis: Reg. 9-8-530, Reg. 1-441)~~

A8. At S-1487, Permittee/Owner/Operator shall fire no fuel
other than CARB Ultra Low Sulfur diesel fuel with a
maximum sulfur content not to exceed 15 ppmw at S-1487.
(basis: BACT, cumulative increase)

A9. Startup Condition Deleted (basis: BACT, cumulative
increase, start-up). (Deletion basis: Startup source tests
completed and verified by the District).

S-1488 Canal Fire-Water Pump Engine; Diesel
Fired, 538 BHP, Caterpillar 3412T;
Maximum Firing Rate: 3.5 MMBtu/hr

~~B1. Deleted. (Superceded by Condition 22851, Part 1) Permittee/Owner/Operator shall operate S-1488 exclusively to mitigate emergency conditions, for reliability related activities, or to conduct District approved source testing pursuant part B10 of these conditions. For S-1488, Permittee/Owner/Operator shall ensure that operation for reliability related activities does not exceed 100 hours during each rolling 12 consecutive month period. Operation while mitigating emergency conditions is unlimited. (basis: cumulative increase, toxics)~~

~~B2. Deleted. ("Emergency Conditions" is defined in Regulation 9-8-231.5) as any of the following:
A. Impending threat of fire
B. Fire
(Basis: Reg. 9-8-231)~~

~~B3. Deleted. ("Reliability-related activities" is defined in Regulation 9-8-232) as any of the following:
A. Operation of S-1488 to test its ability to perform for an emergency use, or
B. Operation of S-1488 during maintenance of a primary motor.
(basis: Reg. 9-8-232)~~

~~B4. Deleted. (Hour meter requirement redundant with Regulation 9-8-530.) Permittee/Owner/Operator shall equip S-1488 with
A District approved:
A. non-resettable totalizing meter that measures and records the hours of operation for S-1488.
(basis: Reg. 9-8-530)~~

B5. Permittee/Owner/Operator shall only operate S-1488 at a brake specific NOx emission rate less than or equal to 8.0 grams/bhp-hr.
(basis: BACT)

B6. Permittee/Owner/Operator shall only operate S-1488 at a brake specific CO emission rate less than or equal to 1.15 grams/bhp-hr.
(basis: BACT)

B7. Permittee/Owner/Operator shall only operate S-1488 at a brake specific PM-10 emission rate less than or equal to 0.22 grams/bhp-hr.
(basis: cumulative increase, offsets)

~~B8. Deleted. (Recordkeeping requirements redundant with Regulation 9-8-530. Record retention requirement redundant with Regulation 2-6-501.) Records: Permittee/Owner/Operator shall record each Of the following each month in a District approved log for S-1488:~~

- ~~A. Hours of operation (total).~~
- ~~B. Hours of operation (emergency).~~
- ~~C. For each emergency, the nature of the emergency condition.~~
- ~~D. Fuel usage each month by fuel type.~~

~~Permittee/Owner/Operator shall retain the District Approved log on site for at least 5 years from date of last entry and ensure that the log is made available to the District staff upon request. (basis: Reg. 9-8-530, Reg. 1-441)~~

B9. At S-1488, Permittee/Owner/Operator shall fire no Fuel other than CARB Ultra Low Sulfur diesel fuel with a maximum sulfur content not to exceed 15 ppmw is used at S-1488.
(basis: BACT, cumulative increase)

B10. Startup Condition Deleted (basis: BACT, cumulative increase, start-up) (Deletion basis: Startup source tests completed and verified by the District).

S1499 Spare Water Pump will be linked to standard condition 22820:

COND# 22820 -----

1. The owner/operator shall not exceed 20 hours per year per engine for reliability-related testing.
[Basis: "Stationary Diesel Engine ATCM" section 93115, title 17, CA Code of Regulations, subsection (e)(2)(A)(3) or (e)(2)(B)(3)]
2. The owner/operator shall operate each emergency standby engine only for the following purposes: to mitigate emergency conditions, for emission testing to demonstrate compliance with a District, State or Federal emission limit, or for reliability-related activities (maintenance and other testing, but excluding emission testing). Operating while mitigating emergency conditions or while emission testing to show compliance with District, State or Federal emission limits is not limited.
[Basis: "Stationary Diesel Engine ATCM" section 93115, title 17, CA Code of Regulations, subsection (e)(2)(A)(3) or (e)(2)(B)(3)]
3. The owner/operator shall operate each emergency standby engine only when a non-resettable totalizing meter (with a minimum display capability of 9,999 hours) that measures the hours of operation for the engine is

installed, operated and properly maintained.

[Basis: "Stationary Diesel Engine ATCM" section 93115, title 17, CA Code of Regulations, subsection(e)(4)(G)(1)]

4. Records: The owner/operator shall maintain the following monthly records in a District-approved log for at least 36 months from the date of entry (60 months if the facility has been issued a Title V Major Facility Review Permit or a Synthetic Minor Operating Permit). Log entries shall be retained on-site, either at a central location or at the engine's location, and made immediately available to the District staff upon request.
 - a. Hours of operation for reliability-related activities (maintenance and testing).
 - b. Hours of operation for emission testing to show compliance with emission limits.
 - c. Hours of operation (emergency).
 - d. For each emergency, the nature of the emergency condition.
 - e. Fuel usage for each engine(s).

[Basis: "Stationary Diesel Engine ATCM" section 93115, title 17, CA Code of Regulations, subsection (e)(4)(I), (or, Regulation 2-6-501)]

5. At School and Near-School Operation:

If the emergency standby engine is located on school grounds or within 500 feet of any school grounds, the following requirements shall apply:
The owner/operator shall not operate each stationary emergency standby diesel-fueled engine for non-emergency use, including maintenance and testing, during the following periods:

 - a. Whenever there is a school sponsored activity (if the engine is located on school grounds)
 - b. Between 7:30 a.m. and 3:30 p.m. on days when school is in session. "School" or "School Grounds" means any public or private school used for the purposes of the education of more than 12 children in kindergarten or any of grades 1 to 12, inclusive, but does not include any private school in which education is primarily conducted in a private home(s). "School" or "School Grounds" includes any building or structure, playground, athletic field, or other areas of school property but does not include unimproved school property.

[Basis: "Stationary Diesel Engine ATCM" section 93115, title 17, CA Code of Regulations, subsection (e)(2)(A)(1)] or (e)(2)(B)(2)]

S1469, S1471, S1472, S1475, S1476, S1487 and S1488 Firewater Pumps will be linked to standard condition 22851:

COND# 22851 -----

1. Operating for reliability-related activities is limited to no more than 34 hours per year per engine which is the number of hours necessary to comply with the testing requirements of the National Fire Protection Association (NFPA) 25. This emergency fire pump is subject to the current National Fire Protection Association (NFPA) 25 - "Standard for the Inspection, Testing and Maintenance of Water-Based Fire Protection Systems."

[Basis: "Stationary Diesel Engine ATCM" section 93115, title 17, CA Code of Regulations]

2. The owner or operator shall operate each emergency standby engine only for the following purposes: to mitigate emergency conditions, for emission testing to demonstrate compliance with a District, state or Federal emission limit, or for reliability-related activities (maintenance and other testing, but excluding emission testing). Operating while mitigating emergency conditions or while emission testing to show compliance with District, state or Federal emission limits is not limited.

[Basis: "Stationary Diesel Engine ATCM" section 93115, title 17, CA Code of Regulations, subsection (e)(2)(B)(3)]

3. The owner/operator shall operate each emergency standby engine only when a non-resettable totalizing meter (with a minimum display capability of 9,999 hours) that measures the hours of operation for the engine is installed, operated and properly maintained.

[Basis: "Stationary Diesel Engine ATCM" section 93115, title 17, CA Code of Regulations, subsection (e)(4)(G)(1)]

4. Records: The owner/operator shall maintain the following monthly records in a District-approved log for at least 36 months from the date of entry (60 months if the facility has been issued a Title V Major Facility Review Permit or a Synthetic Minor Operating Permit). Log entries shall be retained on-site, either at a central location or at the engine's location, and made immediately available to the District staff upon request.
 - a. Hours of operation for reliability-related activities (maintenance and testing).
 - b. Hours of operation for emission testing to show compliance with emission limits.
 - c. Hours of operation (emergency).
 - d. For each emergency, the nature of the emergency condition.

e. Fuel usage for each engine(s).

[Basis: "Stationary Diesel Engine ATCM" section 93115, title 17, CA Code of Regulations, subsection (e)(4)(I), (or, Regulation 2-6-501)]

5. At School and Near-School Operation:

If the emergency standby engine is located on school grounds or within 500 feet of any school grounds, the following requirements shall apply:

The owner or operator shall not operate each stationary emergency standby diesel-fueled engine for non-emergency use, including maintenance and testing, during the following periods:

- a. Whenever there is a school sponsored activity (if the engine is located on school grounds)
- b. Between 7:30 a.m. and 3:30 p.m. on days when school is in session. "School" or "School Grounds" means any public or private school used for the purposes of the education of more than 12 children in kindergarten or any of grades 1 to 12, inclusive, but does not include any private school in which education is primarily conducted in a private home(s). "School" or "School Grounds" includes any building or structure, playground, athletic field, or other areas of school property but does not include unimproved school property.

[Basis: "Stationary Diesel Engine ATCM" section 93115, title 17, CA Code of Regulations, subsection (e)(2)(A)(1)] or (e)(2)(B)(2)]

Application 19647, Consolidation of Bubble Conditions 4357 & 8077
ENGINEERING EVALUATION
Tesoro Refining and Marketing Company
PLANT NO. 14628
APPLICATION NO. 19647

BACKGROUND

As part of the Title V renewal efforts, Tesoro Refining and Marketing Company is submitting several applications to clarify, correct and/or clean up the permit. This is one of those applications, an administrative change in conditions, to complete the intended update of bubble Condition 4357 to Condition 8077. Bubble Condition 4357 was created in 1981 via Application 27769 for the construction and startup of the No 3 HDS Unit. At this time emissions were difficult to verify with any accuracy, so the District performed a series of source tests to determine emissions and emission bubble Condition 4357 was created as a means to enforce overall refinery emission limits. In 1991, a refinery modernization project was granted an Authority to Construct via Application 3318. At that time Condition 8077 was created to replace Condition 4357. The PO's for the equipment modified in Application 3318 were granted in 1995. When Condition 8077 was changed to current status, 4357 was not archived as intended. It is likely that this oversight was simply caused by the long duration of the project. However, the Application 3318 file is missing, so it is not possible to determine exactly why 4357 was not archived.

During the period that there were two current bubble conditions, various permit engineers were assigned to the facility. It appears that this dual condition situation resulted in some permit engineers revising 4357 and some permit engineers revising 8077. This application is for an administrative change in conditions to identify all the changes that have occurred to 4357, transfer them to 8077, and then complete the archiving of 4357 as originally intended.

This application is to revise the following conditions:

Condition	Description	Action
4357	Obsolete Bubble Condition	Delete and replace with 8077
8077	Bubble Condition	Revise as detailed in this Evaluation
11433	S802 FCCU	Replace reference to 4357 with 8077
17322	S904 Boiler	Delete reference to 4357
18539	S908 and S1470 Furnaces	Add Annual NH3 Source Test
677	S937 Hydrogen	Revised Bases of Part 1 and Part 2 to show link to this application and

Condition	Description	Action
	Plant heater	the deletion of Condition 4357
16685	Furnace Firing Rate Limits	Revised Basis of Part 1 and S917 to show link to this application and the deletion of Condition 4357
18372	NOx Box	Revised Basis of Part 18 to show link to this application and the deletion of Condition 4357

To accomplish this goal, a comprehensive part-by-part review of the two conditions has been completed. Many of the parts in 4357 are identical to a part in 8077. Many are similar to parts in 8077 with minor editing changes (but with no substantive change in the intent). Only 7 parts have changes that are different enough from a part in 8077 that further explanation is provided.

CONDITION 4357 PART COMPARISON SUMMARY

4357 Part	Text Summary	Comparison	8077 Part
Source List	Sources Covered by Condition	Revision to	Source List
1	Definitions		
1a	Permitted annual emissions	Identical to	B1a
1b	Total annual emissions	Identical to	B1b
1c	Total monthly emissions	Identical to	B1c
1d	Calendar day	Identical to	B1d
1e	Stream day	Identical to	B1e
1f	Calendar month	Identical to	B1f
1g	Calendar year	Identical to	B1g
1h	Permitted Monthly Maximum Emissions	Identical to	B1h
1i	Permitted Monthly Compensatory Emissions	Identical to	B1i
1j	Start-up	Similar to	B1j
1k	Shutdown	Similar to	B1k
1l	Light hydrocarbon service	Identical to	B1l
2	Emissions		
2A	Annual Emission Limits	Revised to	B2A
2B	Monthly Emission Limits	Revised to	B2B
2C	Monthly Compensatory Emission Limits	Similar to	B2C
2D	Calendar Month + Prorated Annual Emission Limits	Similar to	B2D
2E	Exceedance Subject To The Applicable Sanctions	Similar to	B2E
3	Emission Reductions		
3Ai	Abatement Requirements if 2A Exceeded	Similar to	B3Ai
3Aii	Production Limit until 3Ai Requirements Met	Identical to	B3Aii
3Aiii	Annual Emission Limit Reduced Until 3Ai Met	Identical to	B3Aiii
3Bi	Annual Emission Impact if 2B Exceeded	Identical to	B3Bi

4357 Part	Text Summary	Comparison	8077 Part
3Bii	Abatement Requirements if 2B Exceeded	Identical to	B3Bii
3Biii	Production Limit until 3Bii Requirements Met	Identical to	B3Biii
3C	Annual Emission Impact if 2C Exceeded	Similar to	B3C
3D	Requirements if 2D Exceeded	Identical to	B3D
3E	HC Reductions Can Offset NOx Increases	Identical to	B3E
3F	Reductions Required in 3Bii Can Also Apply to 3Ai	Identical to	B3F
4	Monitoring and Source Test		
4A	H2S CEM on Fuel Gas	Revised to	B4A
4B	NOx and O2 CEM Requirement on Furnaces	Revised to	B4B
4C	O2 CEM Reqmts w/Feedback to NOx Control	Similar to	B4C
4D	Other Instruments listed in Table D	Identical to	B4D
4E	NOx, CO and Ammonia Source Test Requirements	Revised to	B7D, B4B
4F	NOx CEM requirement if 66ppm NOx exceeded	Revised to	B4B

5	Reporting and Recordkeeping		
5A	Records for Emission Estimates	Similar to	B5A
5B	Monthly Report	Identical to	B5B
5C	Monthly Monitoring System Audits	Identical to	B5C
6	Process Unit Design		
6A	No. 3 HDS Unit S850 limit	Identical to	B6C
6B	FCCU Merox Unit S848 limit	Identical to	B6D
7	Combustion Controls		
7A	NOx and CO limits	Revised to	B7A
7B	S973 & S974 Firing Limit	Identical to	B7B
7C	Annual Source Tests for NOx < 0160 lb/BBtu	Similar to	B7C
7D	S937 NOx Mass Limit	Identical to	677-1
7E	S908 Ammonia Slip < 20ppm	Similar to	18539-16
7F	S908 and General Startup and Shutdown Criteria	Similar to	B1j, B1k
	S973, S974 Startup and Shutdown Criteria	Similar to	A2A
7G	S917 Annual Firing Rate Limit	Similar to	16685-1
7H	S917 Daily Firing Rate Limit	Identical	16685-1
8	Hydrocarbon Controls		
8A	New Compressor Seals Control Requirements	Identical to	B8A
8B	Tank S57 Control Requirements	Similar to	B8C
8C	Contingent HC Pump Control Requirements	Identical to	B8D
9	Sulfur Recovery Facilities		
9A	Claus Unit SO2 emissions < 4 lb per ton Sulfur	Similar to	B9A
9B	Steps to Take when SRU Not Operating	Identical to	B9B
9C	Steps to Take when SRU Shutdown and Acid Plant Not	Identical to	B9C
10	Access		
10A	Source Test Access	Identical to	B10A

4357 Part	Text Summary	Comparison	8077 Part
10B	Records Access	Identical to	B10B
11	Enforcement	Identical to	B11
12	Miscellaneous		
12A	No1 Isomerization dismantled	Identical to	B12A
12B	Tank A-142 dismantled	Identical to	B12B
12C	All maintained in good working order	Identical to	B12C
12D	Nothing in this condition allows violation of law	Identical to	B12D
12E	Emission reductions not eligible for ERC nor Banking	Identical to	B12E
12F	Rule Changes will reduce annual emission limits	Identical to	B12F
12G	Emission limits in this Condition will be basis for new applications.	Identical to	B12G
12H	Fugitive components limited to Table E	Identical to	B12H
12I	Application required for OOS or Exempt Tanks placed in nonexempt service.	Identical to	B12I
12J	Emission determination during instrument downtime	Identical to	B12J
12K	Exemption for breakdown relief or variance	Identical to	B12K
12L	CO emissions can be adjusted if demonstrated by modeling.	Identical to	B12L
13	Severability	Identical to	B13
14	Environmental Management Plan	Identical to	B14

When the comparison reveals identical text, there is no issue with deleting the redundant part of 4357. When the comparison shows the 4357 part is similar to the 8077 part, then in most cases, the 8077 part contains expanded text that either adds clarity, sources, or additional requirements. In a few instances, there was additional text in the 4357 part, and in these cases this text was added to 8077. When the comparison found that the 4357 part had to be revised to the 8077 part, then the rationale is summarized below.

Details of Revised Parts of Bubble Condition 8077			
4357 Part	Requirement and Revision	Revision to 8077 Part	Rationale

Details of Revised Parts of Bubble Condition 8077			
4357 Part	Requirement and Revision	Revision to 8077 Part	Rationale
Source List	Sources subject to bubble conditions. Add the sources to 8077.	Source List	<p>The following sources that are in 4357 but not in 8077:</p> <p>S901 S904 S915 S955 S956 S957 S958 S959 S960 S963</p> <p>S1020 (Do not add to 8077. This source is described as No. 3 Reformer UOP Furnace #53 in Appendix A Group B emission cap sources. The correct source number for F53 is S971 which already included in list of sources.)</p>
2A	Annual emission limits. Total reconciliation cannot be made. Choose the most restrictive limit.	B2A	The adjustments notated in B2A are made and compared to the limits in 4357. The lowest number for NOx and Hydrocarbons are retained in the revisions to 8077.B2A.
<u>Pollutant</u>	<u>4357</u>	<u>Lowest</u>	<u>8077, with adjustments</u>
Particulates	443 tons/year	Same	443 tons/year
Hydrocarbons	221.7 tons/year	4357	$296-27.8-1.65=266.55$ tons/year
NOx	2867.7 tons/year	4357	$3182-58.2=3123.8$ tons/year
SO2	4580 tons/year	Same	4580 tons/year
CO	573 tons/year	Same	$551+22=573$ tons/year

Details of Revised Parts of Bubble Condition 8077			
4357 Part	Requirement and Revision	Revision to 8077 Part	Rationale
2B	Monthly emission limits. Total reconciliation cannot be made. Choose the most restrictive limit.	B2B	The adjustments notated in B2A are made and compared to the limits in 4357. The lowest number for NOx and Hydrocarbons are retained in the revisions to 8077.B2A.
<u>Pollutant</u>	<u>4357</u>	<u>Lowest</u>	<u>8077, with adjustments</u>
Particulates	46 tons/month	Same	46 tons/month
Hydrocarbons	77 tons/month	Same	77 tons/month
NOx	346 tons/month	8077	$346 - 6.33 = 339.67$ tons/month
SO2	684 tons/month	Same	684 tons/month
CO	57 tons/month	4357	$54.9 + 2.2 = 57.1$ tons/month
4A	H2S CEM on Fuel Gas. Retain expanded requirement in 8077.	B4A	Based on the original Authority to Construct issued by BAAQMD on February 11, 1982 for Condition 4357, Part 4A applied to S973, S974, S991, S951, S1020 and S1021. Condition 4357, Part 4A was revised when the PTO was issued to be consistent with Table D in the appendices supporting the permit condition. Table D only required a single H2S CEM on the 100 psi fuel gas mixing pot. Subsequently, when 8077.B4A was written, it clarified the requirement by listing the emission sources on the 100 psi fuel system that are subject to NSPS Subpart J H2S fuel gas monitoring by construction date. The list of sources in 8077.B4A is the same as the original 4357 ATC, with the exception of S1020 and S1021 which have been renumbered as S971 and S972, respectively, and S991, which has been taken out of service.
4B	NOx and O2 CEM Requirement on S908 (A908), S973 & S974 Furnaces. Retain language in 8077.	B4B	8077.B4B includes all the sources in 4357.4B with the exception of S-937. However, S-937 is subject to Condition 677, Part 2 which requires

Details of Revised Parts of Bubble Condition 8077			
4357 Part	Requirement and Revision	Revision to 8077 Part	Rationale
	NOx and O2 CEM Requirement on S937. Do not add to 8077 because requirement is in another permit condition.	N/A (in Cond. 667-2)	NOx/O2 monitors for S-937. Therefore, Condition 4357.4B can be deleted based on redundancy. This assumes that the monitoring requirement for A-908 applies to S-908.
4E	Annual Source Test for NOx, CO, Ammonia – S908, S917, S919, S934, S935.	B4B	S908, S934 and S935 have NOx CEMs. B4B contains the NOx CEM requirement but only included S908. S934 and S935 do not have the NOx CEM requirement in a permit condition other than 4357. Add S934 and S935 to 8077-B4B.
		B7D	Remove the NOx ST requirement for S908, S934 and S935, which have NOx CEMs.
		B7D	Add CO source test for S908, S917, S919, S934, S935.
		N/A (Change 18539-16)	Only S908 is controlled with an SCR, so Ammonia Source Test for the other sources is not necessary. Add Ammonia ST to Condition 18539-16 (a condition for the combined S-908/S1470 operation – they share a SCR)
4F	4357 is a NOx CEM requirement if 66ppm NOx exceeded on S922. 8077 requires a CEM. Add to 8077.	B4B	S-922 is required to have a NOx CEMS per the comment noted for deletion of Condition 18372-12.
	4357 is a NOx CEM requirement if 66ppm NOx exceeded on S927. 8077 requires a CEM, but does not include S927. No change required because another condition has the NOx CEM requirement.	N/A (in Cond. 18372-18)	S-927 is required to have a NOx CEMS per Condition 18372.18.
	4357 is a NOx CEM requirement if 66ppm NOx exceeded on S934 and S935. 8077 requires a CEM, but does not include S934 & S935. Add to 8077.	B4B	S-934 and S-935 have NOx CEMS, but do not have a permit condition or other requirements for NOx CEMS other than Conditions 4357.4E and 4F.

Details of Revised Parts of Bubble Condition 8077			
4357 Part	Requirement and Revision	Revision to 8077 Part	Rationale
7A	4357 is NOx and CO limits for S908, S917, S919, S922, S927, S934, S935, S971 and S972. 8077 only limits NOx at S934 and S935.	B7A	Replace 8077 with 4357 limits.

EMISSIONS SUMMARY

There are no increases in emissions associated with this application. This application only completes the administrative effort to replace bubble Condition 4357 with Bubble Condition 8077.

STATEMENT OF COMPLIANCE

Not applicable for the bubble condition.

PERMIT CONDITIONS

Permit Condition 4357 will be deleted entirely. Two versions are included at the end of the evaluation. The first one is the version from the Revision 4 Title V permit. This version is obsolete because it does not reflect the changes that have occurred from permit applications approved since the Rev. 4 approval. However, it does maintain the part numbering used in the application and the summary above. The databank version follows, which contains the latest version revised by the recent approved applications. However, the numbering system has been modified in error by the PCED program, so it is only included for information. In both of these versions, the text that is not included in (but will be added to) 8077 is highlighted.

After this application is approved, Condition 8077 will be the only bubble condition, and it is shown after the two versions of 4357, with the changes tracked. In addition, the text in 8077 that is not in 4357 is highlighted for information.

Following Condition 8077 there are two additional groups of conditions. The first group has been administratively revised in conjunction with this application. The second group is provided for reference because some of the rationale for deleting Condition 4357 refers to parts of the conditions in this group. For the second group, only the basis of the relevant permit condition part has been revised to show the link to this application.

Group 1:

Condition 11433, S802 FCCU

Changed reference to 4357 to 8077.

Condition 17322, S904 Boiler

Deleted reference to 4357.

Condition 18539, Furnaces S908 and S1470

Added Annual Source Tests for NH3

Group 2:

Condition 677, S937 Hydrogen Plant Heater

Condition 16685, Furnace Firing Rate Limits

Condition 18372, NOx Box

RECOMMENDATION

It is recommended that an Administrative Change in Conditions be granted to Tesoro for the following conditions:

Condition	Description	Action
4357	Obsolete Bubble Condition	Delete and replace with 8077
8077	Bubble Condition	Revise as detailed in this Evaluation
11433	S802 FCCU	Replace reference to 4357 with 8077
17322	S904 Boiler	Delete reference to 4357
18539	S908 and S1470 Furnaces	Add Annual NH3 Source Test
677	S937 Hydrogen Plant heater	Revised Bases of Part 1 and Part 2 to show link to this application and the deletion of Condition 4357
16685	Furnace Firing Rate Limits	Revised Basis of Part 1 and S917 to show link to this application and the deletion of Condition 4357
18372	NOx Box	Revised Basis of Part 18 to show link to this application and the deletion of Condition 4357

By: _____
Arthur Valla
Senior Air Quality Engineer

March 11, 2009

Condition # 4357 (From Revision 4 of the Title V Permit)

(Text that is not included in Condition 8077, and will be added to 8077 to archive this condition, is highlighted)

S848 FCCU Merox Unit
S850 No. 3 HDS Unit
S901 No. 7 Boiler
S904 No. 6 Boiler
S908 No. 3 Crude Heater (F8)
S909 No. 1 Feed Prep Heater
S915 Platformer Intermediate Heater
S917 No. 1 HDS Prefract Reboiler
S923 Coker Auxiliary Startup Burner
S924 Coker Anti-Cook Superheater
S925 Coker Attriting Superheater
S928 No. 2 Reformer Heat/Reheating
S929 HDN Reactor B Heater
S930 HDN Reactor C Heater
S931 Hydrocracker Reactor 1 Heater
S932 Hydrocracker Reactor 2 Heater
S933 Hydrocracker Reactor 3 Heater
S934 Hydrocracker Stabilizer Reboiler
S935 Hydrocracker Splitter Reboiler
S936 Regeneration Gas Heater
S937 Hydrogen Plant Heater
S938 HDN Prefractionator Heater
S952 Internal Combustion Engine
S953 Internal Combustion Engine
S954 Internal Combustion Engine
S955 Internal Combustion Engine
S956 Internal Combustion Engine
S957 Internal Combustion Engine
S958 Internal Combustion Engine
S959 Internal Combustion Engine
S960 Internal Combustion Engine
S963 Gas Turbine 177
S971 No. 3 Reformer UOP Furnace
S972 No. 3 Reformer Debut Reboiler
S973 No. 3 HDS Recycle Gas Heater
S991 FCCU Preheat Furnace
S1020 No. 3 UOP Reformer

PERMIT CONDITION 4357 APPLICATION NO. 27769 PLANT NO. 13 EMISSION CAPS
FOR ALL CRITERIA POLLUTANTS

1. Definitions.
 - a. "Permitted annual emissions" shall mean the allowable emissions for a calendar year authorized by these conditions.
 - b. "Total annual emissions" shall mean the actual emissions which occur in any calendar year.
 - c. "Total monthly emissions" shall mean the actual emissions which occur in any calendar month.
 - d. "Calendar day" (CD) or "calendar day basis" shall mean an average value determined by dividing the yearly total by 365.
 - e. "Stream day" (SD) or "stream day basis" shall mean the total value occurring on any one 24-hour day, from midnight to midnight, and is the actual daily rate.
 - f. "Calendar month" shall mean any month of the year measured from 12:01 A.M. on the first day of that month to midnight on the last day of that month.
 - g. "Calendar year" of "year" shall mean the year measured from 12:01 A.M., January 1 to midnight, December 31.
 - h. "Permitted Monthly Maximum Emissions" shall mean the maximum allowable emissions for any calendar month authorized by these conditions.
 - i. "Permitted Monthly Compensatory Emissions" shall mean the allowable emissions in a calendar month before compensatory emission reductions are required.
 - j. "Start-up" shall mean that period of time during which the piece of equipment in question is put into normal operation from an inactive status by following a prescribed series of separate steps or operations.
 - k. "Shutdown" shall mean that period of time during which the piece of equipment in question is taken out of service from a normal operating mode to an inactive status following a prescribed series of separate steps or operations.
 - l. "Light hydrocarbon service" shall mean the handling or service of liquid or gas-liquid streams with a true vapor pressure greater than 0.5 psia.

2. Emissions.

The specific emission points covered by the various limitations listed in A-D below are set forth in Table A of the Appendix to these conditions. A summary of revisions to the limitations listed in A through D below are documented in Table A-1. Table A-2 provides a summary of the emission limits in this condition. Tables A, A-1 and A-2 are located in the Appendix to these conditions.

- A. Listed below are the permitted annual emission limits for the emission points covered by this permit that the Permittee/Owner/Operator shall

ensure are met. If the permitted annual emission limit for any pollutant is exceeded, Permittee/Owner/Operator shall ensure that the applicable provisions of Section 3A are complied with by emission points covered by this permit.

Particulates (PM-10)	443.0 tons/yr
Hydrocarbons (POC)	221.7 tons/yr
NOx	2867.7 tons/yr
SO2	4580.0 tons/yr
CO	573.0 tons/yr

(basis: cumulative increase, bubble, BACT)

- B. Listed below are the permitted monthly maximum emission limits for the emission points covered by this permit and Permittee/Owner/Operator shall ensure that these limits are met. If the permitted monthly maximum emission limit for any pollutant is exceeded, Permittee/Owner/Operator shall ensure that the applicable provisions of Section 3B are complied with by emission points covered by this permit.

Particulates (PM-10)	46.0 tons/mo
Hydrocarbons (POC)	77.0 tons/mo
NOx	346.0 tons/mo
SO2	684.0 tons/mo
CO	57.0 tons/mo

(basis: cumulative increase, bubble, BACT)

- C. Listed below are the permitted monthly compensatory emission limits applicable to the emission points covered by this permit and Permittee/Owner/Operator shall ensure that the emission limits are met. If the permitted monthly compensatory emission limit for any pollutant is exceeded, Permittee/Owner/Operator shall ensure that the applicable provisions of Section 3C are complied with by emission points covered by this permit.

Particulates (PM-10)	42.0 tons/mo
CO	49.1 tons/mo

(basis: cumulative increase, bubble, BACT)

- D. If, at the end of any calendar month, the total emissions accumulated so far in that calendar year exceed the permitted annual emissions prorated to the number of months elapsed so far that year plus the amounts set forth below, Permittee/Owner/Operator shall ensure that the informational requirements of Section 3D are met.

Particulates (PM-10)	9.0 tons
Hydrocarbons (POC)	35.0 tons
NOx	69.0 tons
SO2	258.0 tons
CO	9.3 tons

(basis: cumulative increase, bubble, BACT)

- E. The limits set forth in A & B above are legal limits that Permittee/Owner/Operator shall ensure are not exceeded. Accordingly, in the event that any such limit ever is exceeded, Permittee/Owner/Operator will be immediately subject to the applicable sanctions in Section 3 below and Permittee/Owner/Operator shall comply with the sanctions in Section 3 below.

(basis: cumulative increase, bubble, BACT)

3. Emission Reductions. The following conditions will apply as appropriate, when any of the various permitted emission limits set forth in Section 2 above are exceeded.

- A. If any of the permitted annual emission limits of 2A are exceeded, the following conditions shall apply:

- i. Permittee/Owner/Operator shall install and maintain on a permanent basis abatement equipment as specified in the Environmental Management Plan (or such other abatement measures approved by the Air Pollution Control Officer which will achieve equivalent emission reductions), to control emissions of the pollutant of concern so as to offset the excess at a ratio of 2:1 (i.e. for every ton per year by which the applicable limit is exceeded, the hardware to be installed or other measures to be taken shall achieve a permanent mission reduction of 2 tons per year);
- ii. Permittee/Owner/Operator shall not process more than 108,000 barrels of crude oil per stream day or more than 97,000 barrels of crude oil per day averaged over any one calendar month until the emission reductions required under subsection A.i. are achieved;
- iii. The permitted annual emissions limit for the pollutant of concern shall be reduced by the amount by which said limit was exceeded on a prorated calendar monthly basis, until the emission reductions required under subsection A.i. above are achieved.

(basis: cumulative increase, offsets, bubble)

- B. If any of the permitted monthly maximum emission limits of 2B are exceeded, the following conditions shall apply:

- i. The excess shall be charged against the permitted annual limit in 2A above which is applicable to that pollutant by twice the amount by which the limit in 2B is exceeded; provided, however, that if such monthly excess occurs during December, then, to the extent that such excess cannot be charged as provided above without causing the annual limit to be exceeded, it will be charged once against the current calendar year and once against the following calendar year;

- ii. Permittee/Owner/Operator shall either (a) install and maintain on a permanent basis abatement equipment or take measures which will achieve equivalent emission reductions as specified in the Environmental Management Plan to control emissions of the pollutant of concern so as to offset the excess at a ratio of 2:1 (i.e. for every ton per month by which the applicable limit is exceeded, the hardware to be installed or other measures to be taken shall achieve a permanent emission reduction of 2 tons per month); or (b) take such other abatement measures approved by the Air Pollution Control Officer which will prevent a recurrence of the type of incident which caused the excess; and
 - iii. Permittee/Owner/Operator shall not process more than 108,000 barrels of crude oil per stream day or more than 97,000 barrels of crude oil per day averaged over any one calendar month until the emission reductions or other measures required under subsection B.ii. above are achieved.
(basis: cumulative increase, bubble)
- C. If any of the permitted monthly compensatory emission limits of 2C are exceeded, then the excess shall be charged against the permitted annual limit in 2A above which is applicable to that pollutant by twice the amount by which the limit in 2C is exceeded; provided, however, that if such monthly excess occurs during December, then, to the extent that such excess cannot be charged as provided above, **without causing the annual limit to be exceeded**, it will be charged once against the current calendar year and once against the following calendar year. However, this provision shall only apply when the sanctions set forth in subsection B above are not triggered. (basis: cumulative increase, bubble)
- D. If any of the limits of 2D are exceeded, Permittee/Owner/Operator shall submit to the District within 30 days of the end of that calendar month a revised Environmental Management Plan in accordance with Section 14 below, which shall indicate the steps to be taken to assure that the permitted annual emission limits in 2A will be met for that calendar year. (basis: cumulative increase, bubble)
- E. Reductions of hydrocarbons may be used to offset increases in NO_x at a ratio of 1:1, provided that Permittee/Owner/Operator demonstrates to the satisfaction of the Air Pollution Control Officer that the increased NO_x emissions will not cause or contribute to an excess of any ambient air quality standard for NO₂ at the point of maximum ground level impact, as defined in Section 2-2-206 of the District's Rules and Regulations. (basis: cumulative increase, offsets, bubble)
- F. In the event that Permittee/Owner/Operator installs abatement equipment to achieve 2:1 offsets on a permanent basis (or takes measures which will achieve equivalent permanent emission reductions) pursuant to subsection Bii (a) above, any such emission

reductions will be credited towards emission reductions which may be required under subsection A.i. above for that same calendar year, provided the generation of offsets complies with applicable requirements of the SIP adopted version of Regulation 2, Rule 2. (basis: cumulative increase, offsets, bubble)

4. Monitoring and Source Testing. Permittee/Owner/Operator shall ensure that the following monitoring instruments listed are installed, calibrated, maintained and operated by Permittee/Owner/Operator:

- A. An instrument to continuously monitor and record the H2S concentrations in fuel gas. (basis: toxics, NSPS)
- B. An instrument to continuously monitor oxygen and nitrogen oxides concentrations in the flue gas from the following units:
 - S-937 No. 1 Hydrogen Plant - steam-methane reformer
 - S-973 No. 3 HDS recycle gas heater
 - S-974 No. 3 HDS fractionator feed heater
 - S-991 FCCU preheat furnace
 - A-908 SCR unit on S-908, Furnace No. 8, at No. 3 Crude Unit(basis: cumulative increase, offsets, BACT)

C. An instrument to continuously or sequentially monitor stack oxygen concentrations on each of, and an instrument to monitor fuel usage by, the following units:

- S-909 #1 feed prep. - furnace #9
- S-912 #1 feed prep. - furnace #12
- S-913 #2 feed prep. - furnace #13
- S-916 #1 HDS - #16 heater
- S-920 #2 HDS - #20 charge heater
- S-921 #2 HDS - #21 charge heater
- S-928 HDN reactor - #28 furnace
- S-929 HDN reactor - #29 furnace
- S-930 HDN reactor - #30 furnace
- S-931 Hydrocracker - #31 furnace
- S-932 Hydrocracker - #32 furnace
- S-933 Hydrocracker - #33 furnace
- S-938 HDN prefractionator, #38 furnace

Permittee/Owner/Operator shall ensure that each and all of the required stack oxygen concentration monitors are equipped with oxygen analyzers controlled by feedback systems set at oxygen levels which will yield the minimum amount of nitrogen oxides while still achieving complete combustion.

(basis: cumulative increase, offsets, bubble, BACT)

- D. All other instruments listed on Table D of the Appendix to these Conditions, which are not specifically referred to in A-C above. (basis: cumulative increase, offsets)
 - E. Annual source testing shall be completed on S-908, S- 917, S-919, S- 934 and S-935 to demonstrate compliance with the NO_x, CO and NH₃ emission limits in condition 7. Source tests shall be performed when firing refinery fuel gas at, or as nearly as practicable to, the maximum daily firing rates which occurred during the previous six months. Permittee/Owner/Operator shall provide to the District's Source Test Section, in writing and at least two weeks prior to testing, the proposed testing procedures, date and time. Source test procedures are subject to APCO approval. (Permittee/Owner/Operator may submit CEM data in lieu of source test data to demonstrate compliance with NO_x emissions from S-908, since a CEM is required for that source.) (basis: cumulative increase, offsets, BACT)
 - F. An instrument to continuously monitor and record nitrogen oxides concentration in the flue gas of furnace S-922, S-927, S-934 and/or S- 935 shall be installed if a District source test indicates NO_x emissions (calculated as NO₂) from that furnace exceed 66 ppmv, (60 ppmv limit plus 10%). This limit shall be based on an 8 hour average and corrected to 3% excess oxygen on a dry basis. (basis: cumulative, offsets, BACT)
5. Reporting and Record Keeping. The following conditions will document Permittee's/Owner's/Operator's emissions on a monthly basis, in addition to satisfying the requirements of Regulation 10-1-402 of District regulations.
- A. Permittee/Owner/Operator shall maintain a file containing all measurements, records, charts and other data which are required to be collected pursuant to the various provisions of this Conditional Permit, as well as all other data and calculations necessary to determine actual emissions from all emission points covered by this permit. This file, which may contain confidential or proprietary data, shall include, but not be limited to: the data collected from all in- stack monitoring instruments, the records on fuel input rates and relevant records of crude oil and other hydrocarbons processed. Estimates of emissions from all units covered by this permit which are included under the limits set forth in Section 2 above shall be calculated in accordance with Tables B & C of the Appendix to these Conditions. This material shall be kept available for District inspection for a period of at least 5 years following the date on which such measurements, records or data are made or recorded.
(basis: cumulative increase, offsets, BACT, bubble)
 - B. Permittee/Owner/Operator shall make a monthly report to the District, within 30 days after the end of each month, which shall specify the emissions from all operations covered by this permit during the previous month, and shall state in detail the basis therefore.

The reporting format for such reports shall be structured so as to enable the Air Pollution Control Officer to readily determine compliance with the provisions of this Conditional Permit, and shall be subject to the approval of the APCO. Any computer programs utilized by Permittee/Owner/Operator to calculate emissions from any operations covered by this permit shall also be subject to the approval of the APCO.

(basis: cumulative increase, offsets, BACT, bubble)

- C. Permittee/Owner/Operator shall conduct monthly audits of all emission and fuel rate monitoring systems required under Section 4 above to insure that instrument accuracy is maintained. Permittee/Owner/Operator shall promptly repair all malfunctioning systems and replace any system that has a chronic problem. A record of the results of all such audits shall be maintained as part of the file required under A. above

(basis: cumulative increase, offsets, BACT, bubble)

6. Process Unit Design.

- A. The No. 3 HDS Unit (S-850) shall not process more than 70,000 barrels per stream day. (basis: cumulative increase, toxics, offsets, bubble)
- B. The FCCU Merox Unit (S-848) shall not process more than 55,000 barrels per stream day. (basis: cumulative increase, offsets, toxics, bubble)

7. Combustion Controls.

- A. Except during periods of startup or shutdown as defined by Regulation 9-10-218 and on a temporary basis for catalyst regeneration at S-1004 No. 2 Catalytic Reformer, emissions of nitrogen oxides (calculated as NO₂) and carbon monoxide shall not exceed the following limits. Except for S-908, these limits shall be based on an 8 hour average and corrected to 3% excess oxygen on a dry basis. For S-908, the limit shall be based on a 3 (three) hour average and corrected to 3% excess oxygen.

NOx (ppmvd)	CO (ppmvd)	Unit(s)
10	50	S-908
40		S-973, S-974 and S-991
60		S-917, S-919, S-922, S-927, S-934 and S-935
75		S-971 and S-972

(basis: cumulative increase, BACT, offsets)

- B. The sum of the maximum firing rates of S-973, S-974 and S-991, described in 4B above, shall not exceed 159×10^6 BTU/hr.

(basis: cumulative increase, offsets)

- C. For the furnaces listed in 4C above, Permittee/Owner/Operator shall demonstrate by source tests and calculations that, in the aggregate,

NOx emissions do not exceed 160 lb. NOx per billion BTUs heat input when firing refinery fuel gas at, or as nearly as practicable to the maximum daily firing rates which occurred during the previous 6 months. Such demonstration shall be made annually. If aggregate emissions from these units exceed 160 lb. NOx per billion BTU heat input, Permittee/Owner/Operator will install additional controls on other units at the Avon Refinery so as to achieve the same amount of control that would be obtained if all of the units listed in 4C did achieve, in the aggregate, an emission rate of 160 lb. NOx/billion BTU heat input.

(basis: cumulative increase)

- D. The mass emissions of nitrogen oxides, calculated as NO₂, from furnace S-937 shall not exceed either 1430 pounds per stream day or 1089 pounds per calendar day.

(basis: cumulative increase)

- E. Ammonia emissions slip from SCR unit A-908, abating NOx emissions from S-908, shall not exceed 20 ppmvd. This limit shall be based on a 3 hour average and corrected to 3% excess oxygen on a dry basis.

(basis: BACT)

- F. For the purpose of determining compliance with the emission limits in this permit, Permittee/Owner/Operator shall ensure that startup and shutdown operations, as defined in condition 1, do not exceed 8 hours in duration, unless the APCO approves in writing specific startup and shutdown times to be used in lieu of the 8 hour period. Specifically, the startup and shutdown periods for the following sources shall be limited to the hours as updated in Application # 2327 and # 2813.

S-908 No. 3 Crude Unit furnace F-8

S-973 No. 3 HDS Unit furnace F-55

S-974 No. 3 HDS Unit furnace F-56

(basis: cumulative increase, offsets)

- G. Permittee/Owner/Operator shall ensure that the maximum firing rate of S917 does not exceed the 157,680 MMBtu/yr, based on the HHV of each fuel fired, during every 365 consecutive day period:

(basis: cumulative increase)

- H. Permittee/Owner/Operator shall ensure that the maximum firing rate of S917 does not exceed the 432 MMBtu/day, based on the HHV of each fuel fired, during every 365 consecutive day period:

(basis: cumulative increase)

8. Hydrocarbon Controls.

- A. All new compressor seals in hydrocarbon service associated with this project shall be vented to a closed gas system, except for two high purity hydrogen make-up compressors at the new No. 3 HDS Unit. The vapors from the seals on the three (3) existing compressors S-952, S-953, and S-954 shall be collected and vented directly to the compressor inlets, or a closed gas system.

(basis: BACT, cumulative increase)

- B. Hydrocarbon vapors associated with the new 80,000- bbl cone roof tank, S-1022 and existing tank S-57 shall be controlled by venting to the vapor recovery system. Tank S-57 may only store or contain materials which have a vapor pressure of 1.5 psia or less. This condition assures that offsets provided as part of Application No. 27769 are permanent.

(basis: BACT, cumulative increase)

- C. In the event that No. 4 Gas Plant modifications are not constructed, Permittee/Owner/Operator shall retrofit eight (8) pumps in light hydrocarbon service with double mechanical seals or equivalent. In the event that the Hydrogen Recovery Unit is not completed, Permittee/Owner/Operator shall receive a credit of three (3) lb per calendar day against the total fugitive hydrocarbon emissions as listed in Table E of the Appendix to this Conditional Permit. (basis: cumulative increase)

9. Sulfur Recovery Facilities.

- A. The Claus Unit at the Sulfur Recovery Facility shall achieve a sulfur removal efficiency that will result in emissions of no more than 4 pounds of SO₂ per ton of sulfur processed. (basis: cumulative increase, offsets)
- B. In emergency situations where the entire sulfur removal capability of the Sulfur Recovery Facility is not operating, the refinery shall take immediate actions to assure that total SO₂ emissions from both the refinery and the Sulfur Recovery Facility will not exceed 29 tons/stream day. These actions shall include, but need not be limited to, the following.
- i. Condense and store foul water stripper overhead.
 - ii. Discontinue burning of coke at No. 6 Boiler.
 - iii. Reduce Hydrocracker-HDN feed rate to 12,000 bbl/stream day.
 - iv. Discontinue burning of fuel oil, except as required to maintain combustion stability and operating safety of the #5 and #6 boilers.
 - v. Reduce feed rate to the Coker and to the FCCU, and use all available de-sulfurized feed-stock at FCCU feed.

- vi. Shut off feed to No. 1, No. 2, and No. 3 HDS Units and "hot sweep" the reactors.
- vii. If any emission monitor for SO₂ is not operating properly, conduct a daily source test for the source in question. Such source tests shall consist of three continuous 30 minutes measurements, taken at least 30 minutes apart, of the SO₂ concentration and stack gas flow rates. The average of these three measurements shall be used as the basis for establishing SO₂ emissions for purposes of calculation.

viii-vii. Calculate the emissions of SO₂ from all flares at the refinery, and report same to the District as part of the next monthly report required under 5B above.

- ix. Report this event to the BAAQMD by telephone as soon as possible with due regard to safety, and submit a written follow-up, detailing the specific measures taken by Permittee/Owner/Operator to control SO₂ emissions during the event, as part of the next monthly report required under 5B above.

Measures other than those referred to in i.-vi. above, may be substituted for any of said measures, if Permittee/Owner/Operator can satisfy the Air Pollution Control Officer that total sulfur dioxide emissions from both the refinery and the sulfur recovery facilities will not exceed 29 tons/stream day.

(basis: cumulative increase, offsets)

- C. When the Sulfur Plant is shutdown and Acid Plant is operating, the refinery will immediately take the following actions to insure the H₂S going to the Sulfur Recovery Facility is within the capacity of the Acid Plant under then-current operating conditions, and will not result in the emissions of more than 23 tons/stream **day** of SO₂ from both the refinery and the Sulfur Recovery Facility.
 - i. Condense and store sufficient foul water stripper overhead, and/or
 - ii. Reduce feed rate to the Hydrocracker-HDN, and/or
 - iii. Reduce feed rate to the Coker, and/or
 - iv. Reduce feed rate to the No. 1 HDS Unit, and/or
 - v. Reduce feed rate to the No. 2 HDS Unit, and/or
 - vi. Reduce feed rate to the No. 3 HDS Unit.
 - vii. Calculate the emissions of SO₂ from all flares at the refinery, and report same to the District as part of the next monthly report required under 5B above.
 - viii. Report this event to the BAAQMD by telephone, within one (1) working day, and submit a written follow-up, detailing the measures taken to control SO₂ emissions during the event, as part of the next monthly report required under 5B above. Measures other than those referred to in i.-vi. above may be

substituted for any of said measures, if Permittee/Owner/Operator can satisfy the Air Pollution Control Officer that total sulfur dioxide emissions from both the refinery and the sulfur recovery facilities will not exceed 23 tons/stream day.

(basis: cumulative increase, offsets)

10. Access.

- A. The APCO or his/her representatives and the U.S. Environmental Protection Agency shall have access to appropriate portions of the refinery and wharf, to conduct source tests or inspections in accordance with Section 1-440 of the District's Rules and Regulations, and the provisions of the Clean Air Act.
- B. The APCO or his representatives and the U.S. Environmental Protection Agency shall have the right to inspect and audit all records which are required to be maintained by Section 5 above, and any other records in Permittee/Owner/Operator's possession which will disclose the nature or quantity of emissions from refinery and marine operations.

(basis: cumulative increase, offsets, BACT)

11. Enforcement. Violation by Permittee/Owner/Operator of any of the conditions set forth in this Conditional Permit shall subject Permittee/Owner/Operator to enforcement action under Chapter 4 of Part 4 of Division 26 of the California Health and Safety Code, and to enforcement action by the U.S. Environmental Protection Agency pursuant to the Clean Air Act (42 U.S.C. S7401, et seq.). As appropriate, each and every such violation shall be deemed to be a discrete and separate violation with respect to which the District will be entitled to take legal action.

(basis: cumulative increase, offsets, BACT)

12. Miscellaneous.

- A. No. 1 Isomerization Unit shall be dismantled within ninety (90) days after start-up of the #3 HDS Unit.
- B. Tanks A-142 and A-319 shall be dismantled within ninety (90) days prior to start-up of the #3 HDS Unit.
- C. All equipment, facilities, and systems installed or used pursuant to, or to achieve compliance with the terms and conditions of, this Conditional Permit shall at all times be maintained in good working order and be operated with due regard for the goal of complying with the terms and conditions of this permit and with all applicable District regulations.
- D. Nothing in these conditions shall be construed to allow the violation of any law or of any rule or regulation of the Bay Area Air Quality Management District, the State of California or the United States Environmental Protection Agency.

- E. Any emission reductions which Permittee/Owner/Operator may be required to undertake in accordance with Section 3 above shall not be eligible to be credited as emission reductions against any subsequent projects for purposes of calculating "cumulative increases", nor shall they be eligible to be "banked" in accordance with the District's New Source Review Rule. However, any emission reductions which Permittee/Owner/Operator achieves in accordance with the Rules and Regulations of the District, above and beyond those reductions required pursuant to this Conditional Permit, may be so credited or "banked."
- F. In the event of changes in District regulations which will require actual reductions in the amount of emissions from existing sources which would otherwise be allowed under the terms of this Conditional Permit, the annual limits set forth in Section 2 above shall be reduced by the APCO by an amount equivalent to what would be required under any such rule change.
- G. The baseline emissions for purposes of the permit analysis of any proposed new or modified units, which may in the future be proposed to be built by Permittee/Owner/Operator within the boundaries of the Avon Refinery, will be the limits set forth in Section 2A above, as may be amended to reflect subsequent revisions to District rules pursuant to Section 12F or subsequent deposits to or withdrawals from the District's emissions bank, rather than actual emissions after the baseline period of 1977- 1979 (which was used as the basis for issuance of this permit), if doing so is allowed pursuant to the SIP adopted version Section 604.2 of Regulation 2, Rule 2.
- H. In the course of constructing the project covered by this Conditional Permit, Permittee/Owner/Operator shall install no more valves, pumps, flanges, process drains and compressors for this project than are listed in Table E of the Appendix to this Permit, unless the emissions associated therewith are accompanied by intra-source emission reductions on a 1:1 basis. Permittee/Owner/Operator shall provide written confirmation of compliance with this condition within 90 days after the start-up of the new #3 HDS Unit.
- I. Permittee/Owner/Operator shall apply for a permit when any tanks presently out of service or presently in exempt service are proposed to be placed in nonexempt service. The emissions from any such tanks shall be calculated and, if applicable, shall be subject to the requirements of G. above.
- J. Instrument downtime (including, but not limited to, in-stack monitors and other instruments whose readings are used to calculate emissions) caused by malfunction, upset, breakdown, repair, maintenance or failure where such instrument down-time exceeds a continuous 24-hour period shall be handled as follows for purposes of calculating emissions: Emissions shall be determined by reference to the recorded value for that instrument from the last calendar day (or other relevant

period) immediately preceding the day on which the instrument in question became inoperable, for which there was a valid reading, unless the Air Pollution Control Officer determines on the basis of other evidence (such as, but not limited to, the results of source tests conducted during the period in which the instrument is not operating, or changes in operating conditions of the unit in question) that some other value more reasonably reflects the actual emissions during the period in question.

- K. Emissions in excess of applicable emission limitations resulting from breakdowns, malfunctions or other causes for which a variance, an interim variance, or an emergency variance is granted by the Hearing Board, or for which the Air Pollution Control Officer grants relief in accordance with Section 1-112 of the District's Rules and Regulations, may be excluded by the Hearing Board or Air Pollution Control Officer, as appropriate, from those emission totals which are counted towards compliance with the limits set forth in Section 2 above; provided, however, that this provision shall not excuse Permittee/Owner/Operator from the obligation to report to the District pursuant to 5B above the actual emissions from the emission points covered by this permit during the period covered by any such relief. This part (part K) of this condition is not federally enforceable.
- L. If Permittee/Owner/Operator can demonstrate by modeling to the satisfaction of the Air Pollution Control Officer, consistent with the requirements of the SIP adopted version of Regulation 2, Rule 2 and applicable provisions of the federal Code of Regulations, that increased emissions of carbon monoxide from all emission points covered by this permit will not interfere with the attainment or maintenance of all applicable air quality standards for CO within the District, then the various limits for carbon monoxide set forth in Section 2 of this permit shall be adjusted accordingly.
(basis: cumulative increase, offsets)

13. **Severability.** The provisions of this Conditional Permit are intended to be severable, and, if any individual condition or provision hereof is held to be invalid by order of any court of competent jurisdiction, or for any other reason, the remainder of this Conditional Permit shall not be affected thereby.
(basis: cumulative increase, offsets, BACT)

14. **Environmental Management Plan.**

Sixty days prior to start-up of the No. 2 Hydrogen Plant (S-994), an initial Environmental Management Plan (EMP) shall be submitted to the District for review by the Air Pollution Control Officer. This plan shall specify how Permittee/Owner/Operator will assure that the permitted annual and monthly maximum emission limits set forth in Sections 2A & 2B above will not be exceeded, and also shall describe feasible options for providing emissions

reductions which would be required under Section 3 above, if any of the emissions limits of Sections 2A & 2B were exceeded. The options to be described shall include the installation of various types of abatement equipment which would achieve permanent offsets, and the adoption by Permittee/Owner/Operator of various operational limitations and other short-term control measures which would limit emissions. Both long-term and short-term control options shall be discussed. The purpose of this plan is to provide assurance that Permittee/Owner/Operator is capable of taking all reasonable steps to assure that the various limits established by this Conditional Permit will be complied with, and to expedite any installation of abatement equipment if it is ever required.

The EMP shall be updated and resubmitted to the District for review by the APCO, whenever any of the limits set forth in Section 2D above are exceeded, or within 1 year after the most recent EMP submittal, whichever comes first. However, in the event that EMP resubmittal is triggered by an excess of any of the limits of Section 2D, that resubmittal shall also describe in detail the means by which Permittee/Owner/Operator will assure that the permitted annual emissions limit of Section 2A will not be exceeded for that calendar year, and shall describe in detail specific control techniques available, and the sources to which they would be most applicable, in the event that permanent offsets were needed. To the extent that any EMP submittal contains confidential information, such information shall be afforded the protection provided by applicable laws, rules and regulations.

Once the APCO has reviewed an EMP submittal, the District staff's comments and recommendations on it shall be forwarded to Permittee/Owner/Operator as expeditiously as practicable. Within 30 days after its receipt of such comments and recommendations, Permittee/Owner/Operator shall either (1) revise the EMP to reflect such comments and recommendations; or (2) attach as an Appendix to the EMP all comments and recommendations which Permittee/Owner/Operator did not include in its EMP revision together with a detailed explanation as to why each comment and recommendation was not adopted or included in the EMP itself.

(basis: cumulative increase, offsets, BACT)

From Databank (Text that is not included in Condition 8077, and will be added to 8077 to archive this condition, is highlighted):

COND# 4357 -----

Permit Application 14752: Clarify conditions (part 7) to allow owner/operator to bypass (halt ammonia injection) A-1431 SCR during reformer catalyst regeneration.
Modified by App. 18739 (Nov 2008) Removal of S923, S924 & S925

S848 FCCU Merox Unit
S850 No. 3 HDS Unit
S901 No. 7 Boiler
S904 No. 6 Boiler
S908 No. 3 Crude Heater (F8)
S909 No. 1 Feed Prep Heater
S915 Platformer Intermediate Heater
S917 No. 1 HDS Prefract Reboiler
S928 No. 2 Reformer Heat/Reheating
S929 HDN Reactor B Heater
S930 HDN Reactor C Heater
S931 Hydrocracker Reactor 1 Heater
S932 Hydrocracker Reactor 2 Heater
S933 Hydrocracker Reactor 3 Heater
S934 Hydrocracker Stabilizer Reboiler
S935 Hydrocracker Splitter Reboiler
S937 Hydrogen Plant Heater
S952 Internal Combustion Engine
S953 Internal Combustion Engine
S954 Internal Combustion Engine
S955 Internal Combustion Engine
S956 Internal Combustion Engine
S957 Internal Combustion Engine
S958 Internal Combustion Engine
S959 Internal Combustion Engine
S960 Internal Combustion Engine
S963 Gas Turbine 177
S971 No. 3 Reformer UOP Furnace
S972 No. 3 Reformer Debut Reboiler
S973 No. 3 HDS Recycle Gas Heater
S1020 No. 3 UOP Reformer

Permit Condition 4357 Application No. 27769 Plant No. 13
Emission Caps For All Criteria Pollutants

1. Definitions.

- a. "Permitted annual emissions" shall mean the allowable emissions for a calendar year authorized by these conditions.

- b. "Total annual emissions" shall mean the actual emissions which occur in any calendar year.
- c. "Total monthly emissions" shall mean the actual emissions which occur in any calendar month.
- d. "Calendar day" (CD) or "calendar day basis" shall mean an average value determined by dividing the yearly total by 365.
- e. "Stream day" (SD) or "stream day basis" shall mean the total value occurring on any one 24-hour day, from midnight to midnight, and is the actual daily rate.
- f. "Calendar month" shall mean any month of the year measured from 12:01 A.M. on the first day of that month to midnight on the last day of that month.
- g. "Calendar year" of "year" shall mean the year measured from 12:01 A.M., January 1 to midnight, December 31.
- h. "Permitted Monthly Maximum Emissions" shall mean the maximum allowable emissions for any calendar month authorized by these conditions.
- i. "Permitted Monthly Compensatory Emissions" shall mean the allowable emissions in a calendar month before compensatory emission reductions are required.
- j. "Start-up" shall mean that period of time during which the piece of equipment in question is put into normal operation from an inactive status by following a prescribed series of separate steps or operations.
- k. "Shutdown" shall mean that period of time during which the piece of equipment in question is taken out of service from a normal operating mode to an inactive status following a prescribed series of separate steps or operations.
- l. "Light hydrocarbon service" shall mean the handling or service of liquid or gas-liquid streams with a true vapor pressure greater than 0.5 psia.

2. Emissions.

The specific emission points covered by the various limitations listed in A-D below are set forth in Table A of the Appendix to these conditions. A summary of revisions to the limitations listed in A through D below are documented in Table A-1. Table A-2 provides a summary of the emission limits in this condition. Tables A, A-1 and A-2 are located in the Appendix to these conditions.

A. Listed below are the permitted annual emission limits for the emission points covered by this permit that the Permittee/Owner/Operator shall ensure are met. If the permitted annual emission limit for any pollutant is exceeded, Permittee/Owner/Operator shall ensure that the applicable provisions of Section 3A are complied with by emission points covered by this

permit.
Particulates (PM-10) 443.0 tons/yr
Hydrocarbons (POC) 221.7 tons/yr
NOx 2867.7 tons/yr
SO2 4580.0 tons/yr
CO 573.0 tons/yr

(basis: cumulative increase, bubble, BACT)

Listed below are the permitted monthly maximum emission limits for the emission points covered by this permit and Permittee/Owner/Operator shall ensure that these limits are met. If the permitted monthly maximum emission limit for any pollutant is exceeded, Permittee/Owner/Operator shall ensure that the applicable provisions of Section 3B are complied with by emission points covered by this permit.

Particulates (PM-10) 46.0 tons/mo
Hydrocarbons (POC) 77.0 tons/mo
NOx 346.0 tons/mo
SO2 684.0 tons/mo
CO 57.0 tons/mo

(basis: cumulative increase, bubble, BACT)

Listed below are the permitted monthly compensatory emission limits applicable to the emission points covered by this permit and Permittee/Owner/Operator shall ensure that the emission limits are met. If the permitted monthly compensatory emission limit for any pollutant is exceeded, Permittee/Owner/Operator shall ensure that the applicable provisions of Section 3C are complied with by emission points covered by this permit.

Particulates (PM-10) 42.0 tons/mo
CO 49.1 tons/mo

(basis: cumulative increase, bubble, BACT)

If, at the end of any calendar month, the total emissions accumulated so far in that calendar year exceed the permitted annual emissions prorated to the number of months elapsed so far that year plus the amounts set forth below, Permittee/Owner/Operator shall ensure that the informational requirements of Section 3D are met.

Particulates (PM-10) 9.0 tons
Hydrocarbons (POC) 35.0 tons
NOx 69.0 tons
SO2 258.0 tons
CO 9.3 tons

(basis: cumulative increase, bubble, BACT)

The limits set forth in A & B above are legal limits that Permittee/Owner/Operator shall ensure are not exceeded. Accordingly, in the event that any such limit ever is exceeded, Permittee/Owner/Operator will be immediately subject to the applicable sanctions in Section 3 below and

Permittee/Owner/Operator shall comply with the sanctions in Section below.

(basis: cumulative increase, bubble, BACT)

3. Emission Reductions. The following conditions will apply as appropriate, when any of the various permitted emission limits set forth in Section 2 above are exceeded.

1) If any of the permitted annual emission limits of 2A are exceeded, the following conditions shall apply:

i. Permittee/Owner/Operator shall install and maintain on a permanent basis abatement equipment as specified in the Environmental Management Plan (or such other abatement measures approved by the Air Pollution Control Officer which will achieve equivalent emission reductions), to control emissions of the pollutant of concern so as to offset the excess at a ratio of 2:1 (i. e. for every ton per year by which the applicable limit is exceeded, the hardware to be installed or other measures to be taken shall achieve a permanent mission reduction of 2 tons per year);

ii. Permittee/Owner/Operator shall not process more than 108,000 barrels of crude oil per stream day or more than 97,000 barrels of crude oil per day averaged over any one calendar month until the emission reductions required under subsection

A.i. are achieved; and iii. The permitted annual emissions limit for the pollutant of concern shall be reduced by the amount by which said limit was exceeded on a prorated calendar monthly basis, until the emission reductions required under subsection A.i. above are achieved.

(basis: cumulative increase, offsets, bubble)

B.If any of the permitted monthly maximum emission limits of 2B are exceeded, the following conditions shall apply:

i.The excess shall be charged against the permitted annual limit in 2A above which is applicable to that pollutant by twice the amount by which the limit in 2B is exceeded; provided, however, that if such monthly excess occurs during December, then, to the extent that such excess cannot be charged as provided above without causing the annual limit to be exceeded, it will be charged once against the current calendar year and once against the following calendar year;

ii. Permittee/Owner/Operator shall either

(a) install and maintain on a permanent basis abatement equipment or take measures which will achieve equivalent emission reductions as specified in the Environmental Management Plan to control emissions of the pollutant of concern so as to offset the excess at a ratio of 2:1

(i. e. for every ton per month by which the applicable limit is exceeded, the hardware to be installed or other measures to be taken shall achieve a permanent emission reduction of 2 tons per month); or (b) take such other abatement measures approved by the Air Pollution Control Officer which will prevent a recurrence of the type of incident which caused the excess; and

iii. Permittee/Owner/Operator shall not process more than 108,000 barrels of crude oil per stream day or more than 97,000 barrels of crude oil per day averaged over any one calendar month until the emission reductions or other measures required under subsection B.ii. above are achieved. (basis: cumulative increase, bubble)

C.If any of the permitted monthly compensatory emission limits of 2C are exceeded, then the excess shall be charged against the permitted annual limit in 2A above which is applicable to that pollutant by twice the amount by which the limit in 2C is exceeded; provided, however, that if such monthly excess occurs during December, then, to the extent that such excess cannot be charged as provided above, without causing the annual limit to be exceeded, it will be charged once against the current calendar year and once against the following calendar year. However, this provision shall only apply when the sanctions set forth in subsection B above are not triggered. (basis: cumulative increase, bubble)

D.If any of the limits of 2D are exceeded, Permittee/Owner/Operator shall submit to the District within 30 days of the end of that calendar month a revised Environmental Management Plan in accordance with Section 14 below, which shall indicate the steps to be taken to assure that the permitted annual emission limits in 2A will be met for that calendar year. (basis: cumulative increase, bubble)

E.Reductions of hydrocarbons may be used to offset increases in NOx at a ratio of 1:1, provided that

Permittee/Owner/Operator demonstrates to the satisfaction of the Air Pollution Control Officer that the increased NOx emissions will not cause or contribute to an excess of any ambient air quality standard for NO2 at the point of maximum ground level impact, as defined in Section 2-2-206 of the District's Rules and Regulations.
(basis: cumulative increase, offsets, bubble)

F. In the event that Permittee/Owner/Operator installs abatement equipment to achieve 2:1 offsets on a permanent basis (or takes measures which will achieve equivalent permanent emission reductions) pursuant to subsection Bii (a) above, any such emission reductions will be credited towards emission reductions which may be required under subsection A.i. above for that same calendar year, provided the generation of offsets complies with applicable requirements of the SIP adopted version of Regulation 2, Rule 2.
(basis: cumulative increase, offsets, bubble)

4. Monitoring and Source Testing. Permittee/Owner/Operator shall ensure that the following monitoring instruments listed are installed, calibrated, maintained and operated by Permittee/Owner/Operator:

1) An instrument to continuously monitor and record the H2S concentrations in fuel gas.
(basis: toxics, NSPS)

2) An instrument to continuously monitor oxygen and nitrogen oxides concentrations in the flue gas from the following units:

S-937 No. 1 Hydrogen Plant - steam-methane reformer S-973 No. 3 HDS recycle gas heater S-974 No. 3 HDS fractionator feed heater A-908 SCR unit on S-908, Furnace No. 8, at No. 3 Crude Unit (basis: cumulative increase, offsets, BACT)

3) An instrument to continuously or sequentially monitor stack oxygen concentrations on each of, and an instrument to monitor fuel usage by, the following units:

S-909 #1 feed prep. - furnace #9
S-912 #1 feed prep. - furnace #12
S-913 #2 feed prep. - furnace #13
S-916 #1 HDS - #16 heater

S-920 #2 HDS - #20 charge heater
S-921 #2 HDS - #21 charge heater
S-928 HDN reactor - #28 furnace
S-929 HDN reactor - #29 furnace
S-930 HDN reactor - #30 furnace
S-931 Hydrocracker - #31 furnace
S-932 Hydrocracker - #32 furnace
S-933 Hydrocracker - #33 furnace

Permittee/Owner/Operator shall ensure that each and all of the required stack oxygen concentration monitors are equipped with oxygen analyzers controlled by feedback systems set at oxygen levels which will yield the minimum amount of nitrogen oxides while still achieving complete combustion. (basis: cumulative increase, offsets, bubble, BACT)

- 4) All other instruments listed on Table D of the Appendix to these Conditions, which are not specifically referred to in A-C above. (basis: cumulative increase, offsets)

- 5) Annual source testing shall be completed on S-908, S-917, S-919, S-934 and S-935 to demonstrate compliance with the NO_x, CO and NH₃ emission limits in condition 7. Source tests shall be performed when firing refinery fuel gas at, or as nearly as practicable to, the maximum daily firing rates which occurred during the previous six months. Permittee/Owner/Operator shall provide to the District's Source Test Section, in writing and at least two weeks prior to testing, the proposed testing procedures, date and time. Source test procedures are subject to APCO approval. (Permittee/Owner/Operator may submit CEM data in lieu of source test data to demonstrate compliance with NO_x emissions from S-908, since a CEM is required for that source.)
(basis: cumulative increase, offsets, BACT)

- 6) An instrument to continuously monitor and record nitrogen oxides concentration in the flue gas of furnace S-922, S-927, S-934 and/or S-935 shall be installed if a District source test indicates NO_x emissions (calculated as NO₂) from that furnace exceed 66 ppmv, (60 ppmv limit plus 10%). This limit shall be based on an 8 hour average and corrected to 3% excess oxygen on a dry basis. (basis: cumulative, offsets, BACT)

5. Reporting and Record Keeping. The following conditions will document Permittee's/Owner's/Operator's emissions on a monthly basis, in addition to satisfying the requirements of Regulation 10-1-402 of District regulations.

- 1) Permittee/Owner/Operator shall maintain a file containing all measurements, records, charts and other data which are required to be collected pursuant to the various provisions of this Conditional Permit, as well as all other data and calculations necessary to determine actual emissions from all emission points covered by this permit.

This file, which may contain confidential or proprietary data, shall include, but not be limited to: the data collected from all in-stack monitoring instruments, the records on fuel input rates and relevant records of crude oil and other hydrocarbons processed. Estimates of emissions from all units covered by this permit which are included under the limits set forth in Section 2 above shall be calculated in accordance with Tables B & C of the Appendix to these Conditions. This material shall be kept available for District inspection for a period of at least 5 years following the date on which such measurements, records or data are made or recorded. (basis: cumulative increase, offsets, BACT, bubble)

- 2) Permittee/Owner/Operator shall make a monthly report to the District, within 30 days after the end of each month, which shall specify the emissions from all operations covered by this permit during the previous month, and shall state in detail the basis therefore. The reporting format for such reports shall be structured so as to enable the Air Pollution Control Officer to readily determine compliance with the provisions of this Conditional Permit, and shall be subject to the approval of the APCO. Any computer programs utilized by Permittee/Owner/Operator to calculate emissions from any operations covered by this permit shall also be subject to the approval of the APCO. (basis: cumulative increase, offsets, BACT, bubble)
- 3) Permittee/Owner/Operator shall conduct monthly audits of all emission and fuel rate monitoring systems required under Section 4 above to insure that instrument accuracy is maintained. Permittee/Owner/Operator shall promptly repair all malfunctioning systems and replace any system that has a chronic problem. A record of the results of all such audits shall be maintained as part of the file required under A. above (basis: cumulative increase, offsets, BACT, bubble)

6. Process Unit Design.

- 1) The No. 3 HDS Unit (S-850) shall not process more than 70,000 barrels per stream day.
 (basis: cumulative increase, toxics, offsets, bubble)
- 2) The FCCU Merox Unit (S-848) shall not process more than 55,000 barrels per stream day.
 (basis: cumulative increase, offsets, toxics, bubble)

7. Combustion Controls.

- 1) Except during periods of startup or shutdown as defined by Regulation 9-10-218 and on a temporary basis for catalyst regeneration at S-1004 No. 2 Catalytic Reformer, emissions of nitrogen oxides (calculated as NO₂) and carbon monoxide shall not exceed the following limits,. Except for S-908, these limits shall be based on an 8 hour average and corrected to 3% excess oxygen on a dry basis. For S-908, the limit shall be based on a 3 (three) hour average and corrected to 3% excess oxygen.

NOx (ppmvd)	CO (ppmvd)	Unit(s)
10	50	S-908
40		S-973 and S-974
60		S-917, S-919, S-922, S-927, S-934, and S-935
75		S-971 and S-972

- 2) The sum of the maximum firing rates of S-973 and S-974, described in 4B above, shall not exceed 123×10^6 BTU/hr.
 (basis: cumulative increase, offsets)
- 3) For the furnaces listed in 4C above, Permittee/Owner/Operator shall demonstrate by source tests and calculations that, in the aggregate, NO_x emissions do not exceed 160 lb. NO_x per billion BTUs heat input when firing refinery fuel gas at, or as nearly as practicable to the maximum daily firing rates which occurred during the previous 6 months. Such demonstration shall be made annually. If aggregate emissions from these units exceed 160 lb. NO_x per billion BTU heat input, Permittee/Owner/Operator will install additional controls on other units at the Avon Refinery so as to achieve the same amount of control that would be obtained if all of the units listed in 4C did achieve, in the aggregate, an emission rate of 160 lb. NO_x/billion BTU heat input. (basis: cumulative

increase)

- 4) The mass emissions of nitrogen oxides, calculated as NO₂, from furnace S-937 shall not exceed either 1430 pounds per stream day or 1089 pounds per calendar day. (basis: cumulative increase)
- 5) Ammonia emissions slip from SCR unit A-908, abating NO_x emissions from S-908, shall not exceed 20 ppmvd. This limit shall be based on a 3 hour average and corrected to 3% excess oxygen on a dry basis. (basis: BACT)
- 6) For the purpose of determining compliance with the emission limits in this permit, Permittee/Owner/Operator shall ensure that startup and shutdown operations, as defined in condition 1, do not exceed 8 hours in duration, unless the APCO approves in writing specific startup and shutdown times to be used in lieu of the 8 hour period. Specifically, the startup and shutdown periods for the following sources shall be limited to the hours as updated in Application # 2327 and # 2813.

S-908 No. 3 Crude Unit furnace F-8
S-973 No. 3 HDS Unit furnace F-55
S-974 No. 3 HDS Unit furnace F-56
(basis: cumulative increase, offsets)

- 7) Permittee/Owner/Operator shall ensure that the maximum firing rate of S917 does not exceed the 157,680 MMBtu/yr, based on the HHV of each fuel fired, during every 365 consecutive day period:
(basis: cumulative increase)
- 8) Permittee/Owner/Operator shall ensure that the maximum firing rate of S917 does not exceed the 432 MMBtu/day, based on the HHV of each fuel fired, during every 365 consecutive day period:
(basis: cumulative increase)

8. Hydrocarbon Controls.

- 1) All new compressor seals in hydrocarbon service associated with this project shall be vented to a closed gas system, except for two high purity hydrogen make-up compressors at the new No. 3 HDS Unit. The vapors from the seals on the three
 1. existing compressors S-952, S-953, and S-954 shall be collected and vented directly to the compressor inlets, or a closed gas system.

(basis: BACT, cumulative increase)

- 2) Hydrocarbon vapors associated with the existing tank S-57 shall be controlled by venting to the vapor recovery system. Tank S-57 may only store or contain materials which have a vapor pressure of 1.5 psia or less. This condition assures that offsets provided as part of Application No. 27769 are permanent.

(basis: BACT, cumulative increase)

- 3) In the event that No. 4 Gas Plant modifications are not constructed, Permittee/Owner/Operator shall retrofit eight (8) pumps in light hydrocarbon service with double mechanical seals or equivalent. In the event that the Hydrogen Recovery Unit is not completed, Permittee/Owner/Operator shall receive a credit of three (3) lb per calendar day against the total fugitive hydrocarbon emissions as listed in Table E of the Appendix to this Conditional Permit. (basis: cumulative increase)

9. Sulfur Recovery Facilities.

- 1) The Claus Unit at the Sulfur Recovery Facility shall achieve a sulfur removal efficiency that will result in emissions of no more than 4 pounds of SO₂ per ton of sulfur processed. (basis: cumulative increase, offsets)
- 2) In emergency situations where the entire sulfur removal capability of the Sulfur Recovery Facility is not operating, the refinery shall take immediate actions to assure that total SO₂ emissions from both the refinery and the Sulfur Recovery Facility will not exceed 29 tons/stream day. These actions shall include, but need not be limited to, the following.

- i. Condense and store foul water stripper overhead.
- ii. Discontinue burning of coke at No. 6 Boiler.
- iii. Reduce Hydrocracker-HDN feed rate to 12,000 bbl/stream day.
- iv. Discontinue burning of fuel oil, except as required to maintain combustion stability and operating safety of the #5 and #6 boilers.
- v. Reduce feed rate to the Coker and to the FCCU, and use all available de-sulfurized feed-stock at FCCU feed.
- vi. Shut off feed to No. 1, No. 2, and No. 3 HDS Units and "hot sweep" the reactors.
- vii. If any emission monitor for SO₂ is not operating properly, conduct a daily source test for the source in question. Such source tests shall

consist of three continuous 30 minutes measurements, taken at least 30 minutes apart, of the SO₂ concentration and stack gas flow rates. The average of these three measurements shall be used as the basis for establishing SO₂ emissions for purposes of calculation.

- viii. Calculate the emissions of SO₂ from all flares at the refinery, and report same to the District as part of the next monthly report required under 5B above.
- ix. Report this event to the BAAQMD by telephone as soon as possible with due regard to safety, and submit a written follow-up, detailing the specific measures taken by Permittee/Owner/Operator to control SO₂ emissions during the event, as part of the next monthly report required under 5B above.

Measures other than those referred to in i.-vi. above, may be substituted for any of said measures, if Permittee/Owner/Operator can satisfy the Air Pollution Control Officer that total sulfur dioxide emissions from both the refinery and the sulfur recovery facilities will not exceed 29 tons/stream day.
(basis: cumulative increase, offsets)

- 3) When the Sulfur Plant is shutdown and Acid Plant is operating, the refinery will immediately take the following actions to insure the H₂S going to the Sulfur Recovery Facility is within the capacity of the Acid Plant under then-current operating conditions, and will not result in the emissions of more than 23 tons/stream day of SO₂ from both the refinery and the Sulfur Recovery Facility.
 - i. Condense and store sufficient foul water stripper overhead, and/or
 - ii. Reduce feed rate to the Hydrocracker-HDN, and/or
 - iii. Reduce feed rate to the Coker, and/or
 - iv. Reduce feed rate to the No. 1 HDS Unit, and/or
 - v. Reduce feed rate to the No. 2 HDS Unit, and/or
 - vi. Reduce feed rate to the No. 3 HDS Unit.
 - vii. Calculate the emissions of SO₂ from all flares at the refinery, and report same to the District as part of the next monthly report required under 5B above.
 - viii. Report this event to the BAAQMD by telephone, within one (1) working day, and submit a written follow-up, detailing the measures taken to control SO₂ emissions during the event, as part of the next monthly report required under 5B above. Measures other than those referred to in i.-vi. above may be substituted for any of said measures, if Permittee/Owner/Operator can satisfy the Air

Pollution Control Officer that total sulfur dioxide emissions from both the refinery and the sulfur recovery facilities will not exceed 23 tons/stream day.

(basis: cumulative increase, offsets)

10. Access.

1) The APCO or his/her representatives and the U.S. Environmental Protection Agency shall have access to appropriate portions of the refinery and wharf, to conduct source tests or inspections in accordance with Section 1-440 of the District's Rules and Regulations, and the provisions of the Clean Air Act.

2) The APCO or his representatives and the U.S. Environmental Protection Agency shall have the right to inspect and audit all records which are required to be maintained by Section 5 above, and any other records in Permittee/Owner/Operator's possession which will disclose the nature or quantity of emissions from refinery and marine operations. (basis: cumulative increase, offsets, BACT)

11. Enforcement. Violation by Permittee/Owner/Operator of any of the conditions set forth in this Conditional Permit shall subject Permittee/Owner/Operator to enforcement action under Chapter 4 of Part 4 of Division 26 of the California Health and Safety Code, and to enforcement action by the U.S. Environmental Protection Agency pursuant to the Clean Air Act (42 U.S.C. S7401, et seq.). As appropriate, each and every such violation shall be deemed to be a discrete and separate violation with respect to which the District will be entitled to take legal action.

(basis: cumulative increase, offsets, BACT)

12. Miscellaneous.

- 1) No. 1 Isomerization Unit shall be dismantled within ninety (90) days after start-up of the #3 HDS Unit.
- 2) Tanks A-142 and A-319 shall be dismantled within ninety (90) days prior to start-up of the #3 HDS Unit.
- 3) All equipment, facilities, and systems installed or used pursuant to, or to achieve compliance with the terms and conditions of, this Conditional Permit shall at all times be maintained in good working order and be operated with due regard for the goal of complying with the terms and conditions of this permit and with all applicable District regulations.

4) Nothing in these conditions shall be construed to allow the violation of any law or of any rule or regulation of the Bay Area Air Quality Management District, the State of California or the United States Environmental Protection Agency.

5) Any emission reductions which Permittee/Owner/Operator may be required to undertake in accordance with Section 3 above shall not be eligible to be credited as emission reductions against any subsequent projects for purposes of calculating "cumulative increases", nor shall they be eligible to be "banked" in accordance with the District's New Source Review Rule. However, any emission reductions which Permittee/Owner/Operator achieves in accordance with the Rules and Regulations of the District, above and beyond those reductions required pursuant to this Conditional Permit, may be so credited or "banked."

6) In the event of changes in District regulations which will require actual reductions in the amount of emissions from existing sources which would otherwise be allowed under the terms of this Conditional Permit, the annual limits set forth in Section 2 above shall be reduced by the APCO by an amount equivalent to what would be required under any such rule change.

7) The baseline emissions for purposes of the permit analysis of any proposed new or modified units, which may in the future be proposed to be built by Permittee/Owner/Operator within the boundaries of the Avon Refinery, will be the limits set forth in Section 2A above, as may be amended to reflect subsequent revisions to District rules pursuant to Section 12F or subsequent deposits to or withdrawals from the District's emissions bank, rather than actual emissions after the baseline period of 1977-1979 (which was used as the basis for issuance of this permit), if doing so is allowed pursuant to the SIP adopted version Section 604.2 of Regulation 2, Rule 2.

8) In the course of constructing the project covered by this Conditional Permit, Permittee/Owner/Operator shall install no more valves, pumps, flanges, process drains and compressors for this project than are listed in Table E of the Appendix to this Permit, unless the emissions associated therewith are accompanied by intra-source emission reductions on a 1:1 basis. Permittee/Owner/Operator shall

provide written confirmation of compliance with this condition within 90 days after the start-up of the new #3 HDS Unit.

- 9) Permittee/Owner/Operator shall apply for a permit when any tanks presently out of service or presently in exempt service are proposed to be placed in nonexempt service. The emissions from any such tanks shall be calculated and, if applicable, shall be subject to the requirements of G. above.
- 10) Instrument downtime (including, but not limited to, in-stack monitors and other instruments whose readings are used to calculate emissions) caused by malfunction, upset, breakdown, repair, maintenance or failure where such instrument down-time exceeds a continuous 24-hour period shall be handled as follows for purposes of calculating emissions:

Emissions shall be determined by reference to the recorded value for that instrument from the last calendar day (or other relevant period) immediately preceding the day on which the instrument in question became inoperable, for which there was a valid reading, unless the Air Pollution Control Officer determines on the basis of other evidence (such as, but not limited to, the results of source tests conducted during the period in which the instrument is not operating, or changes in operating conditions of the unit in question) that some other value more reasonably reflects the actual emissions during the period in question.

- 11) Emissions in excess of applicable emission limitations resulting from breakdowns, malfunctions or other causes for which a variance, an interim variance, or an emergency variance is granted by the Hearing Board, or for which the Air Pollution Control Officer grants relief in accordance with Section 1-112 of the District's Rules and Regulations, may be excluded by the Hearing Board or Air Pollution Control Officer, as appropriate, from those emission totals which are counted towards compliance with the limits set forth in Section 2 above; provided, however, that this provision shall not excuse Permittee/Owner/Operator from the obligation to report to the District pursuant to 5B above the actual emissions from the emission points covered by this permit during the period covered by any such relief. This part (part K) of this condition is not federally enforceable.
- 12) If Permittee/Owner/Operator can demonstrate by

modeling to the satisfaction of the Air Pollution Control Officer, consistent with the requirements of the SIP adopted version of Regulation 2, Rule 2 and applicable provisions of the federal Code of Regulations, that increased emissions of carbon monoxide from all emission points covered by this permit will not interfere with the attainment or maintenance of all applicable air quality standards for CO within the District, then the various limits for carbon monoxide set forth in Section 2 of this permit shall be adjusted accordingly. (basis: cumulative increase, offsets)

13. Severability. The provisions of this Conditional Permit are intended to be severable, and, if any individual condition or provision hereof is held to be invalid by order of any court of competent jurisdiction, or for any other reason, the remainder of this Conditional Permit shall not be affected thereby.
(basis: cumulative increase, offsets, BACT)

14. Environmental Management Plan.

Sixty days prior to start-up of the No. 2 Hydrogen Plant (S-994), an initial Environmental Management Plan (EMP) shall be submitted to the District for review by the Air Pollution Control Officer. This plan shall specify how Permittee/Owner/Operator will assure that the permitted annual and monthly maximum emission limits set forth in Sections 2A & 2B above will not be exceeded, and also shall describe feasible options for providing emissions reductions which would be required under Section 3 above, if any of the emissions limits of Sections 2A & 2B were exceeded. The options to be described shall include the installation of various types of abatement equipment which would achieve permanent offsets, and the adoption by Permittee/Owner/Operator of various operational limitations and other short-term control measures which would limit emissions. Both long-term and short-term control options shall be discussed. The purpose of this plan is to provide assurance that Permittee/Owner/Operator is capable of taking all reasonable steps to assure that the various limits established by this Conditional Permit will be complied with, and to expedite any installation of abatement equipment if it is ever required.

The EMP shall be updated and resubmitted to the District for review by the APCO, whenever any of the limits set forth in Section 2D above are exceeded, or within 1 year after the most recent EMP submittal, whichever comes first. However, in the event that EMP resubmittal is triggered by an excess of any of the limits of Section 2D, that resubmittal shall also describe in detail the means by which

Permittee/Owner/Operator will assure that the permitted annual emissions limit of Section 2A will not be exceeded for that calendar year, and shall describe in detail specific control techniques available, and the sources to which they would be most applicable, in the event that permanent offsets were needed. To the extent that any EMP submittal contains confidential information, such information shall be afforded the protection provided by applicable laws, rules and regulations.

Once the APCO has reviewed an EMP submittal, the District staff's comments and recommendations on it shall be forwarded to Permittee/Owner/Operator as expeditiously as practicable. Within 30 days after its receipt of such comments and recommendations, Permittee/Owner/Operator shall either (1) revise the EMP to reflect such comments and recommendations; or (2) attach as an Appendix to the EMP all comments and recommendations which Permittee/Owner/Operator did not include in its EMP revision together with a detailed explanation as to why each comment and recommendation was not adopted or included in the EMP itself. (basis: cumulative increase, offsets, BACT)

The following bubble condition will be revised as indicated:

COND# 8077 -----

Application 27769 The No. 3 HDS Unit (1981)

PERMIT NO. 3318 (1991): REFINERY MODERNIZATION PROJECT PERMIT
CONDITIONS NEW PERMIT CONDITIONS FOR PERMIT NO. 3318 Permit

Application 14047: Clarify conditions to allow
owner/operator to shutdown ammonia injection to A-31 SCR
during both startup and shutdown of S-974 (Part A2A).

Application 19300 (December 2008) Added S-904 No. 6 Boiler
House

Application 19647 (February 2009) Consolidate With Condition 4357

Appendices A-D

Hyperlink to Appendix A to go here.

http://www.baaqmd.gov/pmt/title_v/B2758-9/B2758-9_2005-08_reopen_02a.pdf

Hyperlink to Appendix B to go here.

http://www.baaqmd.gov/pmt/title_v/B2758-9/B2758-9_2005-08_reopen_02b.pdf

Hyperlink to Appendix C to go here.

http://www.baaqmd.gov/pmt/title_v/B2758-9/B2758-9_2005-08_reopen_02c.pdf

Hyperlink to Appendix D to go here.

http://www.baaqmd.gov/pmt/title_v/B2758-9/B2758-9_2005-08_reopen_02d.pdf

S57 Tank A-57

S323 Tank A-323

S848 FCCU Merox Unit

S850 No. 3 HDS Unit

S901 No. 7 Boiler

S904 No. 6 Boiler

S904 No. 6 Boiler House

S908 No. 3 Crude Heater (F8)

S909 No. 1 Feed Prep Heater (F9)

S912 No. 1 Feed Prep Heater (F12)

S913 No. 2 Feed Prep Heater (F13)

S915 Platformer Intermediate Heater (F15)

S916 No. 1 HDS Heater (F16)

S917 No. 1 HDS Prefract Reboiler (F17)
S919 No. 2 HDS Depent Reboiler (F19)
S920 No. 2 HDS Charge Heater (F20)
S921 No. 2 HDS Charge Heater (F21)
S928 HDN Reactor A Heater (F28)
S929 HDN Reactor B Heater (F29)
S930 HDN Reactor C Heater (F30)
S931 Hydrocracker Reactor 1 Heater (F31)
S932 Hydrocracker Reactor 2 Heater (F32)
S933 Hydrocracker Reactor 3 Heater (F33)
S934 Hydrocracker Stabilizer Reboiler (F34)
S935 Hydrocracker Splitter Reboiler (F35)
S937 Hydrogen Plant Heater (F37)
S951 No. 2 Reformer Aux Reheater (F51)
S952 Internal Combustion Engine
S953 Internal Combustion Engine
S954 Internal Combustion Engine
S955 Internal Combustion Engine
S956 Internal Combustion Engine
S957 Internal Combustion Engine
S958 Internal Combustion Engine
S959 Internal Combustion Engine
S960 Internal Combustion Engine
S963 Gas Turbine 177
S971 No. 3 Reformer UOP Furnace (F53)
S972 No. 3 Reformer Debutanizer Reboiler (F54)
S973 No. 3 HDS Recycle Gas Heater (F55)
S974 No. 3 HDS Fract Feed Heater (F56)
S1009 Alkylation Unit

~~PERMIT NO. 3318: REFINERY MODERNIZATION PROJECT PERMIT~~
~~CONDITIONS NEW PERMIT CONDITIONS FOR PERMIT NO. 3318 Permit~~

~~Application 14047: Clarify conditions to allow~~
~~owner/operator to shutdown ammonia injection to A-31 SCR~~
~~during both startup and shutdown of S-974 (Part A2A).~~

~~Application 19300 (December 2008) Added S-904 No. 6 Boiler~~
~~House~~

A2A. For S-974, the total start-up or shutdown period during which S-974 may be operated without ammonia injection at A-31, No. 3 HDS Selective Catalytic Reduction Unit, shall not exceed 72 hours per start-up or shutdown. For S-974, the total combined start-up and shutdown time shall not exceed 144 hours during any rolling 12 consecutive month period. During the start up or shutdown period for S-974, NOx emissions from S-974 shall not exceed 146 pounds during any rolling 24 consecutive hour period. During the startup or shutdown period for S-974, NOx emissions from S-973 and S-974 combined (when there is one combined emission point for S-973 and S-974) shall not exceed 146 pounds during any rolling 24 consecutive hour period. For S-974, sum total NOx emissions occurring during start up and shutdown shall not

exceed 876 pounds during any rolling 12 consecutive month period. NOx emissions from S-973 and S-974 combined (when there is one combined emission point for S-973 and S-974) shall not exceed 876 pounds during any rolling 12 consecutive month period. (basis: cumulative increase, offsets)

A2B. Permittee/Owner/Operator shall begin ammonia injection at A-31 as soon as the temperature of the exhaust at the inlet of A-31 reaches 530 degrees Fahrenheit. (basis: cumulative increase, offsets)

A8. Within 60 days of the installation of low NOx burners in Furnace S-908, Permittee/Owner/Operator shall conduct a District- approved source test for NOx and CO emissions on that furnace to determine compliance with Condition-Part No. 6. After the installation of low NOx burners, NOx and CO source tests will be conducted annually on this furnace. (basis: cumulative increase, BACT)

A10. Permittee/Owner/Operator shall ensure that any new valves in volatile hydrocarbon service (i.e. handling material above 0.5 psia true vapor pressure) or ammonia service associated with this project shall be "low-emission" valves. For the purposes of this permit, "low-emission" valves are one of the following: 1) live loaded valves, 2) bellows valves, 3) diaphragm valves, or 4) other valve approved by the APCO, in writing. (basis: cumulative increase)

A11. Permittee/Owner/Operator shall provide the District with the exact number, by unit, of new valves, flanges, pumps, compressors, and relief valves in volatile hydrocarbon service (i.e. handling material above 0.5 psia vapor pressure) prior to the issuance of the permit to operate. (basis: cumulative increase)

A12. Any new pumps in volatile hydrocarbon service (i. e. handling material above 0.5 psia vapor pressure) or ammonia service associated with this project shall have double mechanical seals with a barrier fluid which either: 1) is at a higher pressure than the seal pressure, or 2) is vented to a closed system, or 3) shall install an equivalent sealing system approved by the APCO. (basis: cumulative increase, BACT, offsets)

A13. Permittee/Owner/Operator shall install at least one magnetically-driven pump or equivalent equipment approved by the APCO. (basis: cumulative increase, offsets, BACT)

A14. Permittee/Owner/Operator shall implement an inspection and maintenance program for all pumps, compressors, valves, and flanges associated with this project in accordance with

District Regulations 18, 25, and 28 with the following revisions: a. All accessible pumps, compressors, valves, and flanges shall be subject to quarterly inspection and maintenance criteria; b. The leak limitation shall be 1,000 ppm (expressed as methane) measured above background, 1 cm from the source; c. Within 7 days of detection, all leaks shall be repaired or minimized in accordance with the above referenced Regulations.

(basis: Regulation 8-18, Regulation 8-25, Regulation 8-28)

A16. For the purposes of these permit conditions, all source testing and monitoring requirements will be subject to the following general provisions: a. At least two weeks prior to testing, Permittee/Owner/Operator shall contact the District's Source Test Section, in writing, to provide notification of the testing procedure, date and time, and to obtain details on source testing requirements. Source test procedures are subject to approval of the APCO. b. Prior to commencement of construction, Permittee/Owner/Operator shall submit plans and specifications for the Continuous Emission Monitor (CEM) to the District's Source Test Section and obtain approval. c. Prior to commencement of construction, Permittee/Owner/Operator shall submit plans showing the details of sampling facilities to the District's Source Test Section and obtain approval. (basis: MOP Volume IV)

A17. The mitigation measures in the Mitigation Monitoring Program for which the District is listed as the Responsible Entity are considered to be permit conditions for Permittee/Owner/Operator for the purposes of this Authority to Construct. These mitigation measures are specified in the Mitigated Negative Declaration adopted by the District on December 16, 1991.

(basis: cumulative increase, offsets)

~~MODIFIED PERMIT CONDITIONS FROM PERMIT NO. 22769 (THE NO. 3
HDS PERMIT) ADOPTED HERE FOR THIS PERMIT NO. 3318:~~

B1. Definitions.

~~a.1.~~ "Permitted annual emissions" shall mean the allowable emissions for a calendar year authorized by these conditions.

b. "Total annual emissions" shall mean the actual emissions which occur in any calendar year.

c. ~~"S~~Total monthly emissions" shall mean the actual emissions which occur in any calendar month.

d. "Calendar day" (CD) of "calendar day basis" shall mean an average value determined by dividing the yearly total

by 365.

- e. "Stream day" (SD) or "stream day basis" shall mean the total value occurring on any one 24-hour day, from midnight to midnight, and is the actual daily rate.
- f. "Calendar month" shall mean any month of the year measured from 12:01 A.M. on the first day of that month to midnight on the last day of that month.
- g. "Calendar year" or "year" shall mean the year measured from 12:01 A.M., January 1 to midnight, December 31.
- h. "permitted Monthly Maximum Emissions" shall mean the maximum allowable emissions for any calendar month authorized by these conditions.
- i. "Permitted Monthly Compensatory Emissions" shall mean the allowable emissions in a calendar month before compensatory emission reductions are required.
- j. "Startup" shall mean that period of time during which the piece of equipment in question is put into normal operation from an inactive status by following a prescribed series of separate steps or operations, not to exceed 8 hours. Permittee/Owner/Operator may develop and present specific alternate startup times for certain units. If approved by the APCO, these specific startup times will be used in place of the standard 8 hour time period for the given units.
- k. "Shutdown" shall mean that period of time during which the piece of equipment in question is taken out of service from a normal operating mode to an inactive status following a prescribed series of separate steps of operations, not to exceed 8 hours. Permittee/Owner/Operator may develop and present specific alternate shutdown times for certain units. If approved by the APCO, these specific shutdown times will be used in place of the standard 8 hour time period for the given units.
- l. "Light hydrocarbon service" shall mean the handling or service of liquid or gas-liquid streams with a true vapor pressure greater than 0.5 psia. (basis: definitions)

B2. Emissions. The specific emission points covered by the various limitations listed in [B2A-B2D](#) below are set forth in Table A of the Appendix to these Conditions.

aA. Listed

below are the permitted annual emission limits for the emission points covered by this permit. If the permitted annual emission limit for any pollutant is exceeded, the applicable provisions of Section B3A shall apply.

Particulates	443 tons/year
Hydrocarbons	221.796 tons/year*
NOx	3182-2867.7 tons/year**
S02	4580 tons/year
CO	573551 tons/year***

~~To be reduced by 27.8 tons/yr as of July 1, 1991, in accordance with the requirements of Regulation 8, Rule 46 (Marine Lightering). To be reduced by 1.65 tons/yr upon startup of the No. 2 Hydrogen Plant.~~

~~** To be reduced by 58.2 tons/yr upon startup of the No. 2 Hydrogen Plant.~~

~~*** To be increased by 22 tons/yr upon startup of the No. 2 Hydrogen Plant.~~

(basis: cumulative increase)

Bb. Listed below are the permitted monthly maximum emission limits for the emission points covered by this permit. If the permitted monthly maximum emission limit for any pollutant is exceeded, the applicable provisions of Section B3B shall apply.

Particulates	46 tons/month
Hydrocarbons	77 tons/month
NOx	339.6746 tons/month*
S02	684 tons/month
CO	5754.9 tons/month**

~~To be reduced by 6.33 tons/mo upon startup of the No. 2 Hydrogen Plant.~~

~~** To be increased by 2.2 tons/yr upon startup of the No. 2 Hydrogen Plant.~~

(basis: cumulative increase)

Cc. Listed below are the permitted monthly compensatory emission limits applicable to the emission points covered by this permit and Permittee/Owner/Operator shall ensure that the emission limits are met. If the permitted monthly compensatory emission limit for any pollutant is exceeded, the applicable provisions of Section B3C shall apply.

Particulates	42 tons/month
CO	49.1 tons/month

(basis: cumulative increase, BACT, offsets)

dD. If, at the

end of any calendar month, the total emissions accumulated so far in that calendar year exceed the permitted annual emissions prorated to the number of months elapsed so far that year plus the amounts set forth below, the informational requirements of Section B3D shall apply.

Particulates	9 tons
Hydrocarbons	35 tons

NOx 69 tons
SO2 258 tons
CO 8.1 tons
(basis: cumulative increase, offsets)

~~eE.~~ The limits set forth in B2A & B2B above are legal limits which must not be exceeded. Accordingly, in the event that any such limit ever is exceeded, Permittee/Owner/Operator will be immediately subject to the applicable sanctions in Section B3 below.
(basis: cumulative increase, offsets)

B3. Emission Reductions. The following conditions will apply as appropriate, when any of the various permitted emission limits set forth in Section B2 above are exceeded.

Aa. If any of the permitted annual emission limits of B2 are exceeded, the following conditions shall apply:

~~i.1)~~ Permittee/Owner/Operator shall install and maintain on a permanent basis abatement equipment as specified in the Environmental Management Plan (or such other abatement measures approved by the Air Pollution Control Officer which will achieve equivalent emission reductions), to control emissions of the pollutant of concern so as to offset the excess at a ratio of 2:1 (i. e. for every ton per year by which the applicable limit is exceeded, the hardware to be installed or other measures to be taken shall achieve a permanent emission reduction of 2 tons per year). The limits in Condition B2A will be reduced accordingly;

~~ii.2)~~ Permittee/Owner/Operator shall not process more than 108,000 barrels of crude oil per stream day or more than 97,000 barrels of crude oil per day averaged over any one calendar month until the emission reductions required under subsection

B3A.i. are achieved; and

~~iii.3)~~ the permitted annual emissions limit for the pollutant of concern shall be reduced by the amount by which said limit was exceeded on a prorated calendar monthly basis, until the emission reductions required under subsection B3A.i. above are achieved.

(basis: cumulative increase, offsets, bubble)

Bb. If any of the permitted monthly maximum emission limits of B2B are exceeded, the following conditions shall apply:

i. The excess shall be charged against the permitted annual limit in B2A above which is applicable to that pollutant by twice the amount by which the limit in B2B is exceeded; provided, however, that if such monthly excess occurs during December, then, to the extent that such excess cannot be charged as provided above without causing the annual limit to be exceeded, it will be charged once against the current calendar year and once against the following calendar year;

ii. Permittee/Owner/Operator shall either (a) install and maintain on a permanent basis abatement equipment or take measures which will achieve equivalent emission reductions as specified in the Environmental Management Plan to control emissions of the pollutant of concern so as to offset the excess at a ratio of 2:1 (i. e. for every ton per month by which the applicable limit is exceeded, the hardware to be installed or other measures to be taken shall achieve a permanent emission reduction of 2 tons per month); or (b) take such other abatement measures approved by the Air Pollution Control Officer which will prevent a recurrence of the type of incident which caused the excess; and

iii. Permittee/Owner/Operator shall not process more than 108,000 barrels of crude oil per stream day or more than 97,000 barrels of crude oil per day averaged over any one calendar month until the emission reductions or other measures required under subsection B3B.ii. above are achieved. (basis: cumulative increase, offsets)

~~C.e.~~ If any of the permitted monthly compensatory emission limits of B2C are exceeded, then the excess shall be charged against the permitted annual limit in B2A above which is applicable to that pollutant by twice the amount by which the limit in B2C is exceeded; provided, however, that if such monthly excess occurs during December, then, to the extent that such excess cannot be charged as provided above, without causing the annual limit to be exceeded, it will be charged once against the current calendar year and once against the following calendar year. However, this provision shall only apply when the sanctions set forth in subsection B3B above are not triggered.
(basis: cumulative increase, offsets)

~~D.f.~~ If any of the limits of B2D are exceeded, Permittee/Owner/Operator shall submit to the District within

30 days of the end of that calendar month a revised Environmental Management Plan in accordance with Section B14 below, which shall indicate the steps to be taken to assure that the permitted annual emission limits in B2A will be met for that calendar year.

(basis: cumulative increase, offsets)

Ee. Reductions of hydrocarbon may be used to offset increases NOx at a ratio of 1:1, provided that Permittee/Owner/Operator demonstrates to the satisfaction of the Air Pollution Control Officer that the increased NOx emissions will not cause or contribute to an excess of any ambient air quality standard for NO2 at the point of maximum ground level impact, as defined in Section 2-2-206 of the District's Rules and Regulations.

(basis: cumulative increase, offsets)

Ef. In the event that Permittee/Owner/Operator installs abatement equipment to achieve 2:1 offsets on a permanent basis (or takes measures which will achieve equivalent permanent emission reductions) pursuant to subsection B3B.-ii.(a) above, any such emission reductions will be credited towards emission reductions which may be required under subsection B3A.i. above for that same calendar year, provided the generation of offsets complies with applicable requirements of the SIP adopted version of Regulation 2, Rule 2. (basis: cumulative increase, offsets)

B4. Monitoring. The following monitoring instruments listed shall be installed, calibrated, maintained and operated by Permittee/Owner/Operator:

A. An instrument to continuously monitor and record the H2S concentrations in fuel gas. being fed to the following new or modified units, which will be required to comply with the New Source Performance Standard for the burning of fuel gas (0.23 grams of H2S/dry standard m3 on a 3-hour average basis):

No. 3 HDS Recycle Gas Heater,
S-973 No. 3 HDS Fractionator
Feed Heater,
S-974 Nos. 51, 53,
and 54 Furnaces (S-951, S-971, and S-972, respectively)
(basis: NSPS)

B. An instrument to continuously monitor nitrogen oxide emissions and oxygen concentration in the flue gas from the following units:

No. 3 HDS Recycle Gas Heater, S-973
No. 3 HDS Fractionator
Feed Heater, S-974

No. 2 H2

Plant Reforming Furnace, S-1031

No. 2 H2 Plant NH3

Dissociation Furnace, S-1032

No. 3 Crude Unit, No. 8

Furnace, S-908

Hydrocracker Stabilizer Reboiler (F34), S-934

Hydrocracker Splitter Reboiler (F35), S-935

No. 5 Gas Plant Debutanizer Reboiler (F22), S-922

(basis: cumulative increase, offsets)

C. An instrument to continuously or sequentially monitor stack oxygen concentrations on each of, and an instrument to monitor fuel usage by, the following units:

#3 Crude Unit - Furnace #8, S-908,

#1 Feed Prep. - Furnace #9, S-909,

#4 Gas Plant - Furnace #10, S-910,

#1 Feed Prep. - Furnace #12, S-912,

#2 Feed Prep. - Furnace #13, S-913,

#1 HDS - #16 Heater, S-916,

#1 HDS - #17 Prefractionator Reboiler, S-917,

#2 HDS - Depentanizer Reboiler, #19 Furnace, S-919,

#2 HDS - #20 Charge Heater, S-920,

#2 HDS - #21 Charge Heater, S-921,

HDN Reactor - #28 Furnace, S-928,

HDN Reactor - #29 Furnace, S-929,

HDN Reactor - #30 Furnace, S-930,

Hydrocracker - #31 Furnace, S-931,

Hydrocracker - #32 Furnace, S-932,

Hydrocracker - #33 Furnace, S-933,

Hydrocracker - #34 Furnace, S-934,

Hydrocracker - #35 Furnace, S-935,

Hydrogen Plant, Steam Reformer, #37 Furnace, S-937

(basis: cumulative increase, offsets)

To the extent that it is technologically feasible to do so, all of the required stack oxygen concentration monitors shall be equipped with oxygen analyzer controlled by feedback systems set at oxygen levels which will yield the minimum amount of nitrogen oxides while still achieving complete combustion. If such feedback

systems are not feasible for any of these units, Permittee/Owner/Operator shall substitute alternative controls to be approved by the Air Pollution Control Officer, which will achieve the levels of NOx control equivalent to those specified in B7C below. (basis:

cumulative increase, offsets)

D. All other instruments listed on Table D of the Appendix to these Conditions, which are not specifically referred to in B4A-B4C above. (basis: cumulative increase, offsets)

B5. Reporting and Record Keeping. The following conditions

will document Permittee's/Owner's/Operator's emissions on a monthly basis, in addition to satisfying the requirements of Regulation 10- 1-402 of District regulations. **These reporting requirements do not eliminate the need to comply with any other District reporting and record keeping requirements.**

A. Permittee/Owner/Operator shall maintain a file containing all measurements, records, charts and other data which are required to be collected pursuant to the various provisions of this conditional permit, as well as all other data and calculations necessary to determine actual emissions from all emission points covered by this permit.

This file, which may contain confidential or proprietary data, shall ~~which may~~ include, but not be limited to:

the data collected from all in-stack monitoring instruments, the records on fuel input rates and relevant records of crude oil and other hydrocarbons processed. Estimates of emissions from all units covered by this permit which are included under the limits set forth in Section 2 above shall be calculated in accordance with Tables B & C of the Appendix to these Conditions. This material shall be kept available for District inspection for a period of at least 5 years following the date on which such measurements, records or data are made or recorded. (basis: cumulative increase, offsets)

B. Permittee/Owner/Operator shall make a monthly report to the District, within 30 days after the end of each month, which shall specify the emissions from all operations covered by this permit during the previous month, and shall state in detail the basis therefore. The reporting format for such reports shall be structured so as to enable the Air Pollution Control Officer to readily determine compliance with the provisions of this Conditional Permit, and shall be subject to the approval of the APCO. Any computer programs utilized by Permittee/Owner/Operator to calculate emissions from any operations covered by this permit shall also be subject to the approval of the APCO. (basis: cumulative increase, offsets)

C. Permittee/Owner/Operator shall conduct monthly audits of all emission and fuel rate monitoring systems required under Section B4 above to insure that instrument accuracy is maintained.

Permittee/Owner/Operator shall promptly repair all malfunctioning systems and replace any system that has a chronic problem. A record of the results of all such audits shall be maintained as part of the file required under B5A. above.

(basis: cumulative increase, offsets)

B6. Process Unit Design.

A. The design feed rate to the Ammonia Recovery Plant shall be at least 75 tons/day.
(basis: cumulative increase)

B. The following process unit design rates reflect the design and specifications outlined in the Permit application and were used to calculate allowable emissions from the modified Refinery:

UNIT	DESIGN PROCESS RATE
#3 HDS Unit, S-850	70,000 barrels/stream day
Merox Unit, S-848	55,000 barrels/stream day

(basis: cumulative increase, offsets)

These units shall be designed and built in accordance with the above specifications, and total annual emissions caused by these units shall not exceed the amount that would be produced if the unit were operated at no more than the above design process rates.

(basis: cumulative increase, offsets)

C. The No. 3 HDS Unit (S-850) shall not process more than 70,000 barrels per stream day.
(basis: cumulative increase, offsets)

D. The FCCU Mercox Unit (S-848) shall not process more than 55,000 barrels per stream day.
(basis: cumulative increase, offsets)

B7. Combustion Controls.

~~A. Except during start ups and shutdowns, the nitrogen oxides in the flue gases from the first two units listed in B4B above (S-973 and 974) shall not exceed 40 ppm as NO₂ corrected to 3% oxygen averaged over any 8 hour period.~~

Except during periods of startup or shutdown, emissions of nitrogen oxides (calculated as NO₂) and carbon monoxide shall not exceed the following limits.

NO _x (ppmvd)	CO (ppmvd)	Unit(s)
10	50	S-908
40		S-973 and S-974
60		S-917, S-919, S-922, S-927, S-934 & S-935
75		S-971 and S-972

Except for S-908, these limits shall be based on an 8 hour average and corrected to 3% excess oxygen on a dry basis. For S-908, the limit shall be based on a 3 (three) hour average and corrected to 3% excess oxygen.

(basis: cumulative increase, offsets, BACT)

B. The sum of the maximum firing rates of the first two units listed in B4B above (S-973 and 974) shall not exceed 123 x 106 BTU/hr. (basis: cumulative increase, offsets)

C. For the furnaces listed in B4C above, Permittee/Owner/Operator shall demonstrate by source tests and calculations that, in the aggregate, NOx emissions do not exceed 160 lb. NOx per billion BTUs heat input when firing refinery fuel gas at, or as nearly as practicable to the maximum daily firing rates which occurred during the previous 6 months. Such demonstration shall be made ~~at least 90 days prior to startup of the No. 3 HDS Unit and~~ annually thereafter. If aggregate emissions from these units exceed 160 lb. NOx per billion BTU heat input, Permittee/Owner/Operator will install additional controls on other units at the Avon Refinery so as to achieve the same amount of control that would be obtained if all of the units listed in B4C did achieve, in the aggregate, an emission rate of 160 lb. NOx/billion BTU heat input. (basis: cumulative increase, offsets)

D. For the furnaces deleted from B4C above, namely sources 908, 917, 919, 934, 935, and 937, Permittee/Owner/Operator shall demonstrate by source test that NOx and CO emissions do not exceed 60 ppmvd and 50 ppmv, at 3% oxygen, averaged over 8 hours, respectively, when firing refinery fuel gas at, or as nearly as practicable to the maximum daily firing rates which occurred during the previous 6 months. Such demonstration shall be made annually. The CO source test requirement shall not apply to S-937. (basis: cumulative increase, offsets)

B8. Hydrocarbon Controls.

A. All new compressor seals in hydrocarbon service associated with this project shall be vented to a closed gas system, except for two high purity hydrogen make-up compressors at the new No. 3 HDS Unit. The vapors from the seals on the three (3) existing compressors S-952, S-953, and S-954 shall be collected and vented directly to the compressor inlets, or a closed gas system.
(basis: cumulative increase, offsets, BACT)

B. All new pumps in light hydrocarbon service associated with this project shall be equipped with double mechanical seals, or Permittee/Owner/Operator shall retrofit other existing pumps with double mechanical seals so as to achieve the same amount of emission reductions that would be obtained by installing such

seals on all of the new pumps referenced above.
(basis: cumulative increase, offsets, BACT)

C. Hydrocarbon vapors associated with the two existing tanks S-57 and S-323 shall be controlled by venting to the vapor recovery system, and tank S- 57 may only store or contain materials which have a vapor pressure of 1.5 psia or less. This condition is in place to assure that offsets provided as part of Application No. 27769 are permanent. S-323 was modified via 2004 Application 10667. See Condition 13605.

(basis: cumulative increase, offsets, BACT)

D. In the event that No. 4 Gas Plant modifications are not constructed, Permittee/Owner/Operator shall retrofit eight (8) pumps in light hydrocarbon service with double mechanical seals or equivalent. In the event that the hydrogen recovery unit is not completed, Permittee/Owner/Operator shall receive a credit of three (3) lb per calendar day against the total fugitive hydrocarbon emissions as listed in Table E of the Appendix to this Conditional Permit. (basis: cumulative increase, offsets)

B9. Sulfur Recovery Facilities.

A. Within 48 months of the issuance of the Authority to Construct upon which this Conditional Permit is based, the Clause unit at the sulfur Recovery facility shall be in final compliance with the substantive requirements of Section 9-1-305.4 of the District's Rules and Regulations, which will require such unit to achieve a sulfur removal efficiency that will result in emission of no more than 4 pounds of SO₂ per ton of sulfur processed. This limitation shall be achieved by means of the installation at the Clause unit of a new tail gas unit with a minimum capacity adequate to achieve this degree of control. In the event that the Authority to Construct upon which this Conditional Permit is based is challenged or appealed before the District's Hearing Board or before any court of competent jurisdiction, the deadline for final compliance set forth hereinabove will be extended until 48 months after the final judicial or quasi-judicial resolution of any such challenge or appeal; but, in no such event shall such deadline be extended beyond January 1, 1989.

B. In emergency situations where the entire sulfur removal capability of the sulfur recovery facility is not operating, the refinery shall take immediate actions to assure that total SO₂ emissions from both the refinery and the sulfur recovery facility will not exceed 29

tons/stream day. These actions shall include, not need not be limited to, the following:

- i. Condense and store foul water stripper overhead.
- ii. Discontinue burning of coke at No. 6 Boiler.
- iii. Reduce Hydrocracker-HDN feed rate to 12,000 bbl/stream day.
- iv. Discontinue burning of fuel oil, except as required to maintain combustion stability and operating safety of the No. 5 and No. 6 Boilers.
- v. Reduce feed rate to the Coker and to the FCCU, and use all available de-sulfurized feed-stock as FCCU feed.
- vi. Shut off feed to No. 1, No. 2, and No. 3 HDS Units and "hot sweep" the reactors.
- vii. If any emission monitor for SO₂ is not operating properly, conduct a daily source test for the source in question. Such source tests shall consist of three continuous 30 minute measurements, taken at least 30 minutes apart, of the SO₂ concentration and stack gas flow rates. The average of these three measurements shall be used as the basis for establishing SO₂ emissions for purposes of calculation.
- viii. Calculate the emissions of SO₂ from all flares at the refinery, and report same to the District as part of the next monthly report required under 5B above.
- ix. Report this event to the BAAQMD by telephone as soon as possible with due regard to safety, and submit a written follow-up, detailing the specific measures taken by Permittee/Owner/Operator to control SO₂ emissions during the event, as part of the next monthly report required under 5B above. Measures other than those referred to in i.-vi. above, may be substituted for any of said measures, if Permittee/Owner/Operator can satisfy the Air Pollution Control Officer that total sulfur dioxide emissions from both the refinery and the sulfur recovery facilities will not exceed 29 tons/stream day.

(basis: cumulative increase, offsets)

C. When the Sulfur Plant is shutdown and Acid Plant is operating, the refinery will immediately take the following actions to insure the H₂S going to the sulfur recovery facility is within the capacity of the Acid Plant under then-current operating conditions, and will not result in the emissions or more than 23 tons/stream day of SO₂ from both the refinery and the sulfur recovery facility.

- i. Condense and store sufficient foul water

- stripper overhead, and/or
 - ii. Reduce feed rate to the Hydrocracker-HDN, and/or
 - iii. Reduce feed rate to the Coker, and/or
 - iv. Reduce feed rate to the No. 1 HDS Unit, and/or
 - v. Reduce feed rate to the No. 2 HDS Unit, and/or
 - vi. Reduce feed rate to the No. 3 HDS Unit.
 - vii. Calculate the emissions of SO₂ from all flares at the refinery, and report same to the District as part of the next monthly report required under 5B above.
 - viii. Report this event to the BAAQMD by telephone, within one (1) working day, and submit a written follow up, detailing the measures taken to control SO₂ emissions during the event, as part of the next monthly report required under 5B above.
- Measures other than those referred to in i.-vi. above may be substituted for any of said measures, if Permittee/Owner/Operator can satisfy the Air Pollution Control Officer that total sulfur dioxide emissions from both the refinery and the sulfur recovery facilities will not exceed 23 tons/stream day.
(basis: cumulative increase, offsets)

B10. Access.

- A. The APCO or his representatives and the U. S. Environmental Protection Agency shall have access to appropriate portions of the refinery and wharf, to conduct source tests or inspections in accordance with Section 1-440 of the District's Rules and Regulations, and the provisions of the Clean Air Act.
- B. The APCO or his representatives and the U. S. Environmental Protection Agency shall have the right to inspect and audit all records which are required to be maintained by Section 5 above, and any other records in Permittee's/Owner's/Operator's possession which will disclose the nature of quantity of emissions from refinery and marine operations. (basis: cumulative increase, offsets)

B11. Enforcement.

Violation by Permittee/Owner/Operator of any of the conditions set forth in this Conditional Permit shall subject Permittee/Owner/Operator to enforcement action under Chapter 4 of Part 4 of Division 26 of the California Health and Safety Code, and to enforcement action by the U. S. Environmental Protection Agency pursuant to the Clean Air

Act (42 U.S.C. 7401, et seq.) As appropriate, each and every such violation shall be deemed to be a discrete and separate violation with respect to which the District will be entitled to take legal action.

(basis: cumulative increase, offsets)

B12. Miscellaneous.

- A. No. 1 Isomerization Unit shall be dismantled within ninety (90) days after start-up of the No. 3 HDS Unit.
- B. Tanks A-142 and A-319 shall be dismantled within ninety (90) days prior to start-up of the NO. 3 HDS Unit.
- C. All equipment, facilities, and systems installed or used pursuant to, or to achieve compliance with the terms and conditions of, this Conditional Permit shall at all times be maintained in good working order and be operated with due regard for the goal of complying with the terms and conditions of this permit and with all applicable District regulations.
- D. Nothing in these conditions shall be construed to allow the violation of any law or of any rule or regulation of the Bay Area Air Quality Management District, the State of California or the United States Environmental Protection Agency.
- E. Any emission reductions which Permittee/Owner/Operator may be required to undertake in accordance with Section 3 above shall not be eligible to be credited as emission reductions against any subsequent projects for purposes of calculating "cumulative increases", nor shall they be eligible to be "banked" in accordance with the District's New Source Review Rule. However, any emission reductions which Permittee/Owner/Operator achieves in accordance with the Rules and Regulations of the District, above and beyond those reductions required pursuant to this Conditional Permit, may be so credited or "banked".
- F. In the event of changes in District regulations which will require actual reductions in the amount of emissions from existing sources which would otherwise be allowed under the terms of this Conditional Permit, the annual limits set forth in Section 2 above shall be reduced by the APCO by an amount equivalent to what would be required under any such rule change.
- G. The baseline emissions for purposes of the permit analysis of any proposed new or modified units, which may in the future be proposed to be built by Permittee/Owner/Operator within the boundaries of the Avon Refinery, will be the limits set forth in Section 2A above, as may be amended to reflect subsequent

revisions to District rules pursuant to Section 12F or subsequent deposits to or withdrawals from the District's emissions bank, rather than actual emissions after the baseline period of 1977-1979 (which was used as the basis for issuance of this permit), if doing so is allowed pursuant to the SIP adopted version Section 604.2 of Regulation 2, Rule 2.

H. In the course of constructing the project covered by this Conditional Permit, Permittee/Owner/Operator shall install no more valves, pumps, flanges, process drains and compressors for this project than are listed in Table E of the Appendix to this Permit, unless the emissions associated therewith are accompanied by intra-source emission reductions on a 1:1 basis. Permittee/Owner/Operator shall provide written confirmation of compliance with this condition within 90 days after the start-up of the new No. 3 HDS Unit.

I. Permittee/Owner/Operator shall apply for a permit when any tanks presently out of service or presently in exempt service are proposed to be placed in nonexempt service. The emissions from any such tanks shall be calculated and, if applicable, shall be subject to the requirements of G. above.

J. Instrument downtime (including, but not limited to, in-stack monitors and other instruments whose readings are used to calculate emissions) caused by malfunction, upset, breakdown, repair, maintenance or failure where such instrument downtime exceeds a continuous 24-hour period shall be handled as follows for purposes of calculating emissions:
Emissions shall be determined by reference to the recorded value for that instrument from the last calendar day (or other relevant period) immediately preceding the day on which the instrument in question became inoperable, for which there was a valid reading, unless the Air Pollution Control Officer determines on the basis of other evidence (such as, but not limited to, the results of source tests conducted during the period in which the instrument is not operating, or changes in operating conditions of the unit in question) that some other value more reasonably reflects the actual emissions during the period in question.

K. Emissions in excess of applicable emission limitations resulting from breakdowns, malfunctions or other causes for which a variance, an interim variance, or an emergency variance is granted by the Hearing Board, or for which the Air Pollution Control Officer grants relief in accordance with Section 1- 112 of the District's Rules and Regulations, may be excluded by the Hearing Board or Air Pollution Control Officer, as

appropriate, from those emission totals which are counted towards compliance with the limits set forth in Section 2 above; provided, however, that this provision shall not excuse Permittee/Owner/Operator from the obligation to report to the District pursuant to 5B above the actual emissions from the emission points covered by this permit during the period covered by any such relief. This part (part K) of this condition is not federally enforceable.

L. If Permittee/Owner/Operator can demonstrate by modelling to the satisfaction of the Air Pollution Control Officer, consistent with the requirements of the SIP adopted version of Regulation 2, Rule 2 and applicable provisions of the federal Code of Regulations, that increased emissions of carbon monoxide from all emission points covered by this permit will not interfere with the attainment or maintenance of all applicable air quality standards for CO within the District, then the various limits for carbon monoxide set forth in Section 2 of this permit shall be adjusted accordingly. (basis: cumulative increase, offsets)

B13. Severability. The provisions of this Conditional Permit are intended to be severable, and, if any individual condition or provision hereof is held to be invalid by order of any court of competent jurisdiction, or for any other reason, the remainder of this Conditional Permit shall not be affected thereby.
(basis: cumulative increase, offsets)

B14. Environmental Management Plan. Sixty days prior to start up of the No. 2 Hydrogen Plant (S-994) HDS Unit, an initial Environmental Management Plan (EMP) shall be submitted to the District for review by the Air Pollution Control Officer.
(basis: cumulative increase, offsets)

This plan shall specify how Permittee/Owner/Operator will assure that the permitted annual and monthly maximum emission limits set forth in Sections 2A and 2B above will not be exceeded, and also shall describe feasible options for providing emissions reductions which would be required under Section 3 above, if any of the emissions limits of Sections 2A and 2B were exceeded. The options to be described shall include the installation of various types of abatement equipment which would achieve permanent offsets, and the adoption by Permittee/Owner/Operator of various operational limitations and other short-term control measures which would limit emissions. Both long-term and short-term control options shall be discussed. The purpose of this plan is to provide assurance that Permittee/Owner/Operator is capable of taking all reasonable

steps to assure that the various limits established by this Conditional Permit will be complied with, and to expedite any installation of abatement equipment if it is ever required.

The EMP shall be updated and resubmitted to the District for review by the APCO, whenever any of the limits set forth in Section 2D above are exceeded, or within 1 year after the most recent EMP submittal, whichever comes first. However, in the event that EMP submittal is triggered by an excess of any of the limits of Section 2D, that resubmittal shall also describe in detail the means by which Permittee/Owner/Operator will assure that the permitted annual emissions limit of Section 2A will not be exceeded for that calendar year, and shall describe in detail specific control techniques available, and the sources to which they would be most applicable, in the event that permanent offsets were needed.

To the extent that any EMP submittal contains confidential information, such information shall be afforded the protection provided by applicable laws, rules and regulations.

Once the APCO has reviewed an EMP submittal, the District staff's comments and recommendations on it shall be forwarded to Permittee/Owner/Operator as expeditiously as practicable. Within 30 days after its receipt of such comments and recommendations, Permittee/Owner/Operator shall either (1) revise the EMP to reflect such comments and recommendations; or (2) attach as an Appendix to the EMP all comments and recommendations which Permittee/Owner/Operator did not include in its EMP revision together with a detailed explanation as to why each comment and recommendation was not adopted or included in the EMP itself. (basis: cumulative increase, offsets)

CHANGES TO PERMIT NO. 548 (THE HYDROCRACKER EXPANSION PROJECT):

C1. The HDN/Hydrocracker (S1007, S1008) feed rate shall not exceed 35,000 barrels per calendar day, or 37,000 barrels per stream day. Permittee/Owner/Operator may submit a permit application to change or remove this condition. (basis: cumulative increase, offsets)

C2. In a District approved log, Permittee/Owner/Operator shall record the throughput of petroleum/VOC feed material to S-1007 in units of barrels per stream day.

The following conditions will be revised as follows:

COND# 11433 -----

Administratively Revised via Application 19647 (February 2009)
Consolidation of Bubble Condition 4357 with Condition 8077

S802 FCCU Fluid Catalytic Cracker

S901 No. 7 Boiler

Permit Condition ID 11433 S-802 and S-901, the
FCCU/CO Boiler Plant:

1. The FCCU/CO Boiler Plant, Sources S-802/S-901, shall be abated at all times of operation by the electrostatic precipitator A-30 operating properly as designed. (basis: cumulative increase, BACT, offsets)
2. Total emissions to the atmosphere from the FCCU/CO Boiler Plant, Sources S-802/S-901, shall not exceed the following limits in any calendar year.

PM/PM10	151.5	ton/year
POC	5.8	ton/year
NOx	354.4	ton/year
SO2	1335.5	ton/year
CO	121.9	ton/year

(basis: cumulative increase, BACT, offsets)
- 2A. The owner/operator shall continuously monitor and record SO2 and NOx emissions. Any new CEMs shall be reviewed and pre-approved the District Source Test Manager. (basis: cumulative increase, BACT)
- 2B. Effective June 1, 2004, the owner/operator shall install a continuous opacity monitor to ensure that the emission is not greater than 20% opacity for a period or periods aggregating more than three minutes in any hour when the boiler is burning CO gas from the FCCU.
3. All new hydrocarbon vapor pressure relief valves associated with this project shall be vented to the refinery flare gas recovery system. (basis: cumulative increase, BACT, offsets)

4. To demonstrate compliance with the emission limits of part 2 above and Condition ID 80774357, part B2, the Owner/Operator shall monitor and calculate all emissions, in lb/day, of NO_x, CO, POC, PM/PM₁₀, and SO₂, associated with the FCCU/CO Boiler Plant, S-802 and S-901, and summarize and report these emissions to the District on a monthly basis, in accordance with the procedures and requirements specified in Condition ID 89774357, part B5. (basis: cumulative increase, BACT, offsets)
5. The Owner/Operator may submit for District review approved source test data to develop new emission factors for CO and precursor organic compounds, POC, to be used as alternatives to the emission factors specified in Permit No. 22769 (the No. 3 HDS Permit), if it can be shown that the new data are more representative of actual emissions. (basis: cumulative increase, offsets)
6. The Owner/Operator shall maintain a District approved file containing all measurements, records, charts, and other data which are required to be collected pursuant to the various provisions of this conditional permit, as well as all other data and calculations necessary to determine the emissions from the emission points covered by this permit, according to the procedures specified in Permittee/Owner/Operator's Permit No. 22769 (the No. 3 HDS Permit). This material shall be kept available for District staff inspection for a period of at least 5 years following the date on which such measurements, records or data are made or recorded. (basis: cumulative increase, offsets, BACT)
7. NO_x concentration emission limits from the FCCU Regenerator shall not exceed 20 ppmvd at 0% O₂, measured as a 365-calendar day rolling average, and 40 ppmvd at 0% O₂, measured as a 7-calendar day rolling average, as determined prior to commingling with other streams. (basis: EPA Consent Decree Paragraph 35)
8. SO₂ concentration emission limits from the

FCCU shall not exceed 25 ppmvd at 0% O₂, measured as a 365-calendar day rolling average, and 50 ppmvd at 0% O₂, measured as a 7-calendar day rolling average.
(basis: EPA Consent Decree Paragraph 82)

9. CO emissions from the FCCU shall not exceed 500 ppmvd at 0% O₂, measured as a one-hour block average. (basis: EPA Consent Decree Paragraph 94, 40 CFR Part 60, Subpart J)
10. Particulate concentration emissions limits from the FCCU shall not exceed 1 pound per 1000 pounds of coke burned (front half only according to Method 5B or 5F, as appropriate), measured as a one-hour average over three performance test runs. (basis: EPA Consent Decree Paragraph 95, 40 CFR Part 60, Subpart J)
11. The NO_x, SO₂, CO, opacity, and particulate limits in parts 7-10, shall not apply during periods of startup, shutdown or malfunction of the FCCU or malfunction of the applicable control equipment, if any. (basis: EPA Consent Decree Paragraphs 102 and 110)
12. FCCU short term limits in parts 7-10 shall not apply during periods of hydrotreater outage, including startup, shutdown or malfunction of the hydrotreater. During hydrotreater outages, startup, shutdown or malfunction, Tesoro shall comply with the FCCU Feed Hydrotreater Outage Plan. (basis: EPA Consent Decree Paragraph 85)

COND# 17322 -----

Condition # 17322

APPLICATION 19418; ~~TOSCO~~-AVON REFINERY; PLANT NO. 14628
Application 19300 (December 2008) Remove S-904 Backup CO
Boiler Service

Administratively Revised via Application 19647 (February 2009)
Consolidation of Bubble Condition 4357 with Condition 8077

Conditions for Industrial Boiler S-904 (No. 6
Boiler):

1. Permittee/Owner/Operator shall ensure that Boiler

S-904 is not fired above its maximum firing rate of 775 MMBTU/hr (HHV) heat input at any time.
(basis: cumulative increase, offsets, toxics)

1a. S-904, boiler #5 shall burn only gaseous fuels.
(basis: cumulative increase)

2. Permittee/Owner/Operator shall ensure that Boiler S-904 is retrofitted with and abated by A-904, in accordance with the District-approved control plan submitted under Regulation 9-10-401.
(basis: Regulation 9-10-401)

3. Deleted. (Fuel flow meter installed)

4. Permittee/Owner/Operator shall ensure that Boiler S-904 is equipped with District-approved, in-stack continuous emission monitoring systems (CEMS) for nitrogen oxides (NO_x), carbon monoxide (CO), and oxygen (O₂) prior to July 1, 2000. The CEMS shall be maintained in good working order in accordance with the District Manual of Procedures, Volume V.
(basis: Regulation 9-10-302, Regulation 9-10-305)

4a. Deleted. (S-904 no longer providing backup CO Boiler service so the requirements of 1-520.6 and 6-1-302 no longer apply.)

5. Permittee/Owner/Operator shall ensure that ammonia stack emissions from Boiler S-904 resulting from the operation of A-904 SCR system shall not exceed 20 ppmv, dry @ 3% O₂.
(basis: toxics)

6. Permittee/Owner/Operator shall ensure that a semiannual source test shall be performed for ammonia, in accordance with the District Manual of Procedures. In addition to the requirements in this regulation, Permittee/Owner/Operator shall ensure that the following procedures are followed:

A. Permittee/Owner/Operator shall submit a source test protocol to the Manager of the District's Source Test Section at least seven (7) days prior to the test, for District approval and to provide District staff the option of observing the testing.

B. Permittee/Owner/Operator shall ensure that source test conditions are representative of the normal operating ranges and conditions of the boiler.

C. Permittee/Owner/Operator shall ensure that within 60 days of test completion, a comprehensive report of the test results shall be submitted to the District's Director of Enforcement.

D. Deleted. (Initial source test completed. Semiannual

ammonia source test now included in part 6.)

7. Deleted. (Redundant with Regulation 9-10-504.1)

8. Deleted. (S-904 included in bubble condition 8077. Added via application 19300.)

CONDITIONS FOR FURNACES S-916 AND S-921:

9. Permittee/Owner/Operator shall ensure that Furnace S-916 and Furnace S-921 are not fired above the indicated maximum firing rate (HHV) at any time, heat input basis:

S-916	55 MMBTU/hr
S-921	63 MMBTU/hr

(basis: cumulative increase, offsets, toxics)

10. Permittee/Owner/Operator shall ensure that Furnace S-916 and Furnace S-921 are modified by the installation of low NOx burners for the Refinery to achieve compliance with the facility-wide NOx limit of Regulation 9-10-302, 0.033 lb NOx/MMBTU, and source specific CO limit of Regulation 9-10-305, 400 ppmvd @ 3% O₂, in accordance with the District-approved control plan submitted under Regulation 9-10-401.

(basis: Regulation 9-10-302, Regulation 9-10-305, Regulation 9-10-401)

11. Furnaces S-916 and S-921 shall each be operated with a dedicated fuel flow meter in each fuel line in accordance with Regulation 9-10-502.2. Each flow meter shall be in operation prior to the performance of the initial source test described in Condition No. 4, and maintained in good working order.

(basis: Regulation 9-10.502.2)

12. Permittee/Owner/Operator shall ensure that after S-916 and S-921 are modified an initial set of source tests for NOx and CO shall be performed on each furnace, S-916 and S-921, in accordance with Regulation 9-10-501. In addition to the requirements in Regulation 9-10, Permittee/Owner/Operator shall ensure that the following procedures are followed:

A. Permittee/Owner/Operator shall submit a source test protocol to the Manager of the District's Source Test Section at least seven (7) days prior to the test, for District approval and to provide District staff the option of observing the testing.

B. Permittee/Owner/Operator shall ensure that source test conditions encompass the normal operating ranges and conditions of each furnace.

C. Permittee/Owner/Operator shall ensure that within 45 days of test completion, a comprehensive report of

the test results shall be submitted to the District's Director of Enforcement.

D. Permittee/Owner/Operator shall ensure that these source tests are repeated on a semi-annual basis.

13. Permittee/Owner/Operator shall satisfy the requirement to monitor NO_x, CO, and O₂ pursuant to Regulation 9-10-502 for S-916 and S-921 through the performance of the initial and periodic source tests described in Part 12. The frequency of the periodic source testing may be adjusted by the District to maintain compliance verification with the NO_x standard of Regulation 9-10-302 and the CO standard of Regulation 9-10-305, and the consistency with the District-approved control plan submitted under Regulation 9-10-401.

14. In a District approved log, Permittee/Owner/Operator shall record and retain hourly records of the type and amount of each fuel burned at each furnace in addition to all emission source test data that is generated pursuant to these conditions. The District approved log shall be maintained for at least 5 years from date of entry and shall be made available to District staff upon request.

~~15. Permittee/Owner/Operator shall ensure that Furnace S 916 and Furnace S 921 are operated in compliance with the Refinery Cap Permit No. 27769, Condition ID No. 4357 Deleted. Redundant with Condition 8077, Part B2.~~

COND# 18539 -----

Administratively Revised via Application 19647 (February 2009)
Consolidation of Bubble Condition 4357 with Condition 8077

S-908 Furnace F8; No. 3 Crude Heater, Alco, Maximum Firing Rate: 220 MMBtu/hr, Refinery Fuel Gas, Natural Gas abated by A-908 Selective Catalytic Reduction System

S-1470 Furnace F-71; No. 3 Crude Vacuum Distillation Column Feed Heater, Maximum Firing Rate: 30 MMBtu/hr with low NO_x burners and abated by A-908 Selective Catalytic Reduction System

1. Permittee/Owner/Operator shall ensure that S-1470 is fired exclusively on natural gas or refinery fuel gas. (basis: cumulative increase, toxics)
2. Permittee/Owner/Operator shall ensure that S-1470 is not be operated unless it is equipped with a District

approved, fuel flow meter that measures the volume of fuel throughput to S-1470 in units of standard cubic feet.

(basis: cumulative increase)

- 3A. Permittee/Owner/Operator shall ensure that no refinery fuel gas is fired at S-1470 until a District approved calorimeter is installed and operating at S-1470. Until the District approved calorimeter is installed and operating at S-1470, natural gas shall be the only fuel fired at S-1470. Until the instance when a fuel other than only natural gas is first fired at S-1470, there is no requirement for the Permittee/Owner/Operator to sample the natural gas fired at S-1470 to determine its BTU content.

(basis: BACT, cumulative increase, offsets, toxics)

- 3B. Permittee/Owner/Operator shall ensure that once refinery fuel gas is first fired at S-1470 and thereafter, all gaseous fuel fired at S-1470 shall be analyzed using a District approved calorimeter and the results of the analyses shall be recorded using a District approved data logging system. At least 4 times each hour, the calorimeter and data logging system shall measure and record the heating value of the gaseous fuel fired at S-1470 in British thermal units per standard cubic foot of fuel.

(basis: BACT, cumulative increase, offsets, toxics)

4. Permittee/Owner/Operator shall ensure that the total reduced sulfur content of gaseous fuel fired at S-1470 does not exceed 35 ppmv, based on a rolling 365 day average.

(basis: cumulative increase, BACT, offsets)

5. Permittee/Owner/Operator shall ensure that the total reduced sulfur content of the fuel gas fired at S-1470 does not exceed 100 ppmv, based on a rolling 24 hour average.

(basis: BACT)

6. When firing refinery fuel gas, Permittee/Owner/Operator of S-1470 shall operate a District approved device that at least four times per hour, samples the fuel gas to be fired at S-1470 and in ppmv units, measures and records the total reduced sulfur content of the fuel gas. These measurements and recordings shall disclose the rolling 24 hour average value of the total reduced sulfur concentration in the fuel gas in ppmv units as well as the the value of total reduced sulfur concentration in the fuel gas, based on a rolling 365 day average.

(basis: BACT)

7. When firing refinery fuel gas, at least four times per

hour, Permittee/Owner/Operator shall measure and record the total reduced sulfur content of the fuel gas fired at S-1470, in ppmv units.
(basis: BACT)

8. Permittee/Owner/Operator shall ensure that S-1470 is not be operated unless it is equipped with a District approved continuous emissions monitoring device that continuously measures and records the concentration of nitrogen oxides, in ppmv units, in the combustion exhaust from S-1470 and S-908, corrected to 3 ppmv, dry, and the device must measure and record the oxygen concentration of the combustion exhaust from S-1470 and S-908.
(basis: cumulative increase, BACT, offsets)
9. Permittee/Owner/Operator shall ensure that the total fuel use at S-1470 does not exceed 262,800 MMBTU during any rolling 12 consecutive month period.
(basis: cumulative increase, toxics, offsets)
10. Permittee/Owner/Operator shall ensure that NOx emissions from S-1470 do not exceed 10 ppmv, dry, at 3% oxygen, based on a three hour average.
(basis: BACT, cumulative increase, offsets)
11. Permittee/Owner/Operator shall ensure that CO emissions from S-1470 do not exceed 50 ppmv, dry, at 3% oxygen.
(basis: BACT, cumulative increase, offsets)
12. Permittee/Owner/Operator shall ensure that POC emissions from S-1470 do not exceed 0.683 ton per rolling consecutive 12 month period.
(basis: cumulative increase, offsets)
13. Permittee/Owner/Operator shall ensure that PM-10 emissions from S-1470 do not exceed 0.946 ton per rolling consecutive 12 month period.
(basis: cumulative increase, offsets)
14. Permittee/Owner/Operator shall ensure that SO2 emissions from S-1470 do not exceed 1.793 ton per rolling consecutive 12 month period.
(basis: cumulative increase, BACT, offsets)
15. Permittee/Owner/Operator shall ensure that ensure that S 1470 is abated by A-908 at all times that a fuel is fired at S-1470 except for 144 hours during any rolling 12 consecutive month period. The 144 hours is for start up of S-1470. At all times other than the 144 hours per 12 consecutive month period, while a fuel is fired at S-1470, S-1470 shall be abated by A-908 and there shall be ammonia injection at A-908.
(basis: BACT)

16. Permittee/Owner/Operator shall ensure that ammonia slip from A-908 does not exceed 20 ppmv, dry, at 3% oxygen, based on a 3-hour average. The owner/operator of A-908 shall conduct an annual source test, in accordance with the District's Manual of Procedures, to demonstrate compliance with the NH3 emission limit. (basis: cumulative increase, toxics, Bubble Condition 8077 per Application 19647)

17. Permittee/Owner/Operator shall conduct a District approved source test of S-1470 within 30 days after the first date that fuel is first fired at S-1470. The District approved source test shall measure the emission rate of NOx, CO, POC, SO2, and PM-10 from S-1470 while it is operated at or near its maximum firing rate. For POC, EPA Method 25 A shall be used, for PM-10 CARB Method 501 shall be used. Permittee/Owner/Operator shall ensure that within 30 days of the date of completion of the source test, two identical copies of the results of the source test, each referencing permit application #2813 and plant #12758 are received by the District, that one copy is addressed to the District's Source Test Manager, and that the other copy is addressed the District's Permit Services Division. (basis: cumulative increase, offsets)

17A. At least once per calendar year, Permittee/Owner/Operator shall ensure that a District approved source test is conducted for S-1470 measuring its CO emission rate and that the testing is done in compliance with the District's Manual of Procedures. Permittee/Owner/Operator shall ensure that the first District approved source for S-1470 is completed pursuant to condition 18539 part 17A no later than January 31, 2005. (basis: Regulation 2-1-403; Regulation 9-10)

17B. Permittee/Owner/Operator shall ensure that within 45 days of the date of completion of the (each) District approved source test required by condition 18539 part 17A, two identical copies of the results of the source test, each referencing S1470, condition 18539 part 17A and part 17B, and plant #12758 are received by the District and that both copies are addressed to the District's Permit Services Division. (basis: Regulation 2-1-403; Regulation 9-10)

18. In a District approved log, Permittee/Owner/Operator shall record, for S-1470 and S-908, the amount of each fuel fired at each source, the Btu value of the fuel fired at each source, the concentration of nitrogen oxides in the exhaust from S-1470 and S-908, the oxygen content in the combustion exhaust from S-1470 and S-908. For the fuel gas fired at S-1470,

Permittee/Owner/Operator shall record the total reduced sulfur content and hydrogen sulfide content, sampled 4 times each hour, averaged over each 365 consecutive day period and averaged over each 24 consecutive hour period. The log shall be retained on site for at least 5 years from date of last entry, and shall be made available to the District staff upon request
(basis: cumulative increase, offsets)

18A. Permittee/Owner/Operator shall ensure that the maximum firing rate of S908 does not exceed the 1,927,200 MMBtu/yr based on the HHV of each fuel fired, during every 365 consecutive day period:
(basis: cumulative increase)

19. Permittee/Owner/Operator shall ensure that neither S-906 nor S-907 is operated after the start-up of S-1470. S-906 and S-907 shall be treated as new sources as defined in Regulation 2 Rule 2, if either is operated after any fuel is fired at S-1470. S-906 and/or S-907 shall not be operated concurrently with S-1470.
(basis: offsets)

20. If, based on District approved source test results, emissions from S-1470 exceed permitted and/or offset emission levels, Permittee/Owner/Operator shall provide additional District approved emission reduction credits to the District in the amount and of the type determined by the District to be due.
(basis: offsets)

The following Permit Conditions are included for information (Group 2). Only the bases will be revised as indicated to show links to the bubble condition. The pertinent text associated with this application is highlighted.

COND# 677 -----

S937 Hydrogen Plant Heater

1. Permittee/Owner/Operator shall ensure that the mass emissions of nitrogen oxides (NOx), calculated as NO2, from furnace, S-937 do not exceed 1430 lb/stream day or 1089 lb/calendar day.

(Basis: cumulative increase, Bubble Condition 4357/8077 via Application 19647)

2. Permittee/Owner/Operator shall install, calibrate, maintain and operate nitrogen oxides and oxygen analyzers in accordance with the District's Manual of Procedures.

(Basis: cumulative increase, Bubble Condition 4357/8077 via Application 19647)

3. Permittee/Owner/Operator shall record the following parameters for furnace, S-937:

- a. daily fuel gas usage
- b. NOx concentration and
- c. oxygen concentration

The records shall be maintained in a District approved log for at least five years from date of last entry and it shall be available to the District upon request.

(Basis: cumulative increase)

COND# 16685 -----

Avon Refinery

Condition Added 09/02/99

Application 18739 (November 2008) Removal of S-903 & S-924

Application 19300 (December 2008) Removed S-904 No. 6 Boiler House (because S-904 is included in Condition 17322)

Condition #1:

Permittee/Owner/Operator shall ensure that each combustion source listed below does not exceed its indicated maximum firing rate (higher heating value), expressed in the units of million BTU per day (MMBTU/day). These firing rates are sustainable maximum firing rates. The sustainable hourly firing rates, used for billing purposes, are established by dividing the maximum daily firing rates by 24 hours.

	Firing	Firing	
District	Rate	Rate	District/

Source Number (#)	Used for Fees (MMBTU/hr)	Enforceable Limit (MMBTU/day)	Permittee Source Description
S-908	220	5280	#8 Furnace NO. 3 Crude
S-909	145	3480	#9 Furnace #1 Feed Prep.
S-912	135	3240	#12 Furnace -#1 Feed Prep. Heater
S-913	59	1416	#13 Furnace -#2 Feed Prep. Heater
S-915	20	480	#15Furnace -Plat former Intermediate Heater
S-916	55	1320	#16 Furnace -#1 HDS Heater
S-917	18	432	#17 Furnace -#1 HDS Prefractionator Reboiler
S-919	65	1560	#19Furnace -#2 HDS Depentanizer Reboiler
S-920	63	1512	#20 Furnace -#2 HDS Charge Heater
S-921	63	1512	#21 Furnace -#2 HDS Charge Heater
S-922	130	3120	#22 Furnace -#5 Gas Debutanizer Reboiler
S-926	145	3480	#26 Furnace -#2 Reformer Splitter Reboiler
S-927	280	6720	#27 Furnace -#2 Reformer Heater AND Reheating
S-928	20	480	#28 Furnace -HDN Reactor A Heater
S-929	20	480	#29 Furnace -HDN ReactorB Heater
S-930	20	480	#30 Furnace -HDN Reactor C Heater
S-931	20	480	#31 Furnace -Hydrocracker Reactor 1 Heater
S-932	20	480	#32 Furnace -Hydrocracker Reactor 2 Heater
S-933	20	480	#33 Furnace -Hydrocracker Reactor 3 Heater
S-934	152	3648	#34 Furnace -Hydrocracker Stabilizer Reboiler
S-935	152	3648	#35 Furnace -Hydrocracker Splitter Reboiler

S-937	743	17832	#37 Furnace -Hydrogen Plant
S-950	440	10560	#50 Furnace - Crude Heater @ 50 Unit
S-951	30	720	#51 Furnace-#2 Reformer Auxiliary Reheat
S-971	300	7200	#53 Furnace -#3 Reformer UOP Furnace
S-972	45	1080	#54 Furnace -#3 Reformer Debutanizer Reboiler
S-973	55	1320	#55 Furnace-No 3 HDS Recycle Gas Heater
S-974	110	2640	#56 Furnace-No 3 HDS Fractionator Feed Heater

(basis: cumulative increase, Regulation 2-1-403, Bubble Condition 4357/8077 for S917 via Application 19647)

Condition #2:

In a District approved log (or logs), in units of therms or MMBtu, Permittee/Owner/Operator shall record the amount of each fuel fired at each of S-908, S-909, S-912, S-913, S-915, S-916, S-917, S-919, S-920, S-921, S-922, S-926, S-927, S-928, S-929, S-930, S-931, S-932, S-933, S-934, S-935, S-937, S-950, S-951, S-971, S-972, S-973, and S-974, based on each fuel's HHV, for each month and each rolling 12 consecutive month period. Permittee/Owner/Operator shall ensure that the log or logs are retained on site for not less than 5 years from date of last entry and that each log is made available to the District staff upon request.

(basis: cumulative increase, Regulation 2-1-403)

COND# 18372 -----

Application #2209 and 16484
Plant #14628

Application 15682 (April, 2007) Initial establishment of NOx box parameters. Delete part 4.

Application 14752 (January 2007) S-927 modification of Part 18

Application 16888 (April 2008) Modification of S-913

Application 16889 (June 2008) Modification of S-951

Modified by App. 18739 (Nov 2008) Removal of S924 from Parts 27 and 31

Application 19300 (December 2008) Removed S-904 Backup CO Boiler Service

Application 18748 (December 2008) Modification of S-919

S-904 No. 6 Boiler House, Riley Stoker, Maximum Firing Rate: 775 MMBtu/hr

S-912 No. 12 Furnace F-12; Born, Maximum Firing Rate:

135 MMBtu/hr, No. 1 Feed Prep Unit Vacuum Residuum Feed Heater with Callidus Technologies Inc. LE-CSG-W Low NOx Burners or equivalent

S-913 No. 13 Furnace F-13; Petrochem, Vertical Cylindrical, Maximum Firing Rate: 59 MMBtu/hr, No. 2 Feed Prep Unit Vacuum Residuum Feed Heater with Callidus Technologies Inc. LE-CSG Low NOx Burners or equivalent

S-916 No. 1 HDS Charge Heater F-16; Braun, Cabin; Maximum Firing Rate: 55 MMBtu/hr with Callidus Technologies Inc. LE-CSG-W Low NOx Burners or equivalent

S-919 No. 2 HDS Charge Heater, No. 19 Furnace, Foster Wheeler, Maximum Firing Rate: 65 MMBtu/hr with Callidus Technologies Inc. LE-CSG-W Low NOx Burners or equivalent

S-920 No. 2 HDS Charge Heater, No. 20 Furnace, Foster Wheeler, Maximum Firing Rate: 63 MMBtu/hr with Callidus Technologies Inc. LE-CSG-W Low NOx Burners or equivalent

S-921 No. 2 HDS Charge Heater F-21; Foster Wheeler, Cabin; Maximum Firing Rate: 63 MMBtu/hr with Callidus Technologies Inc. LE-CSG-W Low NOx Burners or equivalent

S-922 No. 5 Gas Plant Debutanizer Reboiler F-22; Petrochem, Vertical Cylindrical; Maximum Firing Rate: 130 MMBtu/hr with Callidus Technologies Inc. LE-CSG-W Low NOx Burners or equivalent

S-926 No. 2 Reformer Splitter Reboiler, No. 26 Furnace, Petrochem, Maximum Firing Rate: 145 MMBtu/hr with Callidus Technologies Inc. LE-CSG-W Low NOx Burners or equivalent

S-927 No. 2 Reformer Reactor Feed Preheater F-27; Lummus Multicell Cabin; Maximum Firing Rate: 280 MMBtu/hr abated by A-1431 Technip Selective Catalytic Reduction System w Hitachi Catalyst or equivalent

S-950 No. 50 Unit Crude Feed Heater F-50; Alcorn, Box; 440 MMBtu/hr abated by A-1432 Technip Selective Catalytic

Reduction System w Hitachi Catalyst or equivalent

S-971 No. 3 Reformer Feed Preheater F-53; KTI, Multicell Box; Maximum Firing Rate: 300 MMBtu/hr abated by A-1433 Technip Selective Catalytic Reduction System w Hitachi Catalyst or equivalent

S-972 No. 3 Reformer Debutanizer Reboiler F-54; KTI, Vertical Cylindrical; Maximum Firing Rate: 45 MMBtu/hr abated by A-1433 Technip Selective Catalytic Reduction System w Hitachi Catalyst or equivalent

1. Permittee/Owner/Operator shall ensure that each of S-912, S-913, S-916, S-919, S-920, S-921, S-922, S-926, S-927, S-950, S-971, and S-972 is equipped with a District approved dedicated fuel flow meter consistent with Regulation 9, Rule 10, Section 502.2. (basis: Regulation 9, Rule 10, Section 502.2)
2. Permittee/Owner/Operator shall ensure that each of S-912, S-913, S-916, S-919, S-920, S-921, S-922, S-926, S-927, S-950, S-971, and S-972 is fired exclusively on natural gas and/or refinery fuel gas. (basis: Regulation 9, Rule 10)
3. Permittee/Owner/Operator shall ensure that the maximum firing rate of each source listed does not exceed the corresponding HHV maximum firing rate, based on an operating day average (the amount of fuel fired over each 24 hour day divided by 24:

Source (#)	Maximum Firing Rate (mmBtu/hr)	(mmBtu/yr)
S-912	135	1,182,600
S-913	59	516,840
S-916	55	481,800
S-919	65	569,400
S-920	63	551,880
S-921	63	551,880
S-922	130	1,138,800
S-926	145	1,270,200
S-927	280	2,452,800
S-950	440	3,854,400
S-971	300	2,628,000
S-972	45	394,200

(basis: Regulation 9, Rule 10)

4. (Deleted: Specific NOx limits should not have been applied to S-912 and S-926, since they are both regulated under Regulation 9-10-301.) Basis: Regulation 9-10-301.

5. Deleted. Replaced with Part 30.
6. Deleted. Replaced with Part 31.
7. Deleted. Replaced with Part 31.
8. Deleted. Replaced with Part 31.
9. Deleted. Replaced with Part 31.
10. Deleted. Replaced with Part 31.
11. Deleted. S-921 is out of service. If returned to service, this part is replaced with Part 31.
12. Deleted. NOx CEM installed on S-922.
13. Deleted. Replaced with Part 31.
14. Deleted. Replaced with Part 32.
15. Deleted. Replaced with Part 33.
16. Deleted. Replaced with Part 34.
17. Deleted. Replaced with Part 35.
18. Combustion exhaust from S-927 shall be ducted to and continuously abated by A-1431 whenever a fuel is fired at S-927, except startup and shutdown as defined by Regulation 9-10-218 and on a temporary basis for catalyst regeneration at S-1004 No. 2 Catalytic Reformer. The exhaust gasses From S-927 and A-1431 shall be measured by a District approved CEM that continuously monitors and records the emission rate of NOx, CO, and O2 in the exhaust gasses, including periods when S-927 is operated without SCR abatement.
(basis: Regulation 9, Rule 10, [Bubble Condition 4357/8077 via Application 19647](#))
19. Combustion exhaust from S-950 shall be ducted to and continuously abated by A-1432 whenever a fuel is fired at S-950 and the exhaust gasses from A-1432 shall be measured by a District approved CEM that continuously monitors and records the emission rate of NOx, CO, and O2 in the exhaust gasses. (basis: Regulation 9, Rule 10)
20. Combustion exhaust from S-971 shall be ducted to and continuously abated by A-1433 whenever a fuel is fired at S-971 and the exhaust gasses from A-1433 shall be measured by a District approved CEM that continuously monitors and records the emission rate of NOx, CO, and

O₂ in the exhaust gasses. (basis: Regulation 9, Rule 10)

21. Combustion exhaust from S-972 shall be ducted to and continuously abated by A-1433 whenever a fuel is fired at S-972 and the exhaust gasses from A-1433 shall be measured by a District approved CEM that continuously monitors and records the emission rate of NO_x, CO, and O₂ in the exhaust gasses. Part 21 of these conditions shall not take effect until Permittee/Owner/Operator exercises the portion of Authority to Construct #2209 authorizing the abatement of S-972 with A-1433. (basis: Regulation 9, Rule 10)
22. For each of S-927, S-950, S-971, and S-972, ammonia slip from the SCR system abating the source shall not exceed 20 ppmv, dry, corrected to 3% oxygen. (basis: toxics)
23. For each of S-912, S-913, S-916, S-919, S-920, S-921, S-922, S-926, S-927, S-950, S-971, and S-972, records shall be kept as required by Regulation 9, Rule 10, Section 504, except that the records shall be retained on site and be made available to the District staff for a period of at least 5 years from date of last entry. (basis: Regulation 9, Rule 10)

Part 24 effective until January 1, 2005

24. For each of S-912, S-913, S-916, S-919, S-920, S-921, S-922, and S-926, Permittee/Owner/Operator shall record in a District approved log, the time and date of each District approved source test conducted for each source. The log shall be maintained on site and be made available to the District staff on request for at least 5 years from date of last entry. (basis: Regulation 9, Rule 10)
25. In a District approved log (or logs), for each of S-912, S-913, S-916, S-919, S-920, S-921, S-922, and S-926, Permittee/Owner/Operator shall record the fuel use during each day at each source based on the fuel's (HHV).
Permittee/Owner/Operator shall ensure that the log(s) is(are) maintained on site for at least 5 years from date of last entry and that the log(s) is (are) made available to the District staff upon request.
(basis: cumulative increase)
26. Deleted. (S-904 no longer providing backup Coker CO Boiler service so the requirements of 9-10-304 no longer apply.)

Parts 27 through 36 are effective January 1, 2005

- *27. The following sources are subject to the refinery-wide NO_x emission rate and CO concentration limits in Regulation

9-10:
 (Regulation 9-10-301 & 305)

S#	Description	CEM (Y/N)
S904	No. 6 Boiler House	Y
S908	No. 3 Crude Heater	Y
S909	No. 1 Feed Prep Heater (F9)	N
S912	No. 1 Feed Prep Heater (F12)	N
S913	No. 2 Feed Prep Heater (F13)	N
S915	Platformer Intermediate Heater (F15)	N
S916	No. 1 HDS Heater (F16)	N
S917	No. 1 HDS Prefract Reboiler (F17)	N
S919	No. 2 HDS Heater (F19)	N
S920	No. 2 HDS Heater (F20)	N
S921	No. 2 HDS Heater (F21)(out of service)	N
S922	No. 5 Gas Plant Debutanizer Reboiler	Y
S926	No.2 Reformer Splitter Reboiler (F26)	N
S927	No. 2 Reformer Feed Preheater (F27) & A1431	Y
S928	HDN Reactor A Heater (F28)	N
S929	HDN Reactor B Heater (F29)	N
S930	HDN Reacator C Heater (F30)	N
S931	Hydrocracker Reactor 1 Heater (F31)	N
S932	Hydrocracker Reactor 2 Heater (F32)	N
S933	Hydrocracker Reactor 3 Heater (F33)	N
S934	Hydrocracker Stabilizer Reboiler(F34)	Y
S935	Hydrocracker Splitter Reboiler (F35)	Y
S937	Hydrogen Plant Heater (F37)	Y
S950	No. 50 Unit Curde Feed Heater (F50) & A1432	Y
S951	No. 2 Reformer Aux Reheater (F51)	N
S971	No. 3 ReformerFeed Preheater (F53) & A1433	Y
S972	No. 3 Reformer Dubtanizer Reboiler (F54) & A1433	Y
S973	No. 3 HDS Recycle Gas Heater (F55)	Y
S974	No. 3 HDS Fract Feed Heater (F56)	Y

*28. The owner/operator of each source with a maximum firing rate greater than 25 MMBtu/hr listed in Part 27 shall properly install, properly maintain, and properly operate an O2 monitor and recorder. (Regulation 9-10-502)

*29. The owner/operator shall operate each source listed in Part 27, which does not have a NOx CEM within specified ranges of operating conditions (firing rate and oxygen content) as detailed in Part 31. The ranges shall be established by utilizing data from district-approved source tests. (Reg. 9-10-502)

- A. The NOx Box for units with a maximum firing rate of 25 MMBtu/hr or more shall be established using the procedures in Part 30.
- B. The NOx Box for units with a maximum firing rate

less than 25MMBtu/hr shall be established as follows: High-fire shall be the maximum rated capacity. Low-fire shall be 20% of the maximum rated capacity. There shall be no maximum or minimum O₂.

*30. The owner/operator shall establish the initial NO_x box for each source subject to Part 29 by January 1, 2005. The NO_x Box may consist of two operating ranges in order to allow for operating flexibility and to encourage emission minimization during standard operation. (Regulation 9-10-502) The procedure for establishing the NO_x box is

- A. Conduct district approved source tests for NO_x and CO, while varying the oxygen concentration and firing rate over the desired operating ranges for the furnace;
- B. Determine the minimum and maximum oxygen concentrations and firing rates for the desired operating ranges (Note that the minimum O₂ at low-fire may be different than the minimum O₂ at high-fire. The same is true for the maximum O₂). The owner/operator shall also verify the accuracy of the O₂ monitor on an annual basis.
- C. Determine the highest NO_x emission factor (lb/Mmbtu) over the preferred operating ranges while maintaining CO concentration below 200 ppm; the owner/operator may choose to use a higher NO_x emission factor than tested.
- D. Plot the points representing the desired operating ranges on a graph. The resulting polygon(s) are the NO_x Box, which represents the allowable operating range(s) for the furnace under which the NO_x emission factor from part 31a is deemed to be valid.

1)The NO_x Box can represent/utilize either one or two emission factors.

2)The NO_x Box for each emission factor can be represented either as a 4- or 5-sided polygon The NO_x box is the area within the 4- or 5-sided polygon formed by connecting the source test parameters that lie about the perimeter of successful approved source tests. The source test parameters forming the corners of the NO_x box are

listed in Part 31.

- E. Upon establishment of each NOx Box, the owner/operator shall prepare a graphical representation of the box. The representation shall be made available on-site for APCO review upon request. The box shall also be submitted to the BAAQMD with permit amendments.

*31. Except as provided in part 31B & C, the owner/operator shall operate each source within the NOx Box ranges listed below at all times of operation. This part shall not apply to any source that has a properly operated and properly installed NOx CEM. (Regulation 9-10-502)

A. NOx Box ranges

Source No. | Emission Factor (lb/MMBtu)/Min O2 at Low Firing(O2% , MMBtu/hr)/Max O2 at Low Firing(O2% , MMBtu/hr)/Min O2 at High Firing(O2% , MMBtu/hr)/Mid O2 at Mid/High Firing (polygon)(O2% , MMBtu/hr)/Max O2 at High Firing(O2% , MMBtu/hr)

909/0.146/5.6, 53.71/9.6, 41.41/2.1, 83.60/3.1, 67.35/5.7, 76.49

909/0.148/9.6, 41.41/11.2, 61.81/2.1, 83.60/5.7, 76.49/7.3, 79.58

912/0.027/2.1, 60.50/3.4, 70.10/1.9, 101.51/4.0, 104.13/5.4, 100.24

912/0.034/2.1, 60.50/7.0, 57.57/5.4, 100.24/3.4, 70.10/6.5, 99.68

913/0.033/1.2, 19.89/3.0, 14.80/1.5, 39.10/2.1, 15.53/3.6, 39.45

913/0.033/3.0, 14.80/4.5, 15.86/3.6, 39.45/N/A/4.2, 39.50

915/0.143/0, 3.85/8.0, 3.85/0, 20.00/N/A/8.0, 20.00

915/0.098/8.0, 3.85/>8.0, 3.85/8.0, 20.00/N/A/>8.0, 20.00

916/0.088/5.7, 9.53/9.3, 9.17/5.4, 30.00/N/A/9.1, 34.05

916/0.099/9.3, 9.17/10.6, 24.64/9.1, 34.05/N/A/10.4, 33.11

917/0.061/0, 3.60/-, 3.6/0, 18.00/N/A/-, 18.00

919/0.047/3.9, 23.30/9.5, 21.1/6.6, 58.76/9.2, 39.12/8.0, 60.68

919/0.056/9.2, 39.12/9.5, 21.10/8.0,
60.68/N/A/10.1, 47.20

920/0.046/5.0, 24.84/7.7, 17.86/5.8, 40.77/7.1,
15.34/7.3, 42.64

920/0.055/7.7, 17.86/10.8, 27.53/7.3,
42.64/N/A/10.0, 45.15

926/0.032/1.8, 32.81/6.0, 40.89/2.9, 126.72/4.4,
32.81/3.9, 131.59

926/0.037/6.0, 40.89/7.0, 77.89/3.9,
131.59/N/A/4.2, 122.33

928/0.044/0.0, 4.00/< 6.0, 4.00/0.0, 20.00/N/A/<
6.0, 20.00

928/0.073/6.0, 4.00/> 6.0, 4.00/6.0, 20.00/N/A/>
6.0, 20.00

929/0.024/0.0, 4.00/< 6.0, 4.00/0.0, 20.00/N/A/<
6.0, 20.00

929/0.087/6.0, 4.00/> 6.0, 4.00/6.0, 20.00/N/A/>
6.0, 20.00

930/0.033/0.0, 4.00/< 6.0, 4.00/0.0, 20.00/N/A/<
6.0, 20.00

930/0.077/6.0, 4.00/> 6.0, 4.00/6.0, 20.00/N/A/>
6.0, 20.00

931/0.034/0.0, 4.00/< 9.0, 4.00/0.0, 20.00/N/A/<
9.0, 20.00

931/0.073/9.0, 4.00/> 9.0, 4.00/9.0, 20.00/N/A/>
9.0, 20.00

932/0.037/0.0, 4.00/< 4.0, 4.00/0.0, 20.00/N/A/<
4.0, 20.00

932/0.053/4.0, 4.00/> 4.0, 4.00/4.0, 20.00/N/A/>
4.0, 20.00

933/0.035/0.0, 4.00/< 5.0, 4.00/0.0, 20.00/N/A/<
5.0, 20.00

933/0.050/5.0, 4.00/>5.0, 4.00/5.0, 20.00/N/A/>
5.0, 20.00

951/0.143/5.2, 2.68/9.2, 2.21/4.2, 7.78/8.3,
19.3/14.1, 12.7

951/0.175/12.1, 0.78/13.6, 1.73/9.2,
2.21/N/A/14.1, 12.7

The limits listed above are based on a calendar day averaging period for both firing rate and O2%.

B. Part 31A. does not apply to low firing rate conditions (i.e., firing rate less than or equal to 20% of the unit's rated capacity), during startup or shutdown periods, or periods of curtailed operation (ex. during heater idling, refractory dryout, etc.) lasting 5 days or less. During these conditions the means for determining compliance with the refinery wide limit shall be accomplished using the method described in 9-10-301.2 (i.e. units out of service & 30-day averaging data).

C. Part 31A. does not apply during any source test required or permitted by this condition. (Reg. 9-10-502). See Part 33 for the consequences of source test results that exceed the emission factors in Part 31.

*32. NOx Box Deviations (Regulation 9-10-502)

A. The owner/operator may deviate from the NOx Box (either the firing rate or oxygen limit) provided that the owner/operator conducts a district approved source test which reasonably represents the past operation outside of the established ranges. The source test representing the new conditions shall be conducted no later than the next regularly scheduled source test period, or within eight months, whichever is sooner. The source test results will establish whether the source was operating outside of the emission factor utilized for the source. The source test results shall be submitted to the district source test manager within 45 days of the test. The owner/operator may request, and the APCO may grant, an extension of 15 days for submittal of results. As necessary, a permit amendment shall be submitted.

1. Source Test \leq Emission Factor

If the results of this source test do not exceed the higher NOx emission factor in Part 31, or the CO limit in Part 35, the unit will not be considered to be in violation during this period for operating out of the "box."

a. The facility may submit an accelerated permit program permit application to request an administrative change of the permit condition to adjust the

NOx Box operating range(s),
based on the new test data.

2. Source Test > Emission Factor

If the results of

this source test exceed the permitted emission
concentrations or emission rates then the actions
described below must be followed:

a. Utilizing measured emission
concentration or rate, the
owner/operator shall perform an
assessment, retroactive to the
date of the previous source test,
of compliance with Section 9-10-
301. The unit will be considered
to have been in violation of 9-10-
301 for each day the facility was
operated in excess of the
refinery wide limit.

b. The facility may submit a permit
application to request an
alteration of the permit
condition to change the NOx
emission factor and/or adjust the operating range, based on
the new test data.

B. Reporting - The owner/operator must report conditions
outside of box within 96 hours of occurrence.

*33. For each source subject to Part 29, the owner/operator
shall conduct source tests on the schedule listed below. The
source tests are performed in order to measure NOx, CO, and
O2 at the as-found firing rate, or at conditions reasonably
specified by the APCO. The source test results shall be
submitted to the district source test manager within 45 days
of the test. The owner/operator may request, and the APCO
may grant, an extension of 15 days for submittal of results.
(Reg.9-10-502)

A. Source Testing Schedule

1. Heater < 25 MMBtu/hr

One source test per consecutive 12
month period. The time interval
between source tests shall not
exceed 16 months.

2. Heaters => 25 MMBtu/hr

Two source tests per consecutive 12
month period. The time interval
between source tests shall not

exceed 8 months and not be less than 5 months apart.
The
source test results shall be submitted to the district
source test manager within 45 days of the test. (Reg.9-
10-
502)

3. If a source has been shutdown longer than the period allowed between source testing periods (e.g. <25 MMBtu/hr-> 12 mos or > 25 MMBtu/hr - > 8 mos), the owner/operator shall conduct the required semi-annual source test within 30 days of start up of the source.

B. Source Test Results > NOx Box Emission Factor

If the results of any source test under this part exceed the permitted concentrations or emission rates the owner/operator shall follow the requirements of Part 32A2 If the owner/operator chooses not to submit an application to revise the emission factor, the owner/operator shall conduct another Part 33 source test, at the same conditions, within 90 days of the initial test.

*34. For each source listed in Part 27 with a NOx CEM installed, the owner/operator shall conduct semi-annual district approved CO source tests at as-found conditions. The time interval between source tests shall not exceed 8 months. District conducted CO emission tests associated with District-conducted NOx CEM field accuracy tests may be substituted for the CO semi-annual source tests. (Regulation 9-10-502, 1-522)

*35. For any source listed in Part 27 with a maximum firing limit greater than 25 MMBtu/hr for which any two source test results over any consecutive five year period are greater than or equal to 200 ppmv CO at 3% O2, the owner/operator shall properly install, properly maintain, and properly operate a CEM to continuously measure CO and O2. The owner/operator shall install the CEM within the time period allowed in the District's Manual of Procedures. (Regulation 9-10-502, 1-522)

*36. In addition to records required by 9-10-504, the facility must maintain records of all source tests conducted to demonstrate compliance with Parts number 27 and 31. These records shall be kept on site for at least five years from the date of entry in a District approved log and be made available to District staff upon request. (Recordkeeping, Regulation 9-10-504)

Application 19874, Combustion Sources Administrative Change in Conditions

**ENGINEERING EVALUATION
Tesoro Refining and Marketing Company
PLANT NO. 14628
APPLICATION NO. 19874**

BACKGROUND

As part of the Title V renewal efforts, Tesoro Refining and Marketing Company is submitting several applications to clarify, correct and/or clean up the permit. This is one of those applications, an administrative change in conditions, specifically addressing combustion sources. The changes are generally to accomplish the following:

4. Remove conditions that are redundant with District regulations or
5. Remove Authority to Construct (AC) conditions satisfied for past projects.
6. Update or Correct Obsolete Conditions, and Consolidate Conditions that are Repeated.

The conditions and sources subject to this application are summarized in the following table:

Condition	Source(s)	Source Description	Type of Change
677	S937	Hydrogen Plant Heater	Redundant with Regulation 9, Rule 10
8077	S908	No. 3 Crude Heater	Update, Consolidate, Completed AC Requirement,
	S910	No 4 Gas Plant Splitter Furnace	
	S919	No 2 HDS Depentanizer Reboiler	
	S934	Hydrocracker Stabilizer Reboiler	
	S935	Hydrocracker Splitter Reboiler	
	S937	Hydrogen Plant Heater	
	S1031	No 2 H2 Plant Reforming Furnace	
	S1032	No 2 H2 Plant NH3 Dissociation Furnace	
21016	S937	Hydrogen Plant Heater	Completed AC Requirement
16685	All Heaters	All Heaters	Delete Entire Condition. Redundant with other Conditions and Regulation 9, Rule 10
17322	S916	No 1 HDS Heater	Update to reflect outcome of 2000 Application 19418, Redundant with Regulation 9, Rule 10
	S926	No 2 Reformer Splitter Reboiler	

18372	All 9-10 Sources	NOx Box Condition	Update, Consolidate, Redundant with Regulation 9, Rule 10
18539	S906	No 3 Crude Furnace F6	Updating and Completed AC Conditions
	S907	No 3 Crude Furnace F7	
	S1470	Vacuum Tower Feed Heater	
19528	Various	Title V Monitoring Condition	Update, Consolidate, Redundant with Title V Standard Conditions.
21186	S916	No 1 HDS Heater	Update
	S917	No 1 HDS Prefractionator Reboiler	
22150	S901 & A30	FCCU CO Boiler and Electrostatic Precipitator	Redundant with Title V Standard Conditions
22621	S913	No 2 Feed Prep Heater	Consolidate
23562	Heaters not Subject to NSPS	Consent Decree Requirements for Refinery Heaters	Update and Correct

The changes proposed by this application are appropriate and consistent with previous applications, where the redundant regulatory and completed AC conditions were removed from the permit conditions for Tanks, Engines and Fugitive Components. The rationale for these changes follows:

Permit Conditions that are Redundant with District Regulations

The following permit conditions are redundant with the requirements of Regulation 9, Rule 10, Nitrogen Oxides And Carbon Monoxide From Boilers, Steam Generators And Process Heaters In Petroleum Refineries, or with Standard Conditions in the Title V permit.

Condition	Description of Permit Condition	Redundant with Regulation
677-3	Furnace Recordkeeping	9-10-504 (more stringent).
16685-2	Furnace Recordkeeping	9-10-504 (more stringent).
17322-11	Fuel Meter Requirement	9-10-502.2
17322-14	Recordkeeping for S916 and S921	9-10-504 (more stringent).

Condition	Description of Permit Condition	Redundant with Regulation
18372-1	Fuel Meter Requirement	9-10-502.2
18372-23	Furnace Recordkeeping	9-10-504
18372-25	Fuel Usage Recordkeeping	9-10-504
19528-1	Throughput Limits	Standard Condition I.J.1 and I.J.2.
22150-3	Exceedance in Opacity shall be Reported as a Deviation	Standard Condition I.F.

Completed Authority to Construct (AC) Design Requirements

The following conditions have been satisfied and will be deleted. They should have been removed once the project was completed and the Permit to Operate was granted.

Condition	Application	Date Permit Granted	Description of Authority to Construct Requirement
8077-A16b & A16c	3318	5/5/95	Submit CEM design details to Source Test Section for approval
12016-9.2.2	10912	8/1/01	Submit all information necessary to determine compliance with A/C. (Submitted 3/1/95.)
12016-9.4.1			Fugitive Component Design Requirements
12016-9.4.2			Compressor Leak Detection Design Requirements
12016-9.4.3			Definition of Light Liquid used in Fugitive Design Requirements
12016-9.11.4			Update HDS Throughput limit in Condition 8077 (B6B and B6C)
18539-17	2813	1/13/04	Initial source test for S1470. Completed 4/10/02.
18539-19	2813	1/13/04	Removal of S906 and S907 from service has been completed.

Condition Consolidations, Updates and Corrections

The following permit conditions are obsolete and an update or correction is proposed. In some cases the conditions are repetitive and consolidation is proposed. Unless stated otherwise, the entire permit condition part is proposed to be removed.

Condition and Part	Description of Permit Condition	Rationale
8077-A8	S908 Annual NOx and CO Source Tests	NOx CEM now installed. CO source test required semiannually in 18375-34.
8077-B4B	NOx and O2 CEM Requirements	Remove S1031 and S1032 which were never constructed.
8077-B4C	O2 CEM Requirement	Remove S910 which is Out of Service and removed from Permit
		Remove S908, S919, S934, S935 & S937 because the requirement is included in NOx Box Condition 18372-28 and does not need to be repeated here
8077-B7C	160 lb NOx per billion BTU limit	Removed reference to old refinery name "Avon Refinery"
8077-B7D	Annual NOx and CO Source Test Requirements	Removed S908, S934, S935 and S937 NOx Source Tests because these sources have NOx CEMs installed.
16685-1	Firing Rates For Billing And Enforcement.	Most firing rate limits are in NOx Box Condition 18732. Ones that are not will be added.
17322-9	Maximum Firing Rates for S916 and S921	These firing rate limits are in NOx Box Condition 18732.
17322-10	Installation of Low NOx Burners in S916 & S921	Application 19418 granted an AC for S904, S916 & S921 5/18/00 and created Condition 17322. New NOx controls (new SCR) installed only on S904, PO granted 2/5/04. 17322 was 'un-linked' to S916 and S921 in Databank, but Parts 10-14 were not deleted. No new burners are consistent with the ACP revised 7/23/02 in Application 5861.
17322-11	S916 & S921 Fuel Gas Meter Required	
17322-12	S916 & S921 Initial and Semiannual Source Test Requirements	
17322-13	S916 & S921 Monitoring of NOx, CO and O2.	

Condition and Part	Description of Permit Condition	Rationale
17322-14	S916 & S921 Recordkeeping	
18372 Source List	Heater Descriptions	The source list has been moved to a single location in 18372-27.
18372-3	Firing Rate Limits. (The annual limits are simply hourly X 24 X 365)	The firing rate limits have been moved to a single location in 18372-27.
18372-21	S972 CEM Requirement after A1433 starts up and abates S972	Remove effective clause at end of Part 21 since S972 is now abated by A1433.
18372-24	Source Test Logs Required until 1/1/2005	No longer applicable. January 1, 2005 is in the past.
18372-27	Effective Date for Parts 27-36	Remove January 1, 2005 since it is in the past.
18372-27	Source List Revisions	Added fired duties from front of condition and from deleted Condition 16685. Add 16685 text regarding daily firing limit. Show CO CEM.
18372-30	Establish NOx Box by January 1, 2005.	Remove January 1, 2005 since it is in the past.
18372-33A3	Source Test Requirements for Shutdown Heaters	Remove reference to 'semi-annual' since requirement also applies to annual source tests.
18372-34	CO Source Test Requirements	Revise to clarify that a CO Source Test is not required if the heater has a CO CEM.
18539-17A	Initial and Annual CO Source Test Requirements for S1470	Revise to remove initial source test deadline of 1/31/05.
19528-3 & 3A	CO Source Test Requirements for S901 FCCU CO Boiler	Source Tests no longer needed for monitoring. A CO CEMS required by the Consent Decree Paragraph 101 now monitors S901.
19528-5 & 5A	NOx and CO Source Test Requirements for S922, S926, S935, S935, S951 & S972.	Source Tests no longer needed for monitoring NOx on S922, S934, S935 and S972, and CO on S972 (all have CEMS). Other Source Tests are now required in NOx Box Condition 18372-33A2 or 34.

Condition and Part	Description of Permit Condition	Rationale
19528-6 & 6A	NOx and CO Source Test Requirements for S917, & S928 – S933.	Source Test requirements are now required in NOx Box Condition 18372-33A1.
21186-5	Start Date For Fuel Gas Sampling	Remove past due date. Application 6820 PO granted 8/1/03.
21186-6	Date to Provide Variables Impacting TRS in Fuel Gas	Requirement satisfied with 2/17/04 transmittal.
22621-9	Establish S913 NOx Box per Condition 18372	18372-31 now defines S913 NOx Box
23562 Sources	Revise Source List subject to the Consent Decree Requirements	The Consent Decree applies to heaters not already subject the NSPS Subpart J. It has two tiers, heaters fired with 100# fuel gas effective now, and heaters fired with 40# fuel gas effective 12/31/10. S917, S919 & S1470 are deleted from the source list because they are already subject to Subpart J by construction or modification date (87, 87 & 02). S902 and S913 are added because the CD originally had them on 40# fuel gas, and they are actually on 100# fuel gas. S908, S909 & S912 are 40# heaters and are added with a 12/31/10 effective date.

EMISSIONS SUMMARY

There are no increases in emissions associated with this application. This application only cleans up permit conditions to remove redundant and obsolete conditions.

STATEMENT OF COMPLIANCE

There will be no change in the compliance of the associated equipment. This application only administratively updates the permit conditions.

This application is exempt from CEQA per 2-1-312.1: Permit applications to modify permit conditions for existing or permitted sources or facilities that do not involve any increases in emissions or physical modifications.

This application does not trigger BACT, NSPS, Toxics, Offsets NESHAPS and PSD.

PERMIT CONDITIONS

The changes in permit conditions are shown at the end of this evaluation.

RECOMMENDATION

It is recommended that an Administrative Change in Conditions be granted to Tesoro for:

Condition	Source(s)	Source Description
677	S937	Hydrogen Plant Heater
8077	S908	No. 3 Crude Heater
	S910	No 4 Gas Plant Splitter Furnace
	S919	No 2 HDS Depentanizer Reboiler
	S934	Hydrocracker Stabilizer Reboiler
	S935	Hydrocracker Splitter Reboiler
	S937	Hydrogen Plant Heater
	S1031	No 2 H2 Plant Reforming Furnace
	S1032	No 2 H2 Plant NH3 Dissociation Furnace
21016	S937	Hydrogen Plant Heater
16685	All Heaters	All Heaters
17322	S916	No 1 HDS Heater
	S926	No 2 Reformer Splitter Reboiler
18372	All 9-10 Sources	NOx Box Condition
18539	S906	No 3 Crude Furnace F6
	S907	No 3 Crude Furnace F7
	S1470	Vacuum Tower Feed Heater
19528	Various	Title V Monitoring Condition
21186	S916	No 1 HDS Heater
	S917	No 1 HDS Prefractionator Reboiler
22150	S901 & A30	FCCU CO Boiler and Electrostatic Precipitator
22621	S913	No 2 Feed Prep Heater
23562	Heaters not Subject to NSPS	Consent Decree Requirements for Refinery Heaters

By: _____
Arthur Valla
Senior Air Quality Engineer

July 16, 2009

PERMIT CONDITIONS

The following permit conditions will be deleted in entirety as explained above:

COND# 16685 -----

Avon Refinery
 Condition Added 09/02/99
 Application 18739 (November 2008) Removal of S-903 & S-924
 Application 19300 (December 2008) Removed S-904 No. 6 Boiler
 House (because S-904 is included in Condition 17322)
 Administratively Revised via Application 19647 (March 2009)
 Consolidation of Bubble Condition 4357 with Condition 8077

Administratively Deleted by Application 19874 (July 2009) Updates for
 Combustion Sources – Combined with Condition 18372.

~~Condition #1:
 Permittee/Owner/Operator shall ensure that each combustion
 source listed below does not exceed its indicated maximum
 firing rate (higher heating value), expressed in the units
 of million BTU per day (MMBTU/day). These firing rates are
 sustainable maximum firing rates. The sustainable hourly
 firing rates, used for billing purposes, are established by
 dividing the maximum daily firing rates by 24 hours.~~

District Source Number (#)	Firing Rate Used for Fees (MMBTU/hr)	Firing Rate Enforceable Limit (MMBTU/day)	District/ Permittee Source Description
S 908	220	5280	#8 Furnace NO. 3 Crude
S 909	145	3480	#9 Furnace #1 Feed Prep.
S 912	135	3240	#12 Furnace #1 Feed Prep. Heater
S 913	59	1416	#13 Furnace #2 Feed Prep. Heater
S 915	20	480	#15Furnace Plat former Intermediate Heater
S 916	55	1320	#16 Furnace #1 HDS Heater
S 917	18	432	#17 Furnace #1 HDS Prefractionator Reboiler
S 919	65	1560	#19Furnace #2 HDS Depentanizer Reboiler
S 920	63	1512	#20 Furnace #2 HDS Charge Heater
S 921	63	1512	#21 Furnace #2 HDS

			Charge Heater
S 922	130	3120	#22 Furnace #5 Gas
			Debutanizer Reboiler
S 926	145	3480	#26 Furnace #2
			Reformer Splitter
			Reboiler
S 927	280	6720	#27 Furnace #2
			Reformer Heater AND
			Reheating
S 928	20	480	#28 Furnace HDN
			Reactor A Heater
S 929	20	480	#29 Furnace HDN
			ReactorB Heater
S 930	20	480	#30 Furnace HDN
			Reactor C Heater
S 931	20	480	#31 Furnace
			Hydrocracker Reactor
			1 Heater
S 932	20	480	#32 Furnace
			Hydrocracker Reactor
			2 Heater
S 933	20	480	#33 Furnace
			Hydrocracker Reactor
			3 Heater
S 934	152	3648	#34 Furnace
			Hydrocracker
			Stabilizer Reboiler
S 935	152	3648	#35 Furnace
			Hydrocracker
			Splitter Reboiler
S 937	743	17832	#37 Furnace Hydrogen
			Plant
S 950	440	10560	#50 Furnace Crude
			Heater @ 50 Unit
S 951	30	720	#51 Furnace #2
			Reformer Auxiliary
			Reheat
S 971	300	7200	#53 Furnace #3
			Reformer UOP Furnace
S 972	45	1080	#54 Furnace #3
			Reformer Debutanizer
			Reboiler
S 973	55	1320	#55 Furnace No 3 HDS
			Recycle Gas Heater
S 974	110	2640	#56 Furnace No 3 HDS
			Fractionator Feed
			Heater

(basis: cumulative increase, Regulation 2-1-403, Bubble
 Condition 4357/8077 for S917 via Application 19647)

Condition #2:

In a District approved log (or logs), in units of therms or
 MMBtu, Permittee/Owner/Operator shall record the amount of
 each fuel fired at each of S 908, S 909, S 912, S
 913, S 915, S 916, S 917, S 919, S 920, S 921, S 922, S 926,

~~S 927, S 928, S 929, S 930, S 931, S 932, S 933, S 934, S 935, S 937, S 950, S 951, S 971, S 972, S 973, and S 974, based on each fuel's HHV, for each month and each rolling 12 consecutive month period. Permittee/Owner/Operator shall ensure that the log or logs are retained on site for not less than 5 years from date of last entry and that each log is made available to the District staff upon request. (basis: cumulative increase, Regulation 2-1-403)~~

The following permit conditions will be revised as shown below:

COND# 677 -----

S937 Hydrogen Plant Heater

Administratively Revised via Application 19647 (March 2009)
Consolidation of Bubble Condition 4357 with Condition 8077

Administratively Revised by Application 19874 (July 2009) Updates for Combustion Sources

1. Permittee/Owner/Operator shall ensure that the mass emissions of nitrogen oxides (NOx), calculated as NO2, from furnace, S-937 do not exceed 1430 lb/stream day or 1089 lb/calendar day.

(Basis: cumulative increase, Bubble Condition 4357/8077 via Application 19647)

2. Permittee/Owner/Operator shall install, calibrate, maintain and operate nitrogen oxides and oxygen analyzers in accordance with the District's Manual of Procedures.

(Basis: cumulative increase, Bubble Condition 4357/8077 via Application 19647)

~~3. Deleted. (Recordkeeping requirements of Regulation 9-10-504 are more stringent.) Permittee/Owner/Operator shall record the following parameters for furnace, S-937:~~

- ~~a. daily fuel gas usage~~
- ~~b. NOx concentration and~~
- ~~c. oxygen concentration~~

~~The records shall be maintained in a District approved log for at least five years from date of last entry and it shall be available to the District upon request.~~

~~(Basis: cumulative increase)~~

COND# 8077 -----

Application 27769 The No. 3 HDS Unit (1981)

PERMIT NO. 3318 (1991): REFINERY MODERNIZATION
PROJECT PERMIT
CONDITIONS NEW PERMIT CONDITIONS FOR PERMIT NO.
3318 Permit

Application 14047: Clarify conditions to allow
owner/operator to shutdown ammonia injection to A-
31 SCR during both startup and shutdown of S-974
(Part A2A).

Application 19300 (December 2008) Added S-904 No. 6
Boiler House

Application 19647 (March 2009) Consolidate With
Condition 4357

[Administratively Revised by Application 19874 \(July 2009\) Updates for
Combustion Sources](#)

Appendices A-D

Hyperlink to Appendix A to go here.
http://www.baaqmd.gov/pmt/title_v/B2758-9/B2758-9_2005-08_reopen_02a.pdf

Hyperlink to Appendix B to go here.
http://www.baaqmd.gov/pmt/title_v/B2758-9/B2758-9_2005-08_reopen_02b.pdf

Hyperlink to Appendix C to go here.
http://www.baaqmd.gov/pmt/title_v/B2758-9/B2758-9_2005-08_reopen_02c.pdf

Hyperlink to Appendix D to go here.
http://www.baaqmd.gov/pmt/title_v/B2758-9/B2758-9_2005-08_reopen_02d.pdf

S57 Tank A-57
S323 Tank A-323
S848 FCCU Mercox Unit
S850 No. 3 HDS Unit
S901 No. 7 Boiler
S904 No. 6 Boiler House
S908 No. 3 Crude Heater (F8)
S909 No. 1 Feed Prep Heater (F9)
S912 No. 1 Feed Prep Heater (F12)
S913 No. 2 Feed Prep Heater (F13)
S915 Platformer Intermediate Heater (F15)
S916 No. 1 HDS Heater (F16)
S917 No. 1 HDS Prefract Reboiler (F17)
S919 No. 2 HDS Depent Reboiler (F19)
S920 No. 2 HDS Charge Heater (F20)
S921 No. 2 HDS Charge Heater (F21)

S928 HDN Reactor A Heater (F28)
S929 HDN Reactor B Heater (F29)
S930 HDN Reactor C Heater (F30)
S931 Hydrocracker Reactor 1 Heater (F31)
S932 Hydrocracker Reactor 2 Heater (F32)
S933 Hydrocracker Reactor 3 Heater (F33)
S934 Hydrocracker Stabilizer Reboiler (F34)
S935 Hydrocracker Splitter Reboiler (F35)
S937 Hydrogen Plant Heater (F37)
S951 No. 2 Reformer Aux Reheater (F51)
S952 Internal Combustion Engine
S953 Internal Combustion Engine
S954 Internal Combustion Engine
S955 Internal Combustion Engine
S956 Internal Combustion Engine
S957 Internal Combustion Engine
S958 Internal Combustion Engine
S959 Internal Combustion Engine
S960 Internal Combustion Engine
S963 Gas Turbine 177
S971 No. 3 Reformer UOP Furnace (F53)
S972 No. 3 Reformer Debutanizer Reboiler (F54)
S973 No. 3 HDS Recycle Gas Heater (F55)
S974 No. 3 HDS Fract Feed Heater (F56)
S1009 Alkylation Unit

A2A. For S-974, the total start-up or shutdown period during which S-974 may be operated without ammonia injection at A-31, No. 3 HDS Selective Catalytic Reduction Unit, shall not exceed 72 hours per start-up or shutdown. For S-974, the total combined start-up and shutdown time shall not exceed 144 hours during any rolling 12 consecutive month period. During the start up or shutdown period for S-974, NOx emissions from S-974 shall not exceed 146 pounds during any rolling 24 consecutive hour period. During the startup or shutdown period for S-974, NOx emissions from S-973 and S-974 combined (when there is one combined emission point for S-973 and S-974) shall not exceed 146 pounds during any rolling 24 consecutive hour period. For S-974, sum total NOx emissions occurring during start up and shutdown shall not exceed 876 pounds during any rolling 12 consecutive month period. NOx emissions from S-973 and S-974 combined (when there is one combined emission point for S-973 and S-974) shall not exceed 876 pounds during any rolling 12 consecutive month period.
(basis: cumulative increase, offsets)

A2B. Permittee/Owner/Operator shall begin ammonia injection at A-31 as soon as the temperature of the exhaust at the inlet of A-31 reaches 530 degrees Fahrenheit. (basis: cumulative increase, offsets)

~~A8. Deleted. (NOx CEM installed on S908. Semiannual CO Source Test required in Condition 18372, Part 34.) Within 60 days of the installation of low NOx burners in Furnace S 908, Permittee/Owner/Operator shall conduct a District approved source test for NOx and CO emissions on that furnace to determine compliance with Part No. 6. After the installation of low NOx burners, NOx and CO source tests will be conducted annually on this furnace. (basis: cumulative increase, BACT)~~

A10. Permittee/Owner/Operator shall ensure that any new valves in volatile hydrocarbon service (i.e. handling material above 0.5 psia true vapor pressure) or ammonia service associated with this project shall be "low-emission" valves. For the purposes of this permit, "low-emission" valves are one of the following: 1) live loaded valves, 2) bellows valves, 3) diaphragm valves, or 4) other valve approved by the APCO, in writing. (basis: cumulative increase)

A11. Permittee/Owner/Operator shall provide the District with the exact number, by unit, of new valves, flanges, pumps, compressors, and relief valves in volatile hydrocarbon service (i.e. handling material above 0.5 psia vapor pressure) prior to the issuance of the permit to operate. (basis: cumulative increase)

A12. Any new pumps in volatile hydrocarbon service (i. e. handling material above 0.5 psia vapor pressure) or ammonia service associated with this project shall have double mechanical seals with a barrier fluid which either: 1) is at a higher pressure than the seal pressure, or 2) is vented to a closed system, or 3) shall install an equivalent sealing system approved by the APCO. (basis: cumulative increase, BACT, offsets)

A13. Permittee/Owner/Operator shall install at least one magnetically-driven pump or equivalent equipment approved by the APCO. (basis: cumulative increase, offsets, BACT)

A14. Permittee/Owner/Operator shall implement an inspection and maintenance program for all pumps, compressors, valves, and flanges associated with this project in accordance with District Regulations 18, 25, and 28 with the following revisions:

a. All accessible pumps, compressors, valves, and flanges shall be subject to quarterly inspection and maintenance criteria;

b. The leak limitation shall be 1,000 ppm (expressed as methane) measured above background, 1 cm from the source;

c. Within 7 days of detection, all leaks shall be repaired or minimized in accordance with the above referenced Regulations. (basis: Regulation 8-18, Regulation 8-25, Regulation 8-28)

A16. For the purposes of these permit conditions, all source testing and monitoring requirements will be subject to the following general provisions:

a. At least two weeks prior to testing, Permittee/Owner/Operator shall contact the District's Source Test Section, in writing, to provide notification of the testing procedure, date and time, and to obtain details on source testing requirements. Source test procedures are subject to approval of the APCO.

~~b. Deleted. (Authority to Construct requirement to submit CEM specifications and plans for approval has been completed.) Prior to commencement of construction, Permittee/Owner/Operator shall submit plans and specifications for the Continuous Emission Monitor (CEM) to the District's Source Test Section and obtain approval.~~

~~c. Deleted. (Authority to Construct requirement to submit plans showing sampling facilities for approval has been completed.) Prior to commencement of construction, Permittee/Owner/Operator shall submit plans showing the details of sampling facilities to the District's Source Test Section and obtain approval. (basis: MOP Volume IV)~~

A17. The mitigation measures in the Mitigation Monitoring Program for which the District is listed as the Responsible Entity are considered to be permit conditions for Permittee/Owner/Operator for the purposes of this Authority to Construct. These mitigation measures are specified in the Mitigated Negative Declaration adopted by the District on December 16, 1991. (basis: cumulative increase, offsets)

B1. Definitions.

a. "Permitted annual emissions" shall mean the allowable emissions for a calendar year authorized by these conditions.

b. "Total annual emissions" shall mean the actual

emissions which occur in any calendar year.

c. "Total monthly emissions" shall mean the actual emissions which occur in any calendar month.

d. "Calendar day" (CD) of "calendar day basis" shall mean an average value determined by dividing the yearly total by 365.

e. "Stream day" (SD) or "stream day basis" shall mean the total value occurring on any one 24-hour day, from midnight to midnight, and is the actual daily rate.

f. "Calendar month" shall mean any month of the year measured from 12:01 A.M. on the first day of that month to midnight on the last day of that month.

g. "Calendar year" or "year" shall mean the year measured from 12:01 A.M., January 1 to midnight, December 31.

h. "permitted Monthly Maximum Emissions" shall mean the maximum allowable emissions for any calendar month authorized by these conditions.

i. "Permitted Monthly Compensatory Emissions" shall mean the allowable emissions in a calendar month before compensatory emission reductions are required.

j. "Startup" shall mean that period of time during which the piece of equipment in question is put into normal operation from an inactive status by following a prescribed series of separate steps or operations, not to exceed 8 hours. Permittee/Owner/Operator may develop and present specific alternate startup times for certain units. If approved by the APCO, these specific startup times will be used in place of the standard 8 hour time period for the given units.

k. "Shutdown" shall mean that period of time during which the piece of equipment in question is taken out of service from a normal operating mode to an inactive status following a prescribed series of separate steps of operations, not to exceed 8 hours. Permittee/Owner/Operator may develop and present specific alternate shutdown times for certain units. If approved by the APCO, these specific shutdown times will be used in place of the standard 8 hour time period for the given units.

1. "Light hydrocarbon service" shall mean the handling or service of liquid or gas-liquid streams with a true vapor pressure greater than 0.5 psia.

(basis: definitions)

B2. Emissions. The specific emission points covered by the various limitations listed in B2A-B2D below are set forth in Table A of the Appendix to these Conditions.

B2A. Listed below are the permitted annual emission limits for the emission points covered by this permit. If the permitted annual emission limit for any pollutant is exceeded, the applicable provisions of Part B3A shall apply.

Particulates	443 tons/year
Hydrocarbons	221.7 tons/year
NOx	2867.7 tons/year
S02	4580 tons/year
CO	573 tons/year

(basis: cumulative increase)

B2B. Listed below are the permitted monthly maximum emission limits for the emission points covered by this permit. If the permitted monthly maximum emission limit for any pollutant is exceeded, the applicable provisions of Part B3B shall apply.

Particulates	46 tons/month
Hydrocarbons	77 tons/month
NOx	339.67 tons/month
S02	684 tons/month
CO	57 tons/month

(basis: cumulative increase)

B2C. Listed below are the permitted monthly compensatory emission limits applicable to the emission points covered by this permit and Permittee/Owner/Operator shall ensure that the emission limits are met. If the permitted monthly compensatory emission limit for any pollutant is exceeded, the applicable provisions of Part B3C shall apply.

Particulates	42 tons/month
CO	49.1 tons/month

(basis: cumulative increase, BACT, offsets)

B2D. If, at the end of any calendar month, the total emissions accumulated so far in that calendar year exceed the permitted annual emissions prorated to the number of months elapsed so far that year plus the amounts set forth below, the informational requirements of Part B3D shall apply.

Particulates	9 tons
Hydrocarbons	35 tons

NOx	69 tons
S02	258 tons
CO	8.1 tons

(basis: cumulative increase, offsets)

B2E. The limits set forth in B2A & B2B above are legal limits which must not be exceeded. Accordingly, in the event that any such limit ever is exceeded, Permittee/Owner/Operator will be immediately subject to the applicable sanctions in Part B3 below. (basis: cumulative increase, offsets)

B3. Emission Reductions. The following conditions will apply as appropriate, when any of the various permitted emission limits set forth in Part B2 above are exceeded.

B3A. If any of the permitted annual emission limits of B2 are exceeded, the following conditions shall apply:

i. Permittee/Owner/Operator shall install and maintain on a permanent basis abatement equipment as specified in the Environmental Management Plan (or such other abatement measures approved by the Air Pollution Control Officer which will achieve equivalent emission reductions), to control emissions of the pollutant of concern so as to offset the excess at a ratio of 2:1 (i. e. for every ton per year by which the applicable limit is exceeded, the hardware to be installed or other measures to be taken shall achieve a permanent emission reduction of 2 tons per year). The limits in Condition B2A will be reduced accordingly;

ii. Permittee/Owner/Operator shall not process more than 108,000 barrels of crude oil per stream day or more than 97,000 barrels of crude oil per day averaged over any one calendar month until the emission reductions required under Part B3A.i. are achieved; and

iii. the permitted annual emissions limit for the pollutant of concern shall be reduced by the amount by which said limit was exceeded on a prorated calendar monthly basis, until the emission reductions required under Part B3A.i. above are achieved.

(basis: cumulative increase, offsets, bubble)

B3B. If any of the permitted monthly maximum emission limits of B2B are exceeded, the following conditions shall apply:

i. The excess shall be charged against the permitted annual limit in B2A above which is applicable to that pollutant by twice the amount by which the limit in B2B is exceeded; provided, however, that if such monthly excess occurs during December, then, to the extent that such excess cannot be charged as provided above without causing the annual limit to be exceeded, it will be charged once against the current calendar year and once against the following calendar year;

ii. Permittee/Owner/Operator shall either (a) install and maintain on a permanent basis abatement equipment or take measures which will achieve equivalent emission reductions as specified in the Environmental Management Plan to control emissions of the pollutant of concern so as to offset the excess at a ratio of 2:1 (i. e. for every ton per month by which the applicable limit is exceeded, the hardware to be installed or other measures to be taken shall achieve a permanent emission reduction of 2 tons per month); or (b) take such other abatement measures approved by the Air Pollution Control Officer which will prevent a recurrence of the type of incident which caused the excess; and

iii. Permittee/Owner/Operator shall not process more than 108,000 barrels of crude oil per stream day or more than 97,000 barrels of crude oil per day averaged over any one calendar month until the emission reductions or other measures required under Part B3B.ii. above are achieved. (basis: cumulative increase, offsets)

B3C. If any of the permitted monthly compensatory emission limits of B2C are exceeded, then the excess shall be charged against the permitted annual limit in B2A above which is applicable to that pollutant by twice the amount by which the limit in B2C is exceeded; provided, however, that if such monthly excess occurs during December, then, to the extent that such excess cannot be charged as provided above, without causing the annual limit to be exceeded, it will be charged once against the current calendar year and once against the following calendar year. However, this provision shall only apply when the sanctions set forth in Part B3B above are not triggered. (basis: cumulative increase, offsets)

B3D. If any of the limits of B2D are exceeded, Permittee/Owner/Operator shall submit to the District within 30 days of the end of that calendar

month a revised Environmental Management Plan in accordance with Part B14 below, which shall indicate the steps to be taken to assure that the permitted annual emission limits in B2A will be met for that calendar year. (basis: cumulative increase, offsets)

B3E. Reductions of hydrocarbon may be used to offset increases NOx at a ratio of 1:1, provided that Permittee/Owner/Operator demonstrates to the satisfaction of the Air Pollution Control Officer that the increased NOx emissions will not cause or contribute to an excess of any ambient air quality standard for NO2 at the point of maximum ground level impact, as defined in Section 2-2-206 of the District's Rules and Regulations. (basis: cumulative increase, offsets)

B3F. In the event that Permittee/Owner/Operator installs abatement equipment to achieve 2:1 offsets on a permanent basis (or takes measures which will achieve equivalent permanent emission reductions) pursuant to Part B3B.ii.(a) above, any such emission reductions will be credited towards emission reductions which may be required under Part B3A.i. above for that same calendar year, provided the generation of offsets complies with applicable requirements of the SIP adopted version of Regulation 2, Rule 2. (basis: cumulative increase, offsets)

B4. Monitoring. The following monitoring instruments listed shall be installed, calibrated, maintained and operated by Permittee/Owner/Operator:

B4A. An instrument to continuously monitor and record the H2S concentrations in fuel gas. being fed to the following new or modified units, which will be required to comply with the New Source Performance Standard for the burning of fuel gas (0.23 grams of H2S/dry standard m3 on a 3-hour average basis):

No. 3 HDS Recycle Gas Heater, S-973
No. 3 HDS Fractionator Feed Heater, S-974
Nos. 51, 53, and 54 Furnaces (S-951, S-971, and S-972, respectively)
(basis: NSPS)

B4B. An instrument to continuously monitor nitrogen oxide emissions and oxygen concentration in the flue gas from the following units:

No. 3 HDS Recycle Gas Heater, S-973
No. 3 HDS Fractionator Feed Heater, S-974
~~No. 2 H2 Plant Reforming Furnace, S-1031~~

~~No. 2 H2 Plant NH3 Dissociation Furnace, S-1032~~

No. 3 Crude Unit, No. 8 Furnace, S-908
Hydrocracker Stabilizer Reboiler (F34), S-934
Hydrocracker Splitter Reboiler (F35), S-935
No. 5 Gas Plant Debutanizer Reboiler (F22), S-922
(basis: cumulative increase, offsets)

B4C. An instrument to continuously or sequentially monitor stack oxygen concentrations on each of, and an instrument to monitor fuel usage by, the following units:

~~#3 Crude Unit Furnace #8, S-908,~~

#1 Feed Prep. - Furnace #9, S-909,

~~#4 Gas Plant Furnace #10, S-910,~~

#1 Feed Prep. - Furnace #12, S-912,

#2 Feed Prep. - Furnace #13, S-913,

#1 HDS - #16 Heater, S-916,

#1 HDS - #17 Prefractionator Reboiler, S-917,

~~#2 HDS Depentanizer Reboiler, #19 Furnace, S-919,~~

#2 HDS - #20 Charge Heater, S-920,

#2 HDS - #21 Charge Heater, S-921,

HDN Reactor - #28 Furnace, S-928,

HDN Reactor - #29 Furnace, S-929,

HDN Reactor - #30 Furnace, S-930,

Hydrocracker - #31 Furnace, S-931,

Hydrocracker - #32 Furnace, S-932,

Hydrocracker - #33 Furnace, S-933,

~~Hydrocracker #34 Furnace, S-934,~~

~~Hydrocracker #35 Furnace, S-935,~~

~~Hydrogen Plant, Steam Reformer, #37 Furnace, S-937~~

(basis: cumulative increase, offsets)

To the extent that it is technologically feasible to do so, all of the required stack oxygen concentration monitors shall be equipped with oxygen analyzer controlled by feedback systems set at oxygen levels which will yield the minimum amount of nitrogen oxides while still achieving complete combustion. If such feedback systems are not feasible for any of these units, Permittee/Owner/Operator shall substitute alternative controls to be approved by the Air Pollution Control Officer, which will achieve the levels of NOx control equivalent to those specified in B7C below. (basis: cumulative increase, offsets)

B4D. All other instruments listed on Table D of the Appendix to these Conditions, which are not specifically referred to in B4A-B4C above. (basis: cumulative increase, offsets)

B5. Reporting and Record Keeping. The following conditions will document Permittee's/Owner's/Operator's emissions on a monthly basis, in addition to satisfying the

requirements of Regulation 10- 1-402 of District regulations. These reporting requirements do not eliminate the need to comply with any other District reporting and record keeping requirements.

B5A. Permittee/Owner/Operator shall maintain a file containing all measurements, records, charts and other data which are required to be collected pursuant to the various provisions of this conditional permit, as well as all other data and calculations necessary to determine actual emissions from all emission points covered by this permit. This file, which may contain confidential or proprietary data, shall include, but not be limited to:

the data collected from all in-stack monitoring instruments,

the records on fuel input rates and relevant records of crude oil and other hydrocarbons processed.

Estimates of emissions from all units covered by this permit which are included under the limits set forth in Part 2 above shall be calculated in accordance with Tables B & C of the Appendix to these Conditions. This material shall be kept available for District inspection for a period of at least 5 years following the date on which such measurements, records or data are made or recorded. (basis: cumulative increase, offsets)

B5B. Permittee/Owner/Operator shall make a monthly report to the District, within 30 days after the end of each month, which shall specify the emissions from all operations covered by this permit during the previous month, and shall state in detail the basis therefore. The reporting format for such reports shall be structured so as to enable the Air Pollution Control Officer to readily determine compliance with the provisions of this Conditional Permit, and shall be subject to the approval of the APCO. Any computer programs utilized by Permittee/Owner/Operator to calculate emissions from any operations covered by this permit shall also be subject to the approval of the APCO. (basis: cumulative increase, offsets)

B5C. Permittee/Owner/Operator shall conduct monthly audits of all emission and fuel rate monitoring systems required under Part B4 above to insure that instrument accuracy is maintained.

Permittee/Owner/Operator shall promptly repair all malfunctioning systems and replace any system that has a chronic problem. A record of the results of all such audits shall be maintained as part of the file required under B5A above. (basis: cumulative

increase, offsets)

B6. Process Unit Design.

B6A. The design feed rate to the Ammonia Recovery Plant shall be at least 75 tons/day. (basis: cumulative increase)

B6B. The following process unit design rates reflect the design and specifications outlined in the Permit application and were used to calculate allowable emissions from the modified Refinery:

UNIT	DESIGN PROCESS RATE
#3 HDS Unit, S-850	70,000 barrels/stream day
Merox Unit, S-848	55,000 barrels/stream day

These units shall be designed and built in accordance with the above specifications, and total annual emissions caused by these units shall not exceed the amount that would be produced if the unit were operated at no more than the above design process rates. (basis: cumulative increase, offsets)

B6C. The No. 3 HDS Unit (S-850) shall not process more than 70,000 barrels per stream day. (basis: cumulative increase, offsets)

B6D. The FCCU Mercox Unit (S-848) shall not process more than 55,000 barrels per stream day. (basis: cumulative increase, offsets)

B7. Combustion Controls.

B7A. Except during periods of startup or shutdown, emissions of nitrogen oxides (calculated as NO₂) and carbon monoxide shall not exceed the following limits.

NO _x (ppmvd)	CO (ppmvd)	Unit(s)
10	50	S-908
40	50	S-973 and S-974
60	50	S-917, S-919, S-922, S-927, S-934 & S-935
75	50	S-971 and S-972

Except for S-908, these limits shall be based on an 8 hour average and corrected to 3% excess oxygen on a dry basis. For S-908, the limit shall be based on a 3 (three) hour average and corrected to 3% excess oxygen.

(basis: cumulative increase, offsets, BACT)

B7B. The sum of the maximum firing rates of the

first two units listed in B4B above (S-973 and 974) shall not exceed 123 x 106 BTU/hr. (basis: cumulative increase, offsets)

B7C. For the furnaces listed in B4C above, Permittee/Owner/Operator shall demonstrate by source tests and calculations that, in the aggregate, NOx emissions do not exceed 160 lb. NOx per billion BTUs heat input when firing refinery fuel gas at, or as nearly as practicable to the maximum daily firing rates which occurred during the previous 6 months. Such demonstration shall be made annually. If aggregate emissions from these units exceed 160 lb. NOx per billion BTU heat input, Permittee/Owner/Operator will install additional controls on other ~~refinery units at the Avon Refinery~~ so as to achieve the same amount of control that would be obtained if all of the units listed in B4C did achieve, in the aggregate, an emission rate of 160 lb. NOx/billion BTU heat input. (basis: cumulative increase, offsets)

B7D. For the furnaces ~~S908, S917 and, S919, S934, S935 and S937,~~ Permittee/Owner/Operator shall demonstrate by source test that NOx and CO emissions do not exceed 60 ppmvd and 50 ppmv, at 3% oxygen, averaged over 8 hours, respectively, when firing refinery fuel gas at, or as nearly as practicable to the maximum daily firing rates which occurred during the previous 6 months. Such demonstration shall be made annually. ~~The CO source test requirement shall not apply to S-937.~~ (basis: cumulative increase, offsets)

~~For the furnaces deleted from 4C above, namely sources 908, 917, 919, 934, 935, and 937, Permittee/Owner/Operator shall demonstrate by source test that NOx and CO emissions do not exceed the emission limits in Part B7A, when firing refinery fuel gas at operating conditions specified in District approved source test protocol. Such demonstration shall be made annually. (basis: cumulative increase, offsets)~~

B8. Hydrocarbon Controls.

B8A. All new compressor seals in hydrocarbon service associated with this project shall be vented to a closed gas system, except for two high purity hydrogen make-up compressors at the new No. 3 HDS Unit. The vapors from the seals on the three (3) existing compressors S-952, S-953, and S-954 shall be collected and vented directly to the compressor inlets, or a closed gas system. (basis: cumulative increase, offsets, BACT)

B8B. All new pumps in light hydrocarbon service associated with this project shall be equipped with double mechanical seals, or Permittee/Owner/Operator shall retrofit other existing pumps with double mechanical seals so as to achieve the same amount of emission reductions that would be obtained by installing such seals on all of the new pumps referenced above. (basis: cumulative increase, offsets, BACT)

B8C. Hydrocarbon vapors associated with the two existing tanks S-57 and S-323 shall be controlled by venting to the vapor recovery system, and tank S-57 may only store or contain materials which have a vapor pressure of 1.5 psia or less. This condition is in place to assure that offsets provided as part of Application No. 27769 are permanent. S-323 was modified via 2004 Application 10667. See Condition 13605. (basis: cumulative increase, offsets, BACT)

B8D. In the event that No. 4 Gas Plant modifications are not constructed, Permittee/Owner/Operator shall retrofit eight (8) pumps in light hydrocarbon service with double mechanical seals or equivalent. In the event that the hydrogen recovery unit is not completed, Permittee/Owner/Operator shall receive a credit of three (3) lb per calendar day against the total fugitive hydrocarbon emissions as listed in Table E of the Appendix to this Conditional Permit. (basis: cumulative increase, offsets)

B9. Sulfur Recovery Facilities.

B9A. Within 48 months of the issuance of the Authority to Construct upon which this Conditional Permit is based, the Claus unit at the sulfur Recovery facility shall be in final compliance with the substantive requirements of Section 9-1-305.4 of the District's Rules and Regulations, which will require such unit to achieve a sulfur removal efficiency that will result in emission of no more than 4 pounds of SO₂ per ton of sulfur processed. This limitation shall be achieved by means of the installation at the Claus unit of a new tail gas unit with a minimum capacity adequate to achieve this degree of control. In the event that the Authority to Construct upon which this Conditional Permit is based is challenged or appealed before the District's Hearing Board or before any court of competent jurisdiction, the deadline for final compliance set forth hereinabove will be extended until 48 months after the final judicial or quasi-judicial resolution of any such challenge or

appeal; but, in no such event shall such deadline be extended beyond January 1, 1989.

B9B. In emergency situations where the entire sulfur removal capability of the sulfur recovery facility is not operating, the refinery shall take immediate actions to assure that total SO₂ emissions from both the refinery and the sulfur recovery facility will not exceed 29 tons/stream day. These actions shall include, not need not be limited to, the following:

i. Condense and store foul water stripper overhead.

ii. Discontinue burning of coke at No. 6 Boiler.

iii. Reduce Hydrocracker-HDN feed rate to 12,000 bbl/stream day.

iv. Discontinue burning of fuel oil, except as required to maintain combustion stability and operating safety of the No. 5 and No. 6 Boilers.

v. Reduce feed rate to the Coker and to the FCCU, and use all available de-sulfurized feed-stock as FCCU feed.

vi. Shut off feed to No. 1, No. 2, and No. 3 HDS Units and "hot sweep" the reactors.

vii. If any emission monitor for SO₂ is not operating properly, conduct a daily source test for the source in question. Such source tests shall consist of three continuous 30 minute measurements, taken at least 30 minutes apart, of the SO₂ concentration and stack gas flow rates. The average of these three measurements shall be used as the basis for establishing SO₂ emissions for purposes of calculation.

viii. Calculate the emissions of SO₂ from all flares at the refinery, and report same to the District as part of the next monthly report required under 5B above.

ix. Report this event to the BAAQMD by telephone as soon as possible with due regard to safety, and submit a written follow-up, detailing the specific measures taken by Permittee/Owner/Operator to control SO₂ emissions during the event, as part of the next monthly report required under 5B above. Measures other than those referred to in i.-vi. above, may be substituted for any of said measures, if Permittee/Owner/Operator can satisfy the Air Pollution Control Officer that total sulfur dioxide

emissions from both the refinery and the sulfur recovery facilities will not exceed 29 tons/stream day.

(basis: cumulative increase, offsets)

B9C. When the Sulfur Plant is shutdown and Acid Plant is operating, the refinery will immediately take the following actions to insure the H₂S going to the sulfur recovery facility is within the capacity of the Acid Plant under then-current operating conditions, and will not result in the emissions or more than 23 tons/stream day of SO₂ from both the refinery and the sulfur recovery facility.

- i. Condense and store sufficient foul water stripper overhead, and/or
- ii. Reduce feed rate to the Hydrocracker-HDN, and/or
- iii. Reduce feed rate to the Coker, and/or
- iv. Reduce feed rate to the No. 1 HDS Unit, and/or
- v. Reduce feed rate to the No. 2 HDS Unit, and/or
- vi. Reduce feed rate to the No. 3 HDS Unit.
- vii. Calculate the emissions of SO₂ from all flares at the refinery, and report same to the District as part of the next monthly report required under 5B above.
- viii. Report this event to the BAAQMD by telephone, within one (1) working day, and submit a written follow-up, detailing the measures taken to control SO₂ emissions during the event, as part of the next monthly report required under 5B above. Measures other than those referred to in i.-vi. above may be substituted for any of said measures, if Permittee/Owner/Operator can satisfy the Air Pollution Control Officer that total sulfur dioxide emissions from both the refinery and the sulfur recovery facilities will not exceed 23 tons/stream day.

(basis: cumulative increase, offsets)

B10. Access.

B10A. The APCO or his representatives and the U. S. Environmental Protection Agency shall have access to appropriate portions of the refinery and wharf,

to conduct source tests or inspections in accordance with Section 1-440 of the District's Rules and Regulations, and the provisions of the Clean Air Act.

B10B. The APCO or his representatives and the U. S. Environmental Protection Agency shall have the right to inspect and audit all records which are required to be maintained by Part B5 above, and any other records in Permittee's/Owner's/Operator's possession which will disclose the nature of quantity of emissions from refinery and marine operations. (basis: cumulative increase, offsets)

B11. Enforcement.

Violation by Permittee/Owner/Operator of any of the conditions set forth in this Conditional Permit shall subject Permittee/Owner/Operator to enforcement action under Chapter 4 of Part 4 of Division 26 of the California Health and Safety Code, and to enforcement action by the U. S. Environmental Protection Agency pursuant to the Clean Air Act (42 U.S.C. 7401, et seq.) As appropriate, each and every such violation shall be deemed to be a discrete and separate violation with respect to which the District will be entitled to take legal action. (basis: cumulative increase, offsets)

B12. Miscellaneous.

B12A. No. 1 Isomerization Unit shall be dismantled within ninety (90) days after start-up of the No. 3 HDS Unit.

B12B. Tanks A-142 and A-319 shall be dismantled within ninety (90) days prior to start-up of the NO. 3 HDS Unit.

B12C. All equipment, facilities, and systems installed or used pursuant to, or to achieve compliance with the terms and conditions of, this Conditional Permit shall at all times be maintained in good working order and be operated with due regard for the goal of complying with the terms and conditions of this permit and with all applicable District regulations.

B12D. Nothing in these conditions shall be construed to allow the violation of any law or of any rule or regulation of the Bay Area Air Quality Management District, the State of California or the United States Environmental Protection Agency.

B12E. Any emission reductions which Permittee/Owner/Operator may be required to undertake in accordance with Part B3 above shall not be eligible to be credited as emission reductions against any subsequent projects for purposes of calculating "cumulative increases", nor shall they be eligible to be "banked" in accordance with the District's New Source Review Rule. However, any emission reductions which Permittee/Owner/Operator achieves in accordance with the Rules and Regulations of the District, above and beyond those reductions required pursuant to this Conditional Permit, may be so credited or "banked".

B12F. In the event of changes in District regulations which will require actual reductions in the amount of emissions from existing sources which would otherwise be allowed under the terms of this Conditional Permit, the annual limits set forth in Part B2 above shall be reduced by the APCO by an amount equivalent to what would be required under any such rule change.

B12G. The baseline emissions for purposes of the permit analysis of any proposed new or modified units, which may in the future be proposed to be built by Permittee/Owner/Operator within the boundaries of the Avon Refinery, will be the limits set forth in Part B2A above, as may be amended to reflect subsequent revisions to District rules pursuant to Part B12F or subsequent deposits to or withdrawals from the District's emissions bank, rather than actual emissions after the baseline period of 1977-1979 (which was used as the basis for issuance of this permit), if doing so is allowed pursuant to the SIP adopted version Section 604.2 of Regulation 2, Rule 2.

B12H. In the course of constructing the project covered by this Conditional Permit, Permittee/Owner/Operator shall install no more valves, pumps, flanges, process drains and compressors for this project than are listed in Table E of the Appendix to this Permit, unless the emissions associated therewith are accompanied by intra-source emission reductions on a 1:1 basis. Permittee/Owner/Operator shall provide written confirmation of compliance with this condition within 90 days after the start-up of the new No. 3 HDS Unit.

B12I. Permittee/Owner/Operator shall apply for a permit when any tanks presently out of service or presently in exempt service are proposed to be

placed in nonexempt service. The emissions from any such tanks shall be calculated and, if applicable, shall be subject to the requirements of B12G. above.

B12J. Instrument downtime (including, but not limited to, in-stack monitors and other instruments whose readings are used to calculate emissions) caused by malfunction, upset, breakdown, repair, maintenance or failure where such instrument downtime exceeds a continuous 24-hour period shall be handled as follows for purposes of calculating emissions: Emissions shall be determined by reference to the recorded value for that instrument from the last calendar day (or other relevant period) immediately preceding the day on which the instrument in question became inoperable, for which there was a valid reading, unless the Air Pollution Control Officer determines on the basis of other evidence (such as, but not limited to, the results of source tests conducted during the period in which the instrument is not operating, or changes in operating conditions of the unit in question) that some other value more reasonably reflects the actual emissions during the period in question.

B12K. Emissions in excess of applicable emission limitations resulting from breakdowns, malfunctions or other causes for which a variance, an interim variance, or an emergency variance is granted by the Hearing Board, or for which the Air Pollution Control Officer grants relief in accordance with Section 1-112 of the District's Rules and Regulations, may be excluded by the Hearing Board or Air Pollution Control Officer, as appropriate, from those emission totals which are counted towards compliance with the limits set forth in Part B2 above; provided, however, that this provision shall not excuse Permittee/Owner/Operator from the obligation to report to the District pursuant to B5B above the actual emissions from the emission points covered by this permit during the period covered by any such relief. This part (part B12K) of this condition is not federally enforceable.

B12L. If Permittee/Owner/Operator can demonstrate by modeling to the satisfaction of the Air Pollution Control Officer, consistent with the requirements of the SIP adopted version of Regulation 2, Rule 2 and applicable provisions of the federal Code of Regulations, that increased emissions of carbon monoxide from all emission points covered by this permit will not interfere with the attainment or maintenance of all

applicable air quality standards for CO within the District, then the various limits for carbon monoxide set forth in Part B2 of this permit shall be adjusted accordingly. (basis: cumulative increase, offsets)

B13. Severability.

The provisions of this Conditional Permit are intended to be severable, and, if any individual condition or provision hereof is held to be invalid by order of any court of competent jurisdiction, or for any other reason, the remainder of this Conditional Permit shall not be affected thereby. (basis: cumulative increase, offsets)

B14. Environmental Management Plan.

Sixty days prior to start up of the No. 2 Hydrogen Plant (S-994) HDS Unit, an initial Environmental Management Plan (EMP) shall be submitted to the District for review by the Air Pollution Control Officer. (basis: cumulative increase, offsets)

This plan shall specify how Permittee/Owner/Operator will assure that the permitted annual and monthly maximum emission limits set forth in Parts B2A and B2B above will not be exceeded, and also shall describe feasible options for providing emissions reductions which would be required under Part B3 above, if any of the emissions limits of Parts B2A and B2B were exceeded. The options to be described shall include the installation of various types of abatement equipment which would achieve permanent offsets, and the adoption by Permittee/Owner/Operator of various operational limitations and other short-term control measures which would limit emissions. Both long-term and short-term control options shall be discussed. The purpose of this plan is to provide assurance that Permittee/Owner/Operator is capable of taking all reasonable steps to assure that the various limits established by this Conditional Permit will be complied with, and to expedite any installation of abatement equipment if it is ever required.

The EMP shall be updated and resubmitted to the District for review by the APCO, whenever any of the limits set forth in Part B2D above are exceeded, or within 1 year after the most recent EMP submittal, whichever comes first. However, in the event that EMP submittal is triggered by an excess of any of the limits of Part B2D, that resubmittal shall also describe in detail the means by which Permittee/Owner/Operator will assure that

the permitted annual emissions limit of Part B2A will not be exceeded for that calendar year, and shall describe in detail specific control techniques available, and the sources to which they would be most applicable, in the event that permanent offsets were needed.

To the extent that any EMP submittal contains confidential information, such information shall be afforded the protection provided by applicable laws, rules and regulations.

Once the APCO has reviewed an EMP submittal, the District staff's comments and recommendations on it shall be forwarded to Permittee/Owner/Operator as expeditiously as practicable. Within 30 days after its receipt of such comments and recommendations, Permittee/Owner/Operator shall either (1) revise the EMP to reflect such comments and recommendations; or (2) attach as an Appendix to the EMP all comments and recommendations which Permittee/Owner/Operator did not include in its EMP revision together with a detailed explanation as to why each comment and recommendation was not adopted or included in the EMP itself. (basis: cumulative increase, offsets)

CHANGES TO PERMIT NO. 548 (THE HYDROCRACKER EXPANSION PROJECT):

C1. The HDN/Hydrocracker (S1007, S1008) feed rate shall not exceed 35,000 barrels per calendar day, or 37,000 barrels per stream day. Permittee/Owner/Operator may submit a permit application to change or remove this condition. (basis: cumulative increase, offsets)

C2. In a District approved log, Permittee/Owner/Operator shall record the throughput of petroleum/VOC feed material to S-1007 in units of barrels per stream day.

COND# 12016 -----

Condition ID #12016
Application 10912

Administratively Revised by Application 19874 (July 2009) Updates for Combustion Sources

Clean Fuels Project
Permit Conditions

Unless specified otherwise, the following permit conditions apply only to sources installed or modified as part of the Clean Fuels Project.

9.1 Source Tests / Continuous Emission Monitors

For any source test or continuous emission monitor/recorder (CEM) required by any permit condition associated with the Clean Fuels Project, the following shall apply:

1. For the purposes of determining compliance with any of the emission limits in these Clean Fuels Project permit conditions (including emission limits with averaging times that exceed the typical source test duration), the applicable source test methods in the District's Manual of Procedures shall be sufficient for documenting compliance and non-compliance. All source testing and monitoring shall be done in accordance with the District Manual of Procedures. Written source testing protocol shall be submitted to the District Source Test Division for review and approval at least 30 days prior to conducting the source test.
(basis: cumulative increase, offsets, BACT)
2. The District Source Test Division shall be notified in writing of the date and time of any source test, at least 2 weeks prior to conducting the source test.
(basis: cumulative increase, offsets, BACT)
3. The initial source tests required by these permit conditions shall be conducted according to the following schedule:
 - a. within 60 days of startup; or
 - b. within 30 days of achieving maximum production rate, if maximum production is not achieved within the first 30 days following startup, not to exceed 150 days from initial startup.
(basis: cumulative increase, offsets, BACT)
4. Written source test results shall be submitted to the District Source Test Division and the District permit engineer within 60 days of completion of the source test, unless an extension is approved by the District. In all cases, written source test results must be received by the District within 150 days of startup.
(basis: cumulative increase, offsets, BACT)
5. Prior to construction of any source for which a source test or CEM is required, Permittee/Owner/Operator shall provide the location of all sampling ports, platforms, etc... to the District Source Test Division for review and approval.
(basis: cumulative increase, offsets, BACT)

6. Prior to the installation of any CEM, Permittee/Owner/Operator shall submit the CEM design to the District Source Test Section for review and approval.
(basis: cumulative increase, offsets, BACT)
7. Each CEM shall be installed, maintained, calibrated and operated in accordance with all applicable District regulations. Permittee/Owner/Operator shall use a computer or stripchart to record, store, and report a summary of the CEM data for the monthly report. For any CEM that is used to verify compliance with a concentration limit that is averaged over a specified time period, average concentrations shall be calculated. These average concentrations shall be summarized in the monthly report.
(basis: cumulative increase, offsets, BACT)

9.2 Record Keeping & Monthly Reporting

1. Permittee/Owner/Operator shall keep records of all necessary information to demonstrate compliance with all permit conditions associated with the Clean Fuels Project. All records shall be retained for at least two years from the date of entry, and shall be made available to the District upon request. This includes, but is not limited to, records of source test data, CEM data, fuel usage, emission calculations and fugitive component counts. Permittee/Owner/Operator shall also keep all records required by NSPS and NESHAP regulations.
(basis: cumulative increase, offsets, NSPS, NESHAP)

~~2. Deleted. (All information required to determine compliance was submitted March 1, 1995.) Upon startup of the first process unit associated with~~

~~the Clean Fuels Project, Permittee/Owner/Operator shall submit all information deemed necessary by the District permit engineer to determine compliance with all permit conditions required for this project. The format of the reports shall be subject to approval by the District permit engineer prior to startup, and shall include, but is not limited to, the information listed below for new or modified sources in the Clean Fuels Project. Changes to the original format shall be subject to approval by both Permittee/Owner/Operator and the District permit engineer.
(basis: cumulative increase, offsets, NSPS, NESHAP)~~

3.- Monthly Reporting Requirements

Fuel usage including type and amount for source:
S-937 No. 1 Hydrogen SMR Furnace, F-37
+ Combustion emissions for this source ;
+ CEM data and emission calculations;
+ CEM indicated excesses;

- + Fuel gas H2S concentrations;
- + Breakdown requests and associated BAAQMD ID #'s.

Annual Reporting Requirements

+

9.3 Offsets

1. If after completion of the Clean Fuels Project, a source(s) was not constructed, the project emissions shall be adjusted and offsets provided for the source(s) shall be returned to the banking certificate; or in the case of PM10 emissions, offsets may either be returned to the Coker/No. 5 CO Boiler (S-806/S-903) emissions limit, the source from which offsets were provided, or banked.
 (basis: cumulative increase, offsets)

9.4 Fugitives

Conditions 9.4-1 through 9.4-4 for fugitive emissions apply only to POC gaseous and light-liquid services.

~~1. Deleted. (The Authority to Construct design requirements for fugitive components is completed.) New or modified fugitive equipment in POC gaseous or light liquid service, installed as part of the Clean Fuels Project shall comply with the following requirements:~~

Fugitive Leak Equipment Type	Limit (ppm)	Inspection Frequency	Acceptable Technologies
---	------------------------	---------------------------------	------------------------------------

1.a	Valves	100	according to Reg 8, Rule 18	(a) bellows sealed (b) live loaded (with polished stems for flow control valves) (c) graphite or Teflon packed (d) equivalent District Approved type.
----------------	-------------------	----------------	--	--

1.b	Flanges	100	according to Reg 8, Rule 18	(a) graphite or Teflon based gaskets (b) metal ring joints or an equivalent District approved technology.
----------------	--------------------	----------------	--	--

1.e			
Pump	500	according to Reg 8, Rule 25	(a) dual mech. Seals seals with heavy liquid barrier fluid either at higher pressure than the process stream or vented to a 95% efficient control device. (b) single mechanical seal vented to a 95% efficient control device. (c) sealless pump technology approved by the District such as "canned" or magnetically driven pumps.
1.d			
Compressor Seals (centrifugal compressors)	500	according to Reg 8, Rule 25	(a) "wet" dual mechanical seals with heavy liquid barrier fluid vented to a 95% efficient control device. (b) dual dry gas mechanical seals with inert gas buffer vented to a 95% efficient control device.
1.e			
Compressor Seals (reciprocating compressors)	500	according to Reg 8, Rule 25	(a) vented to a 95% efficient control device.
1.f			
Pressure Relief Valves		according to Reg 8, Rule 28	(a) vented to the flare gas recovery system or a District approved control device, 95% efficient.
1.g			
Process Drains			(a) P Trap sealing system.
1.h			
Process Sample			(a) closed loop or continuous

~~Systems flow design
with no purging
to process~~

~~This condition does not apply to pressure relief valves on storage tanks or pressure relief valves that handle only low vapor pressure material (<0.05 psia). However, for pressure relief valves, light liquid includes those materials with vapor pressures between 0.05 psia and 0.5 psia. If the District revises Regulation 8, Rule 28, Pressure Relief Valves at Petroleum Refineries and Chemical Plants, to increase the low vapor pressure exemption in Regulation 8-28 111, then the vapor pressure exemption in this condition may be adjusted accordingly, not to exceed 0.5 psia. (basis: BACT, offsets, cumulative increase, toxics, Regulation 8-18, Regulation 8-25, Regulation 8-28)~~

~~2. Deleted. (The Authority to Construct design requirement for compressors is completed.) All new, modified or replaced compressors in hydrocarbon service (<50% hydrogen) installed as part of the Clean Fuels Project shall be equipped with an automatic leak indicator (basis: NSPS: 40 CFR 60, Subpart GGG).~~

~~3. Deleted. (The Authority to Construct design requirement definition of light liquid service for fugitive components is no longer needed.) For the purpose of these permit conditions, unless specifically stated, light liquid service shall be defined as a hydrocarbon liquid having an initial boiling point of 302 oF or less. (basis: cumulative increase)~~

4. Total fugitive emissions from all new or modified equipment installed as a part of the Clean Fuels Project are 71.564 tpy precursor organic compounds. Permittee/Owner/Operator shall submit a count of compressors, pumps, valves, and flanges within 60 days of start-up of each unit. If there is an increase in total emissions, Permittee/Owner/Operator's cumulative emissions shall be adjusted to reflect the difference between emissions based on predicted versus actual component counts. Permittee/Owner/Operator shall provide to the District any required offsets, at the offset ratio triggered at the time of permit issuance, but not less than 1.15:1.0, for any adjusted cumulative increase in emissions. Additional offsets shall be provided within 90 days of start-up. Fugitive emissions shall be calculated using the fugitive emission factors identified in the fugitive emission calculations in Appendix B of the Engineering Evaluation Report for Application Number 10912.
(basis: cumulative increase, toxics)

9.5 Fuel Gas System

1. The refinery fuel gas burned in any Clean Fuels Project combustion source shall be limited to all of the following:
 - a. 0.1 grain/dscf (163 ppm) H₂S averaged over 3 hours (basis: NSPS: 40 CFR 60 Subpart J),
 - b. 100 ppmv H₂S averaged over any consecutive 24-hour period (basis: BACT)
 - c. 50 ppmv H₂S averaged over any consecutive 12-month period; and, (basis: BACT)
 - d. 100 ppmv total reduced sulfur (hydrogen sulfide, methyl mercaptan, carbon disulfide, dimethyl sulfide, dimethyl disulfide, and carbonyl sulfide), expressed as H₂S equivalent, averaged over any consecutive 12-month period. (basis: BACT)

2. Permittee/Owner/Operator shall install a continuous gaseous fuel monitor/recorder to determine the H₂S content of the refinery fuel gas prior to combustion in all Clean Fuels Project combustion sources. Permittee/Owner/Operator shall also, prior to combustion in all Clean Fuels Project combustion sources, install a continuous monitor/recorder, or an alternate monitoring method approved by the District, to measure total reduced sulfur compounds in the refinery fuel gas expressed as H₂S equivalent. (basis: BACT, NSPS: 40 CFR 60 Subpart J)

3. Permittee/Owner/Operator shall calculate and record the:
 - (1) 3-hour H₂S content;
 - (2) 24-hour rolling average H₂S content;
 - and (3) TRS content of the refinery fuel gas, for determining compliance with Condition 9.5-1. On a monthly basis, Permittee/Owner/Operator shall report daily fuel consumption and the highest 3-hour and 24-hour average H₂S content of the refinery fuel gas, for combustion sources associated with the Clean Fuels Project. Permittee/Owner/Operator shall also report the monthly, and 12-month average TRS concentrations in the refinery fuel gas. (basis: BACT, NSPS: 40 CFR 60 Subpart J)

- 9.6 Combustion Sources (S-1033, S-1034, S-1035 and S-1036) These sources were not installed and conditions associated with these sources have been deleted. (basis: cumulative increase)

- 9.7 Storage Tanks (S-773, S-774, S-776, S-777, S-778, S-779, S-783, S-784, S-785, S-786, and S-787) These sources were not installed and conditions associated with these sources have been deleted. (basis: cumulative increase)

9.8 Flares (A-33 and A-35) These control devices were not installed and conditions associated with these control devices have been deleted.

(basis: cumulative increase)

9.9 Cooling Towers (S-989, S-993, and S-994) These sources were not installed and conditions associated with these sources have been deleted.

(basis: cumulative increase)

9.10 Toxics

1. The total carcinogenic risk from the Clean Fuels Project shall not exceed 4.5 in one million, the risk attributed to the Project based on the District-adjusted Health Risk Assessment (HRA).

(basis: toxics)

2. Upon startup of each process unit, Permittee/Owner/Operator shall compare actual counts of individual fugitive components (valves, flanges, pumps, compressors, relief valves) with the number of components for each stream (components that were modeled under a single modeling identification number in the Project Health Risk Assessment). If the actual number of components is greater than the number used in the Project HRA for a stream, then Permittee/Owner/Operator shall re-calculate fugitive emissions for that stream. If the re-calculated fugitive emissions exceed the original HRA emissions for that stream by 10% or more, then Permittee/Owner/Operator shall re-calculate the carcinogenic risk for that process stream. (Permittee/Owner/Operator may also consider risk reductions for those streams with fewer components, if they wish.) Upon completion of the Clean Fuels Project, Permittee/Owner/Operator shall total all of the risk increases (and decreases, if calculated) for individual streams, relative to the original HRA calculations, and adjust the project risk accordingly.

(basis: cumulative increase, toxics)

9.11 Summary of Refinery Cap Revisions

(Refer to Appendix B, Tables B-1 and B-2.)

1. Cap PM10 emission limits are reduced to reflect the offsets provided by emission reductions at No. 5 CO Boiler S-903.

(basis: offsets)

2. Cap POC emission limits are raised to reflect the slight emission increases at tanks S-773 and S-774 (MTBE tanks converted to gasoline storage). Also, tanks S-773 and S-774 will be removed from the text of Condition ID 10525, which pertains to the MTBE Unit.

(basis: cumulative increase)

3. Use of AP-42 emission factors is specified in the cap conditions, in lieu of current cap factors, for No. 1 Hydrogen Plant SMR Furnace, S-937. Cap emission limits were changed to reflect the changed emission calculation basis to AP-42 factors. For all pollutants except NOx, the cap limit adjustment was calculated as follows:

$$\text{Cap Adjustment} = \frac{\text{(post-project S-937 emissions)}}{\text{AP-42 factor} - \text{(pre project S-937 emissions) cap factor}}$$

Cap NOx limits were not adjusted because actual NOx emissions from S-937 decrease due to the low-NOx burner retrofit. However, to ensure the decrease, the cap NOx emissions limit for S-937 was changed to the AP-42 value of 81 pounds per billion BTU. This AP-42 emission factor for low-NOx burners will be used to calculate emissions from S-937 after the project. The cap NOx limits will be adjusted congruously with the compliance schedule NOx emissions in Regulation 9, Rule 10.

(basis: emission cap)

~~4. Deleted. (The Authority to Construct requirement to revise S-850 throughput in Condition 8077 was completed.) The throughput limit of 45,000 barrels per stream day on #3 HDS unit S 850 in future Condition 8077, 6B is raised to 70,000 barrels per stream day. (basis: cumulative increase)~~

COND# 17322 -----

Condition # 17322

APPLICATION 19418; AVON REFINERY; PLANT NO. 14628

Application 19300 (December 2008) Remove S-904
Backup CO
Boiler Service

Administratively Revised via Application 19647
(March 2009) Consolidation of Bubble Condition 4357
with Condition 8077

Administratively Revised by Application 19874 (July 2009) Updates for Combustion Sources

Conditions for Industrial Boiler S-904 (No. 6 Boiler):

1. Permittee/Owner/Operator shall ensure that Boiler S-904 is not fired above its maximum firing rate of 775 MMBTU/hr (HHV) heat input at

any time. (basis: cumulative increase,
offsets, toxics)

1a. S-904, boiler #5 shall burn only gaseous fuels.
(basis: cumulative increase)

2. Permittee/Owner/Operator shall ensure that
Boiler S-904 is retrofitted with and abated by
A-904, in accordance with the District-approved
control plan submitted under Regulation 9-10-
401.

(basis: Regulation 9-10-401)

3. Deleted. (Fuel flow meter installed)

4. Permittee/Owner/Operator shall ensure that
Boiler S-904 is equipped with District-
approved, in-stack continuous emission
monitoring systems (CEMS) for nitrogen oxides
(NO_x), carbon monoxide (CO), and oxygen (O₂)
prior to July 1, 2000. The CEMS shall be
maintained in good working order in accordance
with the District Manual of Procedures, Volume
V. (basis: Regulation 9-10-302, Regulation 9-
10-305)

4a. Deleted. (S-904 no longer providing backup CO
Boiler service so the requirements of 1-520.6 and 6-
1-302 no longer apply.)

5. Permittee/Owner/Operator shall ensure that
ammonia stack emissions from Boiler S-904
resulting from the operation of A-904 SCR
system shall not exceed 20 ppmv, dry @ 3% O₂.
(basis: toxics)

6. Permittee/Owner/Operator shall ensure that a
semiannual source test shall be performed for
ammonia, in accordance with the District Manual
of Procedures. In addition to the requirements
in this regulation, Permittee/Owner/Operator
shall ensure that the following procedures are
followed:

- a. Permittee/Owner/Operator shall submit a
source test protocol to the Manager of the
District's Source Test Section at least
seven (7) days prior to the test, for
District approval and to provide District
staff the option of observing the testing.
- b. Permittee/Owner/Operator shall ensure that
source test conditions are representative of
the normal operating ranges and conditions
of the boiler.
- c. Permittee/Owner/Operator shall ensure that
within

60 days of test completion, a comprehensive report of the test results shall be submitted to the District's Director of Enforcement.

d. Deleted. (Initial source test completed. Semiannual ammonia source test now included in part 6.)

7. Deleted. (Redundant with Regulation 9-10-504.1)

8. Deleted. (S-904 included in bubble condition 8077.

Added via application 19300.)

CONDITIONS FOR FURNACES S-916 AND S-921:

~~9. Deleted. (Maximum firing rates of S-916 and S-921 are included in Condition 18372, Part 27.) Permittee/Owner/Operator shall ensure that Furnace S 916 and Furnace S 921 are not fired above the indicated maximum firing rate (HHV) at any time, heat input basis:~~

S 916	55 MMBTU/hr
S 921	63 MMBTU/hr

~~(basis: cumulative increase, offsets, toxics)~~

~~10. Deleted. (New burners were not installed in S-916 and S-921, consistent with the revised Alternative Compliance Plan dated July 23, 2002.) Permittee/Owner/Operator shall ensure that Furnace S 916 and Furnace S 921 are modified by the installation of low NOx burners for the Refinery to achieve compliance with the facility wide NOx limit of Regulation 9 10 302, 0.033 lb NOx/MMBTU, and source specific CO limit of Regulation 9 10 305, 400 ppmvd @ 3% O2, in accordance with the District approved control plan submitted under Regulation 9 10 401.~~

~~(basis: Regulation 9 10 302, Regulation 9 10 305, Regulation 9 10 401)~~

~~11. Deleted. (The fuel meter requirement is redundant with Regulation 9-10-502.2.) Furnaces S 916 and S 921 shall each be operated with a dedicated fuel flow meter in each fuel line in accordance with Regulation 9 10 502.2. Each flow meter shall be in operation prior to the performance of the initial source test described in Condition No. 4, and maintained in good working order.~~

~~(basis: Regulation 9 10.502.2)~~

~~12. Deleted. (New burners were not installed in S-916 and S-921, consistent with the revised Alternative Compliance Plan dated July 23, 2002.) Permittee/Owner/Operator shall ensure that after S 916 and S 921 are modified an initial set of source tests for NOx and CO shall be performed on each furnace, S 916 and S 921, in~~

~~accordance with Regulation 9-10-501. In addition to the requirements in Regulation 9-10, Permittee/Owner/Operator shall ensure that the following procedures are followed:~~

- ~~a. Permittee/Owner/Operator shall submit a source test protocol to the Manager of the District's Source Test Section at least seven (7) days prior to the test, for District approval and to provide District staff the option of observing the testing.~~
- ~~b. Permittee/Owner/Operator shall ensure that source test conditions encompass the normal operating ranges and conditions of each furnace.~~
- ~~c. Permittee/Owner/Operator shall ensure that within 45 days of test completion, a comprehensive report of the test results shall be submitted to the District's Director of Enforcement.~~
- ~~d. Permittee/Owner/Operator shall ensure that these source tests are repeated on a semi-annual basis.~~

~~13. Deleted. (New burners were not installed in S-916 and S-921, consistent with the revised Alternative Compliance Plan dated July 23, 2002. Monitoring and Source Test requirements for existing burners are located in NOx Box Condition 18372.)~~ Permittee/Owner/Operator shall satisfy the requirement to monitor NOx, CO, and O2 pursuant to Regulation 9-10-502 for S-916 and S-921 through the performance of the initial and periodic source tests described in Part 12. The frequency of the periodic source testing may be adjusted by the District to maintain compliance verification with the NOx standard of Regulation 9-10-302 and the CO standard of Regulation 9-10-305, and the consistency with the District approved control plan submitted under Regulation 9-10-401.

~~14. Deleted. (The recordkeeping requirement is redundant with a more stringent Regulation 9-10-504.)~~ In a District approved log, Permittee/Owner/Operator shall record and retain hourly records of the type and amount of each fuel burned at each furnace in addition to all emission source test data that is generated pursuant to these conditions. The District approved log shall be maintained for at least 5 years from date of entry and shall be made available to District staff upon request.

15. Deleted. (Redundant with Condition 8077, Part B2)

COND# 18372 -----

Application #2209 and 16484
Plant #14628

Application 15682 (April, 2007) Initial establishment of NOx
box parameters. Delete part 4.

Application 14752 (January 2007) S-927 modification of
Part 18

Application 16888 (April 2008) Modification of S-913

Application 16889 (June 2008) Modification of S-951

Modified by App. 18739 (Nov 2008) Removal of S924
from Parts 27 and 31

Application 19300 (December 2008) Removed S-904 Backup CO
Boiler Service

Application 18748 (December 2008) Modification of S-919

Administratively Revised via Application 19647 (March 2009)

Consolidation of Bubble Condition 4357 with Condition 8077

Application 20359 (May 2009) Modification of S-920

Administratively Revised by Application 19874 (July 2009) Updates for
Combustion Sources

Source List has been moved to Part 27.

~~S 904 No. 6 Boiler House, Riley Stoker, Maximum Firing Rate:
775 MMBtu/hr~~

~~S 912 No. 12 Furnace F 12; Born, Maximum Firing Rate:
135 MMBtu/hr, No. 1 Feed Prep Unit Vacuum Residuum Feed
Heater with Callidus Technologies Inc. LE
CSG W Low NOx Burners or equivalent~~

~~S 913 No. 13 Furnace F 13; Petrochem,
Vertical Cylindrical, Maximum Firing
Rate: 59 MMBtu/hr, No. 2 Feed Prep Unit
Vacuum Residuum Feed Heater with Callidus
Technologies Inc. LE CSG Low NOx Burners
or equivalent~~

~~S 916 No. 1 HDS Charge Heater F 16;
Braun, Cabin; Maximum Firing Rate: 55 MMBtu/hr with Callidus
Technologies Inc.
LE CSG W Low NOx Burners or equivalent~~

~~S 919 No. 2 HDS Charge Heater, No. 19
Furnace, Foster Wheeler, Maximum Firing
Rate: 65 MMBtu/hr with Callidus
Technologies Inc. LE CSG W Low NOx
Burners or equivalent~~

~~S 920 No. 2 HDS Charge Heater, No. 20
Furnace, Foster Wheeler, Maximum Firing
Rate: 63 MMBtu/hr with Callidus
Technologies Inc. LE CSG W Low NOx
Burners or equivalent~~

~~S 921 No. 2 HDS Charge Heater F 21;
Foster Wheeler, Cabin; Maximum Firing~~

~~Rate: 63 MMBtu/hr with Callidus
Technologies Inc. LE CSG W Low NOx
Burners or equivalent~~

~~S 922 No. 5 Gas Plant Debutanizer Reboiler F 22; Petrochem,
Vertical Cylindrical; Maximum Firing Rate: 130 MMBtu/hr with
Callidus Technologies Inc.
LE CSG W Low NOx Burners or equivalent~~

~~S 926 No. 2 Reformer Splitter
Reboiler, No. 26 Furnace, Petrochem,
Maximum Firing Rate: 145 MMBtu/hr with
Callidus Technologies Inc. LE CSG W Low
NOx Burners or equivalent~~

~~S 927 No. 2 Reformer Reactor Feed Preheater F 27; Lummus
Multicell Cabin;
Maximum Firing Rate: 280 MMBtu/hr abated
by A 1431 Technip Selective Catalytic
Reduction System w Hitachi Catalyst or
equivalent~~

~~S 950 No. 50 Unit Crude Feed Heater F
50; Alcorn, Box; 440 MMBtu/hr abated by A
1432 Technip Selective Catalytic
Reduction System w Hitachi Catalyst or
equivalent~~

~~S 971 No. 3 Reformer Feed Preheater F 53; KTI, Multicell
Box; Maximum Firing Rate: 300 MMBtu/hr abated by A 1433
Technip Selective Catalytic Reduction System w Hitachi
Catalyst or equivalent~~

~~S 972 No. 3 Reformer Debutanizer
Reboiler F 54; KTI, Vertical Cylindrical;
Maximum Firing Rate: 45 MMBtu/hr abated
by A 1433 Technip Selective Catalytic
Reduction System w Hitachi Catalyst or
equivalent~~

~~1. Deleted. (The fuel meter requirement is redundant with Regulation
9-10-502.2.) Permitter/Owner/Operator shall ensure that each of S-
912, S 913, S 916, S 919, S 920, S 921, S 922, S 926, S-
927, S 950, S 971, and S 972 is equipped with a District
approved dedicated fuel flow meter consistent with
Regulation 9, Rule 10, Section 502.2. (basis: Regulation
9, Rule 10, Section 502.2)~~

2. Permitter/Owner/Operator shall ensure that each of S-
912, S-913, S-916, S-919, S-920, S-921, S-922, S-926, S-
927, S-950, S-971, and S-972 is fired exclusively on
natural gas and/or refinery fuel gas. (basis:
Regulation 9, Rule10)

3. Deleted. (The maximum firing rates have been consolidated in Part 27.) Permitter/Owner/Operator shall ensure that the maximum firing rate of each source listed does not exceed the corresponding HHV maximum firing rate, based on an operating day average (the amount of fuel fired over each 24 hour day divided by 24:

Source (#)	Maximum Firing Rate (HHV) (mmBtu/hr)	(mmBtu/yr)
S 912	135	1,182,600
S 913	59	516,840
S 916	55	481,800
S 919	65	569,400
S 920	63	551,880
S 921	63	551,880
S 922	130	1,138,800
S 926	145	1,270,200
S 927	280	2,452,800
S 950	440	3,854,400
S 971	300	2,628,000
S 972	45	394,200

(basis: Regulation 9, Rule 10)

4. (Deleted: Specific NOx limits should not have been applied to S-912 and S-926, since they are both regulated under Regulation 9-10-301.) Basis: Regulation 9-10-301.
5. Deleted. Replaced with Part 30.
6. Deleted. Replaced with Part 31.
7. Deleted. Replaced with Part 31.
8. Deleted. Replaced with Part 31.
9. Deleted. Replaced with Part 31.
10. Deleted. Replaced with Part 31.
11. Deleted. S-921 is out of service. If returned to service, this part is replaced with Part 31.
12. Deleted. NOx CEM installed on S-922.
13. Deleted. Replaced with Part 31.
14. Deleted. Replaced with Part 32.
15. Deleted. Replaced with Part 33.
16. Deleted. Replaced with Part 34.
17. Deleted. Replaced with Part 35.

18. Combustion exhaust from S-927 shall be ducted to and continuously abated by A-1431 whenever a fuel is fired at S-927, except startup and shutdown as defined by Regulation 9-10-218 and on a temporary basis for catalyst regeneration at S-1004 No. 2 Catalytic Reformer. The exhaust gasses From S-927 and A-1431 shall be measured by a District approved CEM that continuously monitors and records the emission rate of NOx, CO, and O2 in the exhaust gasses, including periods when S-927 is operated without SCR abatement. (basis: Regulation 9, Rule 10, Bubble Condition 4357/8077 via Application 19647)

19. Combustion exhaust from S-950 shall be ducted to and continuously abated by A-1432 whenever a fuel is fired at S-950 and the exhaust gasses from A-1432 shall be measured by a District approved CEM that continuously monitors and records the emission rate of NOx, CO, and O2 in the exhaust gasses. (basis: Regulation 9, Rule 10)

20. Combustion exhaust from S-971 shall be ducted to and continuously abated by A-1433 whenever a fuel is fired at S-971 and the exhaust gasses from A-1433 shall be measured by a District approved CEM that continuously monitors and records the emission rate of NOx, CO, and O2 in the exhaust gasses. (basis: Regulation 9, Rule 10)

21. Combustion exhaust from S-972 shall be ducted to and continuously abated by A-1433 whenever a fuel is fired at S-972 and the exhaust gasses from A-1433 shall be measured by a District approved CEM that continuously monitors and records the emission rate of NOx, CO, and O2 in the exhaust gasses. ~~Part 21 of these conditions shall not take effect until Permittee/Owner/Operator exercises the portion of Authority to Construct #2209 authorizing the abatement of S 972 with A 1433.~~ (basis: Regulation 9, Rule 10)

22. For each of S-927, S-950, S-971, and S-972, ammonia slip from the SCR system abating the source shall not exceed 20 ppmv, dry, corrected to 3% oxygen. (basis: toxics)

~~23. Deleted. (The recordkeeping requirement is redundant with Regulation 9-10-504.) For each of S 912, S 913, S 916, S 919, S 920, S 921, S 922, S 926, S 927, S 950, S 971, and S 972, records shall be kept as required by Regulation 9, Rule 10, Section 504, except that the records shall be retained on site and be made available to the District staff for a period of at least 5 years from date of last entry. (basis: Regulation 9, Rule 10)~~

Part 24 effective until January 1, 2005

~~24. Deleted. (The source test log requirement was effective until January 1, 2005, when the NOx Box recordkeeping requirements became effective.) For each of S~~

~~912, S 913, S 916, S 919, S 920, S 921, S 922, and S 926,
Permittee/Owner/Operator shall record in a District approved
log, the time and date of each District approved source test
conducted for each source. The log shall be maintained on
site and be made available to the District staff on request
for at least 5 years from date of last entry. (basis:
Regulation 9, Rule 10)~~

25. Deleted. (The fuel use recordkeeping requirement is redundant with a more stringent Regulation 9-10-504.) In a District approved log (or logs), for each of S 912, S 913, S 916, S 919, S 920, S 921, S 922, and S 926, Permittee/Owner/Operator shall record the fuel use during each day at each source based on the fuel's (HHV). Permittee/Owner/Operator shall ensure that the log(s) is(are) maintained on site for at least 5 years from date of last entry and that the log(s) is (are) made available to the District staff upon request. (basis: cumulative increase)

26. Deleted. (S-904 no longer providing backup Coker CO Boiler service so the requirements of 9-10-304 no longer apply.)

~~Parts 27 through 36 are effective January 1, 2005~~

*27. The following sources are subject to the refinery-wide Nox emission rate and CO concentration limits in Regulation 9-10. Permittee/Owner/Operator shall ensure that the maximum firing rate of each source listed does not exceed the corresponding HHV maximum firing rate. (Regulation 9-10-301, 303 & 305)

			NOx/CO
S#	Description, Maximum Permitted Firing Rate	CEM (Y/N)	
S904	No. 6 Boiler House, 775 mmBTU/hr		Y/Y
S908	No. 3 Crude Heater(F8), 220 mmBTU/hr		Y/N
S909	No. 1 Feed Prep Heater (F9), 145 mmBTU/hr		N/N
S912	No. 1 Feed Prep Heater (F12), 135 mmBTU/hr		N/N
S913	No. 2 Feed Prep Heater (F13), 59 mmBTU/hr		N/N
S915	Platformer Intermediate Heater (F15), 20 mmBTU/hr	N/N	
S916	No. 1 HDS Heater (F16), 55 mmBTU/hr		N/N
S917	No. 1 HDS Prefract Reboiler (F17), 18 mmBTU/hr	N/N	
S919	No. 2 HDS Heater (F19), 65 mmBTU/hr		N/N
S920	No. 2 HDS Heater (F20), 63 mmBTU/hr		N/N
S921	No. 2 HDS Heater (F21) (out of service), 63 mmBTU/hr	N/N	
S922	No. 5 Gas Plant Debutanizer Reboiler, 130 mmBTU/hr		Y/N
S926	No.2 Reformer Splitter Reboiler (F26), 145 mmBTU/hr		N/N
S927	No. 2 Reformer Feed Preheater (F27) & A1431, 280 mmBTU/hr		Y/Y
S928	HDN Reactor A Heater (F28), 20 mmBTU/hr		N/N
S929	HDN Reactor B Heater (F29), 20 mmBTU/hr		N/N

S930	HDN Reacator C Heater (F30), 20 mmBTU/hr	N/N
S931	Hydrocracker Reactor 1 Heater (F31), 20 mmBTU/hr	N/N
S932	Hydrocracker Reactor 2 Heater (F32),20 mmBTU/hr	N/N
S933	Hydrocracker Reactor 3 Heater (F33),20 mmBTU/hr	N/N
S934	Hydrocracker Stabilizer Reboiler (F34), 152 mmBTU/hr	Y/N
S935	Hydrocracker Splitter Reboiler (F35), 152 mmBTU/hr	Y/N
S937	Hydrogen Plant Heater (F37), 743 mmBTU/hr	Y/N
S950	No. 50 Unit Crude Feed Heater (F50) & A1432, 440 mmBTU/hr	Y/Y
S951	No. 2 Reformer Aux Reheater (F51), 30 mmBTU/hr	N/N
S971	No. 3 Reformer UOP Furnace (F53) & A1433, 300 mmBTU/hr	Y/Y
S972	No. 3 Reformer Debutanizer Reboiler (F54)&A1433, 45mmBTU/hr	Y/Y
S973	No. 3 HDS Recycle Gas Heater (F55), 55 mmBTU/hr	Y/N
S974	No. 3 HDS Fractionator Feed Heater (F56), 110 mmBTU/hr	Y/N

S#	Description	GEM (Y/N)
S904	No. 6 Boiler House	Y
S908	No. 3 Crude Heater	Y
S909	No. 1 Feed Prep Heater (F9)	N
S912	No. 1 Feed Prep Heater (F12)	N
S913	No. 2 Feed Prep Heater (F13)	N
S915	Platformer Intermediate Heater (F15)	N
S916	No. 1 HDS Heater (F16)	N
S917	No. 1 HDS Prefract Reboiler (F17)	N
S919	No. 2 HDS Heater (F19)	N
S920	No. 2 HDS Heater (F20)	N
S921	No. 2 HDS Heater (F21)(out of service)	N
S922	No. 5 Gas Plant Debutanizer Reboiler	Y
S926	No.2 Reformer Splitter Reboiler (F26)	N
S927	No. 2 Reformer Feed Preheater (F27) & A1431	Y
S928	HDN Reactor A Heater (F28)	N
S929	HDN Reactor B Heater (F29)	N
S930	HDN Reacator C Heater (F30)	N
S931	Hydrocracker Reactor 1 Heater (F31)	N
S932	Hydrocracker Reactor 2 Heater (F32)	N
S933	Hydrocracker Reactor 3 Heater (F33)	N
S934	Hydrocracker Stabilizer Reboiler(F34)	Y
S935	Hydrocracker Splitter Reboiler (F35)	Y
S937	Hydrogen Plant Heater (F37)	Y
S950	No. 50 Unit Curde Feed Heater (F50) & A1432	Y
S951	No. 2 Reformer Aux Reheater (F51)	N
S971	No. 3 ReformerFeed Preheater (F53) & A1433	Y
S972	No. 3 Reformer Dubtanizer Reboiler (F54) & A1433	Y
S973	No. 3 HDS Recycle Gas Heater (F55)	Y
S974	No. 3 HDS Fract Feed Heater (F56)	Y

*28. The owner/operator of each source with a maximum firing rate greater than 25 MMBtu/hr listed in Part 27 shall properly install, properly maintain, and properly operate an O2 monitor and recorder. (Regulation 9-10-502)

*29. The owner/operator shall operate each source listed in Part 27, which does not have a NO_x CEM within specified ranges of operating conditions (firing rate and oxygen content) as detailed in Part 31. The ranges shall be established by utilizing data from district-approved source tests. (Reg. 9-10-502)

- A. The NO_x Box for units with a maximum firing rate of 25 MMBtu/hr or more shall be established using the procedures in Part 30.
- B. The NO_x Box for units with a maximum firing rate less than 25MMBtu/hr shall be established as follows: High-fire shall be the maximum rated capacity. Low-fire shall be 20% of the maximum rated capacity. There shall be no maximum or minimum O₂.

*30. The owner/operator shall establish the initial NO_x box for each source subject to Part 29 ~~by January 1, 2005~~. The NO_x Box may consist of two operating ranges in order to allow for operating flexibility and to encourage emission minimization during standard operation. (Regulation 9-10-502) The procedure for establishing the NO_x box is

- A. Conduct district approved source tests for NO_x and CO, while varying the oxygen concentration and firing rate over the desired operating ranges for the furnace;
- B. Determine the minimum and maximum oxygen concentrations and firing rates for the desired operating ranges (Note that the minimum O₂ at low-fire may be different than the minimum O₂ at high-fire. The same is true for the maximum O₂). The owner/operator shall also verify the accuracy of the O₂ monitor on an annual basis.
- C. Determine the highest NO_x emission factor (lb/Mmbtu) over the preferred operating ranges while maintaining CO concentration below 200 ppm; the owner/operator may choose to use a higher NO_x emission factor than tested.
- D. Plot the points representing the desired operating ranges on a graph. The resulting polygon(s) are the NO_x Box, which represents the allowable operating range(s) for the furnace under which the NO_x emission factor from part 31a is deemed to be valid.

1)The NO_x Box can represent/utilize either one or two emission factors.

2)The NO_x Box for each emission factor can be represented

either as a 4- or 5-sided polygon The NOx box is the area within the 4- or 5-sided polygon formed by connecting the source test parameters that lie about the perimeter of successful approved source tests. The source test parameters forming the corners of the NOx box are listed in Part 31.

- E. Upon establishment of each NOx Box, the owner/operator shall prepare a graphical representation of the box. The representation shall be made available on-site for APCO review upon request. The box shall also be submitted to the BAAQMD with permit amendments.

*31. Except as provided in part 31B & C, the owner/operator shall operate each source within the NOx Box ranges listed below at all times of operation. This part shall not apply to any source that has a properly operated and properly installed NOx CEM. (Regulation 9-10-502)

A. NOx Box ranges

Source No. | Emission Factor (lb/MMBtu)/Min O2 at Low Firing(O2% , MMBtu/hr)/Max O2 at Low Firing(O2% , MMBtu/hr)/Min O2 at High Firing(O2% , MMBtu/hr)/Mid O2 at Mid/High Firing (polygon)(O2% , MMBtu/hr)/Max O2 at High Firing(O2% , MMBtu/hr)

909/0.146/5.6, 53.71/9.6, 41.41/2.1, 83.60/3.1, 67.35/5.7, 76.49

909/0.148/9.6, 41.41/11.2, 61.81/2.1, 83.60/5.7, 76.49/7.3, 79.58

912/0.027/2.1, 60.50/3.4, 70.10/1.9, 101.51/4.0, 104.13/5.4, 100.24

912/0.034/2.1, 60.50/7.0, 57.57/5.4, 100.24/3.4, 70.10/6.5, 99.68

913/0.033/1.2, 19.89/3.0, 14.80/1.5, 39.10/2.1, 15.53/3.6, 39.45

913/0.033/3.0, 14.80/4.5, 15.86/3.6, 39.45/N/A/4.2, 39.50

915/0.143/0, 3.85/8.0, 3.85/0, 20.00/N/A/8.0, 20.00

915/0.098/8.0, 3.85/>8.0, 3.85/8.0, 20.00/N/A/>8.0, 20.00

916/0.088/5.7, 9.53/9.3, 9.17/5.4, 30.00/N/A/9.1,
34.05

916/0.099/9.3, 9.17/10.6, 24.64/9.1,
34.05/N/A/10.4, 33.11

917/0.061/0, 3.60/-, 3.6/0, 18.00/N/A/-, 18.00

919/0.047/3.9, 23.30/9.5, 21.1/6.6, 58.76/9.2,
39.12/8.0, 60.68

919/0.056/9.2, 39.12/9.5, 21.10/8.0,
60.68/N/A/10.1, 47.20

920/0.046/5.0, 24.84/7.7, 17.86/6.7, 55.12/7.1,
15.34/8.0, 60.26

920/0.055/7.7, 17.86/10.8, 27.53/8.0,
60.26/N/A/10.0, 45.15

926/0.032/1.8, 32.81/6.0, 40.89/2.9, 126.72/4.4,
32.81/3.9, 131.59

926/0.037/6.0, 40.89/7.0, 77.89/3.9,
131.59/N/A/4.2, 122.33

928/0.044/0.0, 4.00/< 6.0, 4.00/0.0, 20.00/N/A/<
6.0, 20.00

928/0.073/6.0, 4.00/> 6.0, 4.00/6.0, 20.00/N/A/>
6.0, 20.00

929/0.024/0.0, 4.00/< 6.0, 4.00/0.0, 20.00/N/A/<
6.0, 20.00

929/0.087/6.0, 4.00/> 6.0, 4.00/6.0, 20.00/N/A/>
6.0, 20.00

930/0.033/0.0, 4.00/< 6.0, 4.00/0.0, 20.00/N/A/<
6.0, 20.00

930/0.077/6.0, 4.00/> 6.0, 4.00/6.0, 20.00/N/A/>
6.0, 20.00

931/0.034/0.0, 4.00/< 9.0, 4.00/0.0, 20.00/N/A/<
9.0, 20.00

931/0.073/9.0, 4.00/> 9.0, 4.00/9.0, 20.00/N/A/>
9.0, 20.00

932/0.037/0.0, 4.00/< 4.0, 4.00/0.0, 20.00/N/A/<
4.0, 20.00

932/0.053/4.0, 4.00/> 4.0, 4.00/4.0, 20.00/N/A/>
4.0, 20.00

933/0.035/0.0, 4.00/< 5.0, 4.00/0.0, 20.00/N/A/<
5.0, 20.00

933/0.050/5.0, 4.00/>5.0, 4.00/5.0, 20.00/N/A/>
5.0, 20.00

951/0.143/5.2, 2.68/9.2, 2.21/4.2, 7.78/8.3,
19.3/14.1, 12.7

951/0.175/12.1, 0.78/13.6, 1.73/9.2,
2.21/N/A/14.1, 12.7

The limits listed above are based on a calendar day
averaging period for both firing rate and O2%.

B. Part 31A. does not apply to low firing rate conditions (i.e., firing rate less than or equal to 20% of the unit's rated capacity), during startup or shutdown periods, or periods of curtailed operation (ex. during heater idling, refractory dryout, etc.) lasting 5 days or less. During these conditions the means for determining compliance with the refinery wide limit shall be accomplished using the method described in 9-10-301.2 (i.e. units out of service & 30-day averaging data).

C. Part 31A. does not apply during any source test required or permitted by this condition. (Reg. 9-10-502). See Part 33 for the consequences of source test results that exceed the emission factors in Part 31.

*32. NOx Box Deviations (Regulation 9-10-502)

A. The owner/operator may deviate from the NOx Box (either the firing rate or oxygen limit) provided that the owner/operator conducts a district approved source test which reasonably represents the past operation outside of the established ranges. The source test representing the new conditions shall be conducted no later than the next regularly scheduled source test period, or within eight months, whichever is sooner. The source test results will establish whether the source was operating outside of the emission factor utilized for the source. The source test results shall be submitted to the district source test manager within 45 days of the test. The owner/operator may request, and the APCO may grant, an extension of 15 days for submittal of results. As necessary, a permit amendment shall be submitted.

1. Source Test <= Emission Factor

If the results of this source test do not exceed the higher NOx emission

factor in Part 31, or the CO limit in Part 35, the unit will not be considered to be in violation during this period for operating out of the "box."

a. The facility may submit an accelerated permit program permit application to request an administrative change of the permit condition to adjust the NOx Box operating range(s), based on the new test data.

2. Source Test > Emission Factor

If the results of

this source test exceed the permitted emission concentrations or emission rates then the actions described below must be followed:

a. Utilizing measured emission concentration or rate, the owner/operator shall perform an assessment, retroactive to the date of the previous source test, of compliance with Section 9-10-301. The unit will be considered to have been in violation of 9-10-301 for each day the facility was operated in excess of the refinery wide limit.

b. The facility may submit a permit application to request an alteration of the permit condition to change the NOx emission factor and/or adjust the operating range, based on the new test data.

B. Reporting - The owner/operator must report conditions outside of box within 96 hours of occurrence.

*33. For each source subject to Part 29, the owner/operator shall conduct source tests on the schedule listed below. The source tests are performed in order to measure NOx, CO, and O2 at the as-found firing rate, or at conditions reasonably specified by the APCO. The source test results shall be submitted to the district source test manager within 45 days of the test. The owner/operator may request, and the APCO may grant, an extension of 15 days for submittal of results. (Reg.9-10-502)

A. Source Testing Schedule

1. Heater < 25 MMBtu/hr

One source test per consecutive 12 month period. The time interval between source tests shall not exceed 16 months.

2. Heaters => 25 MMBtu/hr

Two source tests per consecutive 12 month period. The time interval between source tests shall not exceed 8 months and not be less than 5 months apart. The source test results shall be submitted to the district source test manager within 45 days of the test. (Reg.9-10-502)

3. If a source has been shutdown longer than the period allowed between source testing periods (e.g. <25 MMBtu/hr-> 12 mos or > 25 MMBtu/hr - > 8 mos), the owner/operator shall conduct the required ~~semi-annual~~ source test within 30 days of start up of the source.

B. Source Test Results > NOx Box Emission Factor

If the results of any source test under this part exceed the permitted concentrations or emission rates the owner/operator shall follow the requirements of Part 32A2 If the owner/operator chooses not to submit an application to revise the emission factor, the owner/operator shall conduct another Part 33 source test, at the same conditions, within 90 days of the initial test.

*34. For each source listed in Part 27 with a NOx CEM installed, that does not have a CO CEM installed, the owner/operator shall conduct semi-annual district approved CO source tests at as-found conditions. The time interval between source tests shall not exceed 8 months. District conducted CO emission tests associated with District-conducted NOx CEM field accuracy tests may be substituted for the CO semi-annual source tests. (Regulation 9-10-502, 1-522)

*35. For any source listed in Part 27 with a maximum firing limit greater than 25 MMBtu/hr for which any two source test results over any consecutive five year period are greater than or equal to 200 ppmv CO at 3% O₂, the owner/operator shall properly install, properly maintain, and properly operate a CEM to continuously measure CO and O₂. The owner/operator shall install the CEM within the time period allowed in the District's Manual of Procedures. (Regulation 9-10-502, 1-522)

*36. In addition to records required by 9-10-504, the

facility must maintain records of all source tests conducted to demonstrate compliance with Parts number 27 and 31. These records shall be kept on site for at least five years from the date of entry in a District approved log and be made available to District staff upon request. (Recordkeeping, Regulation 9-10-504)

COND# 18539 -----

Administratively Revised via Application 19647 (March 2009)
Consolidation of Bubble Condition 4357 with Condition 8077

Administratively Revised by Application 19874 (July 2009) Updates for Combustion Sources

S-908 Furnace F8; No. 3 Crude Heater, Alco, Maximum Firing Rate: 220 MMBtu/hr, Refinery Fuel Gas, Natural Gas abated by A-908 Selective Catalytic Reduction System

S-1470 Furnace F-71; No. 3 Crude Vacuum Distillation Column Feed Heater, Maximum Firing Rate: 30 MMBtu/hr with low NOx burners and abated by A-908 Selective Catalytic Reduction System

1. Permittee/Owner/Operator shall ensure that S-1470 is fired exclusively on natural gas or refinery fuel gas.
(basis: cumulative increase, toxics)
2. Permittee/Owner/Operator shall ensure that S-1470 is not be operated unless it is equipped with a District approved, fuel flow meter that measures the volume of fuel throughput to S-1470 in units of standard cubic feet.
(basis: cumulative increase)
- 3A. Permittee/Owner/Operator shall ensure that no refinery fuel gas is fired at S-1470 until a District approved calorimeter is installed and operating at S-1470. Until the District approved calorimeter is installed and operating at S-1470, natural gas shall be the only fuel fired at S-1470. Until the instance when a fuel other than only natural gas is first fired at S-1470, there is no requirement for the Permittee/Owner/Operator to sample the natural gas fired at S-1470 to determine its BTU content.
(basis: BACT, cumulative increase, offsets, toxics)
- 3B. Permittee/Owner/Operator shall ensure that once refinery fuel gas is first fired at S-1470 and thereafter, all gaseous fuel fired at S-1470 shall be analyzed using a District approved calorimeter and the results of the analyses shall be recorded using a District approved

data logging system. At least 4 times each hour, the calorimeter and data logging system shall measure and record the heating value of the gaseous fuel fired at S-1470 in British thermal units per standard cubic foot of fuel.

(basis: BACT, cumulative increase, offsets, toxics)

4. Permittee/Owner/Operator shall ensure that the total reduced sulfur content of gaseous fuel fired at S-1470 does not exceed 35 ppmv, based on a rolling 365 day average.

(basis: cumulative increase, BACT, offsets)

5. Permittee/Owner/Operator shall ensure that the total reduced sulfur content of the fuel gas fired at S-1470 does not exceed 100 ppmv, based on a rolling 24 hour average.

(basis: BACT)

6. When firing refinery fuel gas, Permittee/Owner/Operator of S-1470 shall operate a District approved device that at least four times per hour, samples the fuel gas to be fired at S-1470 and in ppmv units, measures and records the total reduced sulfur content of the fuel gas. These measurements and recordings shall disclose the rolling 24 hour average value of the total reduced sulfur concentration in the fuel gas in ppmv units as well as the ~~the~~ value of total reduced sulfur concentration in the fuel gas, based on a rolling 365 day average.

(basis: BACT)

7. When firing refinery fuel gas, at least four times per hour, Permittee/Owner/Operator shall measure and record the total reduced sulfur content of the fuel gas fired at S-1470, in ppmv units.

(basis: BACT)

8. Permittee/Owner/Operator shall ensure that S-1470 is not be operated unless it is equipped with a District approved continuous emissions monitoring device that continuously measures and records the concentration of nitrogen oxides, in ppmv units, in the combustion exhaust from S-1470 and S-908, corrected to 3 ppmv, dry, and the device must measure and record the oxygen concentration of the combustion exhaust from S-1470 and S-908.

(basis: cumulative increase, BACT, offsets)

9. Permittee/Owner/Operator shall ensure that the total fuel use at S-1470 does not exceed 262,800 MMBTU during any rolling 12 consecutive month period.

(basis: cumulative increase, toxics, offsets)

10. Permittee/Owner/Operator shall ensure that NOx emissions from S-1470 do not exceed 10 ppmv, dry, at 3% oxygen,

based on a three hour average.
(basis: BACT, cumulative increase, offsets)

11. Permittee/Owner/Operator shall ensure that CO emissions from S-1470 do not exceed 50 ppmv, dry, at 3% oxygen.
(basis: BACT, cumulative increase, offsets)
12. Permittee/Owner/Operator shall ensure that POC emissions from S-1470 do not exceed 0.683 ton per rolling consecutive 12 month period.
(basis: cumulative increase, offsets)
13. Permittee/Owner/Operator shall ensure that PM-10 emissions from S-1470 do not exceed 0.946 ton per rolling consecutive 12 month period.
(basis: cumulative increase, offsets)
14. Permittee/Owner/Operator shall ensure that SO2 emissions from S-1470 do not exceed 1.793 ton per rolling consecutive 12 month period.
(basis: cumulative increase, BACT, offsets)
15. Permittee/Owner/Operator shall ensure that ensure that S 1470 is abated by A-908 at all times that a fuel is fired at S-1470 except for 144 hours during any rolling 12 consecutive month period. The 144 hours is for start up of S-1470. At all times other than the 144 hours per 12 consecutive month period, while a fuel is fired at S-1470, S-1470 shall be abated by A-908 and there shall be ammonia injection at A-908.
(basis: BACT)
16. Permittee/Owner/Operator shall ensure that ammonia slip from A-908 does not exceed 20 ppmv, dry, at 3% oxygen, based on a 3-hour average. The owner/operator of A-908 shall conduct an annual source test, in accordance with the District's Manual of Procedures, to demonstrate compliance with the NH3 emission limit. (basis: cumulative increase, toxics, Bubble Condition 8077 per Application 19647)

~~17. Deleted. (Initial Source Test completed April 10, 2002.) Permittee/Owner/Operator shall conduct a District approved source test of S 1470 within 30 days after the first date that fuel is first fired at S 1470. The District approved source test shall measure the emission rate of NOx, CO, POC, SO2, and PM 10 from S 1470 while it is operated at or near its maximum firing rate. For POC, EPA Method 25 A shall be used, for PM 10 CARB Method 501 shall be used. Permittee/Owner/Operator shall ensure that within 30 days of the date of completion of the source test, two identical copies of the results of the source test, each referencing permit application #2813 and plant #12758 are received by the District, that one copy is addressed to the District's Source Test Manager, and that the other copy is addressed the~~

~~District's Permit Services Division.
(basis: cumulative increase, offsets)~~

17A. At least once per calendar year, Permittee/Owner/Operator shall ensure that a District approved source test is conducted for S-1470 measuring its CO emission rate and that the testing is done in compliance with the District's Manual of Procedures.

~~Permittee/Owner/Operator shall ensure that the first District approved source for S-1470 is completed pursuant to condition 18539 part 17A no later than January 31, 2005.~~

(basis: Regulation 2-1-403; Regulation 9-10)

17B. Permittee/Owner/Operator shall ensure that within 45 days of the date of completion of the (each) District approved source test required by condition 18539 part 17A, two identical copies of the results of the source test, each referencing S1470, condition 18539 part 17A and part 17B, and plant #146282758 are received by the District and that both copies are addressed to the District's Permit Services Division.

(basis: Regulation 2-1-403; Regulation 9-10)

18. In a District approved log, Permittee/Owner/Operator shall record, for S-1470 and S-908, the amount of each fuel fired at each source, the Btu value of the fuel fired at each source, the concentration of nitrogen oxides in the exhaust from S-1470 and S-908, the oxygen content in the combustion exhaust from S-1470 and S-908. For the fuel gas fired at S-1470, Permittee/Owner/Operator shall record the total reduced sulfur content and hydrogen sulfide content, sampled 4 times each hour, averaged over each 365 consecutive day period and averaged over each 24 consecutive hour period. The log shall be retained on site for at least 5 years from date of last entry, and shall be made available to the District staff upon request

(basis: cumulative increase, offsets)

18A. Permittee/Owner/Operator shall ensure that the maximum firing rate of S908 does not exceed the 1,927,200 MMBtu/yr based on the HHV of each fuel fired, during every 365 consecutive day period:

(basis: cumulative increase)

~~19. Deleted. (S-906 and S-907 have been removed from service.) Permittee/Owner/Operator shall ensure that neither S-906 nor S-907 is operated after the start up of S-1470. S-906 and S-907 shall be treated as new sources as defined in Regulation 2 Rule 2, if either is operated after any fuel is fired at S-1470. S-906 and/or S-907 shall not be operated concurrently with S-1470.~~

~~(basis: offsets)~~

20. If, based on District approved source test results, emissions from S-1470 exceed permitted and/or offset emission levels, Permittee/Owner/Operator shall provide additional District approved emission reduction credits to the District in the amount and of the type determined by the District to be due.
(basis: offsets)

COND# 19528 -----

Modified by App 18739 (Nov 2008) Removal of S924
from Part 6
Administratively Modified by Application 19326
(Feb2009),
Removed Part 2 and 2A

Administratively changed by Application 19419 (June
2009). Updated to remove parts 7 and 7A redundant
with District regulations.

Administratively Revised by Application 19874 (July 2009) Updates for
Combustion Sources

1. Deleted. (Redundant with Title V Standard Conditions I.J.1 and
I.J.2.)~~Permittee/Owner/Operator shall ensure that the
none of the firm limits in Table II A or Table
II C is exceeded. Firm limits and
grandfathered limits are the two kinds of
limits possible in Table II A and Table II C.
Each exceedance of a firm limit set forth in
Table II A or Table II C is a violation of
condition #19528, part 1. The throughput
limits in Table II A and Table II C that are
identified as grandfathered limits are based
upon District records at the time of the MFR
permit issuance. Permittee/Owner/Operator
shall report each exceedance of each, any, and
all the limits in Table II A and Table II C
following the procedures in Section I.F of the
facilities' Title V permit. For grandfathered
limits, this reporting requirement is intended
to facilitate a determination of whether a
modification has occurred as defined in
Regulation 2-1-234.3. The throughput limits for
grandfathered sources are for reporting
purposes only. Exceedance of a grandfathered
limit does not establish a presumption that a
modification has occurred, nor does compliance
with the limit establish a presumption that a
modification has not occurred. (basis:
Regulation 2-1-234.3, Regulation 2-1-403,
Regulation 2-6-503)~~

2. Deleted. (The source test requirements in

Regulation 8-44-601 are more stringent.)

2A. Deleted. (Part 2 source test requirements replaced by Regulation 8-44-601.)

~~3. Deleted. (Source Test not required. S-901 now has a CO CEM.) For S-901, Permittee/Owner/Operator shall ensure that not less frequently than twice each calendar year a District approved source test is conducted for S-901 measuring its CO emission rate, using a District approved source test method and conducted in compliance with the District's Manual of Procedures. Permittee/Owner/Operator shall ensure that the first District approved source for each source shall be completed before July 31, 2004. (basis: Regulation 2-1-403; Regulation 9-10, Regulation 2-6-503)~~

~~3A. Deleted. (Source Test not required. S-901 now has a CO CEM.) Permittee/Owner/Operator shall ensure that within 60 days of the date of completion of the (each) District approved source test required by condition 19528 part 3, two identical copies of the results of the source test along with supporting documentation, each referencing S901, condition 19528 part 3 and part 3A, and plant #12758 are received by the District and that both copies are addressed to the District's Permit Services Division. (basis: Regulation 2-1-403; Regulation 9-10, Regulation 2-6-503)~~

4. For each of S-909, S-912, S-913, S-915, S-916, S-919, S-920, and S-921, Permittee/Owner/Operator shall ensure that not less frequently than twice each calendar year a District approved source test is conducted for each source measuring its NOx and CO emission rate using a District approved source test method and that each test is conducted in compliance with the District's Manual of Procedures. Permittee/Owner/Operator shall ensure that the first District approved source for each of S909, S912, S913, S915, S916, S919, S920, and S921 is completed before July 31, 2004.

(basis: Regulation 2-1-403; Regulation 9-10, Regulation 2-6-503)

4A. Permittee/Owner/Operator shall ensure that within 60 days of the date of completion of the (each) District approved source test required by condition 19528 part 4, two identical copies of the results of the source test along with supporting

documentation, each referencing the subject source number, condition 19528 part 4 and part 4A, and plant #12758 are received by the District and that both copies are addressed to the District's Permit Services Division.

(basis: Regulation 2-1-403; Regulation 9-10, Regulation 2-6-503)

~~5. Deleted. (Sources either have a CEM or the Source Tests requirements are included in Condition 18372, Parts 33A2 or 34.) For each of S 922, S 926, S 934, S 935, S 951, and S 972, Permittee/Owner/Operator shall ensure that not less frequently than twice each calendar year a District approved source test is conducted for each source measuring its NOx and CO emission rate using a District approved source test method and that it is conducted in compliance with the District's Manual of Procedures. Permittee/Owner/Operator shall ensure that the first District approved source for each source shall be completed before July 31, 2004.~~
~~(basis: Regulation 2 1 403; Regulation 9 10, Regulation 2 6 503)~~

~~5A. Deleted. (Sources either have a CEM or the Source Tests requirements are included in Condition 18372, Parts 33A2 or 34.) Permittee/Owner/Operator shall ensure that within 60 days of the date of completion of the (each) District approved source test required by condition 19528 part 5, two identical copies of the results of the source test along with supporting documentation, each referencing the source number, condition 19528 part 5 and part 5A, and plant #12758 are received by the District and that both copies are addressed to the District's Permit Services Division.~~
~~(basis: Regulation 2 1 403; Regulation 9 10, Regulation 2 6 503)~~

~~6. Deleted. (Source Test Requirements now included in Condition 18372, Part 33A1.) For each of S 917, S 928, S 929, S 930, S 931, S 932, and S 933, Permittee/Owner/Operator shall ensure that not less frequently than once each calendar year a District approved source test is conducted for each source measuring its NOx and CO emission rate using a District approved source test method and that it is conducted in compliance with the District's Manual of Procedures. Permittee/Owner/Operator shall ensure that the first District approved source for each source shall be completed before November 31, 2004. (basis: Regulation 2 1 403; Regulation 9 10, Regulation 2 6 503)~~

~~6A. Deleted. (Source Test Requirements now included in Condition 18372, Part 33A1.) Permittee/Owner/Operator shall ensure that within 60 days of the date of completion of the (each) District approved source test required by condition 19528 part 6, two identical copies of the results of the source test along with supporting documentation, each referencing the source number, condition 19528 part 6 and part 6A, and plant #12758 are received by the District and that both copies are addressed to the District's Permit Services Division. (basis: Regulation 2-1-403; Regulation 9-10, Regulation 2-6-503)~~

7. Deleted. (Monitoring requirements for S-952, S-953, S-954, S-955, S-956, S-957, and S-960 are required quarterly per Regulation 9-8-503)

7A. Deleted. (Monitoring requirements for S-952, S-953, S-954, S-955, S-956, S-957, and S-960 are required quarterly per Regulation 9-8-503)

8. For each of S955, S956, S957, S958, S959, and S960, Permittee/Owner/Operator shall ensure that not less frequently than once every other calendar year a District approved source test is conducted for each source measuring its NOx and CO emission rate using a District approved source test method and in compliance with the District's Manual of Procedures. Permittee/Owner/Operator shall ensure that the first District approved source for each source shall be completed before July 31, 2005. (basis: Regulation 2-1-403; Regulation 9-8, Regulation 2-6-503)

8A. Permittee/Owner/Operator shall ensure that within 60 days of the date of completion of the (each) District approved source test required by condition 19528 part 8, two identical copies of the results of the source test along with supporting documentation, each referencing the subject source number, condition 19528 part 8 and part 8A, and plant #12758 are received by the District and that both copies are addressed to the District's Permit Services Division. (basis: Regulation 2-1-403; Regulation 9-8, Regulation 2-6-503)

9. For S1401, Permittee/Owner/Operator shall ensure that not less frequently than once each calendar year a District approved source test is conducted for S-1401 measuring its SO3 and H2S04 emission rate per dry standard foot of exhaust volume, expressed as 100% H2S04. This

monitoring requirement shall become effective
April 1, 2004.
(basis: Regulation 6-330, Regulation 2-1-403,
Regulation 2-6-503)

9A. Permittee/Owner/Operator shall ensure that within 60 days of the date of completion of the (each) District approved source test required by condition 19528 part 9, two identical copies of the results of the source test and supporting documentation, each referencing S-1401, condition 19528 part 9 and part 9A, and plant #12758 are received by the District and that both copies are addressed to the District's Permit Services Division. (basis: Regulation 2-1-403; Regulation 6-330, Regulation 2-6-503)

10. For each of S-1415 and S-1416, Permittee/Owner/Operator shall ensure that not less frequently than once every 60 months, with the first District approved source test completion date for each of occurring before October 31, 2006, that a District approved source test is conducted for each of S-1415 and S-1416, in compliance with the District's Manual of Procedures, measuring each source's POC emission rate and carbon concentration in ppm, dry. (basis: Regulation 8-2; Regulation 2-1-403, Regulation 2-6-503)

10A. Permittee/Owner/Operator shall ensure that within 60 days of the date of completion of the (each) District approved source test required by condition 19528 part 10, two identical copies of the results of the source test along with supporting documentation, each referencing the subject source number, condition 19528 part 10 and part 10A, and plant #12758 are received by the District and that both copies are addressed to the District's Permit Services.
(basis: Regulation 2-1-403; Regulation 8-2, Regulation 2-6-503)

11. Deleted. (See discussion in Rev. 3 Statement of Basis)

11A. Deleted. (See discussion in Rev. 3 Statement of Basis)

Conditions for monitoring smoking flares:

11B) For the purposes of these conditions, a flaring event is defined as a flow rate of vent gas flared in any consecutive 15 minutes period that continuously exceeds 330 standard cubic feet per minute (scfm). If during a flaring event, the vent

gas flow rate drops below 330 scfm and then increases above 330 scfm within 30 minutes, that shall still be considered a single flaring event, rather than two separate events. For each flaring event during daylight hours (between sunrise and sunset), the owner/operator shall inspect the flare within 15 minutes of determining the flaring event, and within 30 minutes of the last inspection thereafter, using video monitoring or visible inspection following the procedure described in Part 11A of this condition.
(basis: Regulation 2-6-409.2)

11C) The owner/operator shall use the following procedure for the initial inspection and each 30-minute inspection of a flaring event.

If the owner/operator can determine that there are no visible emissions using video monitoring, then no further monitoring is necessary for that particular inspection.

If the owner/operator cannot determine that there are no visible emissions using video monitoring, the owner/operator shall conduct a visual inspection outdoors using either:

EPA Reference Method 9; or
Survey the flare by selecting a position that enables a clear view of the flare at least 15 feet, but not more than 0.25 miles, from the emission source, where the sun is not directly in the observer's eyes.

If a visible emission is observed, the owner/operator shall continue to monitor the flare for at least 3 minutes, or until there are no visible emissions, whichever is shorter.

The owner/operator shall repeat the inspection procedure for the duration of the flaring event, or until a violation is documented in accordance with Part 11D. After a violation is documented, no further inspections are required until the beginning of a new calendar day.
(basis: Regulation 6-301, 2-1-403)

11D) The owner/operator shall comply with one of the following requirements if visual inspection is used:
If EPA Method 9 is used, the owner/operator shall comply with Regulation 6-301 when operating the flare. If the procedure of 4.b.ii is used, the owner/operator shall not operate a flare that has visible emissions for three consecutive minutes.
(basis: Regulation 2-6-403)

11E) The owner/operator shall keep records of all flaring events, as defined in Part 11B. The owner/operator shall include in the records the name of the person performing the visible emissions check, whether video monitoring or visual inspection (EPA Method 9 or visual inspection procedure of Part 11C of this condition) was used, the results of each inspection, and whether any violation of this condition (using visual inspection procedure in Part 11C of this condition) or Regulation 6-301 occurred (using EPA Method 9). (basis: Regulation 2-6-501; 2-6-409.2)

12. This condition applies to each organic liquid storage tank that is exempt from Regulation 8, Rule 5, Storage of Organic Liquids, due to Permittee/Owner/Operator's assertion or belief that the tank's contents comply with the exemption in Regulation 8-5-117 for storage of organic liquids with a true vapor pressure of less than or equal to 25.8 mm Hg (0.5 psia). Whenever the type of organic liquid in the tank is changed, the Permittee/Owner/Operator shall verify that the true vapor pressure at the storage temperature is less than or equal to 25.8 mm Hg (0.5 psia). The Permittee/Owner/Operator shall use Lab Method 28 from Volume III of the District's Manual of Procedures, Determination of the Vapor Pressure of Organic Liquids from Storage Tanks. For materials listed in Table 1 of Regulation 8 Rule 5, the Permittee/Owner/Operator may use Table 1 to determine the material's true vapor pressure, rather than Lab Method 28. If the results are above 25.8 mm Hg (0.5 psia), Permittee/Owner/Operator shall report non-compliance in accordance with Standard Condition I.F and shall submit a complete permit application to the District to obtain a new Permit to Operate for the tank not more than 180 days from discovery that the true vapor pressure of the material in the tank is greater than 25.8 mm Hg (0.5 psia). This monitoring requirement shall take effect on April 1, 2004.

(basis: Regulation 8-5, Regulation 2-1-403, Regulation 2-6-503)

12A. When laboratory testing is conducted to determine the true vapor pressure of the material stored in a tank subject to condition 19528 part 12, in a District-approved log, Permittee/Owner/Operator shall record the results of the testing, the laboratory method used, along

with the identity of tank by District assigned source number where the material was sampled/stored. Permittee shall retain the log for not less than five years from the date of the recording in the log. Permittee/Owner/Operator shall ensure that the log is made available to District staff upon request. (basis: Regulation 8-5, Regulation 2-1-403, Regulation 2-6-503)

13. With a frequency not less than once per month, Permittee/Owner/Operator shall visually inspect the outlet at A-4 while it is abating S-99 and Permittee/Owner/Operator shall note whether any visible emissions are present at the A-4 exhaust point venting to atmosphere. If there are visible emissions, Permittee/Owner/Operator shall immediately take corrective action to eliminate the visible emissions. Upon completion of each inspection, in a District approved log, Permittee/Owner/Operator shall record whether there are visible emissions or not and, when visible emissions are detected, the corrective action taken to eliminate the visible emissions. During each month that S-99 is not in operation for the entire month, Permittee/Owner/Operator need not complete this inspection for S-99. This monitoring requirement shall take effect on April 1, 2004. (basis: Regulation 2-1-403, Regulation 2-6-503)

14. With a frequency not less than once per day, Permittee/Owner/Operator shall visually inspect S-810, S 821 and Permittee/Owner/Operator shall note whether any visible emissions are present at S-810, S-821. If there are visible emissions, Permittee/Owner/Operator shall immediately take corrective action to eliminate the visible emissions. Upon completion of each inspection, in a District approved log, Permittee/Owner/Operator shall record whether there are visible emissions or not and, when visible emissions are detected, the corrective action taken to eliminate the visible emissions. During each month that S-821 is not in operation for the entire month and when there is no petroleum coke stored at S-821, Permittee/Owner/Operator need not complete this inspection for S-821. This monitoring requirement shall take effect on April 1, 2004. (basis: Regulation 2-1-403, Regulation 2-6-503)

14A. Effective June 1, 2004, Permittee/Owner/Operator shall conduct a daily visual inspection at A-9 Coke Silo Precipitator for any emission that is greater than or equal to 20%

opacity for more than 3 minutes in any hour.
(basis: Regulation 6-302)

15. With a frequency not less than once per month, Permittee/Owner/Operator shall visually inspect the outlet at A-1420 while it is abating S-1405 and Permittee/Owner/Operator shall note whether any visible emissions are present at the A-1420 exhaust point venting to atmosphere. If there are visible emissions, Permittee/Owner/Operator shall immediately take corrective action to eliminate the visible emissions. Upon completion of each inspection, in a District approved log, Permittee/Owner/Operator shall record whether there are visible emissions or not and, when visible emissions are detected, the corrective action taken to eliminate the visible emissions. During each month that S-1405 is not in operation for the entire month, Permittee/Owner/Operator need not complete this inspection for S-1405. This monitoring requirement shall take effect on April 1, 2004.
(basis: Regulation 2-1-403, Regulation 2-6-503)

16. Deleted. Redundant with Title V Standard Condition I.J.3 17. By April 11, 2004, the Permittee/Owner/Operator shall submit a complete permit application to the District for a significant revision to the Major Facility Review permit to incorporate the limits, compliance options, and monitoring requirements in 40 CFR 63, Subpart UUU, National Emission Standards for Hazardous Air Pollutants for Petroleum Refineries: Catalytic Cracking Units, Catalytic Reforming Units, and Sulfur Recovery Units. (basis: 40 CFR 63, Subpart UUU)

17. By April 11, 2005, the Permittee/Owner/Operator shall submit an operation, maintenance, and monitoring plan for District review in accordance with 40 CFR 63.1574(f). The plan shall be prepared for each affected source, control system, and continuous monitoring system. The plan shall be submitted to the Director of Enforcement.
(basis: 40 CFR 63.1574(f))

COND# 21186 -----

Application 6820

Administratively Revised by Application 19874 (July 2009) Updates for Combustion Sources

S-916 No. 16 Furnace - No. 1 HDS Heater; Firing
Refinery Fuel Gas, Natural Gas, Maximum
Firing Rate: 55 MMBtu/hr

S-917 No. 17 Furnace - No. 1 HDS Prefractionator
Reboiler, Maximum Firing Rate: 18 MMBtu/hr

1. Once each day while 100# Fuel Gas is fired at S-916 and/or S-917, except for 36 calendar days per rolling 52 consecutive week period, and except for each calendar day when no fuel is fired at S-916 and S-917, and except for each calendar day that natural gas is fired exclusively at both S-916 and S-917, Permittee/Owner/Operator shall sample the Fuel Gas to be fired at S-916 and/or S-917 directly upstream of burner fuel gas feed line to S-916 and S-917, and Permittee/Owner/Operator shall ensure that the sample is subjected to laboratory analysis to determine the total reduced sulfur (TRS) content of the sample, in ppmvd units. Permittee/Owner/Operator shall ensure that the laboratory analysis method employed is a method that is approved by the District.
(basis: cumulative increase, BACT, offsets, Regulation 2-1-403)

2. Not more than 14 days after the date that each sample of the Fuel Gas sample is taken pursuant to part 1 of these conditions, Permittee/Owner/Operator shall ensure that the laboratory analysis of the sample is completed and that the result of each sample analysis, disclosing the TRS content of the sample in ppmvd, is recorded in a District approved log.
(basis: cumulative increase, BACT, offsets, Regulation 2-1-403)

3. Permittee/Owner/Operator shall ensure that the TRS content of the Fuel Gas to be fired at S-916 and/or S-917 is NOT greater than 300 ppmvd. This condition will have been violated when the result of any daily laboratory analysis of the TRS content of the Fuel Gas to be fired at S-916 and/or S-917 is greater than 300 ppmvd.
(basis: cumulative increase, BACT, offsets, Regulation 2-1-403)

4. Permittee/Owner/Operator shall ensure that annual average of the daily Fuel Gas sample TRS analysis results is NOT greater than 281 ppmvd. This condition will have been violated when the annual average of the daily Fuel Gas sample TRS analysis results is greater than 281 ppmvd. Permittee/Owner/Operator shall determine the annual

average of the daily Fuel Gas sample TRS analysis results by summing the TRS analysis results of each day during each rolling 52 consecutive week period, and dividing the sum by the number of days of sample analysis results.

(basis: cumulative increase, BACT, offsets, Regulation 2-1-403)

~~5. Deleted. (Daily fuel gas sampling and analysis started May 20, 2004.) Permittee/Owner/Operator shall begin daily sampling and analysis of the Fuel Gas to be fired at S-916 and S-917 as required by these conditions 120 days after the date of issuance disclosed on the Permit to Operate issued under permit application #6820.
(basis: cumulative increase, BACT, offsets, Regulation 2-1-403)~~

~~6. Deleted. (Variables that affect TRS content of fuel gas provided February 17, 2004.) Not more than 30 days after the date of issuance disclosed on the Permit to Operate issued under permit application #6820, Permittee/Owner/Operator shall provide the District's Engineering Division with a list of the variables that affect the TRS content of the 100# Fuel Gas, a description of the emissions impact of each variable, and an explanation of what, if anything, Permittee/Owner/Operator currently does to control each variable.
(basis: Regulation 2-1-403)~~

7. Each calendar day, in a District approved log, Permittee/Owner/Operator shall record:

- A. Each fuel fired at S-916 each calendar day.
- B. Each fuel fired at S-917 each calendar day.
- C. Each calendar day that no fuel is fired at S-916.
- D. Each calendar day that no fuel is fired at S-917.
- E. Not more than 14 days after the date that a sample of Fuel Gas is taken pursuant to part 1 of these conditions, the results of each analysis disclosing the TRS content of the Fuel Gas sample, in units of ppmvd, along with the date the sample was taken, the District approved laboratory method used, and the identity of the entity completing the laboratory sample analysis.

F. The annual average of the daily Fuel Gas sample TRS analysis results.

Permittee/Owner/Operator shall ensure that each District approved log required pursuant to these conditions is kept on site, is retained for a period of not less than 5 years from date of last entry, and is made available to the District upon request. (basis: cumulative increase, BACT, offsets, Regulation 2-1-403)

COND# 22150 -----

Modified by App. 18739 (Nov 2008) Removal of S903 & A8
Application 19300 (Dec 2008) Remove S-904 Backup CO Boiler Service and A-11

Administratively Revised by Application 19874 (July 2009) Updates for Combustion Sources

For ESP A30 abating CO Boiler S901

1. In order to ensure compliance with Regulation 6-1-310, the owner/operator of A-30 FCCU Electrostatic Precipitator shall conduct continuous monitoring of ESP opacity. (Basis: Regulation 6-1-310, 2-6-503)
2. Each time opacity of emissions from A-30 FCCU Electrostatic Precipitator exceeds 30%, except for one 6-minute average opacity reading in any 1-hour period, the owner/operator shall conduct a source test to determine compliance with Regulation 6-1-310. Each time the opacity exceeds this range, the owner/operator shall conduct a source test to determine compliance with Regulation 6-1-310. The owner/operator shall conduct the source test within 45 days of detection of the exceedence. (Basis: Regulation 6-1-310, 2-6-503)

~~3. Deleted. (Exceedance reporting is redundant with Title V Standard Condition I.F) Exceedences of the opacity compliance range are deviations and shall be reported as deviations in all Title V reports. (Basis: Regulation 2-6-503)~~

COND# 22621 -----

Application #13047 (November, 2005): Installation of low NOx burners, change fuel gas supply from 40 psig to 100 psig fuel gas.

Administratively Changed by Application 18861 (June 2009).
Removed completed parts and parts redundant with District
Regulations

Administratively Revised by Application 19874 (July 2009) Updates for
Combustion Sources

S-913 No. 2 Feed Prep Heater (F13), 59 MMBtu/hr fired on
Refinery Fuel Gas and Natural Gas

Fugitive Components

1. Deleted. (Final Fugitive Count submitted 3/28/06 and offsets were adjusted.)
2. Deleted. (Final Fugitive Count submitted 3/28/06 and offsets were adjusted.)
3. Deleted. (Valve Design Requirements Completed and Leak Limits redundant with Regulation 8-18-302)
4. Deleted. (Connector Design Requirements Completed and Leak Limits redundant with Regulation 8-18-304)
5. Deleted. (Pressure Relief Valve Design Requirements Completed and redundant with Regulation 8-28-302. All PRDs vent to the refinery fuel gas system or an abatement device with $\geq 98\%$ efficiency.)
6. Deleted. (Completed. All fugitive components have been added to the refinery fugitive monitoring and repair program)
7. Once each day, while 100 pound fuel gas is fired at S-913, except for 36 calendar days per rolling consecutive 12-month period, and except for each calendar day when no fuel is fired at S-913, and except for each calendar day that natural gas is fired exclusively at S-913, the owner/operator shall sample the fuel gas to be fired at S-913 directly upstream of the burner fuel gas feed line to S-913. The owner/operator shall ensure that the sample is subjected to laboratory analysis to determine the total reduced sulfur (TRS) content of the sample in ppmvd units. The owner/operator shall ensure that the laboratory analysis method employed is a method that is approved by the District. (basis: cumulative increase, offsets, Regulation 2-1-403)
8. Each calendar day, the owner/operator shall maintain records, in a District approved log, for
 - a. Each fuel fired at S-913
 - b. Each calendar day that no fuel is fired at S-913

c. Not more than 14 days after the date that a sample of fuel gas is taken pursuant to part 1 of these conditions, the results of each analysis disclosing the TRS content of the Fuel Gas sample, in units of ppmvd, along with the date the sample was taken, the District approved laboratory method used, and the laboratory completing the sample analysis.

d. The annual average of the daily fuel gas sample TRS analysis results.

All records shall be retained for a period of at least five years from the date of entry. This log shall be kept on site and made available to District staff upon request. (basis: cumulative increase, offsets, recordkeeping, Regulation 2-1-403)

~~9. Deleted. (S-913 NOx Box is defined in Condition 18372, Part 31) Within 30 days of startup of S-913, the owner/operator shall perform source tests to establish the NOx box for the heater (permit condition 18372). All source testing shall be done in accordance with the District's Manual of Procedures. The facility shall receive approval from the District's Source Test Manager for installation of test ports and source testing procedures. The results shall be delivered to the District no later than 45 days from the date of the source test. (basis: Regulation 9-10-301, Regulation 9-10-502)~~

10. In order to generate Interchangeable Emission Reduction Credits (IERC's) at S-913, the owner/operator shall:

- a. Use an emission factor of 0.033 lb/MMBtu for S-913 in the calculation of the refinery-wide emission rate from units affected by Regulation 9-10-301
- b. Generate IERC's based on the difference between NOx emissions of 0.033 lb/MMBTU and the actual emission factor obtained by source tests from generation of the NOx box (expected to be 0.024 lb/MMBtu by the owner/operator)
- c. Keep records of the firing rate and oxygen content of S-913 to ensure operation within the established NOx box. (basis: Regulation 9-10-301, Regulation 9-10-502, Regulation 2-9)

COND# 23562 -----

Application 15949 (May 2007): Add EPA Consent Decree requirements (Case No. SA-05-CA-0569-RF: United States of America v. Valero Refining Company - California, et. al.). Modified by App. 18739 (Nov 2008) Removal of S923, S924 & S925

Application 19300 (Dec 2008) Remove S-905 Out of Service
Administratively Revised by Application 19874 (July 2009) Updates for Combustion Sources

S902 FCCU Startup Heater
S904 No. 6 Boiler

S913 No. 2 Feed Prep Heater (F13)

S915 Platformer Intermediate Heater (F15)

S916 No. 1 HDS Heater (F16)

~~S917 No. 1 HDS Prefract Reboiler (F17)~~

~~S919 No. 2 HDS Heater (F19)~~

S920 No. 2 HDS Heater (F20)

S921 No. 2 HDS Heater (F21)

S922 No. 5 Gas Plant Debutanizer Reboiler

S926 No.2 Reformer Splitter Reboiler (F26)

S927 No. 2 Reformer Heat/Reheating (F27)

S928 HDN Reactor A Heater (F28)

S929 HDN Reactor B Heater (F29)

S930 HDN Reactor C Heater (F30)

S931 Hydrocracker Reactor 1 Heater (F31)

S932 Hydrocracker Reactor 2 Heater (F32)

S933 Hydrocracker Reactor 3 Heater (F33)

S934 Hydrocracker Stabilizer Reboiler (F34)

S935 Hydrocracker Splitter Reboiler (F35)

S937 Hydrogen Plant Heater (F37)

S950 50 Crude Heater (F50)

S1412 Sulfuric Acid Plant Startup Heater

~~S1470 No. 3 Crude Vacuum Distillation Heater(F71)~~

Effective December 30, 2010:

S908 No. 3 Crude Heater (F8)

S909 No. 1 Feed Prep Heater (F9)

S912 No. 1 Feed Prep Heater (F12)

1. The heaters and boilers listed above shall be "affected facilities" under 40 CFR 60 Subpart J as fuel gas combustion devices. Except as allowed in this permit condition, the owner/operator shall comply with all applicable provisions of 40 CFR 60 Subparts A and J for these fuel gas combustion devices, except during periods of startup, shutdown, or malfunction of the affected facilities or the malfunction of the associated control equipment, if any, provided that during startup, shutdown, or malfunction, the owner/operator shall, to the extent practicable, maintain, and operate the affected facilities including associated air pollution control equipment in a manner consistent with good air pollution control practices for minimizing emissions. (Basis: NSPS Subparts A and J, EPA Consent Decree paragraphs 12, 117, 118 and 122.)
2. The owner/operator is exempt from notification requirements in accordance with 40 CFR Part 60, Subparts A and J, including without limitation 40 CFR 60.7, with respect to the provisions of 40 CFR, Subparts A and J, as such requirements apply to the fuel gas combustion devices listed in this permit condition. (Basis: EPA Consent Decree paragraph 120.)
3. The owner/operator shall use either continuous emissions

monitoring systems (CEMS) or an approved alternative monitoring plan (AMP) to demonstrate compliance with the NSPS Subpart J emission limits for the fuel gas combustion devices listed in this permit condition. (Basis: NSPS Subparts A and J, EPA Consent Decree paragraph 121.)

4. The owner/operator shall conduct the accuracy tests listed below on the CEMS used to comply with Part 3 unless that CEMS is otherwise subject to the requirements of NSPS Subparts A and J. These accuracy tests are allowed in lieu of the requirements of Part 60, Appendix F 5.1.1, 5.1.3, and 5.1.4.
 - a. Conduct either a RAA or RATA on each CEMS at least once every three years.
 - b. Conduct a CGA on each CEMS each calendar quarter during which a RAA or a RATA is not performed.
 - c. Conduct a FAT, as defined in the BAAQMD regulations or procedures, if desired, in lieu of any required RAA or CGA.

(Basis: EPA Consent Decree paragraph 121.)

**Application 20143, S819 API Oil-Water Separator and S1026 DNF
ENGINEERING EVALUATION
Tesoro Refining and Marketing Company
PLANT NO. 14628
APPLICATION NO. 20143**

BACKGROUND

As part of the Title V renewal efforts, Tesoro Refining and Marketing Company is submitting several applications to clarify, correct and/or clean up the permit. This is one of those applications, an administrative change in conditions to remove Condition 4587 and update Condition 7406 for the following sources:

S-819 API Oil-Water Separator and Dissolved Nitrogen Flotation Unit
S-1026 DNF Effluent Air Stripper

The provisions of condition 4587 are duplicated in Condition 7406.

Condition 4587 was imposed via 1990 Application 4990, which was one of several applications submitted in response to an abatement order. On September 26, 1990 an Authority to Construct was granted and on December 14, 1993 a Permit to Operate was granted for S-1026 stripper abated by an thermal oxidizer A-39 or A-38 carbon. S-1026 treated the emissions of the then S-819 Dissolved Air Flotation unit.

In 1992, Application 8592 was submitted to change S-819 from a dissolved air flotation unit to a dissolved nitrogen flotation unit for safety reasons. In addition, piping was added to allow emissions to be routed to A-14 Vapor Recovery (as a backup to A-39 Thermal Oxidizer and A-38 Carbon). The Authority to Construct was granted March 24, 1992, Condition 7406 was created to supercede Condition 4587, and 7406 included the provisions of 4587 in the "B" section plus additional conditions associated with the changes in Application 8592 in the "A" section.

The only difference is that Condition 4587-9&10 originally required a source test on A-39 to demonstrate the minimum operating temperature for the required destruction efficiency (see 7406-B9&B10). The source test was performed in April and May, 1992, and the temperature limit was 1350F. However, only condition 4587 was revised to reflect the 1350F temperature. Furthermore, 4587-9&10 were combined into one Part 9, and the subsequent parts were renumbered such that Condition 4587 only had 11 parts, instead of the original 12 parts. With this exception, all parts of the "B" section of Condition 7406 are identical in substance to Condition 4587.

Since the Permit to Operate for Application 8592 was granted August 1, 1994, fires due to high and fluctuating hydrocarbon loads plagued A-38 operation. In 2003, A-38 was removed from service. Currently, S-819 is abated by either A-39 Thermal Oxidizer, or vented to A-14 Vapor

Recovery. S-1026 is currently only abated by A-39. The references to A-38 will be removed from Condition 7406.

Lastly, Condition 7406 will be revised to remove parts A3 and A4 that are redundant with District Regulation 8, Rule 8.

EMISSIONS SUMMARY

There are no increases in emissions associated with this application. This application only cleans up permit conditions to remove redundant conditions.

STATEMENT OF COMPLIANCE

There will be no change in the compliance of the associated equipment. All sources will remain in compliance with Regulation 8, Rule 8, BACT, Toxics, Offsets and NSPS Subpart QQQ.

This application is exempt from CEQA per 2-1-312.1: Permit applications to modify permit conditions for existing or permitted sources or facilities that do not involve any increases in emissions or physical modifications.

PERMIT CONDITIONS

Condition 4587 will be deleted entirely:

~~COND# 4587~~

~~S1026 DNF Air Stripper~~

~~Modified Conditions for P/O #4990 (DNF Effluent Channel Air Stripper System):~~

- ~~1. At all times, except for periods of ongoing inspection, maintenance, or wastewater sampling, Permittee/Owner/Operator shall ensure that the DNF outlet channel is be covered and vented to the DNF air stripping system S-1026 and abated by the thermal incinerator A-39 or activated carbon adsorption system A-38 operating properly as designed.
(basis: cumulative increase)~~
- ~~2. Permittee/Owner/Operator shall ensure that the DNF air stripping compressor is not operated unless the air sweep fans and the thermal incinerator A-39 or the carbon adsorption system A-38 are operating properly.
(basis: cumulative increase)~~
- ~~3. Permittee/Owner/Operator shall ensure that a~~

~~_____ differential pressure controller varies the air sweep
_____ fan speed, relative to the air stripping rate, to
_____ control the air space below the DNF covers to a pressure
_____ less than atmospheric pressure.
_____ (basis: cumulative increase)~~

~~_____ 4. Permittee/Owner/Operator shall ensure that the carbon
_____ adsorption system A 38 consists of two parallel trains,
_____ each consisting of two carbon canisters in series.
_____ Permittee/Owner/Operator shall ensure that the first
_____ canister in series, which functions as the primary
_____ hydrocarbon removal canister, will be denoted as
_____ Canister #1. Permittee/Owner/Operator shall ensure that
_____ the second canister in series, which functions as the
_____ primary H2S removal canister, will be denoted as
_____ Canister #2.
_____ (basis: toxics)~~

~~_____ 5. A. Permittee/Owner/Operator shall ensure that the non-
_____ methane hydrocarbon emissions to the atmosphere from
_____ the thermal incinerator A 39 shall not exceed 10 ppm
_____ (calculated as C1) on a rolling one hour average
_____ basis.~~

~~_____ B. Permittee/Owner/Operator shall ensure that non-
_____ methane hydrocarbon emissions to the atmosphere from
_____ the carbon adsorption system A 38 shall not exceed
_____ 20 ppm (calculated as C1) on a rolling one hour
_____ average basis.~~

~~_____ 6. To verify compliance with Condition No. 5,
_____ Permittee/Owner/Operator shall install, maintain, and
_____ operate a District approved continuous hydrocarbon
_____ monitor and recorder.~~

~~_____ 7. Permittee/Owner/Operator shall ensure that H2S emissions
_____ to the atmosphere from the thermal incinerator A 39
_____ and/or the carbon adsorption system A 38 shall not
_____ exceed 1 ppm.
_____ (basis: toxics)~~

~~_____ 8. Permittee/Owner/Operator shall ensure that testing for
_____ hydrocarbon and H2S breakthrough in each of the two
_____ parallel trains of the carbon adsorption system A 38 is
_____ done according to the following schedule and
_____ methodology.~~

~~_____ Hydrocarbon testing:~~

- ~~_____ • Testing shall be accomplished with a District approved
_____ portable hydrocarbon analyzer through sample taps
_____ located immediately downstream of Canister #1 and
_____ immediately downstream of Canister #2.~~
- ~~_____ • Testing shall be done at least once during every 24
_____ hours of operation.~~

- ~~• As an alternative to daily testing, a District approved continuous monitor/recorder may be used to measure the concentration immediately downstream of Canister #1.~~
 - ~~• When the concentration of non methane hydrocarbons immediately downstream of Canister #1 exceeds 20 ppm, flow will be diverted to the parallel fresh Canister #1 within one hour.~~
 - ~~• The spent canister shall be replaced within 4 working days of changeover to the fresh Canister #1.~~
- ~~(basis: cumulative increase, offsets)~~

~~Hydrogen Sulfide testing:~~

- ~~• Permittee/Owner/Operator shall ensure that hydrogen sulfide testing is accomplished with a District approved portable H2S analyzer through sample taps located in Canister #2 and immediately downstream of Canister #2.~~
 - ~~• Permittee/Owner/Operator shall ensure that hydrogen sulfide testing is done at least once during every 24 hours of operation.~~
 - ~~• As an alternative to daily testing, Permittee/Owner/Operator shall ensure that for hydrogen sulfide testing, a District approved continuous monitor/recorder is used to measure the hydrogen sulfide concentration in Canister #2.~~
 - ~~• When the H2S concentration in the sample tap in Canister #2 and closest to the outlet of Canister #2 exceeds 1 ppm, Permittee/Owner/Operator shall ensure that the flow will be diverted to the fresh parallel Canister #2 within one hour.~~
 - ~~• Permittee/Owner/Operator shall ensure that the spent canister is replaced within 2 weeks of changeover to the fresh carbon adsorption system.~~
- ~~(basis: toxics)~~

~~9. Permittee/Owner/Operator shall ensure that the thermal incinerator A 39 shall not be used to abate stripped gas from the air stripper S 1026 unless A 39 is operating at a minimum furnace temperature of 1350 oF, to ensure compliance with Condition Nos. 5 and 7. In the event that the incinerator A 39 is not available as a control device, then Permittee/Owner/Operator shall ensure that the stripped gas from S 1026 is abated by the carbon adsorption system A 38.~~

~~(basis: cumulative increase, offsets)~~

~~10. Permittee/Owner/Operator shall install, maintain, and operate a District approved continuous temperature monitor/recorder to verify compliance with Condition 9.~~

~~(basis: cumulative increase, offsets)~~

~~11. Permittee/Owner/Operator shall maintain a file of District approved records containing all measurements, records, charts, and other data which are required of~~

~~_____ this conditional permit, as well as all other data and
_____ calculations necessary to determine compliance with the
_____ conditions of this permit. Permittee/Owner/Operator
_____ shall ensure that this file includes, but is not limited
_____ to:~~

- ~~_____ a. The hours of operation of each permitted piece of
_____ equipment, including identification of the abatement
_____ device(s) used to control emissions from air
_____ stripper S 1026 and the API/DAF system S 819:
_____ thermal incinerator A 39 or carbon adsorption system
_____ A 38 or the refinery vapor recovery system A 14
_____ (backup abatement device for S 819 only).~~
- ~~_____ b. Each monitor reading, recording, or analysis result
_____ for the day of operation they are taken.~~
- ~~_____ c. Identification of carbon canisters removed from
_____ service, including the time and date of each
_____ changeout.~~

~~_____ This file of District approved records shall be kept
_____ available for District inspection for a period of at
_____ least 5 years following the date on which such
_____ measurements, records, or data are made or recorded.~~

~~_____ Permittee/Owner/Operator shall ensure that each and
_____ every exceedance of Condition No(s). 5, 6, 7 and/or 8 is
_____ reported to the District's Enforcement Division within
_____ 96 hours after the occurrence. The submittal shall
_____ include the data showing the exceedance and its time of
_____ occurrence, and shall detail the nature, extent,
_____ probable cause of the exceedance, and corrective action
_____ taken to eliminate the exceedance and comply with
_____ applicable requirements.
_____ (basis: cumulative increase, offsets)~~

Condition 7406 will be revised as follows:

COND# 7406 -----

S819 API Oil-Water Separator
S1026 DNF Air Stripper

Application 4990 (1990)
Modified by Application #8592 (1992)
Modified by Application 20143 (May 2009), Incorporation of Condition
4587 and the removal of A38.

API Separator/DNF Unit Abatement Project Permit Conditions

Conditions for this Application #8592:

- A1. During all times of operation of Source S-819, Permittee/Owner/Operator shall ensure that the API oil/water separator, influent head channel and wet oil

pit, and dissolved ~~air-nitrogen~~ flotation (DNF) unit are all be enclosed and vented to the headspace of the air stripper S-1026 and abated by the thermal incinerator A-39, except as indicated below.
(basis: Regulation 8-8, BACT, offsets, toxics, cumulative increase)

A2. Permittee/Owner/Operator shall ensure that in the event that thermal oxidizer A-39 is not available as a control device for S-819, then S-819 shall ~~either be abated by the backup activated carbon system A-38 of Permit #4990, or by~~ the refinery vapor recovery system A-14.
(basis: Regulation 8-8, BACT, offsets, toxics, cumulative increase)

~~A3. All Source S-819 inspection and access hatches shall be closed except when the opening is being used for inspection, maintenance, or wastewater sampling.
(basis: Regulation 8-8, BACT, offsets, toxics, cumulative increase) Deleted. (Redundant with Regulation 8-8-305.1)~~

~~A4. Deleted. (Redundant with the requirements of The covers installed on the east and west sump pump pits, slide head gate area, trash rack area, sludge sump, and junction boxes must meet the respective seal and enclosure requirements of District Regulation 8, Rule 8.)
(basis: Regulation 8-8, BACT, offsets, toxics, cumulative increase)~~

Modified Conditions for Application #4990 (DNF Effluent Channel Air Stripper System):

B1. Permittee/Owner/Operator shall ensure that at all times, except for periods of ongoing inspection, maintenance, or wastewater sampling, the DNF outlet channel shall be covered and vented to the DNF air stripping system S-1026 and abated by the thermal incinerator A-39 ~~or activated carbon adsorption system A-38~~ operating properly as designed.
(basis: Regulation 8-8, BACT, offsets, toxics, cumulative increase)

B2. Permittee/Owner/Operator shall ensure that the DNF air stripping compressor does not operate unless the air sweep fans and the thermal incinerator A-39 ~~or the carbon adsorption system A-38~~ are operating properly.
(basis: Regulation 8-8, BACT, offsets, toxics, cumulative increase)

B3. Permittee/Owner/Operator shall ensure that a differential pressure controller varies the air sweep fan speed, relative to the air stripping rate, to control the air space below the DNF covers to a pressure less than atmospheric pressure.

(basis: Regulation 8-8, BACT, offsets, toxics, cumulative increase)

~~B4. Deleted. (Carbon System A-38 removed from service.) Permitttee/Owner/Operator shall ensure that the carbon adsorption system A 38 consists of two parallel trains, each consisting of two carbon canisters in series. Permitttee/Owner/Operator shall ensure that the first canister in series, which functions as the primary hydrocarbon removal canister, is denoted as Canister #1. Permitttee/Owner/Operator shall ensure that the second canister in series, which functions as the primary H2S removal canister, is denoted as Canister #2. (basis: Regulation 8 8, BACT, offsets, toxics, cumulative increase)~~

B5. A. Permitttee/Owner/Operator shall ensure that non-methane hydrocarbon emissions to the atmosphere from the thermal incinerator A-39 do not exceed 10 ppm (calculated as C1) on a rolling one hour average basis.

(basis: BACT, offsets, cumulative increase)

~~B. Deleted. (Carbon System A-38 removed from service.) Permitttee/Owner/Operator shall ensure that non-methane hydrocarbon emissions to the atmosphere from the carbon adsorption system A 38 do not exceed 20 ppm (calculated as C1) on a rolling one hour average basis. (basis: BACT, offsets, cumulative increase)~~

~~B6. Deleted. (Carbon System A-38 removed from service.) To verify compliance with Condition No. B5, Permitttee/Owner/Operator shall install, maintain, and operate a District approved continuous hydrocarbon monitor and recorder. (basis: BACT, offsets, cumulative increase)~~

B7. Permitttee/Owner/Operator shall ensure that H2S emissions to the atmosphere from the thermal incinerator A-39 ~~or the carbon adsorption system A 38~~ do not exceed 1 ppm.

(basis: toxics)

~~B8. Deleted. (Carbon System A-38 removed from service.) Permitttee/Owner/Operator shall ensure that testing for hydrocarbon and H2S breakthrough in each of the two parallel trains of the carbon adsorption system A 38 is done according to the following schedule.~~

~~Hydrocarbon testing:~~

~~Permitttee/Owner/Operator shall ensure that hydrocarbon emissions testing is accomplished with a District approved portable hydrocarbon analyzer through sample taps located immediately downstream of~~

~~Canister #1 and immediately downstream of Canister #2.~~

- ~~Permittee/Owner/Operator shall ensure that the testing is done at least once during every 24 hours of operation.~~
- ~~As an alternative to daily testing, Permittee/Owner/Operator shall ensure that a District approved continuous monitor/recorder is used to measure the concentration immediately downstream of Canister #1.~~
- ~~When the concentration of non methane hydrocarbons immediately downstream of Canister #1 exceeds 20 ppm, Permittee/Owner/Operator shall ensure that flow is diverted to the parallel fresh Canister #1 within one hour.~~
- ~~Permittee/Owner/Operator shall ensure that the spent canister is replaced within 4 working days of changeover to the fresh Canister #1.~~

~~(basis: BACT, offsets, cumulative increase)~~

~~Hydrogen Sulfide testing:~~

- ~~Permittee/Owner/Operator shall ensure that hydrogen sulfide emissions testing is accomplished with a District approved portable H2S analyzer through sample taps located in Canister #2 and immediately downstream of Canister #2.~~
- ~~Permittee/Owner/Operator shall ensure that testing is done at least once during every 24 hours of operation.~~
- ~~As an alternative to daily testing, Permittee/Owner/Operator shall ensure that a District approved continuous monitor/recorder is used to measure the concentration in Canister #2.~~
- ~~When the H2S concentration in the sample tap in Canister #2 and closest to the outlet of Canister #2 exceeds 1 ppm, Permittee/Owner/Operator shall ensure that the flow is diverted to the fresh parallel Canister #2 within one hour.~~
- ~~Permittee/Owner/Operator shall ensure that the spent canister shall be replaced within 2 weeks of changeover to the fresh carbon adsorption system.~~

~~(basis: toxics)~~

~~B9. Deleted. Initial source test completed in April and May 1992) Within 60 days of startup of the thermal incinerator A-39, Permittee/Owner/Operator shall conduct a District approved source test to verify compliance with Condition Nos. B5 and B7. In addition, Permittee/Owner/Operator shall ensure that this test determines the minimum operating temperature of the incinerator A-39 required to ensure compliance on a continuous basis, as specified in Condition Nos. B10 and B11.~~

~~(basis: BACT, offsets, cumulative increase)~~

B10. Permittee/Owner/Operator shall ensure that thermal incinerator A-39 ~~is shall~~ not be used to abate stripped gas from the air stripper S-1026 unless A-39 is operating at or above the minimum ~~furnace~~ temperature of 1350F, to ensure compliance with Parts B5A and B7. ~~determined by source test per Condition No. 9. This minimum temperature shall be increased if the District determines that the source test of Condition No. B9 deems it necessary for compliance with Conditions Nos. B5 and B7. In the event that the incinerator A 39 is not available as a control device, then Permittee/Owner/Operator shall ensure that the stripped gas from S 1026 shall be abated by the carbon adsorption system A 38.~~

(basis: BACT, offsets, cumulative increase)

B11. Permittee/Owner/Operator shall install, maintain, and operate a District- approved continuous temperature monitor/ recorder on Thermal Oxidizer A-39 to verify compliance with Condition Nos. 9 and Part B10.

(basis: BACT, offsets, cumulative increase)

B12. Permittee/Owner/Operator shall maintain a file of District approved logs containing all measurements, records, charts, and other data which are required of this conditional permit, as well as all other data and calculations necessary to determine compliance with the conditions of this permit. This file must include, but is not limited to:

- a. The hours of operation of each permitted piece of equipment, including identification of the abatement device(s) used to control emissions from air stripper S-1026 and the API/DAF system S-819: ~~thermal incinerator A-39 or carbon adsorption system A 38~~ or the refinery vapor recovery system A-14 (backup abatement device for S-819 only).
- b. Each monitor reading, recording, or analysis result for the day of operation they are taken.
- c. Deleted. (Carbon System A-38 removed from service.) ~~Identification of carbon canisters removed from service, including the time and date of each changeout.~~

Permittee/Owner/Operator shall ensure that the District approved logs are kept on site and that they are made available for District inspection upon request for a period of at least 5 years following the date on which such measurements, records, or data are made or recorded.

Any exceedance of Condition No(s). B5, -6, B7 and/or B108 shall be reported to the District's Enforcement Division within 96 hours after such occurrence. The submittal

shall include the data showing the exceedance and its time of occurrence, and shall detail the nature, extent, probable cause, and corrective action taken.
(basis: BACT, offsets, cumulative increase, toxics)

RECOMMENDATION

It is recommended that an Administrative Change in Conditions be granted to Tesoro for:

S-819 API Oil-Water Separator and Dissolved Nitrogen Flotation Unit
S-1026 DNF Effluent Air Stripper

By: _____
Arthur Valla
Senior Air Quality Engineer

May 20, 2009

Application 20259, Modification of S-909 NOx Box
EVALUATION REPORT
TESORO REFINING AND MARKETING COMPANY
REVISED NOx BOX FOR S-909, F-9
NO. 1 FEED PREP HEATER
APPLICATION 20259, PLANT 14628

BACKGROUND

The Tesoro Golden Eagle Refinery (Tesoro) operates several furnaces and boilers that are subject to Regulation 9, Rule 10, Nitrogen Oxides And Carbon Monoxide From Boilers, Steam Generators And Process Heaters In Petroleum Refineries. Regulation 9-10-301 limits the refinery wide NOx emissions to 0.033 lb/MMBtu of fired duty. Regulation 9-10-502 requires the installation of a NOx, CO and O2 CEM to demonstrate compliance with Regulation 9-10-301. Regulation 9-10-502 also allows a CEM equivalent verification system to determine compliance with Regulation 9-10-301. The District and Tesoro have worked hard to produce the CEM equivalent verification system. This system is called the “NOx Box”. The NOx Box is an operating window for the unit, expressed in terms of fired duty and oxygen content in the flue gas. The operating window is established by source tests for various operating conditions. The source tests demonstrate the NOx emissions are equal to or less than a specified emission factor. As long as the fired unit duty and oxygen content are in this NOx Box operating window, the specified emission factor is used to determine compliance with the 0.033 lb/MMBtu limit of Regulation 9-10-301. The Permit Condition that contains the details of the NOx Box is #18372.

Condition 18372, Part 30 required Tesoro to submit the initial NOx Box for the affected sources by January 1, 2005. Tesoro met this requirement via Application 15682. The NOx Box’s in the application were supported by properly conducted source tests and the NOx Box operating windows for all the affected sources have been included in Revision 4 of the Title V permit (reference: Section VI, Condition 18372, Part 31A, NOx Box Ranges).

This application requests a change in the NOx Box operating window for:
S-909 F-9 No. 1 Feed Prep Heater, 145 MMBTU/hr

The change is as follows:

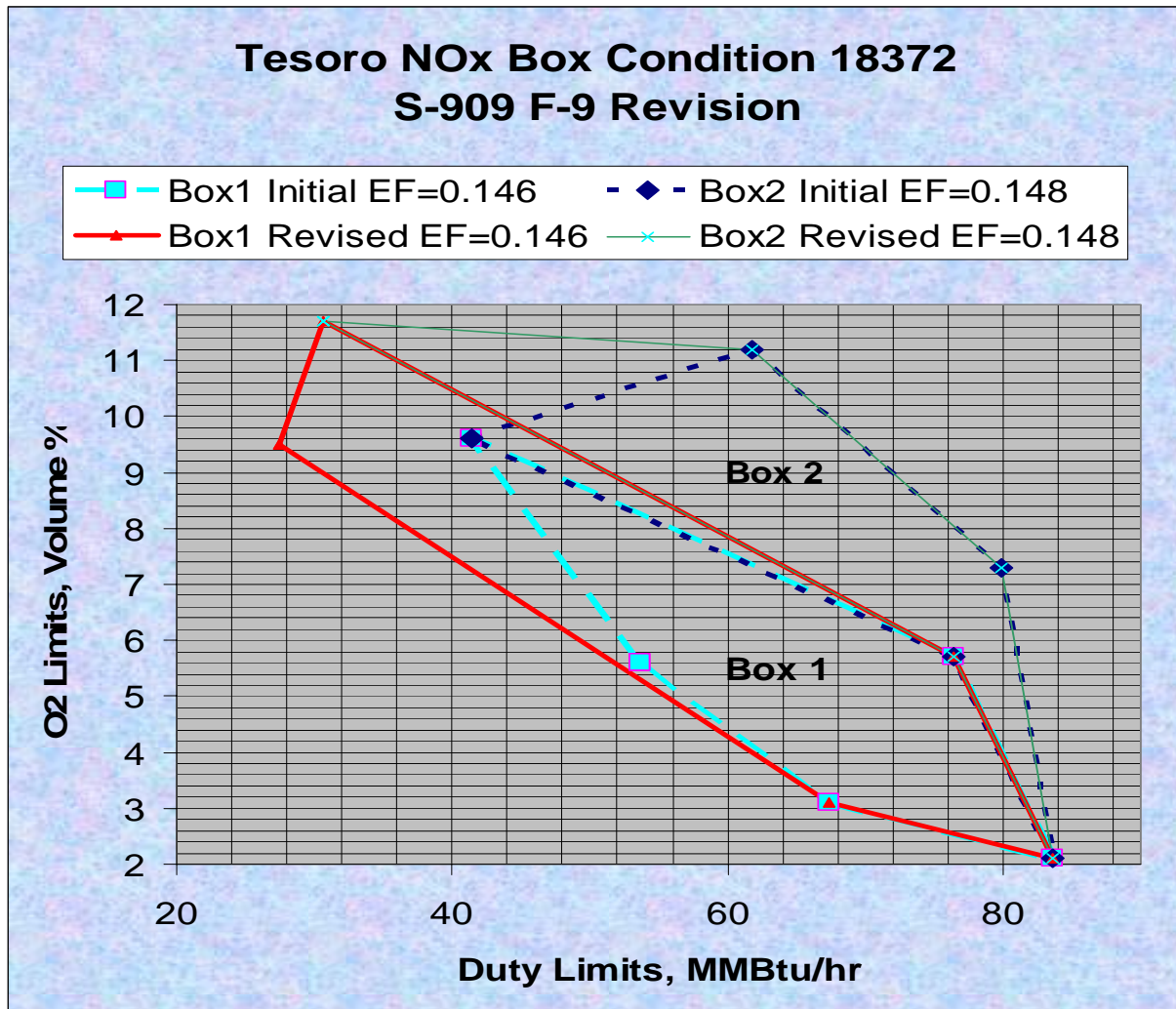
Source No.	Emission Factor (lb/MMBtu)	Min O2 at Low Firing (O2% , MMBtu/hr)	Max O2 at Low Firing (O2% , MMBtu/hr)	Min O2 at High Firing (O2% , MMBtu/hr)	Mid O2 at Mid/High Firing (polygon) (O2% , MMBtu/hr)	Max O2 at High Firing (O2% , MMBtu/hr)
909	0.146	5.6, 53.71	9.6, 41.41	2.1, 83.60	3.1, 67.35	5.7, 76.49
	0.148	9.6, 41.41	11.2, 61.81	2.1, 83.60	5.7, 76.49	7.3, 79.58
909 new	0.146	5.6, 53.71 9.5, 27.46	9.6, 41.41 11.7, 30.67	2.1, 83.60	3.1, 67.35	5.7, 76.49
	0.148	9.6, 41.41 11.7, 30.67	11.2, 61.81	2.1, 83.60	5.7, 76.49	7.3, 79.58

Tesoro is using two operating ranges as allowed by Condition 18372, Part 30.

The changes are supported by source tests reviewed by the Source Test Section.

This application is being processed as an administrative change in conditions since there is no change to the specified NOx emission factor for this unit.

The following diagram summarizes the changes to the S-920 NOx Box:



EMISSIONS SUMMARY

There are no changes in emissions due to this application. The emission factors are unchanged by this application and there will be no impact on the overall facility limit of 0.033 lb/MMBtu required by Regulation 9-10-301.

PLANT CUMULATIVE INCREASE

There are no net changes to the plant cumulative emissions.

TOXIC RISK SCREEN

This proposed NO_x Box change would not emit toxic compounds in amounts different that previously emitted. Therefore, a toxic risk screen is not required.

BEST AVAILABLE CONTROL TECHNOLOGY

BACT is triggered for new or modified sources that emit criteria pollutants in excess of 10 lbs/day. However, Regulation 2-1-234 defines a modified source as one that results in an increase in daily or annual emissions of a regulated air pollutant. For this application, there is no change in emissions. Therefore, BACT does not apply.

PLANT LOCATION

According to the SCHOOL program, the closest school is Las Juntas Elementary, which is almost two miles from the facility.

COMPLIANCE

The change to the NO_x Box will not change the compliance for Furnace S-909. Emissions from S-909 will continue to comply with all applicable regulations, including Regulation 6, Rule 1 and Regulation 9, Rule 10.

The closest school is over a mile from the facility, so the Public Notice requirements of Regulation 2-1-214 do not apply.

Toxics, CEQA, NESHAPS, BACT, Offsets and NSPS do not apply.

CONDITIONS

The NO_x Box Condition 18372, will be modified as shown below. Only the substantive changes for the S-920 NO_x Box points detailed in Part 31A are shown. For clarity, the change is tracked from the version in Revision 4 of the Title V permit. All of the other parts of Condition 18372 remain unchanged by this application.

Condition 18372

31. Except as provided in part 31B & C, the owner/operator shall operate each source within the NO_x Box ranges listed below at all times of operation. This part shall

not apply to any source that has a properly operated and properly installed NOx CEM. (Regulation 9-10-502)

A. NOx Box ranges

Source No.	Emission Factor (lb/MMBtu)	Min O2 at Low Firing (O2% , MMBtu/hr)	Max O2 at Low Firing (O2% , MMBtu/hr)	Min O2 at High Firing (O2% , MMBtu/hr)	Mid O2 at Mid/High Firing (polygon) (O2% , MMBtu/hr)	Max O2 at High Firing (O2% , MMBtu/hr)
909	0.146	5.6, 53.71 9.5, 27.46	9.6, 41.41 11.7, 30.67	2.1, 83.60	3.1, 67.35	5.7, 76.49
	0.148	9.6, 41.41 11.7, 30.67	11.22, 61.81	2.1, 83.60	5.7, 76.49	7.3, 79.58
912	0.027	2.1, 60.50	3.4, 70.10	1.9, 101.51	4.0, 104.13	5.4, 100.24
	0.034	2.1, 60.50	7.0, 57.57	5.4, 100.24	3.4, 70.10	6.5, 99.68
913	0.027	1.2, 19.89	3.0, 14.80	1.3, 30.33	2.1, 15.53	4.1, 25.71
915	0.143	0, 3.85	8.0, 3.85	0, 20.00	N/A	8.0, 20.00
	0.098	8.0, 3.85	>8.0, 3.85	8.0, 20.00	N/A	>8.0, 20.00
916	0.088	5.7, 9.53	9.3, 9.17	5.4, 30.00	N/A	9.1, 34.05
	0.099	9.3, 9.17	10.6, 24.64	9.1, 34.05	N/A	10.4, 33.11
917	0.061	0, 3.60	-, 3.6	0, 18.00	N/A	-, 18.00
919	0.047	3.9, 23.30	8.3, 22.06	5.8, 48.20	9.2, 39.12	10.1, 47.20
	0.056	8.3, 22.06	9.5, 21.10	9.2, 39.12	N/A	10.1, 47.20
920	0.046	5.0, 24.84	7.7, 17.86	5.8, 40.77	7.1, 15.34	7.3, 42.64
	0.055	7.7, 17.86	10.8, 27.53	7.3, 42.64	N/A	10.0, 45.15
924	0.106	0.0, 3.20	-, 3.20	0.0, 16.00	N/A	-, 16.00
926	0.032	1.8, 32.81	6.0, 40.89	2.9, 126.72	4.4, 32.81	3.9, 131.59
	0.037	6.0, 40.89	7.0, 77.89	3.9, 131.59	N/A	4.2, 122.33
928	0.044	0.0, 4.00	< 6.0, 4.00	0.0, 20.00	N/A	< 6.0, 20.00
	0.073	6.0, 4.00	> 6.0, 4.00	6.0, 20.00	N/A	> 6.0, 20.00
929	0.024	0.0, 4.00	< 6.0, 4.00	0.0, 20.00	N/A	< 6.0, 20.00
	0.087	6.0, 4.00	> 6.0, 4.00	6.0, 20.00	N/A	> 6.0, 20.00

Source No.	Emission Factor (lb/MMBtu)	Min O2 at Low Firing (O2% , MMBtu/hr)	Max O2 at Low Firing (O2% , MMBtu/hr)	Min O2 at High Firing (O2% , MMBtu/hr)	Mid O2 at Mid/High Firing (polygon) (O2% , MMBtu/hr)	Max O2 at High Firing (O2% , MMBtu/hr)
930	0.033	0.0, 4.00	< 6.0, 4.00	0.0, 20.00	N/A	< 6.0, 20.00
	0.077	6.0, 4.00	> 6.0, 4.00	6.0, 20.00	N/A	> 6.0, 20.00
931	0.034	0.0, 4.00	< 9.0, 4.00	0.0, 20.00	N/A	< 9.0, 20.00
	0.073	9.0, 4.00	> 9.0, 4.00	9.0, 20.00	N/A	> 9.0, 20.00
932	0.037	0.0, 4.00	< 4.0, 4.00	0.0, 20.00	N/A	< 4.0, 20.00
	0.053	4.0, 4.00	> 4.0, 4.00	4.0, 20.00	N/A	> 4.0, 20.00
933	0.035	0.0, 4.00	< 5.0, 4.00	0.0, 20.00	N/A	< 5.0, 20.00
	0.050	5.0, 4.00	>5.0, 4.00	5.0, 20.00	N/A	> 5.0, 20.00
951	0.111	5.2, 2.68	12.1, 0.78	5.0, 10.42	4.2, 7.78	10.4, 10.19
	0.175	12.1, 0.78	13.6, 1.73	10.4, 10.19	N/A	13.5, 2.61

The limits listed above are based on a calendar day averaging period for both firing rate and O2%.

RECOMMENDATION

It is recommended that a Change of Conditions to the Permit to Operate be granted to Tesoro for:

S-909 F-9 No. 1 Feed Prep Heater, 145 MMBTU/hr

 Arthur P. Valla
 Senior Air Quality Engineer

 Date
 February 1, 2010

**EVALUATION REPORT
TESORO REFINING AND MARKETING COMPANY
REVISED NO_x BOX FOR S-920, F-20
No. 2 HDS CHARGE HEATER
APPLICATION 20359, PLANT 14628**

BACKGROUND

The Tesoro Golden Eagle Refinery (Tesoro) operates several furnaces and boilers that are subject to Regulation 9, Rule 10, Nitrogen Oxides And Carbon Monoxide From Boilers, Steam Generators And Process Heaters In Petroleum Refineries. Regulation 9-10-301 limits the refinery wide NO_x emissions to 0.033 lb/MMBtu of fired duty. Regulation 9-10-502 requires the installation of a NO_x, CO and O₂ CEM to demonstrate compliance with Regulation 9-10-301. Regulation 9-10-502 also allows a CEM equivalent verification system to determine compliance with Regulation 9-10-301. The District and Tesoro have worked hard to produce the CEM equivalent verification system. This system is called the “NO_x Box”. The NO_x Box is an operating window for the unit, expressed in terms of fired duty and oxygen content in the flue gas. The operating window is established by source tests for various operating conditions. The source tests demonstrate the NO_x emissions are equal to or less than a specified emission factor. As long as the fired unit duty and oxygen content are in this NO_x Box operating window, the specified emission factor is used to determine compliance with the 0.033 lb/MMBtu limit of Regulation 9-10-301. The Permit Condition that contains the details of the NO_x Box is #18372.

Condition 18372, Part 30 required Tesoro to submit the initial NO_x Box for the affected sources by January 1, 2005. Tesoro met this requirement via Application 15682. The NO_x Box’s in the application were supported by properly conducted source tests and the NO_x Box operating windows for all the affected sources have been included in Revision 4 of the Title V permit (reference: Section VI, Condition 18372, Part 31A, NO_x Box Ranges).

This application requests a change in the NO_x Box operating window for:

S-920 F-20 No. 2 HDS Charge Heater, 63 MMBTU/hr

The change is as follows:

Source No.	Emission Factor (lb/MMBtu)	Min O ₂ at Low Firing (O ₂ % , MMBtu/hr)	Max O ₂ at Low Firing (O ₂ % , MMBtu/hr)	Min O ₂ at High Firing (O ₂ % , MMBtu/hr)	Mid O ₂ at Mid/High Firing (polygon) (O ₂ % , MMBtu/hr)	Max O ₂ at High Firing (O ₂ % , MMBtu/hr)
920	0.046	5.0, 24.84	7.7, 17.86	5.8, 40.77	7.1, 15.34	7.3, 42.64
	0.055	7.7, 17.86	10.8, 27.53	7.3, 42.64	N/A	10.0, 45.15

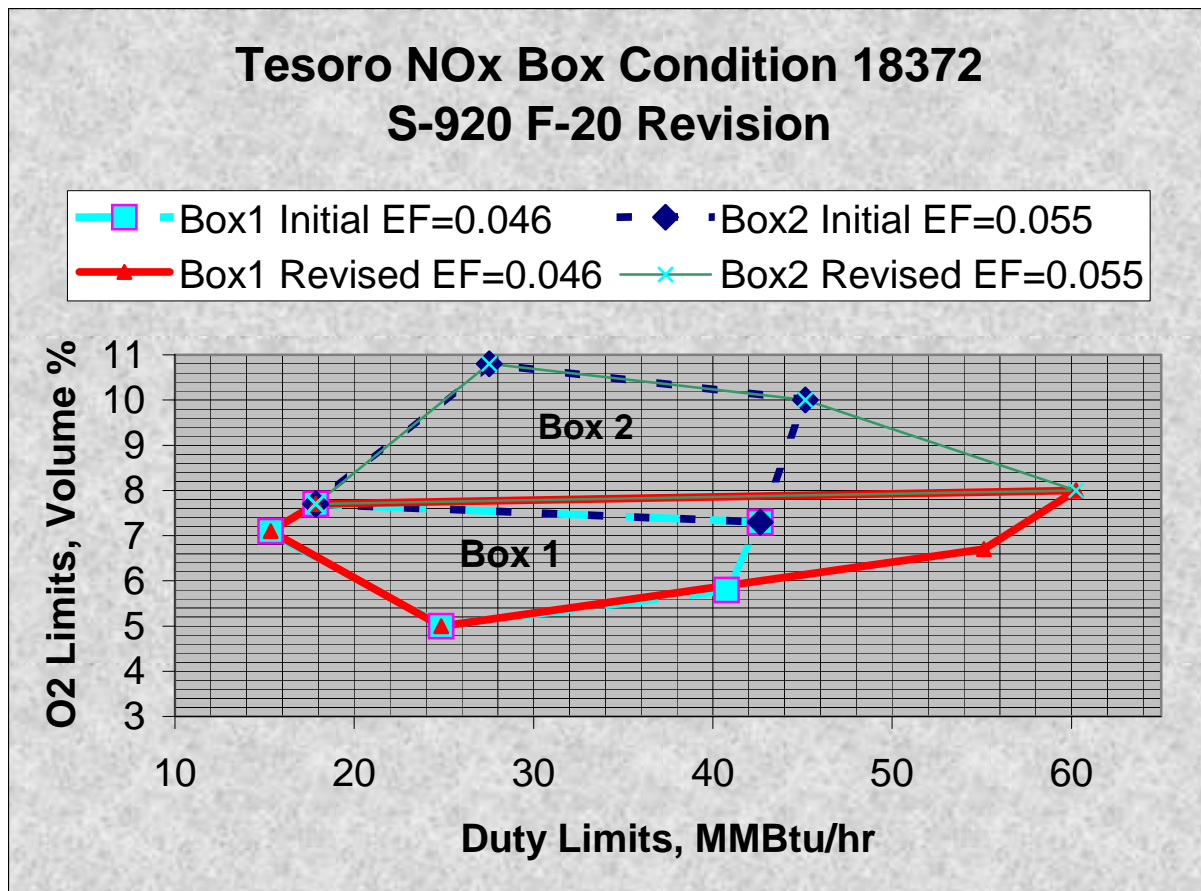
920 new	0.046	5.0, 24.84	7.7, 17.86	5.8, 40.776.7, 55.12	7.1, 15.34	8.0, 60.267.3, 42.64
	0.055	7.7, 17.86	10.8, 27.53	8.0, 60.267.3, 42.64	N/A	10.0, 45.15

Tesoro is using two operating ranges as allowed by Condition 18372, Part 30.

The changes are supported by source tests reviewed by the Source Test Section.

This application is being processed as an administrative change in conditions since there is no change to the specified NOx emission factor for this unit.

The following diagram summarizes the changes to the S-920 NOx Box:



EMISSIONS SUMMARY

There are no changes in emissions due to this application. The emission factors are unchanged by this application and there will be no impact on the overall facility limit of 0.033 lb/MMBtu required by Regulation 9-10-301.

PLANT CUMULATIVE INCREASE

There are no net changes to the plant cumulative emissions.

TOXIC RISK SCREEN

This proposed NOx Box change would not emit toxic compounds in amounts different than previously emitted. Therefore, a toxic risk screen is not required.

BEST AVAILABLE CONTROL TECHNOLOGY

BACT is triggered for new or modified sources that emit criteria pollutants in excess of 10 lbs/day. However, Regulation 2-1-234 defines a modified source as one that results in an increase in daily or annual emissions of a regulated air pollutant. For this application, there is no change in emissions. Therefore, BACT does not apply.

PLANT LOCATION

According to the SCHOOL program, the closest school is Las Juntas Elementary, which is almost two miles from the facility.

COMPLIANCE

The change to the NOx Box will not change the compliance for Furnace S-920. Emissions from S-920 will continue to comply with all applicable regulations, including Regulation 6, Rule 1 and Regulation 9, Rule 10.

The closest school is over a mile from the facility, so the Public Notice requirements of Regulation 2-1-214 do not apply.

Toxics, CEQA, NESHAPS, BACT, Offsets and NSPS do not apply.

CONDITIONS

The NOx Box Condition 18372, will be modified as shown below. Only the substantive changes for the S-920 NOx Box points detailed in Part 31A are shown. For clarity, the change is tracked from the version in Revision 4 of the Title V permit. All of the other parts of Condition 18372 remain unchanged by this application.

Condition 18372

31. Except as provided in part 31B & C, the owner/operator shall operate each source within the NOx Box ranges listed below at all times of operation. This part shall not apply to any source that has a properly operated and properly installed NOx CEM. (Regulation 9-10-502)

A. NOx Box ranges

Source No.	Emission Factor (lb/MMBtu)	Min O2 at Low Firing (O2% , MMBtu/hr)	Max O2 at Low Firing (O2% , MMBtu/hr)	Min O2 at High Firing (O2% , MMBtu/hr)	Mid O2 at Mid/High Firing (polygon) (O2% , MMBtu/hr)	Max O2 at High Firing (O2% , MMBtu/hr)
909	0.146	5.6, 53.71	9.6, 41.41	2.1, 83.60	3.1, 67.35	5.7, 76.49
	0.148	9.6, 41.41	11.2, 61.81	2.1, 83.60	5.7, 76.49	7.3, 79.58
912	0.027	2.1, 60.50	3.4, 70.10	1.9, 101.51	4.0, 104.13	5.4, 100.24
	0.034	2.1, 60.50	7.0, 57.57	5.4, 100.24	3.4, 70.10	6.5, 99.68
913	0.027	1.2, 19.89	3.0, 14.80	1.3, 30.33	2.1, 15.53	4.1, 25.71
915	0.143	0, 3.85	8.0, 3.85	0, 20.00	N/A	8.0, 20.00
	0.098	8.0, 3.85	>8.0, 3.85	8.0, 20.00	N/A	>8.0, 20.00
916	0.088	5.7, 9.53	9.3, 9.17	5.4, 30.00	N/A	9.1, 34.05
	0.099	9.3, 9.17	10.6, 24.64	9.1, 34.05	N/A	10.4, 33.11
917	0.061	0, 3.60	-, 3.6	0, 18.00	N/A	-, 18.00
919	0.047	3.9, 23.30	8.3, 22.06	5.8, 48.20	9.2, 39.12	10.1, 47.20
	0.056	8.3, 22.06	9.5, 21.10	9.2, 39.12	N/A	10.1, 47.20
920	0.046	5.0, 24.84	7.7, 17.86	6.7, 55.125-8, 40.77	7.1, 15.34	8.0, 60.267-3, 42.64
	0.055	7.7, 17.86	10.8, 27.53	8.0, 60.267-3, 42.64	N/A	10.0, 45.15
924	0.106	0.0, 3.20	-, 3.20	0.0, 16.00	N/A	-, 16.00
926	0.032	1.8, 32.81	6.0, 40.89	2.9, 126.72	4.4, 32.81	3.9, 131.59
	0.037	6.0, 40.89	7.0, 77.89	3.9, 131.59	N/A	4.2, 122.33
928	0.044	0.0, 4.00	< 6.0, 4.00	0.0, 20.00	N/A	< 6.0, 20.00
	0.073	6.0, 4.00	> 6.0, 4.00	6.0, 20.00	N/A	> 6.0, 20.00
929	0.024	0.0, 4.00	< 6.0, 4.00	0.0, 20.00	N/A	< 6.0, 20.00
	0.087	6.0, 4.00	> 6.0, 4.00	6.0, 20.00	N/A	> 6.0, 20.00
930	0.033	0.0, 4.00	< 6.0, 4.00	0.0, 20.00	N/A	< 6.0, 20.00

Source No.	Emission Factor (lb/MMBtu)	Min O2 at Low Firing (O2% , MMBtu/hr)	Max O2 at Low Firing (O2% , MMBtu/hr)	Min O2 at High Firing (O2% , MMBtu/hr)	Mid O2 at Mid/High Firing (polygon) (O2% , MMBtu/hr)	Max O2 at High Firing (O2% , MMBtu/hr)
	0.077	6.0, 4.00	> 6.0, 4.00	6.0, 20.00	N/A	> 6.0, 20.00
931	0.034	0.0, 4.00	< 9.0, 4.00	0.0, 20.00	N/A	< 9.0, 20.00
	0.073	9.0, 4.00	> 9.0, 4.00	9.0, 20.00	N/A	> 9.0, 20.00
932	0.037	0.0, 4.00	< 4.0, 4.00	0.0, 20.00	N/A	< 4.0, 20.00
	0.053	4.0, 4.00	> 4.0, 4.00	4.0, 20.00	N/A	> 4.0, 20.00
933	0.035	0.0, 4.00	< 5.0, 4.00	0.0, 20.00	N/A	< 5.0, 20.00
	0.050	5.0, 4.00	>5.0, 4.00	5.0, 20.00	N/A	> 5.0, 20.00
951	0.111	5.2, 2.68	12.1, 0.78	5.0, 10.42	4.2, 7.78	10.4, 10.19
	0.175	12.1, 0.78	13.6, 1.73	10.4, 10.19	N/A	13.5, 2.61

The limits listed above are based on a calendar day averaging period for both firing rate and O2%.

RECOMMENDATION

It is recommended that a Change of Conditions to the Permit to Operate be granted to Tesoro for:

S-920 F-20 No. 2 HDS Charge Heater, 63 MMBTU/hr

Arthur P. Valla
Senior Air Quality Engineer

Date
May 29, 2009

Application 20679, Delayed Coker Throughput Change

**EVALUATION REPORT
TESORO - GOLDEN EAGLE REFINRY
Application #20679 - Plant #14628**

**150 Solano Way
Martinez, CA 94553**

I. BACKGROUND

In 2006, via Application 14141, Tesoro applied for and was granted a conditional Authority to Construct for the following equipment:

S-1510 Delayed Coker

The unit was built and started up in 2008. A Permit to Operate was granted 6/2/2009. The unit is subject to a throughput limit in Condition 23129, Part 3:

3. The owner/operator of S-1510 delayed coker shall not process more than 53,200 barrels per day (12 midnight to 12 midnight), and 17,447,000 barrels in any consecutive 12-month period. (basis: Cumulative increase)

This application is for a change in conditions to increase the throughput limits for S-1510:

Current Limit	Proposed Limit
53,200 barrels per day	55,000 barrels per day
17,447,000 barrels per consecutive 12-months	20,075,000 barrels per consecutive 12-months

This throughput increase will be accomplished with the current process unit. There will be no changes or modifications performed on the delayed coker unit. The Coker Heaters S-1511 and S-1512 would require more throughputs, but will not exceed their NSR throughput limits specified in Condition 23129. There could be impacts on upstream or downstream units, but all would be within current permitted limits.

II. EMISSION CALCULATIONS

There are no emission changes associated with this application.

III. PLANT CUMULATIVE INCREASE SINCE 4/5/1991

There is no Cumulative Increase associated with this application.

IV. STATEMENT OF COMPLIANCE

There are no changes in compliance for S-1510 Delayed Coker. S-1510 is subject to and expected to be in compliance with Regulation 6, Rule 1, and all of the requirements in Permit Condition 23129.

This application for a change in conditions, is exempt CEQA per Regulation 2-1-312.1, and therefore is not subject to CEQA review.

2-1-312.1 Applications to modify permit conditions for existing or permitted sources or facilities that do not involve any increases in emissions or physical modifications.

This project is over 1,000 ft from the nearest public school and is therefore not subject to the public notification requirements of Regulation 2-1-412.

PSD, NSPS, NESHAPS, BACT, Toxics and Offsets are not applicable.

V. CONDITIONS

Condition # 23129 will be revised as indicated below (only part 3 is shown).

3. The owner/operator of S-1510 delayed coker shall not process more than ~~53,200~~55,000 barrels per day (12 midnight to 12 midnight), and ~~17,447,000~~20,075,000 barrels in any consecutive 12-month period. (basis: Cumulative increase)

VI. RECOMMENDATION

It is recommended that a change in conditions be granted to Tesoro Refining & Marketing Company for the following equipment:

S-1510 Delayed Coker

Arthur Valla
Senior Air Quality Engineer

2Jul09

**Application 20929, Exemption for Cold Cleaners
EVALUATION REPORT for Exempt Source(s)**

Applicant Tesoro Refining and Marketing Co.

Plant Number 14628

Application Number 20929

1. Background:

The Applicant has applied for a permit for exempt equipment as follows:

S-1543 SmartWasher SW23, TBD Shop, 15 gallons
S-1544 SmartWasher SW23, TBD Shop, 15 gallons
S-1545 SmartWasher SW23, TBD Shop, 15 gallons
S-1546 SmartWasher SW23, TBD Shop, 15 gallons
S-1547 SmartWasher SW23, TBD Shop, 15 gallons
S-1548 SmartWasher SW23, TBD Shop, 15 gallons

All cold cleaners use low- or no-VOC materials that meet the requirements of Regulation 2-1-118.4.

In addition, in 2005, Tesoro removed the following sources from service:

S-861 Cold Cleaner, Auto Shop, Safety Kleen Model 30.3R, 30 Gallons
S-1455 Cold Cleaner, Auto Shop, Safety Kleen Portable Model 60, 6 Gallons
S-1457 Cold Cleaner, Compressor Shop, Safety Kleen Model SK-34, 34 Gallons

2. Emission Calculations:

There is no chargeable cumulative increase for the exempt equipment described in Section 1. This exempt equipment does not emit one or more toxic air contaminants in quantities that exceed the limits listed in Regulation 2, Rule 5.

3. Statement of Compliance:

The exempt equipment described in Section 1 is exempt from Sections 2-1-301 and 302, in accordance with the specific section of Regulation 2-1 cited in Section 1.

I certify:

- This exempt equipment does not emit one or more toxic air contaminants in quantities that exceed the limits listed in Regulation 2 Rule 5. Hence, an Air Toxics Risk Screening is not required.

- This exempt equipment has not received two or more public nuisance violations, under Regulation 1-301 or Section 41700 of the California Health and Safety Code, within any consecutive 180-day period.
- This exempt equipment does not emit pollutant in excess of 10 lb/day.

Regulation 10 - New Source Performance Standard and Regulation 11 - Hazardous Pollutants requirements are not triggered.

Because this application is ministerial (exempt source), the requirements of the California Environmental Quality Act (CEQA) are not triggered.

4. Exemptions:

I recommend that the letter of exemption be granted to Tesoro for the exempt equipment described and listed in Section 1.

Application Reviewed By: Arthur P. Valla, P.E.
Position: Senior Air Quality Engineer

Signature of Reviewer

October 2, 2009

Application 20977, Backup Steam Boilers S-1550 and S-1551
ENGINEERING EVALUATION
Tesoro Refining and Marketing Company
PLANT NO. 14628
APPLICATION NO. 20977

BACKGROUND

The Tesoro Refining and Marketing Company (Tesoro) is applying for an Authority to Construct and/or Permit to Operate the following equipment:

S-1550 Backup Steam Boiler #1, 99 MM Btu/hr, Natural Gas Fired, Abated by A-1550 SCR

S-1551 Backup Steam Boiler #2, 99 MM Btu/hr, Natural Gas Fired, Abated by A-1551 SCR

These Backup Boilers are needed to ensure adequate steam supply for the refinery when existing boilers S-901 and S-904 are removed from service for turnaround/maintenance. A boiler maintenance program is required at Tesoro and previous applications (#7642 in 2003 and #15773 in 2007) have permitted similar backup boilers. These previous applications have permitted the boilers, and then when the need was completed, the permits were surrendered. These previous applications were for Temporary Operations under Regulation 2-1-302.3.

This application is for a permanent permit to operate. The permit will be structured to allow up to three months (90 days = 2160 hours) of operation over a 6-month period each year. The permit will also allow for up to 384 hours (192 hrs/boiler) of operation without SCR abatement to allow for startup and shutdown (48 hours per SU/SD event, 4 events per boiler, 2 boilers).

BACT and Offsets will apply to this application. In the previous applications for Temporary Operations BACT and Offsets were addressed differently. 2007 Application 15773 for S-1530 and S-1531 BACT did not apply and contemporary emissions reductions were allowed from the boilers being maintained, resulting in no offsets required. For 2003 Application 7642, BACT applied and Application 14405 was an emission credit banking application for back-up boilers S1494 and S-1495 when they were removed from service. This application was never completed. Tesoro requested that Application 14405 be cancelled and that the emission credits be applied to this application. To avoid the Regulation 2-2-605 calculation and verification requirement for Contemporary Emissions Reductions, offsets will apply to the total S-1550 and S-1551 backup boiler emissions.

EMISSION CALCULATIONS

Emission Factors

The following emissions factors are used to calculate emissions from Backup Boilers S-1550 and S-1551.

NOx: 7 ppm @ 3% O₂ when abated by SCR (BACT)

30 ppm @ 3% O2 without SCR operation (192 hrs/yr per boiler)
 CO: 50 ppm @ 3% O2 (BACT)
 PM10 7.45E-3 lb/MMBtu
 VOC 5.39E-3 lb/MMBtu (assume to be all POC)
 SO2 5.88E-4 lb/MMBtu

Emission factors for PM10, POC, and SO2 are from Chapter 1, Table 1.4-2 of the EPA Document AP-42, Compilation of Air Pollutant Emission Factors (lb/10⁶scf / 1020).

Exhaust flow: (8710 dscf/MMBtu)*(20.95/(20.95-3))=10165.7 dscf/MMBtu at 3% O2

At atmospheric pressure and low temperatures, the ideal gas law will provide the necessary calculation accuracy:
 $n = PV/RT = (1\text{atm} * 10165.7 \text{ dscf/MMBtu}) / ((0.7302 \text{ atm-cf/lb-mol R}) * (68 + 460 \text{ R}))$
 = 26.367 lb-mol/MMBtu

NOx w/ SCR: 26.367 lb-mol/MMBtu(7 lb-mol NOx/1E6 lb-mol)(46 lb NOx/lb-mol NOx)
 = 0.00849 lb/MMBtu

NOx w/o SCR: 26.367 lb-mol/MMBtu(30 lb-mol NOx/1E6 lb-mol)(46 lb NOx/lb-mol NOx)
 = 0.0364 lb/MMBtu

CO: 26.367 lb-mol/MMBtu(50 lb-mol NOx/1E6 lb-mol)(28 lb CO/lb-mol CO)
 = 0.0369 lb/MMBtu

Annual Emissions:

Emissions from S-1550 Backup Boiler:

NOx (SCR) = (99 MMBtu/hr)(0.00849 lb NOx/MMBtu)(2160-192 hrs) = 1654 lb = 0.827 tons

NOx (w/o SCR) = (99 MMBtu/hr)(0.0364 lb NOx/MMBtu)(192 hrs) = 692 lb = 0.346 tons

NOx (total) = 1654 + 692 = 2346 lbs = 1.173 tons

CO = (99 MMBtu/hr)(0.0369 lb CO/MMBtu)(2160 hrs) = 7891 lb = 3.945 tons

PM10 = (99 MMBtu/hr)(7.45E-3 lb PM10/MMBtu)(2160 hrs) = 1593 lb = 0.797 tons

POC = (99 MMBtu/hr)(5.39E-3 lb POC/MMBtu)(2160 hrs) = 1153 lb = 0.576 tons

SO2 = (99 MMBtu/hr)(5.88E-4 lb SO2/MMBtu)(2160 hrs) = 126 lb = 0.063 tons

Emissions from S-1551 Backup Boiler:

NOx (SCR) = (99 MMBtu/hr)(0.00849 lb NOx/MMBtu)(2160-192 hrs) = 1654 lb = 0.827 tons

NOx (w/o SCR) = (99 MMBtu/hr)(0.0364 lb NOx/MMBtu)(192 hrs) = 692 lb = 0.346 tons

NOx (total) = 1654 + 692 = 2346 lbs = 1.173 tons

CO = (99 MMBtu/hr)(0.0369 lb CO/MMBtu)(2160 hrs) = 7891 lb = 3.945 tons

PM10 = (99 MMBtu/hr)(7.45E-3 lb PM10/MMBtu)(2160 hrs) = 1593 lb = 0.797 tons

POC = (99 MMBtu/hr)(5.39E-3 lb POC/MMBtu)(2160 hrs) = 1153 lb = 0.576 tons

SO2 = (99 MMBtu/hr)(5.88E-4 lb SO2/MMBtu)(2160 hrs) = 126 lb = 0.063 tons

Cumulative Increase:

NOx = 1564 lb + 1564 lb + 692 lb + 692 lb = 4512 lb = 2.256 tons
 CO = 7891 lb + 7891 lb = 15782 lb = 7.891 tons
 PM10 = 1593 lb + 1593 lb = 3186 lb = 1.593 tons
 POC = 1153 lb + 1153 lb = 2306 lb = 1.153 tons
 SO2 = 126 lb + 126 lb = 252 lb = 0.126 tons

Maximum Daily Emissions:

NOx (SCR) = (99 MMBtu/hr)(0.00849 lb NOx/MMBtu)(24 hrs) = 20.1 lb
 NOx (w/o SCR) = (99 MMBtu/hr)(0.0364 lb NOx/MMBtu)(24 hrs) = 86 lb
 CO = (99 MMBtu/hr)(0.0369 lb CO/MMBtu)(24 hrs) = 88 lb
 PM10 = (99 MMBtu/hr)(7.45E-3 lb PM10/MMBtu)(24 hrs) = 17.7 lb
 POC = (99 MMBtu/hr)(5.39E-3 lb POC/MMBtu)(24 hrs) = 12.8 lb
 SO2 = (99 MMBtu/hr)(5.88E-4 lb SO2/MMBtu)(24 hrs) = 1.4 lb

Toxic Risk Screening

The following toxic emissions were calculated for each boiler.

TAC	Emission Factor (lb/mmscf)	Emission Factor (lb/MMBtu)	Emissions (lb/hr)	Emissions (lb/yr)
Benzene	2.10E-03	2.1E-06	2.1E-04	4.5E-01
Dichlorobenzene	6.00E-07	6.0E-10	5.9E-08	1.3E-04
Formaldehyde	7.50E-02	7.5E-05	7.4E-03	1.6E+01
Hexane	1.80E00	1.8E-03	1.8E-01	3.8E+02
Naphthalene	6.10E-04	6.10E-07	6.0E-05	1.3E-01
Toluene	3.40E-03	3.4E-06	3.4E-04	7.3E-01
PAH	2.45E-05	2.45E-08	7.0E-06	1.5E-02

A risk screen is required for this application due to PAH emissions. The risk screen was conducted and the results transmitted October 26, 2009. The project risk is considered acceptable with a Maximum Cancer Risk of 0.004 in a million, the chronic hazard index of 0.00008 and the acute hazard index of 0.003.

BEST AVAILABLE CONTROL TECHNOLOGY

In accordance with Regulation 2, Rule 2, Section 301, BACT is triggered for any new or modified source with the potential to emit 10 pounds or more per highest day of POC, NPOC, NO_x, CO, SO₂ or PM₁₀. Emissions from both S-1550 and S-1551 trigger BACT for the following pollutants: NO_x, CO, PM₁₀, and POC. There are two pages in the BACT Guideline that are pertinent to this application. Documents 16.1 and 17.3.1 are shown below. The 1994 version of Document 17.1.3 was applied to the 2003 permits for S-1494 and S-1495. Document 16.1 was applied to the 2007 permits for S-1530 and S-1531.

BAY AREA AIR QUALITY MANAGEMENT DISTRICT
Best Available Control Technology (BACT) Guideline

Source Category

Source :	<i>Boiler, Rental</i>	Revision:	<i>1</i>
		Document #:	<i>16.1</i>
Class:	<i>On-site < 6 consecutive months from the date of initial operation</i>	Date:	<i>1/26/99</i>

Determination

POLLUTANT	BACT	TYPICAL TECHNOLOGY
	1. Technologically Feasible/ Cost Effective 2. Achieved in Practice	
POC	1. n/d 2. n/s	1. n/d 2. Good Combustion Practice ^a
NO_x	1. n/d 2. 25 ppmv @ 3% O ₂ Dry, ^{a,b,c}	1. n/d 2. Low NO _x Burners + Flue Gas Recirculation ^a
SO₂	1. Natural Gas, or Treated Refinery Gas Fuel w/ ≤ 50 ppmv Hydrogen Sulfide and ≤ 100 ppmv Total Reduced Sulfur ^{a,b} 2. Natural Gas, or Treated Refinery Gas Fuel w/ ≤ 100 ppmv Total Reduced Sulfur ^{a,b}	1. Fuel Selection ^{a,b} 2. Fuel Selection ^{a,b}
CO	1. n/d 2. 100 ppmv @ 3% O ₂ Dry ^{a,b,d}	1. n/d 2. Good Combustion Practice ^{a,b,d}
PM₁₀	1. n/d 2. Natural Gas or Treated Refinery Gas Fuel ^{a,b}	1. n/d 2. Fuel Selection ^{a,b}
NPOC	1. n/a 2. n/a	1. n/a 2. n/a

References

- a. BAAQMD staff report
- b. BACT is 25 ppmvd NO_x @ 3% O₂ and 100 ppmvd CO @ 3 % O₂ regardless of fuel. However, emergency backup fuel oil w/ ≤ 0.05 wt. % sulfur may be permitted to emit up to 60 NO_x ppmvd @ 3% O₂ and 100 ppmvd CO @ 3 % O₂ during natural gas curtailment.
- c. NO_x determination by BAAQMD Source Test method ST-13A (average of three 30-minute sampling runs), or BAAQMD approved equivalent.
- d. CO determination by BAAQMD Source Test Method ST-6 (average of three 30 minute sampling runs), or BAAQMD approved equivalent.

BAY AREA AIR QUALITY MANAGEMENT DISTRICT
Best Available Control Technology (BACT) Guideline

Source Category

Source:	Boiler	Revision:	4
		Document #:	17.3.1
Class:	≥ 50 MM BTU/hour Heat Input	Date:	9/22/05

Determination

POLLUTANT	BACT 1. Technologically Feasible/ Cost Effective 2. Achieved in Practice	TYPICAL TECHNOLOGY
POC	1. n/d 2. n/s	1. n/d ^f 2. Good Combustion Practice (GCP) ^a
NO _x	1. 7 ppmv @ 3% O ₂ , Dry ^{b, c, d} 2. 9 ppmv @ 3% O ₂ , Dry ^{a, c, d}	1. Selective Catalytic Reduction (SCR) + Low NO _x Burners (LNB) + Flue Gas Recirculation (FGR) ^{b, c, d} 2. Ultra Low NO _x Burners (ULNB) + FGR ^{a, c, d}
SO ₂	1. Natural Gas or Treated Refinery Gas Fuel w/ <50 ppmv Hydrogen Sulfide and <100 ppmv Total Reduced Sulfur ^{a, c} 2. Natural Gas or Treated Refinery Gas Fuel w/ <100 ppmv Total Reduced Sulfur ^{a, c}	1. Fuel Selection ^{a, c} 2. Fuel Selection ^{a, c}
CO	1. 10 ppmv @ 3% O ₂ Dry ^f 2. 50 ppmv @ 3% O ₂ Dry ^{a, c, e}	1. Oxidation Catalyst ^f 2. Good Combustion Practice in Conjunction with SCR System or Ultra Low NO _x Burners and FGR ^{a, c, e}
PM ₁₀	1. n/d 2. Natural Gas or Treated Refinery Gas Fuel ^{a, c}	1. n/d 2. Fuel Selection ^{a, c}
NPOC	1. n/a 2. n/a	1. n/a 2. n/a

References

- a. BAAQMD
- b. SCAQMD. Cost effectiveness evaluations shall be based on emissions from firing primary fuels but not emergency backup fuels.
- c. BACT limits above apply to all fuels except for emergency backup fuel oil used during natural gas curtailment. For emergency backup fuel oil, BACT(1) for NO_x and CO (achieved using LNB+ FGR+ SCR and GCP) is 25 ppmvd NO_x @ 3% O₂; 100 ppmvd CO @ 3% O₂, and 5 ppmvd NH₃ @ 3% O₂; BACT(2) for NO_x and CO (achieved using ULNB+ FGR and GCP) is 40 ppmvd NO_x @ 3% O₂ and 100 ppmvd CO @ 3% O₂; BACT(2) for SO₂ and PM₁₀ is the use of low sulfur fuel with < 0.05 wt. % S; and BACT(2) for POC is GCP.
- d. NO_x determination by Continuous Emission Monitor (3-hour average), or BAAQMD approved equivalent.
- e. CO determination by Continuous Emission Monitor (3-hour average), or BAAQMD approved equivalent.
- f. The BACT(1) CO limit does not apply to boilers smaller than 250 MM BTU/hour unless an oxidation catalyst is found to be cost effective or is necessary for TBACT or POC Control.

The ‘Rental Boiler’ guideline does not apply because this application is for a permanent permit, not one for a boiler that will be out of service within 6 months. Each turnaround/maintenance events would be less that 6 months, so if one were to argue that for each maintenance event that requires these backup boilers, the boilers would be on site less than 6 months after the initial operation, it should be noted that this document 16.1 guideline is over 10 years old and a current BACT determination is necessary.

For both documents, POC emissions comply with BACT when Good Combustion Practices are followed, and PM10 emissions comply with BACT by the use of Natural Gas Fuel.

For NO_x and CO, a current BACT determination is required. The following information is compiled for the previous Tesoro applications for backup boilers:

Backup Boiler		Application 7642 (2003)		Application 15773 (2007)	
Source	Pollutant	Emission Limit (Condition 20683)	June 2003 Source Test	Emission Limit (Condition 24340)	Feb/Mar 2007 Source Test
S-14	NO _x	7 ppm @ 3% O ₂	2.4 ppm @ 3% O ₂		
	CO	50 ppm @ 3% O ₂	32 ppm @ 3% O ₂		
S-1495	NO _x	7 ppm @ 3% O ₂	3.0 ppm @ 3% O ₂		
	CO	50 ppm @ 3% O ₂	8.6 ppm @ 3% O ₂		

S-1530	NOx		7 ppm @ 3% O2	4.5 ppm @ 3% O2
	CO		100 ppm @ 3% O2	1.0 ppm @ 3% O2
S-1531	NOx		7 ppm @ 3% O2	4.4 ppm @ 3% O2
	CO		100 ppm @ 3% O2	21 ppm @ 3% O2

Based on these data, Achieved in Practice BACT for these Backup Boilers is as follows:

NOx: 7 ppm @ 3% O2
CO: 50 ppm @ 3% O2

The source tests show that the limits could be lower, but the limits above allow the necessary operating flexibility. S-1550 and S-1551 are expected to comply with these BACT 2 limits.

OFFSETS

Offsets are required as per Regulation 2-2-302 because Tesoro emits more than 35 tpy of POC and 35 tpy of NOx emissions. Regulation 2-2-302 requires that offsets for POC and NOx be provided at a ratio of 1.15 to 1.0. Regulation 2-2-303 requires that a Major Facility must pay offsets for PM10 and SO2 in excess of 1.0 ton per new or modified source. PM10 and SO2 emissions for S-1550 and S-1551 do not exceed 1.0 ton, so offsets are only required for NOx and POC. POC emission credits will be used to offset both POC and NOx emissions, as allowed by Regulation 2-2-302.2. In addition, Since S-1494 and S-1495 are no longer in service, emission offsets provided for Application 7642 will be credited for this application (not including the 15% ratio). A summary of the offsets for this application follows:

Description	NOx (tons)	POC (tons)
S-1550 Emissions	1.173	0.576
S-1551 Emissions	1.173	0.576
Total Emissions	2.346	1.152
Adjusted for Offset Ratio of 1.15	2.698	1.325
Return of S-1494 & S-1495 credits when taken out of service via Application 7642	-1.208	-0.101
Offset Requirements	1.490	1.224
Offset via Bank 968	-1.490	-1.224

The total POC offsets from Bank 968 are 2.714 tons.

NSPS

S-1550 and S-1551 are not Subject to NSPS Subpart Ja because they are not Fuel Gas Combustion Devices (natural gas is excluded from the definition of Fuel Gas in 40 CFR 60.101a unless it is commingled with refinery fuel gas).

S-1550 and S-1551 are not subject to NSPS Subpart Db (Standards of Performance for Industrial-Commercial-Institutional Steam Generating Units) because the firing rate is less

than 100 MMBtu/hr. The Backup Boilers are subject to NSPS Subpart Dc because the boiler firing rate is greater than 10 MMBtu/hr and less than 100 MMBtu/hr. Emission Standards in Subpart Dc do not apply to S-1550 and S-1551 because the boilers are only fired on Natural Gas. S-1550 and S-151 are only subject to the notification and recordkeeping requirements of 40 CFR 60.48c.

NESHAPs and MACT

S-1550 and S-1551 are not subject to NESHAPs and MACT because they are fired exclusively on Natural Gas and are not used as a control device of any HAPs emissions.

STATEMENT OF COMPLIANCE

The owner/operator of S-1550 and S-1551 Backup Boilers shall comply with Regulation 6, Rule 1 (Particulate Matter General Requirements). The owner/operator is expected to comply with Regulation 6 since the unit is only fueled with natural gas. Thus for any period aggregating more than three minutes in any hour, there should be no visible emission as dark or darker than No. 1 on the Ringlemann Chart (Regulation 6-1-301) and no visible emission to exceed 20% opacity (Regulation 6-1-302).

The owner/operator of S-1550 and S-1551 Backup Boilers shall comply with Reg. 9-1-301 (Inorganic Gaseous Pollutants: Sulfur Dioxide for Limitations on Ground Level Concentrations).

The owner/operator is not subject to Regulation 9 Rule 7: Nitrogen Oxides and Carbon Monoxide from Industrial, Institutional, and Commercial Boilers, Steam Generators, and Process Heaters as per Regulation 9-7-110.3 since S-1550 and S-1551 will be operated at the Tesoro Refinery.

The owner/operator is not subject to Regulation 9 Rule 10: Nitrogen Oxides and Carbon Monoxide from Boilers, Steam Generators, and Process Heaters in Petroleum Refineries because neither S-1530 or S-1531 are a "Unit" as defined by Regulation 9-10-220. Neither S-1530 nor S-1531 had an Authority to Construct or Permit to Operate prior to January 5, 2004.

The owner/operator is subject to Regulation 8, Rule 18. The natural gas fuel lines and components will be constructed in accordance with the requirements of the 8-18 standards and added to the facility fugitive emissions monitoring program.

The project is considered to be ministerial under the District's CEQA regulation 2-1-311 and therefore is not subject to CEQA review.

The project is over 1000 feet from the nearest school and therefore not subject to the public notification requirements of Reg. 2-1-412.

The owner/operator of S-1550 and S-1551 Backup Boilers shall comply with BACT, Offsets NSPS and the Toxic Risk Management Policy.

PSD and NESHAPS do not apply.

PERMIT CONDITIONS

Application 20977 (November 2009)

S-1550 Backup Steam Boiler #1, 99 MM Btu/hr, Natural Gas Fired, Abated by A-1550 SCR
S-1551 Backup Steam Boiler #2, 99 MM Btu/hr, Natural Gas Fired, Abated by A-1551 SCR

1. The owner/operator shall ensure that S-1550 and S-1551 are fired exclusively on natural gas at a rate not to exceed 99 MMBtu/hr each. (Basis: Cumulative Increase, Offsets, Toxics, NSPS, BACT)
2. The owner/operator shall ensure that S-1550 and S-1551 are on site at the refinery for no more than 6 consecutive months per 12 consecutive month period. The 6-month period for each boiler begins upon the initial firing of the boiler. (Basis: BACT)
3. The owner/operator shall ensure each boiler S-1550 and S-1551 is not operated for more than 2160 hours in any consecutive 12-month period. (Basis: Cumulative Increase, Offsets, Toxics)
4. Except for a time period not to exceed 24 hours per boiler startup or shutdown, the owner/operator shall ensure that S-1550 and S-1551 are only operated when abated by SCRs A-1550 and A-1551, respectively. The total hours that S-1550 or S-1551 is operated without SCR abatement shall not exceed 192 hours per consecutive 12-month period. (Basis: Cumulative Increase, Offsets, Toxics)
5. The owner/operator shall ensure that S-1530 and S-1531 are not operated unless they are each equipped with a District approved, fuel flow meter that measures the total volume of fuel throughput to S-1530 and S-1531 in units of standard cubic feet. (Basis: Cumulative Increase, Offsets, Toxics)
6. The owner/operator shall ensure that the total fuel fired in S-1530 and S-1531 shall not exceed 4,277,000 therms in any 12 consecutive month period. (Basis: Cumulative Increase, Offsets, Toxics)
7. Except for periods of startup and shutdown as allowed in Part 4, the owner operator shall not operate S-1550 or S-1551 unless NOx emissions are less than 7 ppmv, dry, @ 3% O₂. (Basis: Cumulative Increase, Offsets, BACT)
8. During for periods of startup and shutdown as allowed in Part 4, the owner operator shall not operate S-1550 or S-1551 unless NOx emissions are less than 30 ppmv, dry, @ 3% O₂. (Basis: Cumulative Increase, Offsets)
9. The owner operator shall not operate S-1550 or S-1551 unless CO emissions are less than 50 ppmv, dry, @ 3% O₂. (Basis: Cumulative Increase, Offsets, BACT)
10. Within 10 days of the first fire date, the owner/operator shall conduct a District approved source test of each S-1550 and S-1551. The District approved source test shall measure the emission rates of NO_x, POC, SO₂, and PM₁₀, from S-1550 and S-1551 while it is operated at not less than 80 MMBtu/hr. The owner/operator shall ensure that within 45 days of the date of completion of the source testing, two identical copies of the source tests results (each referencing permit application #20977 and plant #14628) are received by the District. One copy shall be sent to Source Testing and the other shall be sent to the Engineering Division. This District approved source test shall be repeated within 5 days of each subsequent boiler startup (or any operation without SCR abatement) during the 6-month period of boiler operation. (Basis: Cumulative Increase, Offsets, BACT)
11. In a District approved log, the owner/operator shall record the manufacturer, make, model, and maximum rated firing rate of each boiler used as S-1550 and S-1551, and the following information for each calendar

day that either S-1550 or S-1551 fires fuel. The District approved log(s) shall be retained by the owner/operator on site for at least 5 years from the date of the last entry and made available to District staff upon request. (Basis: Cumulative Increase, Offsets, Toxics, BACT)

- a. The date and hours that each S-1550 and S-1551 fire fuel.
- b. The amount of fuel fired at each S-1550 and S-1551.
- c. The hours that each S-1550 and S-1551 operate without abatement by a fully functioning SCR.
- d. The amount of steam produced at each boiler S-1550 and S-1551.

RECOMMENDATION

Waive an Authority to Construct and grant a Permit to Operate to Tesoro Refining and Marketing Company for the following sources:

S-1550 Backup Steam Boiler #1, 99 MM Btu/hr, Natural Gas Fired, Abated by A-1550 SCR

S-1551 Backup Steam Boiler #2, 99 MM Btu/hr, Natural Gas Fired, Abated by A-1551 SCR

EXEMPTIONS

none

By: _____

Arthur P Valla
Senior Air Quality Engineer
November 5, 2009

**Application 20977, Exemption for Portable Diesel Pump S-1552
EVALUATION REPORT for Exempt Source(s)**

Applicant Tesoro Refining and Marketing Co.

Plant Number 14628

Application Number 20997

1. Background:

The Applicant has applied for a permit for exempt equipment as follows:

S-1552 Portable Diesel Pump, 205 HP, CARB Registration 136794

Since this portable engine is registered with CARB, it is exempt from permitting pursuant to Regulation 2-1-105.3.3:

2-1-105 Exemption, Registered Statewide Portable Equipment: The following portable equipment is exempt from the requirements of Sections 2-1-301 and 302, provided that the equipment complies with all applicable requirements of the Statewide Portable Equipment Registration Program (California Code of Regulations Title 13, Division 3, Chapter 3, Article 5).

105.3 Spark ignition or diesel fired internal combustion engines used in conjunction with the following types of operations:

3.3 Pumps;

In addition, Tesoro removed the following source from service:

S-1499 No. 1 Pump Station Spare Diesel Pump

Lastly, Standard Condition 22820 can be removed from the Tesoro permit since it only applies to S-1499.

2. Emission Calculations:

There is no chargeable cumulative increase for the exempt equipment described in Section 1.

3. Statement of Compliance:

The exempt equipment described in Section 1 is exempt from Sections 2-1-301 and 302, in accordance with the specific section of Regulation 2-1 cited in Section 1.

I certify:

- This exempt CARB Registered portable equipment is not subject to Regulation 2 Rule 5. Hence, an Air Toxics Risk Screening is not required.
- This exempt equipment has not received two or more public nuisance violations, under Regulation 1-301 or Section 41700 of the California Health and Safety Code, within any consecutive 180-day period.

Because this application is ministerial (exempt source), the requirements of the California Environmental Quality Act (CEQA) are not triggered.

4. Exemptions:

I recommend that the letter of exemption be granted to Tesoro for the exempt equipment described and listed in Section 1.

Application Reviewed By: Arthur P. Valla, P.E.
Position: Senior Air Quality Engineer

Signature of Reviewer

September 11, 2009

Application 21023, Ethanol Unloading and Storage Throughput Increase

**EVALUATION REPORT
TESORO - GOLDEN EAGLE REFINRY
Application #21023 - Plant #14628
Amendment for Revised Offsets Section
150 Solano Way
Martinez, CA 94553**

I. BACKGROUND

This amendment is to document the revised Offset section. The original offset plan to use POC banked emissions for PM10 offsets was in error. The revised offsets are for the following equipment:

**S-612 Internal Floating Roof Tank A-612, Ethanol, 420,000 gallons
S-1504 Ethanol Truck Unloading**

VI. OFFSETS (REVISED)

Offsets are required for this project pursuant to Regulation 2, Rule 2, Sections 302 and 303. Tesoro will use Bank # 968 to provide the needed POC offsets at a ratio of 1.15:1 per Regulation 2-2-302.2. Tesoro will use Bank # 915 to provide the needed PM10 offsets at a ratio of 1:1 per Regulation 2-2-303.

Tesoro has elected to offset the total emissions from S-612 and S-1504 to avoid any future 3-year baseline requirements of Regulations 2-2-604.2 and 2-2-605.2.

Available POC offsets = 17.653 ton/yr (Banking Certificate #968)
Available PM10 offsets = 0.367 ton/yr (Banking Certificate #915)

Total Emissions from these sources = 0.321 TPY POC and 0.318 PM10.
POC Offset provided = 0.321 tons/yr X 1.15 = 0.369 tons/yr
PM10 Offset provided = 0.318 tons/yr X 1.0 = 0.318 tons/yr

**Arthur Valla
Senior Air Quality Engineer**

February 11, 2010

EVALUATION REPORT
TESORO - GOLDEN EAGLE REFINRY
Application #21023 - Plant #14628

150 Solano Way
Martinez, CA 94553

I. BACKGROUND

Tesoro has applied for a Change in Conditions for its Permit to Operate for the following equipment:

- S-612 Internal Floating Roof Tank A-612, Ethanol, 420,000 gallons**
- S-1504 Ethanol Truck Unloading**

Currently the throughput is limited to 400,000 bbl/yr via Condition 6740 and 21849. Tesoro is applying to increase the throughput to 1,200,000 bbl/yr. In addition, the material is not pure ethanol, but a fuel grade ethanol which contains up to 7% gasoline or naphtha, according to the MSDS. Fuel grade ethanol has a higher vapor pressure than ethanol, and there are also toxic emissions to evaluate.

These two sources are shown as New Source Review sources subject to firm limits in the Title V permit. However, a review of the permitting history reveals that these sources have never been subjected to a comprehensive New Source Review, as detailed below:

S-1504 was subject to New Source Review via Application 10668 in 2004. However, fugitive toxic emissions were not included in the engineering evaluation for S-1504, because the unloaded material was thought to be pure ethanol.

S-612 has never been subject to New Source Review. Permit Condition 6740 was imposed in 1992 via Application 6167 when the tank was in gasoline service and altered by replacing the primary and adding the secondary floating roof seals. In 2005, Applications 11091 and 12404 were also alterations assuming the new service was pure ethanol (the engineering evaluation quantified an emissions reduction based on the MSDS pure ethanol vapor pressure of 0.72 psia). Furthermore, the toxic emissions for S-612 have never been quantified.

Therefore, the permitting of this change of conditions application will be evaluated as modified sources with emission increases from the 3-year baseline emissions.

II. EMISSION INCREASES

A. S-612 Internal Floating Roof Tank

Current Baseline Emissions:

For determining S-612 emissions increases, the baseline period is the 3 years period immediately preceding the date that a permit application is deemed complete per Regulation 2-2-605. This period is from December 1, 2006 to November 30, 2009. Based on the throughput information provided by Tesoro, the average material throughput for this period is 225,626 Bbl/yr:

	<u>S-612 Annual Throughput (bbls/yr)</u>
Year 1	216,553

Year 2	227,674
Year 3	232,652
Three year average	225,626

The true vapor pressure of the 225,626 bbls/yr baseline material ranges from 5.3 to 7.1 psia (depending on the season) and a Tanks 4.0 simulation estimates the average annual emissions are 453 lb/yr.

Proposed Future Emissions

The emissions from the new throughput are calculated by EPA Tank 4.0 simulation also using fuel grade ethanol with the same seasonal true vapor pressure range. The estimated annual average emissions are 641 lb/yr = 0.321 tons/yr.

$$\begin{aligned} \text{Total POC emission increase} &= \text{new throughput} - \text{baseline throughput} \\ &= 641 \text{ lbs/yr} - 453 \text{ lbs/yr} = 188 \text{ lbs/yr} (0.094 \text{ tons/yr}) \end{aligned}$$

Daily emissions

The daily emissions will be determined by the truck loading events, so deriving an average daily emission from the annual emissions would not be accurate. A conservative approximation is to adjust the throughput in a TANKs simulation to reflect the unloading pump capacity of 507 gpm.

Using a throughput of 507gpm x 60 x 24 = 730,080 gallons

Using this throughput in the hottest month of July results in emissions of 44 lb/day.

B. S-1504 Unloading Rack

The throughput increase for S-1504 will result in more truck traffic. Each truck transports about 210 barrels of fuel grade ethanol. The 1,200,000 bbl/yr throughput will require 5714 truck deliveries. The 225,626 bbl/yr baseline throughput required 1075 truck deliveries. This application is for an increase of 4639 truck deliveries.

EPA AP-42 Chapter 13 has the following equation for predicting particulate emissions:

The quantity of particulate emissions from resuspension of loose material on the road surface due to vehicle travel on a dry paved road may be estimated using the following empirical expression:

$$E = k(sL/2)^{0.65} \times (W/3)^{1.5} - C$$

where: E = particulate emission factor (having units matching the units of k),

k = particle size multiplier for particle size range and units of interest,

sL = road surface silt loading (grams per square meter) (g/m²),

W = average weight (tons) of the vehicles traveling the road, and

C = emission factor for 1980's vehicle fleet exhaust, brake wear and tire wear.

For the truck traffic associated with S-1504 Unloading Rack,

$$k = 0.016 \text{ lb/vehicle mile traveled (VMT) (AP-42 Table 13.2.1-1)}$$

$$sL = 0.035 \text{ g/m}^2 \text{ assuming the Tesoro paved roads are 'Arterial or Collector'}$$

category

$$W = 80,000 \text{ lbs (Ca. vehicle code limit) = 40 tons}$$

$$C = 0.00047 \text{ lb/VMT (AP-42 Table 13.2.1-2)}$$

$$\begin{aligned} \text{Emission factor } E &= k(sL/2)^{0.65} \times (W/3)^{1.5} - C \\ &= 0.016 (0.035/2)^{0.65} \times (40/3)^{1.5} - 0.00047 \\ &= 0.00115 \times 48.686 - 0.00047 \\ &= 0.0557 \text{ lb/VMT} \end{aligned}$$

The total roundtrip distance in the refinery is 2 miles. Total PM-10 emissions are:

$$\text{PM10} = 0.0557 \text{ lb/VMT} \times 5714 \text{ trucks} \times 2 \text{ miles} = 636 \text{ lb/yr} = 0.318 \text{ ton/yr}$$

PM10 emissions for the increase of 4639 truck deliveries are:

$$\text{PM10} = 0.0557 \text{ lb/VMT} \times 4639 \text{ trucks} \times 2 \text{ miles} = 517 \text{ lb/yr} = 0.258 \text{ ton/yr}$$

$$\text{Average daily PM10 emissions} = 636 / 365 = 1.74 \text{ lb/day}$$

The maximum trucks unloaded are 3/hour, or 72/day. This frequency is not probably, but possible, and can be used to estimate peak daily emissions.

Peak daily PM10 emissions are

$$\text{PM10} = 0.0557 \text{ lb/VMT} \times 72 \text{ trucks} \times 2 \text{ miles} = 8.02 \text{ lb/day}$$

C. Fugitive Emissions

This application for a throughput increase does not make any piping or other hardware changes. Fugitive emissions are dependent on the number of fugitive components and are independent of material throughput. Since there are no changes in fugitive components, there are no changes in fugitive emissions.

III. PLANT CUMULATIVE INCREASE SINCE 4/5/1991

(All previous increases have been offset)

	<u>Current</u> <u>Ton/yr</u>	<u>New</u> <u>Ton/yr</u>	<u>New Total</u> <u>tons/yr</u>
POC	0	0.094	0.094
PM10	0	0.258	0.258
		Sum:	0.352

Total emissions for S-612 and S-1504 are as follows (see Offsets below):

	<u>Current</u> <u>Ton/yr</u>	<u>New</u> <u>Ton/yr</u>	<u>New Total</u> <u>tons/yr</u>
POC	0	0.321	0.321
PM10	0	0.318	0.318
		Sum:	0.639

IV. TOXIC SCREENING ANALYSIS

The following table summarized the properties and concentration of the toxic materials contained in the fuel grade ethanol material, according to the MSDS:

Material	TVP, psia	MW	Density lb/gal	Liquid Weight Fraction from MSDS	Molal Fraction in Liquid
Benzene	1.25	78	7.33	0.0075	0.00481
Toluene	0.35	92	7.25	0.0075	0.00408
Xylene	0.10	106	7.16	0.0075	0.00354
Fuel Grade Ethanol	1.568	50	6.66	1.0	1.0

$$\text{Molal Fract} = \text{Wt Fract} \times (\text{MW of ethanol}) / (\text{MW of component})$$

Using Raoult's Law:

Partial pressure of component = Vapor Pressure of component x Liquid Molal Fraction

Material	Liquid Molal Fraction	TVP, psia	Partial Pressure, psia
Benzene	0.00481	1.25	0.00601
Toluene	0.00408	0.35	0.00143
Xylene	0.00354	0.10	0.00035
Fuel Grade Ethanol	1.0	1.568	1.568

The TAC compositions are as follows:

Material	Partial Pressure, psia	Vapor Volume Fraction	MW	Vapor Weight Fraction
Benzene	0.00601	3.833E-03	78	5.979E-03
Toluene	0.00143	9.120E-04	92	1.678E-03
Xylene	0.00035	2.258E-04	106	4.787E-04
Fuel Grade Ethanol	1.568		50	

Volume Fraction = Partial Pressure of Component / Ethanol Partial Pressure

Weight Fraction = Volume Fraction X (MW component) / (Total Vapor MW)

The TANKS 4.0 run can be used for the annual organic emissions. The total annual organic emissions is 641 lbs/yr. For the hourly emissions, a TANKS 4.0 simulation was performed based on the 507 gpm unloading pump capacity. The throughput = 507 x 60 = 30420 gallons/hr. Using 30420 gal as the annual throughput in a TANKS simulation results in the 86.18 lbs annual emissions. Its not accurate to assume the 86.18 lbs will be emitted in one hour because the 30420 gallons TANKS throughput is actually in an hour. But this 86.18 lb/hr should be a conservatively high number (compared to the 317.5 lb/yr total emissions) and was selected to determine if any toxic triggers were exceeded. [Note that a revised TANKS run used the 30420 gal throughput in the month of July, resulting in lower emissions, but will not impact the rationale of using this 86.18 lbs as a conservative approach.]

And the total TAC emissions are as follows:

Material	Vapor Weight Fraction	S-612 Emissions, lb/yr	Chronic Toxic Trigger, lb/yr	S-612 Emissions, lb/hr	Acute Toxic Trigger, lb/hr
Benzene	5.979E-03	3.83	6.40E+00	5.15E-01	2.90E+00
Toluene	1.678E-03	1.07	1.20E+04	1.45E-01	8.20E+01
Xylene	4.787E-04	0.31	2.70E+04	4.13E-02	4.90E+01
Total Emissions		641		86.18	

Since emissions do not exceed any Toxic Trigger level, a Health Risk Screen is not required.

V. BEST AVAILABLE CONTROL TECHNOLOGY

This application requires BACT for S-612 since the POC emissions are more than 10 pounds per highest day threshold limit per Regulation 2-2-301. Source S-612 complies with BACT featuring

a liquid mounted primary seal and a zero gap secondary seal, no ungasketed roof penetrations, no slotted pipe guide without float and wiper seals, and no adjustable roof legs without vapor seal boots.

BACT does not apply to S-1504 since PM10 emissions do not exceed 10 lb per highest day.

VI. OFFSETS

Offsets are required for this project pursuant to Regulation 2, Rule 2, Section 302. Furthermore, Regulations 2-2-302.2 and 2-2-303.1 allow Tesoro to use POC emission credits to offset PM10 emissions. Tesoro will use Bank # 968 to provide the needed offsets at a ratio of 1.15:1 per Regulation 2-2-302.2.

Tesoro has elected to offset the total emissions from S-612 and S-1504 to avoid any future 3-year baseline requirements of Regulations 2-2-604.2 and 2-2-605.2.

Available offsets = 17.653 ton/yr (Banking Certificate #968)

Total Emissions from these sources = 0.321 TPY POC and 0.318 PM10.
POC Offset provided = $0.321 + 0.318 = 0.639$ tons/yr X 1.15 = 0.735 tons/yr

VII. STATEMENT OF COMPLIANCE

Source S-612 Internal Floating Roof Storage Tank of this application is subject and expected to comply with Regulation 8, Rule 5, including

- 8-5-301 Storage Tanks Control Requirements,**
- 8-5-305 Requirements for Internal Floating Roof Tanks,**
- 8-5-323 Floating Roof Tank Fitting Requirements,**
- 8-5-324 Primary Seal Requirements,**
- 8-5-325 Secondary Seal Requirements,**
- ~~8-5-332~~8-5-331 Tank Degassing Requirements,**
- ~~8-5-339~~8-5-337 Tank Cleaning Requirements, and**
- ~~8-5-340~~8-5-338 Sludge Handling Requirements.**

Source S-1504 Ethanol Unloading Rack is subject to and expected to comply with Regulation 8, Rule 6, including

- 8-6-304 Deliveries to Storage Tanks**
- 8-6-306 Equipment Maintenance**
- 8-6-307 Operating Practices**

Source S-612 is subject to and expected to comply with National Emission Standards for Hazardous Air Pollutants (NESHAP) 40 CFR Part 63, Subpart CC, Section 63.646, which refers to 40 CFR Part 63, Subpart G, National Emission Standards For Organic Hazardous Air Pollutants From The Synthetic Organic Chemical Manufacturing Industry for Process Vents,

Storage Vessels, Transfer Operations, and Wastewater. S-612 is expected to continue compliance with the provisions of 40 CFR 63.119(b) for internal floating roof tanks.

Source S-1504 is not subject to National Emission Standards for Hazardous Air Pollutants (NESHAP) 40 CFR Part 63, Subpart CC because it does not unload gasoline.

This project is considered to be ministerial under the District's CEQA Regulation 2-1-311 and therefore is not subject to CEQA review.

This project is over 1,000 ft from the nearest public school and is therefore not subject to the public notification requirements of Regulation 2-1-412.

BACT for S-1504 and PSD are not applicable.

VIII. CONDITIONS

Permit Conditions 6740 and 21849 will be revised as follows:

COND# 6740 -----

Application 6167 (August 1992)

Amended by application 12404 (April 2005) to correct permit condition to explicitly allow storage of ethyl alcohol, eliminate repetition of District Rules in condition.

Application 11091 (October, 2005): increase ethyl alcohol throughput from 243,000 bbl/yr to 400,000 bbl/yr, eliminate storage of gasoline.

Application 21023 (January 2010): increase ethanol throughput from 400,000 bbl/yr to 1,200,000 bbl/yr.

S612 Tank A-612; Internal Floating Roof, Capacity:
420K Gallons, Storing: Ethyl Alcohol

1. Deleted by Application 12404 (Covered by Regulation 8, Rule 5).
2. Deleted by Application 12404 (Notification of seal installation provided).
3. Owner/Operator shall ensure that the total liquid throughput for storage tank S-612 does not exceed ~~400~~1,200,000 barrels during any consecutive 12 month period.

(basis: cumulative increase)

4. Owner/Operator shall ensure that only fuel grade ethyl alcohol with a true vapor pressure less than or equal to 7.1 psia is

stored in tank S-612. If an alternative material is to be stored in S-612, the owner/operator shall first apply for and receive from the District written approval for the storage of the alternative material(s). (basis: cumulative increase)

5. In order to demonstrate compliance with the above conditions, the Owner/Operator of tank S-612 shall maintain the following records in a District approved log:

a. The types and true vapor pressure of material stored and the dates that the materials were stored.

b. The total throughput of each material stored, summarized on a monthly basis. Owner/Operator shall ensure that these records are kept on site and made available for District inspection for a period of 5 years from the date that the last record was made. (basis: cumulative increase, Regulation 8-5-501)

COND# 21849 -----

Application #10668 (October 29, 2004):
Loading Rack Modernization Project

Application #13493 (October, 2005): Modification of emission limit from S-1025 to the RACT and Regulation 8-33-301 level of 0.08 lb POC per 1000 gallon of material loaded.

Administratively Changed by Application 18861 (June 2009) Removed completed parts and parts redundant with District Regulations

Application 17928/17458 (2008) Remove Demolished and OOS Sources

Application 21023 (January 2010): increase ethanol throughput of S-1504 from 400,000 bbl/yr to 1,200,000 bbl/yr.

S-613 Vapor Recovery Tank A-613; Fixed Roof Tank,
Capacity 420K Gallons, Storing: Organic Liquid

S-696 Tank A-696; Internal Floating Roof Tank,
Capacity 630K Gallons, Storing: Gasoline

S-1025 Bulk Terminal Bottom Loading Facilities:
Gasoline, Naphtha, Kerosene, Diesel, Fuel Oil,
Ethanol

S-1504 Bulk Terminal Unloading Rack: Ethyl Alcohol

Fugitive Components

1. Completed. (Final Fugitive Count submitted 6/9/05 and offsets were adjusted.)
2. Completed. (Final Fugitive Count submitted 6/9/05 and offsets were adjusted.)
3. Deleted. (Valve Design Requirements Completed and Leak Limits redundant with Regulation 8-18-302)
4. Deleted. (Connector Design Requirements Completed and Leak Limits redundant with Regulation 8-18-304)
5. Deleted. (Pump Design Requirements Completed and Leak Limits redundant with Regulation 8-18-303)
6. Deleted. (Pressure Relief Valve Design Requirements Completed and redundant with Regulation 8-28-302. . All PRDs vent to the refinery fuel gas system or an abatement device with $\geq 98\%$ efficiency.)
7. Deleted. (Completed. All fugitive components have been added to the refinery fugitive monitoring and repair program)

S-1025 Bulk Plant Bottom Loading Facilities:
Gasoline,
Naphtha, Kerosene, Diesel, Fuel Oil, Ethanol

8. The owner/operator of S-1025 shall apply for the proper certification from the California Air

Resources Board (CARB) for the A-14 Vapor Recovery System prior to startup. (basis: Regulation 8-33-301, 302)

9. The owner/operator of S-1025 Bulk Plant Loading Facilities shall not exceed the following throughputs. 64,457 barrels (2,707,194 gallons) per day 18,615,000 barrels (781,830,000 gallons) per any 12-month consecutive period (basis: cumulative increase, offsets, toxic risk screen)
10. The owner/operator of S-1025 shall not transfer any material other than gasoline, naphtha, kerosene, diesel, fuel oil, or ethanol. (basis: cumulative increase, offsets, toxic risk screen)
11. To ensure that the S-1025 Bulk Plant Unloading Rack does not exceed an emission factor greater than 0.08 lb POC per 1000 gallons of material loaded, the owner/operator shall:
 - a. not operate S-1025 unless vented to S-613 Vapor Recovery Tank or A-14 Vapor Recovery System.
 - b. install a sample line from each of the pressure-vacuum valves located at the loading racks, which is easily accessible by District personnel to determine any valve leakage.
 - c. install and maintain a pressure switch at the knockout pot, V-61, located at the interface of the vapor outlet of the S-1025 Loading Rack and the inlet to the A-14 Vapor Recovery and S-613 Vapor Recovery Tank Systems. The pressure switch shall be set at 18 inches of water column as measured at the cargo tank/vapor coupler interface located the furthest from the knockout pot, V-61. If the pressure exceeds 18 inches, a high-pressure alarm will shutdown loading rack operations.
 - d. conduct District approved source tests to determine POC destruction efficiency at the following sources every 5 years in the year prior to the Title V Permit Renewal (initial compliance has been demonstrated in a source

test for AN 6201 by TIAX on October 28, 2003).

S-908 No. 8 Furnace @ No. 3 Crude Unit
S-909 No. 9 Furnace @ No. 1 Feed Prep.
S-912 No. 12 Furnace @ No. 1 Feed Prep.
S-913 No. 13 Furnace @ No. 2 Feed Prep.

For each source, the owner/operator must measure the following:

- the fuel feed rate in pounds/hr
- the POC emission rate at the stack
- the flue gas flow rate in SCFM at the stack
- the oxygen content of the stack flue gas
- the stack temperature
- the destruction efficiency of POC as measured across the combustion device

The owner/operator shall submit individual copies of the results of the source tests (along with related calculations and process data) to the District's Engineering Division, Enforcement Division, and Source Test Section within 45 days of the source test. (basis: Cumulative Increase, Toxic Risk Screen, Regulation 8-33-301, Regulation 1-238, BACT)

12. To determine compliance with the parts 8-11, the owner/operator shall maintain the following records and provide all of the data necessary to evaluate compliance with the above conditions, including, but not necessarily limited to, the following information:
 - a. California Air Resources Board certification of A-14.
 - b. On a daily basis, type and quantity of product loaded.
 - c. The throughput of material shall be added and recorded in the log for each month and for each rolling consecutive 12-month period.
 - d. The time, date, duration, and reason for each instance that S-1025 is not abated by S-613 and A-14.

These records shall be kept on-site for at least 5 years. All records shall be recorded in a District-

approved log and made available for inspection by District staff upon request. These recordkeeping requirements shall not replace the recordkeeping requirements contained in any applicable District Regulations.

(basis: Cumulative Increase, Toxic Risk Screen, Offsets, Regulation 1-441, Regulation 1-238)

S-1504 Bulk Plant Unloading Rack: Ethanol

13. The owner/operator of S-1504 Bulk Plant Unloading Rack shall not exceed the following throughput.

~~400~~1,200,000 barrels per any 12-month consecutive period (basis: cumulative increase, offsets, toxic risk screen)

14. The owner/operator of S-1504 shall not transfer any material other than fuel grade ethanol. (basis: cumulative increase, offsets, toxic risk screen)

15. To determine compliance with parts 13 and 14, the owner/operator shall maintain the following records and provide all of the data necessary to evaluate compliance with the above conditions, including, but not necessarily limited to, the following information:

- a. On a daily basis amount of ethanol transferred.
- b. The throughput of material shall be added and recorded in the log for each month and for each rolling consecutive 12-month period.

These records shall be kept on-site for at least 5 years. All records shall be recorded in a District-approved log and made available for inspection by District staff upon request. These recordkeeping requirements shall not replace the recordkeeping requirements contained in any applicable District Regulations.

(basis: Cumulative Increase, Toxic Risk Screen, Offsets, Regulation 1-441, Regulation 1-238, Regulation 8-6-501)

IX. RECOMMENDATION

It is recommended that a Change in Conditions for the Permit to Operate be granted to Tesoro for the following equipment:

S-612 Internal Floating Roof Tank A-612, Ethanol, 420,000 gallons
S-1504 Ethanol Truck Unloading

Arthur Valla
Senior Air Quality Engineer

January 5, 2010

Application 21464 , Furnace Duties Change of Conditions

ENGINEERING EVALUATION
Tesoro Refining and Marketing Company
PLANT NO. 14628
APPLICATION NO. 21464

BACKGROUND

As part of the Title V renewal efforts, Tesoro Refining and Marketing Company submitting several applications to clarify, correct and/or clean up the permit. One of those applications was 19874, an administrative change in conditions that specifically addressing corrections, updates, obsolete and completed conditions for combustion sources. Part of this application consolidated various permit conditions to list all furnace duties in a single location in Permit Condition 18372. Some of the resulting changes are now considered problematic, and this application is for an Administrative Change in Conditions to change the conditions back to the original language.

The conditions and sources subject to this application are summarized in the following table:

Condition	Source(s)	Source Description	Change in Application 19874	Change in this Application
16685	All Heaters	All Heaters	Delete Entire Condition. Redundant with other Conditions and Regulation 9, Rule 10	Reinstate Part 1 of this Condition that lists furnace duties, both hourly and daily.
18372	All 9-10 Sources	NOx Box Condition	Update, Consolidate, Redundant with Regulation 9, Rule 10	Return Source list, Part 3 and 27 to original language

All of changes approved in Application 19874 for these two permit conditions are repeated below, along with the rationale. The changes proposed to be reversed by this application are shaded. Tracked changes made in Application 19874 follow on page 3.

Permit Conditions that are Redundant with District Regulations

The following permit conditions are redundant with the requirements of Regulation 9, Rule 10, Nitrogen Oxides And Carbon Monoxide From Boilers, Steam Generators And Process Heaters In Petroleum Refineries, or with Standard Conditions in the Title V permit.

Condition	Description of Permit Condition	Redundant with Regulation

Condition	Description of Permit Condition	Redundant with Regulation
16685-2	Furnace Recordkeeping	9-10-504 (more stringent).
18372-1	Fuel Meter Requirement	9-10-502.2
18372-23	Furnace Recordkeeping	9-10-504
18372-25	Fuel Usage Recordkeeping	9-10-504

Condition Consolidations, Updates and Corrections

The following permit conditions are obsolete and an update or correction is proposed. In some cases the conditions are repetitive and consolidation is proposed. Unless stated otherwise, the entire permit condition part is proposed to be removed.

Condition and Part	Description of Permit Condition	Rationale
16685-1	Firing Rates For Billing And Enforcement.	Most firing rate limits are in NOx Box Condition 18732. Ones that are not will be added.
18372 Source List	Heater Descriptions	The source list has been moved to a single location in 18372-27.
18372-3	Firing Rate Limits. (The annual limits are simply hourly X 24 X 365)	The firing rate limits have been moved to a single location in 18372-27.
18372-21	S972 CEM Requirement after A1433 starts up and abates S972	Remove effective clause at end of Part 21 since S972 is now abated by A1433.
18372-24	Source Test Logs Required until 1/1/2005	No longer applicable. January 1, 2005 is in the past.
18372-27	Effective Date for Parts 27-36	Remove January 1, 2005 since it is in the past.
18372-27	Source List Revisions	Added fired duties from front of condition and from deleted Condition 16685. Add 16685 text regarding daily firing limit. Show CO CEM.

Condition and Part	Description of Permit Condition	Rationale
18372-30	Establish NOx Box by January 1, 2005.	Remove January 1, 2005 since it is in the past.
18372-33A3	Source Test Requirements for Shutdown Heaters	Remove reference to 'semi-annual' since requirement also applies to annual source tests.
18372-34	CO Source Test Requirements	Revise to clarify that a CO Source Test is not required if the heater has a CO CEM.

The concern expressed by Tesoro over the changes approved in Application 19874 centered around the averaging period for the furnace firing rates. As part of the consolidation of redundant permit conditions, the daily averaging period contained in Conditions 16685-1 and 18372-3 was deleted. This was done because all firing rates were straight multiples of the hourly rate (i.e. daily = hourly x 24 and annual = hourly x 8760). In the consolidation of all furnace duties in 18372-27, only hourly rates were shown.

In the research completed for this application, it was not entirely clear why the duties and averaging periods contained in Conditions 16685 and 18372 were expressed separately (in two permit conditions) and differently (one showed daily and hourly, one showed daily and annual) prior to Application 19874. Furthermore, some (or all) of the limits are treated as NSR limits even though most of the furnaces have not been evaluated pursuant to Regulation 2, Rule 2. Resolution of this Regulation 2, Rule 2 issue is outside the scope of this administrative application, and it was agreed to simply return the language to that that existed prior to Application 19874.

The permit conditions were revised in Application 19874 as follows. The text that will be returned to the original language is shaded. Note that the CO CEM listing in 18372-27, which was added in Application 19874, will be retained.

COND# 16685 -----

Avon Refinery

Condition Added 09/02/99

Application 18739 (November 2008) Removal of S-903 & S-924

Application 19300 (December 2008) Removed S-904 No. 6 Boiler House (because S-904 is included in Condition 17322)

Administratively Revised via Application 19647 (March 2009)

Consolidation of Bubble Condition 4357 with Condition 8077

Administratively Deleted by Application 19874 (July 2009) Updates for Combustion Sources – Combined with Condition 18372.

Condition #1:

Permittee/Owner/Operator shall ensure that each combustion source listed below does not exceed its indicated maximum

firing rate (higher heating value), expressed in the units of million BTU per day (MMBTU/day). These firing rates are sustainable maximum firing rates. The sustainable hourly firing rates, used for billing purposes, are established by dividing the maximum daily firing rates by 24 hours.

District Source Number (#)	Firing Rate Used for Fees (MMBTU/hr)	Firing Rate Enforceable Limit (MMBTU/day)	District/ Permittee Source Description
S 908	220	5280	#8 Furnace NO. 3 Crude
S 909	145	3480	#9 Furnace #1 Feed Prep.
S 912	135	3240	#12 Furnace #1 Feed Prep. Heater
S 913	59	1416	#13 Furnace #2 Feed Prep. Heater
S 915	20	480	#15Furnace Plat former Intermediate Heater
S 916	55	1320	#16 Furnace #1 HDS Heater
S 917	18	432	#17 Furnace #1 HDS Prefractionator Reboiler
S 919	65	1560	#19Furnace #2 HDS Depentanizer Reboiler
S 920	63	1512	#20 Furnace #2 HDS Charge Heater
S 921	63	1512	#21 Furnace #2 HDS Charge Heater
S 922	130	3120	#22 Furnace #5 Gas Debutanizer Reboiler
S 926	145	3480	#26 Furnace #2 Reformer Splitter Reboiler
S 927	280	6720	#27 Furnace #2 Reformer Heater AND Reheating
S 928	20	480	#28 Furnace HDN Reactor A Heater
S 929	20	480	#29 Furnace HDN ReactorB Heater
S 930	20	480	#30 Furnace HDN Reactor C Heater
S 931	20	480	#31 Furnace Hydrocracker Reactor 1 Heater
S 932	20	480	#32 Furnace Hydrocracker Reactor 2 Heater
S 933	20	480	#33 Furnace

			Hydrocracker Reactor
			3 Heater
S 934	152	3648	#34 Furnace
			Hydrocracker
			Stabilizer Reboiler
S 935	152	3648	#35 Furnace
			Hydrocracker
			Splitter Reboiler
S 937	743	17832	#37 Furnace Hydrogen
			Plant
S 950	440	10560	#50 Furnace Crude
			Heater @ 50 Unit
S 951	30	720	#51 Furnace #2
			Reformer Auxiliary
			Reheat
S 971	300	7200	#53 Furnace #3
			Reformer UOP Furnace
S 972	45	1080	#54 Furnace #3
			Reformer Debutanizer
			Reboiler
S 973	55	1320	#55 Furnace No 3 HDS
			Recycle Gas Heater
S 974	110	2640	#56 Furnace No 3 HDS
			Fractionator Feed
			Heater

(basis: cumulative increase, Regulation 2-1-403, Bubble
 Condition 4357/8077 for S917 via Application 19647)

~~Condition #2:~~

~~In a District approved log (or logs), in units of therms or
 MMBtu, Permittee/Owner/Operator shall record the amount of
 each fuel fired at each of S 908, S 909, S 912, S
 913, S 915, S 916, S 917, S 919, S 920, S 921, S 922, S 926,
 S 927, S 928, S 929, S 930, S 931, S 932, S 933, S 934, S
 935, S 937, S 950, S 951, S 971, S 972, S 973, and S 974,
 based on each fuel's HHV, for each month and each rolling 12
 consecutive month period. Permittee/Owner/Operator shall
 ensure that the log or logs are retained on site for not
 less than 5 years from date of last entry and that each log
 is made available to the District staff upon request.~~

~~(basis: cumulative increase, Regulation 2-1-403)~~

COND# 18372 -----

Application #2209 and 16484

Plant #14628

Application 15682 (April, 2007) Initial establishment of NOx
 box parameters. Delete part 4.

Application 14752 (January 2007) S-927 modification of
 Part 18

Application 16888 (April 2008) Modification of S-913

Application 16889 (June 2008) Modification of S-951

Modified by App. 18739 (Nov 2008) Removal of S924

from Parts 27 and 31

Application 19300 (December 2008) Removed S-904 Backup CO
Boiler Service
Application 18748 (December 2008) Modification of S-919
Administratively Revised via Application 19647 (March 2009)
Consolidation of Bubble Condition 4357 with Condition 8077
Application 20359 (May 2009) Modification of S-920

Administratively Revised by Application 19874 (July 2009) Updates for
Combustion Sources

Source List has been moved to Part 27.

S 904 No. 6 Boiler House, Riley Stoker, Maximum Firing Rate:
775 MMBtu/hr

S 912 No. 12 Furnace F 12; Born, Maximum Firing Rate:
135 MMBtu/hr, No. 1 Feed Prep Unit Vacuum Residuum Feed
Heater with Callidus Technologies Inc. LE
CSG W Low NOx Burners or equivalent

S 913 No. 13 Furnace F 13; Petrochem,
Vertical Cylindrical, Maximum Firing
Rate: 59 MMBtu/hr, No. 2 Feed Prep Unit
Vacuum Residuum Feed Heater with Callidus
Technologies Inc. LE CSG Low NOx Burners
or equivalent

S 916 No. 1 HDS Charge Heater F 16;
Braun, Cabin; Maximum Firing Rate: 55 MMBtu/hr with Callidus
Technologies Inc.
LE CSG W Low NOx Burners or equivalent

S 919 No. 2 HDS Charge Heater, No. 19
Furnace, Foster Wheeler, Maximum Firing
Rate: 65 MMBtu/hr with Callidus
Technologies Inc. LE CSG W Low NOx
Burners or equivalent

S 920 No. 2 HDS Charge Heater, No. 20
Furnace, Foster Wheeler, Maximum Firing
Rate: 63 MMBtu/hr with Callidus
Technologies Inc. LE CSG W Low NOx
Burners or equivalent

S 921 No. 2 HDS Charge Heater F 21;
Foster Wheeler, Cabin; Maximum Firing
Rate: 63 MMBtu/hr with Callidus
Technologies Inc. LE CSG W Low NOx
Burners or equivalent

S 922 No. 5 Gas Plant Debutanizer Reboiler F 22; Petrochem,
Vertical Cylindrical; Maximum Firing Rate: 130 MMBtu/hr with
Callidus Technologies Inc.
LE CSG W Low NOx Burners or equivalent

S 926 No. 2 Reformer Splitter
Reboiler, No. 26 Furnace, Petrochem,

Maximum Firing Rate: 145 MMBtu/hr with Callidus Technologies Inc. LE CSG W Low NOx Burners or equivalent

S 927 No. 2 Reformer Reactor Feed Preheater F 27; Lummus Multicell Cabin; Maximum Firing Rate: 280 MMBtu/hr abated by A 1431 Technip Selective Catalytic Reduction System w Hitachi Catalyst or equivalent

S 950 No. 50 Unit Crude Feed Heater F 50; Alcorn, Box; 440 MMBtu/hr abated by A 1432 Technip Selective Catalytic Reduction System w Hitachi Catalyst or equivalent

S 971 No. 3 Reformer Feed Preheater F 53; KTI, Multicell Box; Maximum Firing Rate: 300 MMBtu/hr abated by A 1433 Technip Selective Catalytic Reduction System w Hitachi Catalyst or equivalent

S 972 No. 3 Reformer Debutanizer Reboiler F 54; KTI, Vertical Cylindrical; Maximum Firing Rate: 45 MMBtu/hr abated by A 1433 Technip Selective Catalytic Reduction System w Hitachi Catalyst or equivalent

1. Deleted. (The fuel meter requirement is redundant with Regulation 9-10-502.2.) Permitttee/Owner/Operator shall ensure that each of S-912, S 913, S 916, S 919, S 920, S 921, S 922, S 926, S 927, S 950, S 971, and S 972 is equipped with a District approved dedicated fuel flow meter consistent with Regulation 9, Rule 10, Section 502.2. (basis: Regulation 9, Rule 10, Section 502.2)

2. Permitttee/Owner/Operator shall ensure that each of S-912, S-913, S-916, S-919, S-920, S-921, S-922, S-926, S-927, S-950, S-971, and S-972 is fired exclusively on natural gas and/or refinery fuel gas. (basis: Regulation 9, Rule10)

3. Deleted. (The maximum firing rates have been consolidated in Part 27.) Permitttee/Owner/Operator shall ensure that the maximum firing rate of each source listed does not exceed the corresponding HHV maximum firing rate, based on an operating day average (the amount of fuel fired over each 24 hour day divided by 24:

Source (#)	Maximum Firing Rate (mmBtu/hr)	(mmBtu/yr)
S 912	135	1,182,600
S 913	59	516,840
S 916	55	481,800

S 919	65	569,400
S 920	63	551,880
S 921	63	551,880
S 922	130	1,138,800
S 926	145	1,270,200
S 927	280	2,452,800
S 950	440	3,854,400
S 971	300	2,628,000
S 972	45	394,200
(basis: Regulation 9, Rule 10)		

4. (Deleted: Specific NOx limits should not have been applied to S-912 and S-926, since they are both regulated under Regulation 9-10-301.) Basis: Regulation 9-10-301.
5. Deleted. Replaced with Part 30.
6. Deleted. Replaced with Part 31.
7. Deleted. Replaced with Part 31.
8. Deleted. Replaced with Part 31.
9. Deleted. Replaced with Part 31.
10. Deleted. Replaced with Part 31.
11. Deleted. S-921 is out of service. If returned to service, this part is replaced with Part 31.
12. Deleted. NOx CEM installed on S-922.
13. Deleted. Replaced with Part 31.
14. Deleted. Replaced with Part 32.
15. Deleted. Replaced with Part 33.
16. Deleted. Replaced with Part 34.
17. Deleted. Replaced with Part 35.
18. Combustion exhaust from S-927 shall be ducted to and continuously abated by A-1431 whenever a fuel is fired at S-927, except startup and shutdown as defined by Regulation 9-10-218 and on a temporary basis for catalyst regeneration at S-1004 No. 2 Catalytic Reformer. The exhaust gasses From S-927 and A-1431 shall be measured by a District approved CEM that continuously monitors and records the emission rate of NOx, CO, and O2 in the exhaust gasses, including periods when S-927 is operated without SCR abatement. (basis: Regulation 9, Rule 10, Bubble Condition 4357/8077 via Application 19647)

19. Combustion exhaust from S-950 shall be ducted to and continuously abated by A-1432 whenever a fuel is fired at S-950 and the exhaust gasses from A-1432 shall be measured by a District approved CEM that continuously monitors and records the emission rate of NO_x, CO, and O₂ in the exhaust gasses. (basis: Regulation 9, Rule 10)
20. Combustion exhaust from S-971 shall be ducted to and continuously abated by A-1433 whenever a fuel is fired at S-971 and the exhaust gasses from A-1433 shall be measured by a District approved CEM that continuously monitors and records the emission rate of NO_x, CO, and O₂ in the exhaust gasses. (basis: Regulation 9, Rule 10)
21. Combustion exhaust from S-972 shall be ducted to and continuously abated by A-1433 whenever a fuel is fired at S-972 and the exhaust gasses from A-1433 shall be measured by a District approved CEM that continuously monitors and records the emission rate of NO_x, CO, and O₂ in the exhaust gasses. ~~Part 21 of these conditions shall not take effect until Permittee/Owner/Operator exercises the portion of Authority to Construct #2209 authorizing the abatement of S 972 with A 1433.~~ (basis: Regulation 9, Rule 10)
22. For each of S-927, S-950, S-971, and S-972, ammonia slip from the SCR system abating the source shall not exceed 20 ppmv, dry, corrected to 3% oxygen. (basis: toxics)

~~23. Deleted. (The recordkeeping requirement is redundant with Regulation 9-10-504.) For each of S 912, S 913, S 916, S 919, S 920, S 921, S 922, S 926, S 927, S 950, S 971, and S 972, records shall be kept as required by Regulation 9, Rule 10, Section 504, except that the records shall be retained on site and be made available to the District staff for a period of at least 5 years from date of last entry. (basis: Regulation 9, Rule 10)~~

Part 24 effective until January 1, 2005

~~24. Deleted. (The source test log requirement was effective until January 1, 2005, when the NO_x Box recordkeeping requirements became effective.) For each of S 912, S 913, S 916, S 919, S 920, S 921, S 922, and S 926, Permittee/Owner/Operator shall record in a District approved log, the time and date of each District approved source test conducted for each source. The log shall be maintained on site and be made available to the District staff on request for at least 5 years from date of last entry. (basis: Regulation 9, Rule 10)~~

~~25. Deleted. (The fuel use recordkeeping requirement is redundant with a more stringent Regulation 9-10-504.) In a District approved log (or logs), for each of S 912, S 913, S 916, S 919, S 920, S 921, S 922, and S 926,~~

~~Permittee/Owner/Operator shall record the fuel use during each day at each source based on the fuel's (HHV).
Permittee/Owner/Operator shall ensure that the log(s) is(are) maintained on site for at least 5 years from date of last entry and that the log(s) is (are) made available to the District staff upon request.
(basis: cumulative increase)~~

26. Deleted. (S-904 no longer providing backup Coker CO Boiler service so the requirements of 9-10-304 no longer apply.)

~~Parts 27 through 36 are effective January 1, 2005~~

*27. The following sources are subject to the refinery-wide Nox emission rate and CO concentration limits in Regulation 9-10. Permittee/Owner/Operator shall ensure that the maximum firing rate of each source listed does not exceed the corresponding HHV maximum firing rate. (Regulation 9-10-301, 303 & 305)

			NOx/CO
S#	Description, Maximum Permitted Firing Rate	CEM (Y/N)	
S904	No. 6 Boiler House, 775 mmBTU/hr		Y/Y
S908	No. 3 Crude Heater(F8), 220 mmBTU/hr		Y/N
S909	No. 1 Feed Prep Heater (F9), 145 mmBTU/hr		N/N
S912	No. 1 Feed Prep Heater (F12), 135 mmBTU/hr		N/N
S913	No. 2 Feed Prep Heater (F13), 59 mmBTU/hr		N/N
S915	Platformer Intermediate Heater (F15), 20 mmBTU/hr	N/N	
S916	No. 1 HDS Heater (F16), 55 mmBTU/hr		N/N
S917	No. 1 HDS Prefract Reboiler (F17), 18 mmBTU/hr	N/N	
S919	No. 2 HDS Heater (F19), 65 mmBTU/hr		N/N
S920	No. 2 HDS Heater (F20), 63 mmBTU/hr		N/N
S921	No. 2 HDS Heater (F21) (out of service), 63 mmBTU/hr	N/N	
S922	No. 5 Gas Plant Debutanizer Reboiler, 130 mmBTU/hr		Y/N
S926	No.2 Reformer Splitter Reboiler (F26), 145 mmBTU/hr		N/N
S927	No. 2 Reformer Feed Preheater (F27) & A1431, 280 mmBTU/hr		Y/Y
S928	HDN Reactor A Heater (F28), 20 mmBTU/hr		N/N
S929	HDN Reactor B Heater (F29), 20 mmBTU/hr		N/N
S930	HDN Reacator C Heater (F30), 20 mmBTU/hr		N/N
S931	Hydrocracker Reactor 1 Heater (F31), 20 mmBTU/hr	N/N	
S932	Hydrocracker Reactor 2 Heater (F32),20 mmBTU/hr	N/N	
S933	Hydrocracker Reactor 3 Heater (F33),20 mmBTU/hr	N/N	
S934	Hydrocracker Stabilizer Reboiler (F34), 152 mmBTU/hr		Y/N
S935	Hydrocracker Splitter Reboiler (F35), 152 mmBTU/hr	Y/N	
S937	Hydrogen Plant Heater (F37), 743 mmBTU/hr		Y/N
S950	No. 50 Unit Crude Feed Heater (F50) & A1432, 440 mmBTU/hr		Y/Y
S951	No. 2 Reformer Aux Reheater (F51), 30 mmBTU/hr		N/N
S971	No. 3 Reformer UOP Furnace (F53) & A1433, 300 mmBTU/hr		Y/Y
S972	No. 3 Reformer Debutanizer Reboiler (F54)&A1433, 45mmBTU/hr		Y/Y
S973	No. 3 HDS Recycle Gas Heater (F55), 55 mmBTU/hr		Y/N

S974 No. 3 HDS Fractionator Feed Heater (F56), 110 mmBTU/hr Y/N

S#	Description	CEM (Y/N)
S904	No. 6 Boiler House	Y
S908	No. 3 Crude Heater	Y
S909	No. 1 Feed Prep Heater (F9)	N
S912	No. 1 Feed Prep Heater (F12)	N
S913	No. 2 Feed Prep Heater (F13)	N
S915	Platformer Intermediate Heater (F15)	N
S916	No. 1 HDS Heater (F16)	N
S917	No. 1 HDS Prefract Reboiler (F17)	N
S919	No. 2 HDS Heater (F19)	N
S920	No. 2 HDS Heater (F20)	N
S921	No. 2 HDS Heater (F21)(out of service)	N
S922	No. 5 Gas Plant Debutanizer Reboiler	Y
S926	No.2 Reformer Splitter Reboiler (F26)	N
S927	No. 2 Reformer Feed Preheater (F27) & A1431	Y
S928	HDN Reactor A Heater (F28)	N
S929	HDN Reactor B Heater (F29)	N
S930	HDN Reacator C Heater (F30)	N
S931	Hydrocracker Reactor 1 Heater (F31)	N
S932	Hydrocracker Reactor 2 Heater (F32)	N
S933	Hydrocracker Reactor 3 Heater (F33)	N
S934	Hydrocracker Stabilizer Reboiler(F34)	Y
S935	Hydrocracker Splitter Reboiler (F35)	Y
S937	Hydrogen Plant Heater (F37)	Y
S950	No. 50 Unit Curde Feed Heater (F50) & A1432	Y
S951	No. 2 Reformer Aux Reheater (F51)	N
S971	No. 3 ReformerFeed Preheater (F53) & A1433	Y
S972	No. 3 Reformer Dubtanizer Reboiler (F54) & A1433	Y
S973	No. 3 HDS Recycle Gas Heater (F55)	Y
S974	No. 3 HDS Fraect Feed Heater (F56)	Y

*28. The owner/operator of each source with a maximum firing rate greater than 25 MMBtu/hr listed in Part 27 shall properly install, properly maintain, and properly operate an O2 monitor and recorder. (Regulation 9-10-502)

*29. The owner/operator shall operate each source listed in Part 27, which does not have a NOx CEM within specified ranges of operating conditions (firing rate and oxygen content) as detailed in Part 31. The ranges shall be established by utilizing data from district-approved source tests. (Reg. 9-10-502)

- A. The NOx Box for units with a maximum firing rate of 25 MMBtu/hr or more shall be established using the procedures in Part 30.
- B. The NOx Box for units with a maximum firing rate less than 25MMBtu/hr shall be established as

follows: High-fire shall be the maximum rated capacity. Low-fire shall be 20% of the maximum rated capacity. There shall be no maximum or minimum O₂.

*30. The owner/operator shall establish the initial NO_x box for each source subject to Part 29 ~~by January 1, 2005~~. The NO_x Box may consist of two operating ranges in order to allow for operating flexibility and to encourage emission minimization during standard operation. (Regulation 9-10-502) The procedure for establishing the NO_x box is

A. Conduct district approved source tests for NO_x and CO, while

varying the oxygen concentration and firing rate over the desired operating ranges for the furnace;

B. Determine the minimum and maximum oxygen concentrations and firing rates for the desired operating ranges (Note that the minimum O₂ at low-fire may be different than the minimum O₂ at high-fire. The same is true for the maximum O₂). The owner/operator shall also verify the accuracy of the O₂ monitor on an annual basis.

C. Determine the highest NO_x emission factor (lb/Mmbtu) over the preferred operating ranges while maintaining CO concentration below 200 ppm; the owner/operator may choose to use a higher NO_x emission factor than tested.

D. Plot the points representing the desired operating ranges on a graph. The resulting polygon(s) are the NO_x Box, which represents the allowable operating range(s) for the furnace under which the NO_x emission factor from part 31a is deemed to be valid.

1)The NO_x Box can represent/utilize either one or two emission factors.

2)The NO_x Box for each emission factor can be represented either as a 4- or 5-sided polygon The NO_x box is the area within the 4- or 5-sided polygon formed by connecting the source test parameters that lie about the perimeter of successful approved source tests. The source test parameters forming the corners of the NO_x box are

listed in Part 31.

E. Upon establishment of each NO_x Box, the

owner/operator shall prepare a graphical representation of the box. The representation shall be made available on-site for APCO review upon request. The box shall also be submitted to the BAAQMD with permit amendments.

*31. Except as provided in part 31B & C, the owner/operator shall operate each source within the NOx Box ranges listed below at all times of operation. This part shall not apply to any source that has a properly operated and properly installed NOx CEM. (Regulation 9-10-502)

A. NOx Box ranges

Source No. | Emission Factor (lb/MMBtu)/Min O2 at Low Firing(O2% , MMBtu/hr)/Max O2 at Low Firing(O2% , MMBtu/hr)/Min O2 at High Firing(O2% , MMBtu/hr)/Mid O2 at Mid/High Firing (polygon)(O2% , MMBtu/hr)/Max O2 at High Firing(O2% , MMBtu/hr)

909/0.146/5.6, 53.71/9.6, 41.41/2.1, 83.60/3.1, 67.35/5.7, 76.49

909/0.148/9.6, 41.41/11.2, 61.81/2.1, 83.60/5.7, 76.49/7.3, 79.58

912/0.027/2.1, 60.50/3.4, 70.10/1.9, 101.51/4.0, 104.13/5.4, 100.24

912/0.034/2.1, 60.50/7.0, 57.57/5.4, 100.24/3.4, 70.10/6.5, 99.68

913/0.033/1.2, 19.89/3.0, 14.80/1.5, 39.10/2.1, 15.53/3.6, 39.45

913/0.033/3.0, 14.80/4.5, 15.86/3.6, 39.45/N/A/4.2, 39.50

915/0.143/0, 3.85/8.0, 3.85/0, 20.00/N/A/8.0, 20.00

915/0.098/8.0, 3.85/>8.0, 3.85/8.0, 20.00/N/A/>8.0, 20.00

916/0.088/5.7, 9.53/9.3, 9.17/5.4, 30.00/N/A/9.1, 34.05

916/0.099/9.3, 9.17/10.6, 24.64/9.1, 34.05/N/A/10.4, 33.11

917/0.061/0, 3.60/-, 3.6/0, 18.00/N/A/-, 18.00

919/0.047/3.9, 23.30/9.5, 21.1/6.6, 58.76/9.2, 39.12/8.0, 60.68

919/0.056/9.2, 39.12/9.5, 21.10/8.0,

60.68/N/A/10.1, 47.20

920/0.046/5.0, 24.84/7.7, 17.86/6.7, 55.12/7.1,
15.34/8.0, 60.26

920/0.055/7.7, 17.86/10.8, 27.53/8.0,
60.26/N/A/10.0, 45.15

926/0.032/1.8, 32.81/6.0, 40.89/2.9, 126.72/4.4,
32.81/3.9, 131.59

926/0.037/6.0, 40.89/7.0, 77.89/3.9,
131.59/N/A/4.2, 122.33

928/0.044/0.0, 4.00/< 6.0, 4.00/0.0, 20.00/N/A/<
6.0, 20.00

928/0.073/6.0, 4.00/> 6.0, 4.00/6.0, 20.00/N/A/>
6.0, 20.00

929/0.024/0.0, 4.00/< 6.0, 4.00/0.0, 20.00/N/A/<
6.0, 20.00

929/0.087/6.0, 4.00/> 6.0, 4.00/6.0, 20.00/N/A/>
6.0, 20.00

930/0.033/0.0, 4.00/< 6.0, 4.00/0.0, 20.00/N/A/<
6.0, 20.00

930/0.077/6.0, 4.00/> 6.0, 4.00/6.0, 20.00/N/A/>
6.0, 20.00

931/0.034/0.0, 4.00/< 9.0, 4.00/0.0, 20.00/N/A/<
9.0, 20.00

931/0.073/9.0, 4.00/> 9.0, 4.00/9.0, 20.00/N/A/>
9.0, 20.00

932/0.037/0.0, 4.00/< 4.0, 4.00/0.0, 20.00/N/A/<
4.0, 20.00

932/0.053/4.0, 4.00/> 4.0, 4.00/4.0, 20.00/N/A/>
4.0, 20.00

933/0.035/0.0, 4.00/< 5.0, 4.00/0.0, 20.00/N/A/<
5.0, 20.00

933/0.050/5.0, 4.00/>5.0, 4.00/5.0, 20.00/N/A/>
5.0, 20.00

951/0.143/5.2, 2.68/9.2, 2.21/4.2, 7.78/8.3,
19.3/14.1, 12.7

951/0.175/12.1, 0.78/13.6, 1.73/9.2,
2.21/N/A/14.1, 12.7

The limits listed above are based on a calendar day
averaging period for both firing rate and O2%.

B. Part 31A. does not apply to low firing rate conditions (i.e., firing rate less than or equal to 20% of the unit's rated capacity), during startup or shutdown periods, or periods of curtailed operation (ex. during heater idling, refractory dryout, etc.) lasting 5 days or less. During these conditions the means for determining compliance with the refinery wide limit shall be accomplished using the method described in 9-10-301.2 (i.e. units out of service & 30-day averaging data).

C. Part 31A. does not apply during any source test required or permitted by this condition. (Reg. 9-10-502). See Part 33 for the consequences of source test results that exceed the emission factors in Part 31.

*32. NOx Box Deviations (Regulation 9-10-502)

A. The owner/operator may deviate from the NOx Box (either the firing rate or oxygen limit) provided that the owner/operator conducts a district approved source test which reasonably represents the past operation outside of the established ranges. The source test representing the new conditions shall be conducted no later than the next regularly scheduled source test period, or within eight months, whichever is sooner. The source test results will establish whether the source was operating outside of the emission factor utilized for the source. The source test results shall be submitted to the district source test manager within 45 days of the test. The owner/operator may request, and the APCO may grant, an extension of 15 days for submittal of results. As necessary, a permit amendment shall be submitted.

1. Source Test \leq Emission Factor

If the results of this source test do not exceed the higher NOx emission factor in Part 31, or the CO limit in Part 35, the unit will not be considered to be in violation during this period for operating out of the "box."

a. The facility may submit an accelerated permit program permit application to request an administrative change of the permit condition to adjust the NOx Box operating range(s), based on the new test data.

2. Source Test > Emission Factor

If the results of

this source test exceed the permitted emission concentrations or emission rates then the actions described below must be followed:

a. Utilizing measured emission concentration or rate, the owner/operator shall perform an assessment, retroactive to the date of the previous source test, of compliance with Section 9-10-301. The unit will be considered to have been in violation of 9-10-301 for each day the facility was operated in excess of the refinery wide limit.

b. The facility may submit a permit application to request an alteration of the permit condition to change the NOx emission factor and/or adjust the operating range, based on the new test data.

B. Reporting - The owner/operator must report conditions outside of box within 96 hours of occurrence.

*33. For each source subject to Part 29, the owner/operator shall conduct source tests on the schedule listed below. The source tests are performed in order to measure NOx, CO, and O2 at the as-found firing rate, or at conditions reasonably specified by the APCO. The source test results shall be submitted to the district source test manager within 45 days of the test. The owner/operator may request, and the APCO may grant, an extension of 15 days for submittal of results. (Reg.9-10-502)

A. Source Testing Schedule

1. Heater < 25 MMBtu/hr

One source test per consecutive 12 month period. The time interval between source tests shall not exceed 16 months.

2. Heaters => 25 MMBtu/hr

Two source tests per consecutive 12 month period. The time interval between source tests shall not exceed 8 months and not be less than 5 months apart. The source test results shall be submitted to the district

source test manager within 45 days of the test. (Reg.9-10-502)

3. If a source has been shutdown longer than the period allowed between source testing periods (e.g. <25 MMBtu/hr-> 12 mos or > 25 MMBtu/hr - > 8 mos), the owner/operator shall conduct the required ~~semi-annual~~ source test within 30 days of start up of the source.

B. Source Test Results > NOx Box Emission Factor

If the results of any source test under this part exceed the permitted concentrations or emission rates the owner/operator shall follow the requirements of Part 32A2 If the owner/operator chooses not to submit an application to revise the emission factor, the owner/operator shall conduct another Part 33 source test, at the same conditions, within 90 days of the initial test.

*34. For each source listed in Part 27 with a NOx CEM installed, that does not have a CO CEM installed, the owner/operator shall conduct semi-annual district approved CO source tests at as-found conditions. The time interval between source tests shall not exceed 8 months. District conducted CO emission tests associated with District-conducted NOx CEM field accuracy tests may be substituted for the CO semi-annual source tests. (Regulation 9-10-502, 1-522)

*35. For any source listed in Part 27 with a maximum firing limit greater than 25 MMBtu/hr for which any two source test results over any consecutive five year period are greater than or equal to 200 ppmv CO at 3% O2, the owner/operator shall properly install, properly maintain, and properly operate a CEM to continuously measure CO and O2. The owner/operator shall install the CEM within the time period allowed in the District's Manual of Procedures. (Regulation 9-10-502, 1-522)

*36. In addition to records required by 9-10-504, the facility must maintain records of all source tests conducted to demonstrate compliance with Parts number 27 and 31. These records shall be kept on site for at least five years from the date of entry in a District approved log and be made available to District staff upon request. (Recordkeeping, Regulation 9-10-504)

EMISSIONS SUMMARY

There are no increases in emissions associated with this application.

STATEMENT OF COMPLIANCE

There will be no change in the compliance of the associated equipment. This application only administratively returns the permit conditions to previous language.

This application is exempt from CEQA per 2-1-312.1: Permit applications to modify permit conditions for existing or permitted sources or facilities that do not involve any increases in emissions or physical modifications.

This application does not trigger BACT, NSPS, Toxics, Offsets NESHAPS and PSD.

PERMIT CONDITIONS

The changes in permit conditions are shown at the end of this evaluation.

RECOMMENDATION

It is recommended that an Administrative Change in Conditions be granted to Tesoro for:

Condition	Source(s)	Source Description
16685	All Heaters	All Heaters
18372	All 9-10 Sources	NOx Box Condition

By: _____
Arthur Valla
Senior Air Quality Engineer

April 21, 2010

PERMIT CONDITIONS

The following permit conditions will be revised as shown:

COND# 16685 -----

Avon Refinery
Condition Added 09/02/99

Application 18739 (November 2008) Removal of S-903
& S-924

Application 19300 (December 2008) Removed S-904 No.
6 Boiler House (because S-904 is included in
Condition 17322)

Administratively Revised via Application 19647
(March 2009) Consolidation of Bubble Condition 4357
with Condition 8077

Administratively Deleted by Application 19874 (July
2009) Updates for Combustion Sources - Combined
with Condition 18372.

Administratively Reinstated Part 1 by Application 21464 (April 2010)

Condition #1:

Permittee/Owner/Operator shall ensure that each combustion source listed below does not exceed its indicated maximum firing rate (higher heating value), expressed in the units of million BTU per day (MMBTU/day). These firing rates are sustainable maximum firing rates. The sustainable hourly firing rates, used for billing purposes, are established by dividing the maximum daily firing rates by 24 hours.

<u>District</u>	<u>Firing Rate</u>	<u>Firing Rate</u>	<u>District/</u>
<u>Source</u>	<u>Used for</u>	<u>Enforceable</u>	<u>Permittee</u>
<u>Number</u>	<u>Fees</u>	<u>Limit</u>	<u>Source</u>
<u>(#)</u>	<u>(MMBTU/hr)</u>	<u>(MMBTU/day)</u>	<u>Description</u>
S-908	220	5280	#8 Furnace NO. 3 Crude
S-909	145	3480	#9 Furnace #1 Feed Prep.
S-912	135	3240	#12 Furnace -#1 Feed Prep. Heater
S-913	59	1416	#13 Furnace -#2 Feed Prep. Heater
S-915	20	480	#15Furnace -Plat former Intermediate Heater
S-916	55	1320	#16 Furnace -#1 HDS

			<u>Heater</u>
S-917	18	432	<u>#17 Furnace -#1 HDS</u>
			<u>Prefractionator</u>
			<u>Reboiler</u>
S-919	65	1560	<u>#19Furnace -#2 HDS</u>
			<u>Depentanizer Reboiler</u>
S-920	63	1512	<u>#20 Furnace -#2 HDS</u>
			<u>Charge Heater</u>
S-921	63	1512	<u>#21 Furnace -#2 HDS</u>
			<u>Charge Heater</u>
S-922	130	3120	<u>#22 Furnace -#5 Gas</u>
			<u>Debutanizer Reboiler</u>
S-926	145	3480	<u>#26 Furnace -#2</u>
			<u>Reformer Splitter</u>
			<u>Reboiler</u>
S-927	280	6720	<u>#27 Furnace -#2</u>
			<u>Reformer Heater AND</u>
			<u>Reheating</u>
S-928	20	480	<u>#28 Furnace -HDN</u>
			<u>Reactor A Heater</u>
S-929	20	480	<u>#29 Furnace -HDN</u>
			<u>ReactorB Heater</u>
S-930	20	480	<u>#30 Furnace -HDN</u>
			<u>Reactor C Heater</u>
S-931	20	480	<u>#31 Furnace</u>
			<u>-Hydrocracker Reactor</u>
			<u>1 Heater</u>
S-932	20	480	<u>#32 Furnace</u>
			<u>-Hydrocracker Reactor</u>
			<u>2 Heater</u>
S-933	20	480	<u>#33 Furnace</u>
			<u>-Hydrocracker Reactor</u>
			<u>3 Heater</u>
S-934	152	3648	<u>#34 Furnace</u>
			<u>-Hydrocracker</u>
			<u>Stabilizer Reboiler</u>
S-935	152	3648	<u>#35 Furnace</u>
			<u>-Hydrocracker</u>
			<u>Splitter Reboiler</u>
S-937	743	17832	<u>#37 Furnace -Hydrogen</u>
			<u>Plant</u>
S-950	440	10560	<u>#50 Furnace - Crude</u>
			<u>Heater @ 50 Unit</u>
S-951	30	720	<u>#51 Furnace-#2</u>
			<u>Reformer Auxiliary</u>
			<u>Reheat</u>
S-971	300	7200	<u>#53 Furnace -#3</u>
			<u>Reformer UOP Furnace</u>
S-972	45	1080	<u>#54 Furnace -#3</u>
			<u>Reformer Debutanizer</u>
			<u>Reboiler</u>
S-973	55	1320	<u>#55 Furnace-No 3 HDS</u>
			<u>Recycle Gas Heater</u>
S-974	110	2640	<u>#56 Furnace-No 3 HDS</u>
			<u>Fractionator Feed</u>

Heater

(basis: cumulative increase, Regulation 2-1-403, Bubble
Condition 4357/8077 for S917 via Application 19647)

COND# 18372 -----

Application #2209 and 16484
Plant #14628

Application 15682 (April, 2007) Initial
establishment of NOx box parameters. Delete part 4.

Application 14752 (January 2007) S-927 modification
of Part 18.

Application 16888 (April 2008) Modification of S-
913

Application 16889 (June 2008) Modification of S-951

Modified by App. 18739 (Nov 2008) Removal of S924
from Parts 27 and 31

Application 19300 (December 2008) Removed S-904
Backup CO Boiler Service

Application 18748 (December 2008) Modification of S-
919

Application 19647 (March 2009) Consolidate with
Condition 4357

Administratively Revised by Application 19874 (July
2009) Updates for Combustion Sources

Application 20359 (June 2009) Modification of S-920

Application 21072 (October 2009) Modification of S-912

Application 20259 (February 2010) Modification of S-909

Application 17470 (February 2010) Modification of S-916

Administratively Reinstated Source List, Part 3 and Part 27 by
Application 21464 (April 2010)

~~Source List has been moved to Part 27.~~

S-904 No. 6 Boiler House, Riley Stoker, Maximum Firing Rate:
775 MMBtu/hr

S-912 No. 12 Furnace F-12; Born, Maximum Firing Rate:
135 MMBtu/hr, No. 1 Feed Prep Unit Vacuum Residuum Feed

Heater with Callidus Technologies Inc. LE-
CSG-W Low NOx Burners or equivalent

S-913 No. 13 Furnace F-13; Petrochem,
Vertical Cylindrical, Maximum Firing
Rate: 59 MMBtu/hr, No. 2 Feed Prep Unit
Vacuum Residuuum Feed Heater with Callidus
Technologies Inc. LE-CSG Low NOx Burners
or equivalent

S-916 No. 1 HDS Charge Heater F-16;
Braun, Cabin; Maximum Firing Rate: 55 MMBtu/hr with Callidus
Technologies Inc.
LE-CSG-W Low NOx Burners or equivalent

S-919 No. 2 HDS Charge Heater, No. 19
Furnace, Foster Wheeler, Maximum Firing
Rate: 65 MMBtu/hr with Callidus
Technologies Inc. LE-CSG-W Low NOx
Burners or equivalent

S-920 No. 2 HDS Charge Heater, No. 20
Furnace, Foster Wheeler, Maximum Firing
Rate: 63 MMBtu/hr with Callidus
Technologies Inc. LE-CSG-W Low NOx
Burners or equivalent

S-921 No. 2 HDS Charge Heater F-21;
Foster Wheeler, Cabin; Maximum Firing
Rate: 63 MMBtu/hr with Callidus
Technologies Inc. LE-CSG-W Low NOx
Burners or equivalent

S-922 No. 5 Gas Plant Debutanizer Reboiler F-22; Petrochem,
Vertical Cylindrical; Maximum Firing Rate: 130 MMBtu/hr with
Callidus Technologies Inc.
LE-CSG-W Low NOx Burners or equivalent

S-926 No. 2 Reformer Splitter
Reboiler, No. 26 Furnace, Petrochem,
Maximum Firing Rate: 145 MMBtu/hr with
Callidus Technologies Inc. LE-CSG-W Low
NOx Burners or equivalent

S-927 No. 2 Reformer Reactor Feed Preheater F-27; Lummus
Multicell Cabin;
Maximum Firing Rate: 280 MMBtu/hr abated
by A-1431 Technip Selective Catalytic
Reduction System w Hitachi Catalyst or
equivalent

S-950 No. 50 Unit Crude Feed Heater F-
50; Alcorn, Box; 440 MMBtu/hr abated by A-
1432 Technip Selective Catalytic
Reduction System w Hitachi Catalyst or

equivalent

S-971 No. 3 Reformer Feed Preheater F-53; KTI, Multicell Box; Maximum Firing Rate: 300 MMBtu/hr abated by A-1433 Technip Selective Catalytic Reduction System w Hitachi Catalyst or equivalent

S-972 No. 3 Reformer Debutanizer Reboiler F-54; KTI, Vertical Cylindrical; Maximum Firing Rate: 45 MMBtu/hr abated by A-1433 Technip Selective Catalytic Reduction System w Hitachi Catalyst or equivalent

1. Deleted. (The fuel meter requirement is redundant with Regulation 9-10-502.2.)
2. Permittee/Owner/Operator shall ensure that each of S-912, S-913, S-916, S-919, S-920, S-921, S-922, S-926, S-927, S-950, S-971, and S-972 is fired exclusively on natural gas and/or refinery fuel gas. (basis: Regulation 9, Rule10)

~~3. Deleted. (The maximum firing rates have been consolidated in Part 27.)~~

3. Permittee/Owner/Operator shall ensure that the maximum firing rate of each source listed does not exceed the corresponding HHV maximum firing rate, based on an operating day average (the amount of fuel fired over each 24 hour day divided by 24:

Source (#)	Maximum Firing Rate (HHV)	
	(mmBtu/hr)	(mmBtu/yr)
S-912	135	1,182,600
S-913	59	516,840
S-916	55	481,800
S-919	65	569,400
S-920	63	551,880
S-921	63	551,880
S-922	130	1,138,800
S-926	145	1,270,200
S-927	280	2,452,800
S-950	440	3,854,400
S-971	300	2,628,000
S-972	45	394,200

(basis: Regulation 9, Rule 10)

4. (Deleted: Specific NOx limits should not have been applied to S-912 and S-926, since they are both regulated under Regulation 9-10-301.)
 Basis: Regulation 9-10-301.
5. Deleted. Replaced with Part 30.

6. Deleted. Replaced with Part 31.
7. Deleted. Replaced with Part 31.
8. Deleted. Replaced with Part 31.
9. Deleted. Replaced with Part 31.
10. Deleted. Replaced with Part 31.
11. Deleted. S-921 is out of service. If returned to service, this part is replaced with Part 31.
12. Deleted. NOx CEM installed on S-922.
13. Deleted. Replaced with Part 31.
14. Deleted. Replaced with Part 32.
15. Deleted. Replaced with Part 33.
16. Deleted. Replaced with Part 34.
17. Deleted. Replaced with Part 35.
18. Combustion exhaust from S-927 shall be ducted to and continuously abated by A-1431 whenever a fuel is fired at S-927, except startup and shutdown as defined by Regulation 9-10-218 and on a temporary basis for catalyst regeneration at S-1004 No. 2 Catalytic Reformer. The exhaust gasses From S-927 and A-1431 shall be measured by a District approved CEM that continuously monitors and records the emission rate of NOx, CO, and O2 in the exhaust gasses, including periods when S-927 is operated without SCR abatement. (basis: Regulation 9, Rule 10, Bubble Condition 4357/8077 via Application 19647)
19. Combustion exhaust from S-950 shall be ducted to and continuously abated by A-1432 whenever a fuel is fired at S-950 and the exhaust gasses from A-1432 shall be measured by a District approved CEM that continuously monitors and records the emission rate of NOx, CO, and O2 in the exhaust gasses. (basis: Regulation 9, Rule 10)
20. Combustion exhaust from S-971 shall be ducted to and continuously abated by A-1433 whenever a fuel is fired at S-971 and the exhaust gasses from A-1433 shall be measured by a District approved CEM that continuously monitors and

records the emission rate of NOx, CO, and O2 in the exhaust gasses. (basis: Regulation 9, Rule 10)

21. Combustion exhaust from S-972 shall be ducted to and continuously abated by A-1433 whenever a fuel is fired at S-972 and the exhaust gasses from A-1433 shall be measured by a District approved CEM that continuously monitors and records the emission rate of NOx, CO, and O2 in the exhaust gasses. (basis: Regulation 9, Rule 10)

22. For each of S-927, S-950, S-971, and S-972, ammonia slip from the SCR system abating the source shall not exceed 20 ppmv, dry, corrected to 3% oxygen. (basis: toxics)

23. Deleted. (The recordkeeping requirement is redundant with Regulation 9-10-504.)

24. Deleted. (The source test log requirement was effective until January 1, 2005, when the NOx Box recordkeeping requirements became effective.)

25. Deleted. (The fuel use recordkeeping requirement is redundant with a more stringent Regulation 9-10-504.)

26. Deleted. (S-904 no longer providing backup Coker CO Boiler service so the requirements of 9-10-304 no longer apply.)

27. The following sources are subject to the refinery-wide NOx emission rate and CO concentration limits in Regulation 9-10.

~~Permittee/Owner/Operator shall ensure that the maximum firing rate of each source listed does not exceed the corresponding HHV maximum firing rate. (Regulation 9-10-301, 303 & 305)~~

S#	Description	Maximum Permitted Firing Rate	NOx/CO CEM
S904	No. 6 Boiler House	775 mmBTU/hr	Y/Y
S908	No. 3 Crude Heater (F8)	220 mmBTU/hr	Y/N
S909	No. 1 Feed Prep Heater (F9)	145 mmBTU/hr	N/N
S912	No. 1 Feed Prep Heater (F12)	135 mmBTU/hr	N/N
S913	No. 2 Feed Prep Heater (F13)	59 mmBTU/hr	N/N
S915	Platformer Intermediate Heater	20mmBTU/hr	N/N
S916	No. 1 HDS Heater (F16)	55 mmBTU/hr	N/N
S917	No. 1 HDS Prefract Reboiler (F17)	18mmBTU/hr	N/N
S919	No. 2 HDS Heater (F19)	65 mmBTU/hr	N/N
S920	No. 2 HDS Heater (F20)	63 mmBTU/hr	N/N
S921	No. 2 HDS Heater (out of service)	63mmBTU/hr	N/N
S922	No. 5 Gas Plt Debutanizer Reblr	130mmBTU/hr	Y/N

S926, No.2 Refmr Splitter Reboiler, 145mmBTU/hr, N/N	
S927, No.2 Refmr Feed Prehtr &A1431, 280mmBTU/hr, Y/Y	
S928, HDN Reactor A Heater (F28), 20 mmBTU/hr, N/N	
S929, HDN Reactor B Heater (F29), 20 mmBTU/hr, N/N	
S930, HDN Reacator C Heater (F30), 20 mmBTU/hr, N/N	
S931, Hydrocracker Reactor 1 Heater, 20mmBTU/hr, N/N	
S932, Hydrocracker Reactor 2 Heater, 20mmBTU/hr, N/N	
S933, Hydrocracker Reactor 3 Heater, 20mmBTU/hr, N/N	
S934, Hydrocracker Stabilizer Reblr, 152mmBTU/hr, Y/N	
S935, Hydrocracker Splitter Reblr, 152mmBTU/hr, Y/N	
S937, Hydrogen Plant Heater (F37), 743 mmBTU/hr, Y/N	
S950, No.50 Unit Crude Feed Htr &A1432, 440mmBTU/hr, Y/Y	
S951, No.2 Refmr Aux Reheater, 30mmBTU/hr, N/N	
S971, No.3 Refmr UOP Furnace &A1433, 300mmBTU/hr, Y/Y	
S972, No.3 Refmr Debutanizer Rebr &A1433, 45mmBTU/hr, Y/Y	
S973, No.3 HDS Recycle Gas Heater, 55mmBTU/hr, Y/N	
S974, No.3 HDS Fractionator Feed Htr, 110mmBTU/hr, Y/N	
<u>S# Description CEM (NOx/CO)</u>	
S904 No. 6 Boiler House	Y/Y
S908 No. 3 Crude Heater	Y/N
S909 No. 1 Feed Prep Heater (F9)	N/N
S912 No. 1 Feed Prep Heater (F12)	N/N
S913 No. 2 Feed Prep Heater (F13)	N/N
S915 Platformer Intermediate Heater (F15)	N/N
S916 No. 1 HDS Heater (F16)	N/N
S917 No. 1 HDS Prefract Reboiler (F17)	N/N
S919 No. 2 HDS Heater (F19)	N/N
S920 No. 2 HDS Heater (F20)	N/N
S921 No. 2 HDS Heater (F21)(out of service)	N/N
S922 No. 5 Gas Plant Debutanizer Reboiler	Y/N
S926 No.2 Reformer Splitter Reboiler (F26)	N/N
S927 No. 2 Reformer Feed Preheater (F27) & A1431	Y/Y
S928 HDN Reactor A Heater (F28)	N/N
S929 HDN Reactor B Heater (F29)	N/N
S930 HDN Reacator C Heater (F30)	N/N
S931 Hydrocracker Reactor 1 Heater (F31)	N/N
S932 Hydrocracker Reactor 2 Heater (F32)	N/N
S933 Hydrocracker Reactor 3 Heater (F33)	N/N
S934 Hydrocracker Stabilizer Reboiler(F34)	Y/N
S935 Hydrocracker Splitter Reboiler (F35)	Y/N
S937 Hydrogen Plant Heater (F37)	Y/N
S950 No. 50 Unit Curde Feed Heater (F50) & A1432	Y/Y
S951 No. 2 Reformer Aux Reheater (F51)	N/N
S971 No. 3 ReformerFeed Preheater (F53) & A1433	Y/Y
S972 No. 3 Reformer Dubtanizer Reboiler (F54) & A1433	Y/Y
S973 No. 3 HDS Recycle Gas Heater (F55)	Y/N
S974 No. 3 HDS Fract Feed Heater (F56)	Y/N

28. The owner/operator of each source with a maximum firing rate greater than 25 MMBtu/hr listed in Part 27 shall properly install,

properly maintain, and properly operate an O₂ monitor and recorder. (Regulation 9-10-502)

29. The owner/operator shall operate each source listed in Part 27, which does not have a NO_x CEM within specified ranges of operating conditions (firing rate and oxygen content) as detailed in Part 31. The ranges shall be established by utilizing data from district-approved source tests. (Reg. 9-10-502)

A. The NO_x Box for units with a maximum firing rate of 25 MMBtu/hr or more shall be established using the procedures in Part 30.

B. The NO_x Box for units with a maximum firing rate less than 25 MMBtu/hr shall be established as follows: High-fire shall be the maximum rated capacity. Low-fire shall be 20% of the maximum rated capacity. There shall be no maximum or minimum O₂.

30. The owner/operator shall establish the initial NO_x box for each source subject to Part 29. The NO_x Box may consist of two operating ranges in order to allow for operating flexibility and to encourage emission minimization during standard operation. (Regulation 9-10-502) The procedure for establishing the NO_x box is:

A. Conduct district approved source tests for NO_x and CO, while varying the oxygen concentration and firing rate over the desired operating ranges for the furnace;

B. Determine the minimum and maximum oxygen concentrations and firing rates for the desired operating ranges (Note that the minimum O₂ at low-fire may be different than the minimum O₂ at high-fire. The same is true for the maximum O₂). The owner/operator shall also verify the accuracy of the O₂ monitor on an annual basis.

C. Determine the highest NO_x emission factor (lb/MMbtu) over the preferred operating ranges while maintaining CO concentration below 200 ppm; the owner/operator may choose to use a higher NO_x emission factor than tested.

D. Plot the points representing the desired operating ranges on a graph. The resulting polygon(s) are the NO_x Box, which represents the allowable operating range(s)

for the furnace under which the NOx emission factor from part 31a is deemed to be valid.

1)The NOx Box can represent/utilize either one or two emission factors.

2)The NOx Box for each emission factor can be represented either as a 4- or 5-sided polygon The NOx box is the area within the 4- or 5-sided polygon formed by connecting the source test parameters that lie about the perimeter of successful approved source tests. The source test parameters forming the corners of the NOx box are listed in Part 31.

E. Upon establishment of each NOx Box, the owner/operator shall prepare a graphical representation of the box. The representation shall be made available on-site for APCO review upon request. The box shall also be submitted to the BAAQMD with permit amendments.

31.Except as provided in part 31B & C, the owner/operator shall operate each source within the NOx Box ranges listed below at all times of operation. This part shall not apply to any source that has a properly operated and properly installed NOx CEM. (Regulation 9-10-502)

A. NOx Box ranges

Source No./|Emission Factor (lb/MMBtu)/Min O2 at Low Firing(O2% , MMBtu/hr)/Max O2 at Low Firing(O2% , MMBtu/hr)/Min O2 at High Firing(O2% , MMBtu/hr)/Mid O2 at Mid/High Firing (polygon)(O2% , MMBtu/hr)/Max O2 at High Firing(O2% , MMBtu/hr)

909/0.146/9.5, 27.46/11.7, 30.67/2.1, 83.60/3.1, 67.35/5.7, 76.49

909/0.148/11.7, 30.67/11.2, 61.81/2.1, 83.60/5.7, 76.49/7.3, 79.58

912/0.027/2.1, 60.50/4.1, 49.80/1.9, 101.51/4.0, 104.13/5.4, 100.24

912/0.034/4.1, 49.80/7.0, 57.57/5.4, 100.24/N/A/6.5, 99.68

913/0.033/1.2, 19.89/3.0, 14.80/1.5, 39.10/2.1, 15.53/3.6, 39.45

913/0.033/3.0, 14.80/4.5, 15.86/3.6, 39.45/N/A/4.2, 39.50

915/0.143/0, 3.85/8.0, 3.85/0, 20.00/N/A/8.0, 20.00

915/0.098/8.0, 3.85/>8.0, 3.85/8.0, 20.00/N/A/>8.0,
20.00

916/0.090/5.7, 9.53/9.3, 9.17/5.4, 30.00/N/A/7.1,
34.00

916/0.102/9.3, 9.17/10.6, 24.64/7.1,
34.00/N/A/10.4, 33.11

917/0.061/0, 3.60/-, 3.6/0, 18.00/N/A/-, 18.00

919/0.047/3.9, 23.30/9.5, 21.1/6.6, 58.76/9.2,
39.12/8.0, 60.68

919/0.056/9.2, 39.12/9.5, 21.10/8.0,
60.68/N/A/10.1, 47.20

920/0.046/5.0, 24.84/7.7, 17.86/6.7, 55.12/7.1,
15.34/8.0, 60.26

920/0.055/7.7, 17.86/10.8, 27.53/8.0,
60.26/N/A/10.0, 45.15

926/0.032/1.8, 32.81/6.0, 40.89/2.9, 126.72/4.4,
32.81/3.9, 131.59

926/0.037/6.0, 40.89/7.0, 77.89/3.9,
131.59/N/A/4.2, 122.33

928/0.044/0.0, 4.00/< 6.0, 4.00/0.0, 20.00/N/A/<
6.0, 20.00

928/0.073/6.0, 4.00/> 6.0, 4.00/6.0, 20.00/N/A/>
6.0, 20.00

929/0.024/0.0, 4.00/< 6.0, 4.00/0.0, 20.00/N/A/<
6.0, 20.00

929/0.087/6.0, 4.00/> 6.0, 4.00/6.0, 20.00/N/A/>
6.0, 20.00

930/0.033/0.0, 4.00/< 6.0, 4.00/0.0, 20.00/N/A/<
6.0, 20.00

930/0.077/6.0, 4.00/> 6.0, 4.00/6.0, 20.00/N/A/>
6.0, 20.00

931/0.034/0.0, 4.00/< 9.0, 4.00/0.0, 20.00/N/A/<
9.0, 20.00

931/0.073/9.0, 4.00/> 9.0, 4.00/9.0, 20.00/N/A/>
9.0, 20.00

932/0.037/0.0, 4.00/< 4.0, 4.00/0.0, 20.00/N/A/<
4.0, 20.00

932/0.053/4.0, 4.00/> 4.0, 4.00/4.0, 20.00/N/A/>
4.0, 20.00

933/0.035/0.0, 4.00/< 5.0, 4.00/0.0, 20.00/N/A/<
5.0, 20.00

933/0.050/5.0, 4.00/>5.0, 4.00/5.0, 20.00/N/A/>
5.0, 20.00

951/0.143/5.2, 2.68/9.2, 2.21/4.2, 7.78/8.3,
19.3/14.1, 12.7

951/0.175/12.1, 0.78/13.6, 1.73/9.2, 2.21/N/A/14.1,
12.7

The limits listed above are based on a calendar day averaging period for both firing rate and O₂%.

- B. Part 31A. does not apply to low firing rate conditions (i.e., firing rate less than or equal to 20% of the unit's rated capacity), during startup or shutdown periods, or periods of curtailed operation (ex. During heater idling, refractory dryout, etc.) lasting 5 days or less. During these conditions the means for determining compliance with the refinery wide limit shall be accomplished using the method described in 9-10-301.2 (i.e. units out of service & 30-day averaging data).
- C. Part 31A. does not apply during any source test required or permitted by this condition. (Reg. 9-10-502). See Part 33 for the consequences of source test results that exceed the emission factors in Part 31.

32.NOx Box Deviations (Regulation 9-10-502)

- A. The owner/operator may deviate from the NOx Box (either the firing rate or oxygen limit) provided that the owner/operator conducts a district approved source test which reasonably represents the past operation outside of the established ranges. The source test representing the new conditions shall be conducted no later than the next regularly scheduled source test period, or within eight months, whichever is sooner. The source test results will establish whether the source was operating outside of the emission factor utilized for the source. The source test

results shall be submitted to the district source test manager within 45 days of the test. The owner/operator may request, and the APCO may grant, an extension of 15 days for submittal of results. As necessary, a permit amendment shall be submitted.

1. Source Test \leq Emission Factor

If the results of this source test do not exceed the higher NO_x emission factor in Part 31, or the CO limit in Part 35, the unit will not be considered to be in violation during this period for operating out of the "box."

- a. The facility may submit an accelerated permit program permit application to request an administrative change of the permit condition to adjust the NO_x Box operating range(s), based on the new test data.

2. Source Test $>$ Emission Factor

If the results of this source test exceed the permitted emission concentrations or emission rates then the actions described below must be followed:

- a. Utilizing measured emission concentration or rate, the owner/operator shall perform an assessment, retroactive to the date of the previous source test, of compliance with Section 9-10-301. The unit will be considered to have been in violation of 9-10-301 for each day the facility was operated in excess of the refinery wide limit.
- b. The facility may submit a permit application to request an alteration of the permit condition to change the NO_x emission factor and/or adjust the operating range, based on the new test data.

B. Reporting - The owner/operator must report conditions outside of box within 96 hours of occurrence.

33. For each source subject to Part 29, the owner/operator shall conduct source tests on the schedule listed below. The source tests are performed in order to measure NO_x, CO, and O₂ at the as-found firing rate, or at conditions reasonably specified by the APCO. The source

test results shall be submitted to the district source test manager within 45 days of the test. The owner/operator may request, and the APCO may grant, an extension of 15 days for submittal of results.

(Reg.9-10-502)

A. Source Testing Schedule

1.Heater < 25 MMBtu/hr

One source test per consecutive 12 month period. The time interval between source tests shall not exceed 16 months.

2.Heaters => 25 MMBtu/hr

Two source tests per consecutive 12 month period. The time interval between source tests shall not exceed 8 months and not be less than 5 months apart.

The source test results shall be submitted to the district source test manager within 45 days of the test. (Reg.9-10-502)

3.If a source has been shutdown longer than the period allowed between source testing periods (e. g. <25 MMBtu/hr-> 12 mos or > 25 MMBtu/hr - > 8 mos), the owner/operator shall conduct the required source test within 30 days of start up of the source.

B.Source Test Results > NOx Box Emission Factor

If the results of any source test under this part exceed the permitted concentrations or emission rates the owner/operator shall follow the requirements of Part 32A2 If the owner/operator chooses not to submit an application to revise the emission factor, the owner/operator shall conduct another Part 33 source test, at the same conditions, within 90 days of the initial test.

34.For each source listed in Part 27 with a NOx CEM installed, that does not have a CO CEM installed, the owner/operator shall conduct semi-annual district approved CO source tests at as-found conditions. The time interval between source tests shall not exceed 8 months. District conducted CO emission tests associated with District-conducted NOx CEM field accuracy tests may be substituted for the CO semi-annual source tests. (Regulation 9-10-502, 1-522)

35. For any source listed in Part 27 with a maximum firing limit greater than 25 MMBtu/hr for which any two source test results over any consecutive five year period are greater than or equal to 200 ppmv CO at 3% O₂, the owner/operator shall properly install, properly maintain, and properly operate a CEM to continuously measure CO and O₂. The owner/operator shall install the CEM within the time period allowed in the District's Manual of Procedures. (Regulation 9-10-502, 1-522)
36. In addition to records required by 9-10-504, the facility must maintain records of all source tests conducted to demonstrate compliance with Parts number 27 and 31. These records shall be kept on site for at least five years from the date of entry in a District approved log and be made available to District staff upon request. (Recordkeeping, Regulation 9-10-504)

Application **21711**, Amendment to Address Administrative Appeal Items

ENGINEERING EVALUATION
Tesoro Refining and Marketing Company
PLANT NO. 14628
APPLICATION NO. 21711

BACKGROUND

As part of the Title V renewal efforts, Tesoro Refining and Marketing Company is submitting several applications to clarify, correct and/or clean up the permit. This is one of those applications, an administrative change in conditions, to address various permit conditions that were contained in the Tesoro Appeal of the Rev 4 Title V permit. In addition, Tesoro included in this application additional administrative changes to conditions resulting from the comprehensive review of the Title V permit.

Many of these items are similar to previous administrative applications and were simply unintentional omissions. There are other permit conditions that are not omissions and this evaluation addresses them in detail. The conditions and sources subject to this application are summarized in the following table:

<u>Condition</u>	<u>Source</u>	<u>Description</u>	<u>Ap'n Item No.</u>	<u>Appeal No.</u>	<u>Change Description and Rationale Case</u>
1910	S-1007	Hydrocracker	19	N/A	Delete Parts 3 & 4. Permanent repairs for the leaks were made in 2009 (D)
3996	S-699	API Separator Recovered Oil Tank	18	N/A	Delete Parts 1-4 completed Authority to Construct design requirements. (B)
8077	S-848	Merox Unit	14	N/A	Revise Part B6B and Delete Part B6D for this out of service unit. (D)
8077	S-850	No 3 HDS Unit	2	101	Delete Parts A10, A12, and A13 completed Fugitive component design requirements (B) Delete Part A11, Final fugitive count (A)
	S-908	No 3 Crude Heater	3	102	Delete Part A14 which is redundant with

<u>Condition</u>	<u>Source</u>	<u>Description</u>	<u>Ap'n Item No.</u>	<u>Appeal No.</u>	<u>Change Description and Rationale Case</u>
	S-1009	Alkylation Unit			Regulation 8, Rule 18 Equipment Leaks (C)

<u>Condition</u>	<u>Source</u>	<u>Description</u>	<u>Ap'n Item No.</u>	<u>Appeal No.</u>	<u>Change Description and Rationale</u>
10696	S-656	Foul Water Stripper Charge Tank	13	N/A	Delete Part 4, Final fugitive count and offset adjustment requirements. See detailed rationale below. (A)
	S-658	Foul Water Stripper Charge Tank			
11609	A-40	Thermal Oxidizer	4	121	Delete Part A3, initial source test (B)
	A-41	Thermal Oxidizer	5	122	A-41 no longer in service. Delete Parts B1 through B6 and revise B6A. (D)
	A-42	Thermal Oxidizer	6	123	Delete Part C3, initial source test (B)
	A-43	Thermal Oxidizer	7	124	Delete Part D3, initial source test (B)
12016	Various	Clean Fuels Project	12	128	Delete Parts 9.1.5 and 9.1.6 completed Authority to Construct requirements (B)
				N/A	Delete Part 9.2.3 and 9.2.4 reporting. See detailed Rationale below. (E)
				N/A	Delete Part 9.3 completed final project Offset adjustments. See detailed rationale below. (A)
				131	Delete Part 9.4.4 final fugitive count requirement and offset adjustment. See detailed rationale below. (A)
				132	Delete Part 9.5 Fuel gas limits. See detailed rationale below. (E)
				N/A	Delete Parts 9.10.1 and 9.10.2 final fugitive count and project toxic risk. See detailed rationale below. (A)

<u>Condition</u>	<u>Source</u>	<u>Description</u>	<u>Ap'n Item No.</u>	<u>Appeal No.</u>	<u>Change Description and Rationale</u>
					Delete Parts 9.11.1, 9.11.2 and 9.11.3 Refinery Cap Revisions. See detailed rationale below. (E)
14905	S-32102	Fugitives from new pipelines	8	137	Delete Part 1 which is redundant with Regulation 8, Rule 18 Equipment Leaks (C), and delete Parts 2&3 completed Fugitive component design requirements. (B)
17477	S-1462	External Floating Roof Tank	9	140	Delete B-part of condition. S-1462 was never constructed. (D)
19197	S-1473	Mercaptan Storage Tank	17	N/A	Delete Parts 3&4, Final fugitive count and offset adjustment requirements. See detailed rationale below. (A)
19199	S-975	No 4 Gs Plant Cooling Tower	10	146	Delete Part D2, completed initial source test. (B)
	S-982	No 2 HDS Unit Cooling Tower			Delete Part E2, completed initial source test. (B)
19528	S-955	No 4 Gas Plant IC Engines	11	150	Delete Parts 8 and 8A. Monitoring requirements of Regulation 9-8 more stringent. (C)
	S-956				
	S-957				
	S-958				
	S-959				
	S-960				
	S-1416	Spent Acid Storage Tank	1	81	Delete S1416 from Parts 10 and 10A. S-1416 not subject to Regulation 8-2. (D)

A. Completed Final Fugitive Counts

The following permit conditions require the owner/operator to submit a final fugitive component count to the District. If the final count results in an increase in emissions, then offsets need to be adjusted. Similar changes were approved in Application 18861.

Condition	Application	Date of Final Count	Offsets Adjusted?	Comments
8077-A11	3318	N/A	N/A	Tosco accepted the refinery cap as the emission limit after the project, which had the effect of no emission increase. A final fugitive count would not impact emissions under this strategy.
10696-4	12205	Provided with this Application	Completed in the listed Applications	Previously denied in Application 18861 because there was no record of final counts and Offset adjustments.
12016-9.3, 9.4.4, 9.10.1 and 9.10.2.	10912			
19197-3, 4	2298			

Final Offset adjustments for Applications 2298, 10912 and 12205 were made in 2010.

B. Completed Authority to Construct (AC) Design Requirements

The following conditions have been satisfied and will be deleted. They should have been removed once the project was completed and the Permit to Operate was granted. Similar changes were approved in Applications 18861.

Condition	Application	Date Permit Granted	Description of Authority to Construct Requirement
3996-1	2253	8/1/89	Roof vents vapor tight
3996-2	2253	8/1/89	PV relief valve vapor tight with +- 1.0 “ H2O set point
3996-3	2253	8/1/89	Pressure regulator set point 0.5” H2O

Condition	Application	Date Permit Granted	Description of Authority to Construct Requirement
3996-4	2253	8/1/89	Vacuum regulator set point 0.5” H2O vacuum
8077-A10	3318	5/5/95	“Low emission” valve design criteria
8077-A12	3318	5/5/95	“Low emission” pump design criteria
8077-A13	3318	5/5/95	Magnetic Pump equivalent installed.
11609-A3	13815	8/1/98	Thermal Oxidizer Initial Source Test conducted 12/9/94
11609-C3	14432	12/28/94	Thermal Oxidizer Initial Source Test requirement completed.
11609-D3	14432	12/28/94	Thermal Oxidizer Initial Source Test requirement completed.
12016-9.1.5	10912	8/1/01	District Source Test Division prior approval of Source Tests
12016-9.1.6	10912	8/1/01	District Source Test Division prior approval of CEMs.Installation.
14905-2	17340	6/3/99	Pump Design Requirements.
14905-3	17340	6/3/99	Valve Design Requirements.
19199-D2	2508	7/28/05	Cooling Tower Initial Source Test conducted 6/02/03.
19199-E2	2508	7/28/05	Cooling Tower Initial Source Test conducted 6/02/03.

C. Permit Conditions that are Redundant with District Regulations

The following permit conditions are redundant with the requirements of Regulation 8, Rule 18, Equipment Leaks, or the requirements of Regulation 8, Rule 28, Episodic Releases From Pressure Relief Devices At Petroleum Refineries And Chemical Plants, or the District Regulations are more stringent. (Reference to Regulation 8, Rule 25 is obsolete because this regulation was deleted January 7, 1998.)

Condition	Application	Date Permit Granted	Description of Permit Condition	Redundant with
8077-A14	3318	5/5/95	Implement Inspection and Maintenance Program per 8-18, 8-25 and 8-28	Regulation 8, Rule 18 Rule 25 and Rule 28
14905-1	17340	6/3/99	Implement Inspection and Maintenance Program per 8-18 and 8-25.	Regulation 8, Rule 18 and Rule 25
19528-8&8A	N/A	N/A	Engine source test requirements every other year	Regulation 9, Rule 8 quarterly testing more stringent.

D. Permit Conditions No Longer Applicable

The following permit conditions are no longer applicable.

Condition	Application	Date Permit or Exemption Granted, or AC Cancelled	Description of Permit Condition	Reason No Longer Applicable
1910-3 & 4	15944 & 16850	5/17/07 & 2/15/08	Monitoring requirements for compressor leaks	Leaks permanently repaired in 2009
8077-B6B & B6D	N/A	N/A	Throughput limit for S848 Merox Unit	S848 was removed from service in 2003
11609-B1, B2, B3, B4, B5, B6 & B6A	14138	12/6/94	Conditions for Thermal Oxidizer A-41	A-41 is out of service and demolished. Emissions now abated by A-14 Vapor Recovery System.
17477, Parts in Section 'B'	669	7/18/02	Conditions for Tank S-1462	S-1462 Tank Never Constructed and AC Allowed to Expire.

Condition	Application	Date Permit or Exemption Granted, or AC Cancelled	Description of Permit Condition	Reason No Longer Applicable
19528-10 & 10A	N/A	N/A	Source Tests for S-1416 to Demonstrate Compliance with Regulation 8, Rule 2	S-1416 Subject to Regulation 8, Rule 5, so 8-2 Source Test Not Required

E. Clean Fuels Project

Former refinery owner Tosco originally proposed the Clean Fuels Project (CFP) in 1993 via Application 10912. An Authority to Construct was granted 1/27/95. Many new combustion sources were included in this Authority to Construct. However, none of them were installed. Also included in the Authority to Construct was a modification to S-937 Hydrogen Plant Furnace. However, the original scope of the S-937 modification, which included significant changes to the firebox of the furnace, was scaled down to only installing Low NOx burners.

However, it was not clear what the history of S-937 actually is. There are many conflicting data:

- S-937 is shown as a Grandfathered source rated at 743 MMBTU/hr in the Title V permit.
- The S-937 Permit to Operate granted in 1986 Application 28789 rated the furnace at 675 MMBTU/hr
- The initial 1977 Lion Oil data form for S-937 shows the maximum fuel gas usage of 440 MMBTU/hr.

The CFP application files at both Tesoro and the District are missing, making determination of the actual history of S-937 difficult.

In 2009 Application 19874 Tesoro first proposed to remove the CFP permit conditions shown below. The rationale was that the new combustion sources were not installed so the conditions did not apply. However, the permit conditions would apply to modified sources, and since there was no clear evidence that S-937 was not modified, the proposal was denied in that application.

New information has been found. Interviews with long-time process engineers produced the following information:

- S-937 was not modified as part of the Clean Fuels Project.

- Low NOx burners were not installed until 1998 as the first pool of changes required by the Regulation 9, Rule 10 NOx Compliance Plan. This was permitted via Application 19026.
- The Application 19026 Low NOx burners did not meet the NOx guarantee stated in the manufacturer's literature.
- Second generation Low NOx burners were installed in 2002 as part of the second pool of changes required by the Regulation 9, Rule 10 NOx Compliance Plan. This was permitted via Application 2721. These are the current S-937 burners.

Therefore, the Tesoro rationale that the CFP permit conditions shown below never applied, so should be deleted is valid.

Condition	Application	Date Permit or Exemption Granted, or AC Cancelled	Description of Permit Condition	Reason No Longer Applicable
12016-9.2.3 and 9.2.4	10912	8/1/01	Monthly and Annual Reporting	No modification so no reporting triggered. (In addition, other reporting requirements (e.g. 9-10) are adequate.)
12016-9.5	10912	8/1/01	BACT and Subpart J Sulfur Limit in Fuel Gas	Since no new source was installed, and no combustion source was modified, BACT and NSPS Subpart J do not apply.
12016-9.11.1	10912	8/1/01	Adjust Refinery Emissions Cap for PM10 due to S903	The CFP S903 element was not installed.
12016-9.11.2	10912	8/1/01	Adjust Refinery Emissions Cap for POC due to S773 and S774.	The CFP S773 and S774 element was not installed.
12016-9.11.3	10912	8/1/01	Adjust Refinery Emissions Cap due to S937	The CFP S937 element was not installed.

EMISSIONS SUMMARY

There are no increases in emissions associated with this application. This application only cleans up permit conditions to remove redundant and obsolete conditions. Emission increases due to final fugitive counts were handled with amendments to those original applications.

STATEMENT OF COMPLIANCE

There will be no change in the compliance of the associated equipment. All sources will remain in compliance with applicable regulations, including Regulation 8, Rule 18 and Rule 28.

This application is exempt from CEQA per 2-1-312.1: Permit applications to modify permit conditions for existing or permitted sources or facilities that do not involve any increases in emissions or physical modifications.

This application does not trigger BACT, NSPS, Toxics, Offsets NESHAPS and PSD.

PERMIT CONDITIONS

The changes to the permit conditions follow this evaluation.

RECOMMENDATION

It is recommended that an Administrative Change in Conditions be granted to Tesoro for:

<u>Condition</u>	<u>Source</u>	<u>Description</u>	<u>Ap'n Item No.</u>	<u>Appeal No.</u>
1910	S-1007	Hydrocracker	19	N/A
3996	S-699	API Separator Recovered Oil Tank	18	N/A
8077	S-848	Merox Unit	14	N/A
8077	S-850	No 3 HDS Unit	2	101
	S-908 S-1009	No 3 Crude Heater Alkylation Unit	3	102
10696	S-656	Foul Water Stripper Charge Tank	13	N/A

<u>Condition</u>	<u>Source</u>	<u>Description</u>	<u>Ap'n Item No.</u>	<u>Appeal No.</u>
	S-658	Foul Water Stripper Charge Tank		
11609	A-40	Thermal Oxidizer	4	121
	A-41	Thermal Oxidizer	5	122
	A-42	Thermal Oxidizer	6	123
	A-43	Thermal Oxidizer	7	124
12016	Various	Clean Fuels Project	12	128
				N/A
				131
				132
		N/A		
14905	S-32102	Fugitives from new pipelines	8	137
17477	S-1462	External Floating Roof Tank	9	140
19197	S-1473	Mercaptan Storage Tank	17	N/A
19199	S-975	No 4 Gs Plant Cooling Tower	10	146
	S-982	No 2 HDS Unit Cooling Tower		
19528	S-955	No 4 Gas Plant IC Engines	11	150
	S-956			
	S-957			
	S-958			
	S-959			
	S-960			
	S-1416	Spent Acid Storage Tank	1	81

By: _____
Arthur Valla
Senior Air Quality Engineer

_____ May 5, 2010

PERMIT CONDITIONS

The following Permit Condition will be revised as shown.

COND# 1910 -----

S1007 Hydrocracker Unit 2nd Stage
S1008 Hydrocracker Unit 1st Stage

Permit Condition 1910
Application #548

Hydrocracker Expansion Project Permit Conditions (S-1007)
and (S-1008)
Application 15944 (May 2007): S-1007 Isocracker Unit: IIR
Compressor Leak Control Measure to install a shroud/clamp to
capture compressor leaks and route gases to the flare gas
recovery header. Add inspection requirements for the
shroud/clamp.

Application 16850 (February 2008): S-1007 Isocracker Unit:
HIR Compressor Leak Control Measure to install a
shroud/clamp to capture compressor leaks and route gases to
the flare gas recovery header. Add inspection requirements
for the shroud/clamp.

Administratively Changed by Applicatin 18861 (June 2009)
Removed completed parts and parts redundant with District
Regulations

Administratively Changed by Application 21711 (May 2010). Deleted Parts 3
and 4. Leaks permanently repaired.

1. Deleted. (No pressure relief valves associated with
this project vent to atmosphere)
2. Deleted. (Completed. All pumps and compressors have
double mechanical seals with a barrier fluid, or equivalent,
and all new compressors must meet applicable New Source
Performance Standards.)
3. Deleted (Completed. IIR Compressor leak permanently repaired and
shroud/clamp removed during 2Q09 Hydrocracker shutdown). Owner/operator shall
inspect the IIR Compressor Leak
Control Measure shroud/clamp for leaks on a monthly basis.
(Regulation 8 18 401.9)
4. Deleted (Completed. HIR Compressor leak permanently repaired and shroud/clamp
removed during 2Q09 Hydrocracker shutdown). Owner/operator shall inspect the HIR
Compressor Leak
Control Measure shroud/clamp for leaks on a monthly basis.
(Regulation 8 18 401.9)

COND# 3996 -----

S699 Tank A-699

Application # 2253 For Source # 699

Administratively Deleted by Application 21711 (May 2010)

1. Deleted. (Gas tight requirements are redundant with Regulation 8-5-307.) ~~Permittee/Owner/Operator shall ensure that all roof vents are closed with gas tight covers.
(basis: cumulative increase)~~
2. Completed. (Pressure Vacuum Valve set points are +/- 1.0" H2O). ~~Permittee/Owner/Operator shall ensure that the pressure/vacuum relief valve is gas tight and maintained in proper working order at all times.
Permittee/Owner/Operator shall ensure that the pressure and vacuum set pressures shall be + 1.0" H2O and -1.0" H2O, respectively.
(basis: cumulative increase)~~
3. Completed. (Gas discharge regulator set point is +0.5" H2O). ~~Permittee/Owner/Operator shall ensure that the pressure regulator is open at a pressure no greater than 0.5" H2O to allow vapors to be collected.
(basis: cumulative increase)~~
4. Completed. (Gas supply regulator set point is -0.5" H2O). ~~Permittee/Owner/Operator shall ensure that the vacuum regulator is open at a pressure no less than 0.5" H2O to allow repressuring gas to enter the tank vapor space.
(basis: cumulative increase)~~

COND# 8077 -----

Application 27769 The No. 3 HDS Unit (1981)

PERMIT NO. 3318 (1991): REFINERY MODERNIZATION
PROJECT PERMIT
CONDITIONS NEW PERMIT CONDITIONS FOR PERMIT NO.
3318 Permit

Application 14047: Clarify conditions to allow owner/operator to shutdown ammonia injection to A-31 SCR during both startup and shutdown of S-974 (Part A2A).

Application 19300 (December 2008) Added S-904 No. 6 Boiler House

Application 19647 (March 2009) Consolidate With

Condition 4357

Administratively Revised by Application 19874 (July 2009)
Updates for Combustion Sources

Administratively Changed by Application 21711 (May 2010) Deleted Parts A10-A14 (redundant or completed items). Revised Part B6B and deleted Part B6D (S848 out of service)

Appendices A-D

Hyperlink to Appendix A to go here.

http://www.baaqmd.gov/~media/Files/Engineering/Title%20V%20Permits/B2758%209/B2758-9_2005-08_reopen_02a.ashx

Hyperlink to Appendix B to go here.

http://www.baaqmd.gov/~media/Files/Engineering/Title%20V%20Permits/B2758%209/B2758-9_2005-08_reopen_02b.ashx

Hyperlink to Appendix C to go here.

http://www.baaqmd.gov/~media/Files/Engineering/Title%20V%20Permits/B2758%209/B2758-9_2005-08_reopen_02c.ashx

Hyperlink to Appendix D to go here.

http://www.baaqmd.gov/~media/Files/Engineering/Title%20V%20Permits/B2758%209/B2758-9_2005-08_reopen_02d.ashx

S57 Tank A-57

S323 Tank A-323

~~S848 FCCU Mercox Unit~~

S850 No. 3 HDS Unit

S901 No. 7 Boiler

S904 No. 6 Boiler House

S908 No. 3 Crude Heater (F8)

S909 No. 1 Feed Prep Heater (F9)

S912 No. 1 Feed Prep Heater (F12)

S913 No. 2 Feed Prep Heater (F13)

S915 Platformer Intermediate Heater (F15)

S916 No. 1 HDS Heater (F16)

S917 No. 1 HDS Prefract Reboiler (F17)

S919 No. 2 HDS Depent Reboiler (F19)

S920 No. 2 HDS Charge Heater (F20)

S921 No. 2 HDS Charge Heater (F21)

S928 HDN Reactor A Heater (F28)

S929 HDN Reactor B Heater (F29)

S930 HDN Reactor C Heater (F30)

S931 Hydrocracker Reactor 1 Heater (F31)

S932 Hydrocracker Reactor 2 Heater (F32)

S933 Hydrocracker Reactor 3 Heater (F33)

S934 Hydrocracker Stabilizer Reboiler (F34)

S935 Hydrocracker Splitter Reboiler (F35)

S937 Hydrogen Plant Heater (F37)
S951 No. 2 Reformer Aux Reheater (F51)
S952 Internal Combustion Engine
S953 Internal Combustion Engine
S954 Internal Combustion Engine
S955 Internal Combustion Engine
S956 Internal Combustion Engine
S957 Internal Combustion Engine
S958 Internal Combustion Engine
S959 Internal Combustion Engine
S960 Internal Combustion Engine
S963 Gas Turbine 177
S971 No. 3 Reformer UOP Furnace (F53)
S972 No. 3 Reformer Debutanizer Reboiler (F54)
S973 No. 3 HDS Recycle Gas Heater (F55)
S974 No. 3 HDS Fract Feed Heater (F56)
S1009 Alkylation Unit

A2A. For S-974, the total start-up or shutdown period during which S-974 may be operated without ammonia injection at A-31, No. 3 HDS Selective Catalytic Reduction Unit, shall not exceed 72 hours per start-up or shutdown. For S-974, the total combined start-up and shutdown time shall not exceed 144 hours during any rolling 12 consecutive month period. During the start up or shutdown period for S-974, NOx emissions from S-974 shall not exceed 146 pounds during any rolling 24 consecutive hour period. During the startup or shutdown period for S-974, NOx emissions from S-973 and S-974 combined (when there is one combined emission point for S-973 and S-974) shall not exceed 146 pounds during any rolling 24 consecutive hour period. For S-974, sum total NOx emissions occurring during start up and shutdown shall not exceed 876 pounds during any rolling 12 consecutive month period. NOx emissions from S-973 and S-974 combined (when there is one combined emission point for S-973 and S-974) shall not exceed 876 pounds during any rolling 12 consecutive month period.
(basis: cumulative increase, offsets)

A2B. Permittee/Owner/Operator shall begin ammonia injection at A-31 as soon as the temperature of the exhaust at the inlet of A-31 reaches 530 degrees Fahrenheit. (basis: cumulative increase, offsets)

A8. Deleted. (NOx CEM installed on S908. Semiannual CO Source Test required in Condition 18372, Part 34.)

~~A10. Completed. (All new valves in volatile hydrocarbon service or ammonia service installed for Permit 3318 were "low emission" valves as specified.) Permittee/Owner/Operator shall ensure that any new valves in volatile hydrocarbon service (i.e. handling material above 0.5 psia true vapor~~

~~pressure) or ammonia service associated with this project shall be "low emission" valves. For the purposes of this permit, "low emission" valves are one of the following: 1) live loaded valves, 2) bellows valves, 3) diaphragm valves, or 4) other valve approved by the APCO, in writing. (basis: cumulative increase)~~

A11. ~~Deleted. (Final fugitive component count not required because POC emissions Cap not changed.)~~ Permittee/Owner/Operator shall provide the District with the exact number, by unit, of new valves, flanges, pumps, compressors, and relief valves in volatile hydrocarbon service (i.e. handling material above 0.5 psia vapor pressure) prior to the issuance of the permit to operate. (basis: cumulative increase)

A12. ~~Deleted. (Completed. All new pumps in volatile hydrocarbon service installed for Permit 3318 were Any new pumps in volatile hydrocarbon service (i. e. handling material above 0.5 psia vapor pressure) or ammonia service associated with this project shall have double mechanical seals with a barrier fluid which either: 1) is at a higher pressure than the seal pressure, or 2) is vented to a closed system, or 3) shall install an equivalent sealing system approved by the APCO. (basis: cumulative increase, BACT, offsets)~~

A13. ~~Completed. (Permittee/Owner/Operator shall installed at least one magnetically-driven pump or equivalent equipment approved by the APCO. (basis: cumulative increase, offsets, BACT)~~

A14. ~~Completed. (Permittee/Owner/Operator shall has implemented an inspection and maintenance program for all pumps, compressors, valves, and flanges associated with this project in accordance with District Regulations 18, 25, and 28) with the following revisions:~~

~~a. All accessible pumps, compressors, valves, and flanges shall be subject to quarterly inspection and maintenance criteria;~~

~~b. The leak limitation shall be 1,000 ppm (expressed as methane) measured above background, 1 cm from the source;~~

~~c. Within 7 days of detection, all leaks shall be repaired or minimized in accordance with the above referenced Regulations. (basis: Regulation 8 18, Regulation 8 25, Regulation 8 28)~~

[Remainder of Condition 8077 unchanged until Part B6]

B6. Process Unit Design.

B6A. The design feed rate to the Ammonia Recovery Plant shall be at least 75 tons/day. (basis: cumulative increase)

B6B. The following process unit design rates reflect the design and specifications outlined in the Permit application and were used to calculate allowable emissions from the modified Refinery:

UNIT	DESIGN PROCESS RATE
#3 HDS Unit, S-850	70,000 barrels/stream day
Mercox Unit, S 848	55,000 barrels/stream day

These units shall be designed and built in accordance with the above specifications, and total annual emissions caused by these units shall not exceed the amount that would be produced if the unit were operated at no more than the above design process rates. (basis: cumulative increase, offsets)

B6C. The No. 3 HDS Unit (S-850) shall not process more than 70,000 barrels per stream day. (basis: cumulative increase, offsets)

~~B6D. The FCCU Mercox Unit (S 848) shall not process more than 55,000 barrels per stream day. (basis: cumulative increase, offsets)~~

[Remainder of Condition 8077 unchanged]

COND# 10696 -----

Application 12205. Modified Permit conditions to reflect the new changes in the Foul Water Stripper Charge System

Administratively Changed by Application 18861 (June 2009)
Removed completed parts and parts redundant with District Regulations

Administratively Changed by Application 21711 (May 2010) Deleted Part 4.

- S529 Tank A-529
- S530 Tank A-530
- S656 Tank A-846
- S658 Tank A-847
- S815 No. 1 Feed Prep Unit
- S816 No. 2 Feed Prep Unit
- S817 No. 3 Crude Unit

1. Volatile organic compound emissions from sources S-815,

S-816, S-817, S-529, S-530, S-656, and S- 658 shall be abated at all times by the vapor recovery system A-12 operating in conjunction with the No. 5 Gas Plant and the refinery flare gas recovery system, with an overall abatement efficiency of at least 95%. (basis: Regulation 1-301, toxics)

2. Deleted. (Redundant with Regulation 8, Rule 18)

3. Deleted. (Completed. All new hydrocarbon vapor, pressure relief valves associated with this project are vented to the refinery flare gas recovery system.

~~4. Deleted. (Final fugitive count submitted January 22, 1999 and additional offsets provided in 2010 via Application 12205) Permittee/Owner/Operator shall submit a final count of all new pumps, compressors, valves, and flanges within 30 days of start up of S 656 and S 658. Permittee's cumulative increase in emissions shall be adjusted if there is an increase in total emissions to reflect the difference between emissions based on predicted versus actual component counts. Permittee/Owner/Operator shall provide to the District any required additional offsets, at the offset ratio triggered at the time of S 656 and S 658 permit issuance, for any adjusted cumulative which results in an increase in emissions. (basis: cumulative increase, offsets)~~

COND# 11609 -----

S32103 Fugitive Components Compressor Seals and Pump Seals

Permit conditions for Plant ~~146283~~, A-40 to abate fugitive Emissions from 6 existing pumps, serving gasoline to pipelines in Tract 6: (application 13815)

~~Administratively Changed by Application 21711 (May 2010). Deleted Parts A3, C3 and D3 (completed flowrate tests) and Parts B1 through B6 (A41 is out of service). Revised B6A.~~

A1. The Electric Thermal Oxidizer, A-40, shall have a minimum VOC destruction efficiency of 95% by weight, minimum of 0.5 second residence time, and minimum operating temperature of 1400oF.
(basis: cumulative increase, toxics)

~~A~~B2. The Electric Thermal Oxidizer, A-40, shall have a continuous temperature monitor. Each pump duct shall have a flow indicator.
(basis: cumulative increase, toxics)

~~A~~A3. Completed (Source Test conducted 12/9/1994; reported to BAAQMD on 12/20/1994). To verify compliance with Condition Nos. 1 and 2 above, the owner/operator of A 40 shall perform a District approved source test within 60 days of start up. The

~~_____ result shall be reported to the District no later than
_____ 30 days from the date of the test.
_____ (basis: cumulative increase, toxics)~~

~~DA4.~~ Permittee/Owner/Operator shall provide the District with notice 7 days in advance of connecting/removing a pump to A-40. The notice shall include the location of the pump and its identification number. In no case shall the total number of pumps connected to A-40 exceed 20.
(basis: cumulative increase, toxics)

~~DA5.~~ When A-40 is in operation, the owner/operator of A-40 shall:

- a. Record in a District approved log the date and time that pump seal vapors are abated by A-40.
- b. Monitor twice daily and record in a District approved log the operating temperature of A-40. Records shall be kept on site and made available for District inspection and be retained for at least 5 years from the date on which the record was made.

(basis: cumulative increase)

Permit conditions for plant ~~146283~~, either A-41 or A-14 to abate fugitive emissions from 8 existing pumps, serving Alkylation Unit, (application 14138):

~~B1. Deleted. (A41 is no longer in operation; VOC destruction efficiency of A14 Vapor Recovery System to Gas Plant and 40# Refinery Fuel Gas System does not need to be specified).The Electric Thermal Oxidizer, A 41, and Vapor Recovery System, A 14, shall have a minimum VOC destruction efficiency of 95% by weight. The Electric Thermal Oxidizer A 41 shall maintain a minimum of 0.5 second residence time, and minimum operating temperature of 1400oF.
_____ (basis: cumulative increase, offsets)~~

~~B2. Deleted. (A41 is no longer in operation).The Electric Thermal Oxidizer, A 41, shall have a continuous temperature monitor. Each pump duct shall have a flow indicator.
_____ (basis: cumulative increase, offsets)~~

~~B3. Deleted. (A41 is no longer in operation).To verify compliance with Condition Nos. 1 and 2 above, the owner/operator of A 41 shall perform a District approved source test within 60 days of start up. The result shall be reported to the District no later than 30 days from the date of the test.
_____ (basis: cumulative increase, offsets)~~

~~B4. Deleted. (A41 is no longer in operation).Permittee/Owner/Operator shall provide the District with notice 7 days in advance of connecting/removing a pump to A 41. The notice shall include the location of the~~

~~_____ pump and its identification number. In no case shall
_____ the total number of pumps connected to A-41 exceed 20.
_____ (basis: cumulative increase, offsets)~~

~~B5. Deleted. (A-41 is no longer in operation). When either A-41 or A-14
is in operation, the~~

~~_____ owner/operator of A-41 and A-14 shall:~~

~~_____ a. Record in a District approved log the date and time
_____ that pump seal vapors are switched from A-41 to A-
_____ 14, or vice versa.~~

~~_____ b. Monitor twice daily and record in a District
_____ approved log the operating temperature of A-41.
_____ Records shall be kept on site and made available for
_____ District inspection and be retained for at least 5
_____ years from the date on which the record was made.~~

~~_____ (basis: cumulative increase, offsets)~~

~~B6. Deleted. (Each If A-41 is taken out of service pursuant to permit
_____ application #3447 each of the 8 pumps' single seals
_____ shall ~~were~~ be replaced with District approved dual mechanical
_____ seals with a barrier fluid and operated such that the
_____ barrier fluid pressure is higher than the process liquid
_____ pressure).~~

~~_____ (basis: cumulative increase, Reg. 8-18, BACT)~~

~~B6A. If A-41 is taken out of service pursuant to permit
_____ application #3447, Permittee/Owner/Operator shall ensure
_____ that total organic compound emissions from each Alkylation Unit dual
seal pump vented to the A14 vapor recovery system does
_____ not exceed 100 ppm, subject to the leak repair
_____ provisions of Regulation 8, Rule 18.~~

~~_____ (basis: cumulative increase, Reg. 8-18, BACT)~~

Permit conditions for plant ~~146283~~, A-42 to abate fugitive
emissions from 8 existing pumps, serving Hydrocracker Unit,
(application 14432):

C1. The Hydrocracker Electric Thermal Oxidizer, A-42, shall
have a minimum VOC destruction efficiency of 95% by
weight. The Electric Thermal Oxidizer A-42 shall
maintain a minimum of 0.5 second residence time, and
minimum operating temperature of 1400oF.

(basis: cumulative increase, offsets)

C2. The Electric Thermal Oxidizer, A-42, shall have a
continuous temperature monitor. Each pump duct shall
have a flow indicator.

(basis: cumulative increase, offsets)

~~C3. Completed. (Source Test conducted within 60 days of startup as
specified). To verify compliance with Condition Nos. 1 and 2 above,
_____ the owner/operator of A-42 shall perform a District
_____ approved source test within 60 days of start up. The
_____ result shall be reported to the District no later than
_____ 30 days from the date of the test.~~

~~(basis: cumulative increase, offsets)~~

- C4. Permittee/Owner/Operator shall provide the District with notice 7 days in advance of connecting/removing a pump to A-42. The notice shall include the location of the pump and its identification number. In no case shall the total number of pumps connected to A-42 exceed 20.
(basis: cumulative increase, offsets)
- C5. When A-42 is in operation, the owner/operator of A-42 shall keep the following records:
- Record in a district approved log the date and time the pump seal vapors are abated by A-42.
 - Monitor twice daily and record in a District approved log the operating temperature of A-42. Records shall be kept on site and made available for District inspection and be retained for at least 5 years from the date on which the record was made.
- (basis: cumulative increase, offsets)

Permit conditions for plant 13, A-43 to abate fugitive Emissions on 5 existing pumps, serving Tract 3, (application 14432):

- D1. The Electric Thermal Oxidizer, A-43, shall have a minimum VOC destruction efficiency of 95% by weight. The Electric Thermal Oxidizer A-43 shall maintain a minimum of 0.5 second residence time, and minimum operating temperature of 1400oF.
(basis: cumulative increase, offsets)
- D2. The Electric Thermal Oxidizer, A-43, shall have a continuous temperature monitor. Each pump duct shall have a flow indicator.
(basis: cumulative increase, offsets)
- ~~D3. Completed. (Source Test conducted within 60 days of startup as specified). To verify compliance with Condition Nos. 1 and 2 above, the owner/operator of A-43 shall perform a District approved source test within 60 days of start up. The result shall be reported to the District no later than 30 days from the date of the test.
(basis: cumulative increase, offsets)~~
- D4. Permittee/Owner/Operator shall provide the District with notice 7 days in advance of connecting/removing a pump to A-43. The notice shall include the location of the pump and its identification number. In no case shall the total number of pumps connected to A-43 exceed 20.
(basis: cumulative increase, offsets)
- D5. When A-43 is in operation, the owner/operator of A-43 shall keep the following records:
- Record in a District approved log the date and time that pump seal vapors are abated by A-43. (basis:

- cumulative increase, offsets)
- b. Monitor twice daily and record in a District approved log the operating temperature of A-43. Records shall be kept on site and made available for District inspection and be retained for at least 5 years from the date on which the record was made.
(basis: cumulative increase, offsets)

Permit conditions for plant 13, A-14 to abate fugitive emissions on 10 existing pumps, serving No 1. Isomerization (application 14432):

- E1. All VOC emissions from pump seals of the ten pumps, S-32103, in the No. 1 Isomerization Unit shall be vented to and controlled at all times by the Refinery Vapor Recovery System A-14.
(basis: cumulative increase, offsets)
- E2. The No.1 Gas Plant Vapor Recovery System, A-14, shall have a minimum VOC destruction efficiency of 95% by weight.
(basis: cumulative increase, offsets)
- E3. When A-14 is in operation, the owner/operator of A-14 shall keep the following records:
 - a. The daily operating time of A-14. Records shall be kept on site and made available for District inspection and be retained for at least 5 years from the date on which the record was made.
(basis: cumulative increase, offsets)

COND# 12016 -----

Condition ID #12016
Application 10912

Administratively Revised by Application 19874 (July 2009) Updates for Combustion Sources

Administratively Revised by Application 21711 (May 2010). Delete Parts 9.1.5, 9.1.6, 9.2.3, 9.2.4, 9.3, 9.4.4, 9.5, 9.10.1, 9.10.2, 9.11.1, 9.11.2 and 9.11.3.

~~Clean Fuels Project~~
~~Permit Conditions~~

Unless specified otherwise, the following permit conditions apply only to sources installed or modified as part of the Clean Fuels Project.

9.1 Source Tests / Continuous Emission Monitors

For any source test or continuous emission monitor/recorder (CEM) required by any permit condition associated with the Clean Fuels Project, the following shall apply:

1. For the purposes of determining compliance with any of the emission limits in these Clean Fuels Project permit conditions (including emission limits with averaging times that exceed the typical source test duration), the applicable source test methods in the District's Manual of Procedures shall be sufficient for documenting compliance and non-compliance. All source testing and monitoring shall be done in accordance with the District Manual of Procedures. Written source testing protocol shall be submitted to the District Source Test Division for review and approval at least 30 days prior to conducting the source test.

(basis: cumulative increase, offsets, BACT)

2. The District Source Test Division shall be notified in writing of the date and time of any source test, at least 2 weeks prior to conducting the source test. (basis: cumulative increase, offsets, BACT)

3. The initial source tests required by these permit conditions shall be conducted according to the following schedule:
a. within 60 days of startup; or
b. within 30 days of achieving maximum production rate, if maximum production is not achieved within the first 30 days following startup, not to exceed 150 days from initial startup.

(basis: cumulative increase, offsets, BACT)

4. Written source test results shall be submitted to the District Source Test Division and the District permit engineer within 60 days of completion of the source test, unless an extension is approved by the District. In all cases, written source test results must be received by the District within 150 days of startup. (basis: cumulative increase, offsets, BACT)

~~5. Completed. Prior to construction of any source for which a source test or CEM is required,~~

~~(Permittee/Owner/Operator shall provided the location of all sampling ports, platforms, etc... to the District Source Test Division for review and approval.)~~

~~(basis: cumulative increase, offsets, BACT)~~

~~6. Completed Prior to the installation of any CEM,~~

~~(Permittee/Owner/Operator shall submitted the CEM~~

design to the District Source Test Section for review and approval.

~~(basis: cumulative increase, offsets, BACT)~~

7. Each CEM shall be installed, maintained, calibrated and operated in accordance with all applicable District regulations. Permittee/Owner/Operator shall use a computer or stripchart to record, store, and report a summary of the CEM data for the monthly report. For any CEM that is used to verify compliance with a concentration limit that is averaged over a specified time period, average concentrations shall be calculated. These average concentrations shall be summarized in the monthly report.

(basis: cumulative increase, offsets, BACT)

9.2 Record Keeping & Monthly Reporting

1. Permittee/Owner/Operator shall keep records of all necessary information to demonstrate compliance with all permit conditions associated with the Clean Fuels Project. All records shall be retained for at least two years from the date of entry, and shall be made available to the District upon request. This includes, but is not limited to, records of source test data, CEM data, fuel usage, emission calculations and fugitive component counts. Permittee/Owner/Operator shall also keep all records required by NSPS and NESHAP regulations.

(basis: cumulative increase, offsets, NSPS, NESHAP)

2. Deleted. (All information required to determine compliance was submitted March 1, 1995.)

~~3. Monthly Reporting Requirements~~

~~Fuel usage including type and amount for source:~~

~~S 937 No. 1 Hydrogen SMR Furnace, F 37~~

~~Combustion emissions for this source;~~

~~CEM data and emission calculations;~~

~~CEM indicated excesses;~~

~~Fuel gas H2S concentrations;~~

~~Breakdown requests and associated BAAQMD ID #'s. Deleted. (Monthly Reporting Requirements included in Condition 8077 and in Regulation 9, Rule 10)~~

~~4. Deleted. (Annual Reporting Requirements included in Condition 8077 and in Regulation 9, Rule 10)
Annual Reporting Requirements~~

9.3 Offsets

~~1. Deleted. (Final fugitive count and list of installed sources submitted with Application 21711 and additional offsets provided in 2010 via Application 10912) If after completion of the Clean Fuels Project, a source(s) was not constructed, the project emissions shall be adjusted and offsets provided for the source(s) shall be returned to the banking certificate; or in the case of PM10 emissions, offsets may either be returned to the Coker/No. 5 CO Boiler (S-806/S-903) emissions limit, the source from which offsets were provided, or banked. (basis: cumulative increase, offsets)~~

9.4 Fugitives

(basis: cumulative increase, offsets)

Conditions 9.4-1 through 9.4-4 for fugitive emissions apply only to POC gaseous and light-liquid services.

- ~~1. Deleted. (The Authority to Construct design requirements for fugitive components are completed.)~~
- ~~2. Deleted. (The Authority to Construct design requirement for compressors is completed.)~~
- ~~3. Deleted. (The Authority to Construct design requirement definition of light liquid service for fugitive components is no longer needed.)~~

~~4. Deleted. (Final fugitive count submitted with Application 21711 and additional offsets provided in 2010 via Application 10912. Facility is permitted to emit 21.26 tons/yr POC from the Clean Fuels Project) Total fugitive emissions from all new or modified equipment installed as a part of the Clean Fuels Project are 71.564 tpy precursor organic compounds. Permittee/Owner/Operator shall submit a count of compressors, pumps, valves, and flanges within 60 days of start up of each unit. If there is an increase in total emissions, Permittee/Owner/Operator's cumulative emissions shall be adjusted to reflect the difference between emissions based on predicted versus actual component counts. Permittee/Owner/Operator shall provide to the District any required offsets, at the offset ratio triggered at the time of permit issuance, but not less than 1.15:1.0, for any adjusted cumulative increase in emissions. Additional offsets shall be provided within 90 days of start up. Fugitive emissions shall be calculated using the fugitive emission factors~~

~~identified in the fugitive emission
calculations in Appendix B of the Engineering
Evaluation Report for Application Number
10912.
(basis: cumulative increase, toxics)~~

~~9.5 Deleted. (Fuel Gas System requirements triggered by NSPS and
BACT. Since there were no new or modified combustion sources installed,
these requirements are not applicable)Fuel Gas System~~

~~(basis: cumulative increase, toxics)~~

~~1.The refinery fuel gas burned in any Clean
Fuels Project combustion source shall be
limited to all of the following:
a. 0.1 grain/dscf (160 ppm) H₂S averaged over 3 hours
(basis: NSPS: 40 CFR 60 Subpart J),
b. 100 ppmv H₂S averaged over any consecutive 24 hour
period (basis: BACT)
c. 50 ppmv H₂S averaged over any consecutive 12-
month period; and, (basis: BACT)
d. 100 ppmv total reduced sulfur (hydrogen sulfide,
methyl mercaptan, carbon disulfide, dimethyl
sulfide, dimethyl disulfide, and carbonyl sulfide),
expressed as H₂S equivalent, averaged over any
consecutive 12 month period.
(basis: BACT)~~

~~2.Permittee/Owner/Operator shall install a
continuous gaseous fuel monitor/recorder to
determine the H₂S content of the refinery fuel
gas prior to combustion in all Clean Fuels
Project combustion sources.
combustion in all Clean Fuels Project
Permittee/Owner/Operator shall also, prior to
combustion in all Clean Fuels Project
combustion sources, install a continuous
monitor/recorder, or an alternate monitoring
method approved by the District, to measure
total reduced sulfur compounds in the refinery
fuel gas expressed as H₂S equivalent.
(basis: BACT, NSPS: 40 CFR 60 Subpart J)~~

~~3.Permittee/Owner/Operator shall calculate and
record the:
(1) 3 hour H₂S content; (2) 24 hour rolling average
H₂S content; and (3) TRS content of the refinery
fuel gas, for determining compliance with Condition
9.5 1. On a monthly basis, Permittee/Owner/Operator
shall report daily fuel consumption and the highest
3 hour and 24 hour average H₂S content of the
refinery fuel gas, for combustion sources
associated with the Clean Fuels Project.
Permittee/Owner/Operator shall also report the
monthly, and 12 month average TRS concentrations in~~

~~the refinery fuel gas.
(basis: BACT, NSPS: 40 CFR 60 Subpart J)~~

9.6 Combustion Sources (S-1033, S-1034, S-1035 and S-1036)

These sources were not installed and conditions associated with these sources have been deleted.
(basis: cumulative increase)

9.7 Storage Tanks (S-773, S-774, S-776, S-777, S-778, S-779, S-783, S-784, S-785, S-786, and S-787) These sources were not installed and conditions associated with these sources have been deleted.
(basis: cumulative increase)

9.8 Flares (A-33 and A-35) These control devices were not installed and conditions associated with these control devices have been deleted.
(basis: cumulative increase)

9.9 Cooling Towers (S-989, S-993, and S-994) These sources were not installed and conditions associated with these sources have been deleted.
(basis: cumulative increase)

9.10 Toxics

~~1. Deleted. (Final Project Risk did not exceed 4.5 in a million.)The total carcinogenic risk from the Clean Fuels Project shall not exceed 4.5 in one million, the risk attributed to the Project based on the District adjusted Health Risk Assessment (HRA).
(basis: toxics)~~

~~2. Deleted. (Final fugitive count submitted with Application 21711 and additional offsets provided in 2010 via Application 10912. Facility is permitted to emit 21.26 tons/yr POC from the Clean Fuels Project)Upon startup of each process unit, Permittee/Owner/Operator shall compare actual counts of individual fugitive components (valves, flanges, pumps, compressors, relief valves) with the number of components for each stream (components that were modeled under a single modeling identification number in the Project Health Risk Assessment). If the actual number of components is greater than the number used in the Project HRA for a stream, then Permittee/Owner/Operator shall re-calculate fugitive emissions for that stream. If the re-calculated fugitive emissions exceed the original HRA emissions for that stream by~~

~~10% or more, then Permittee/Owner/Operator shall re-calculate the carcinogenic risk for that process stream. (Permittee/Owner/Operator may also consider risk reductions for those streams with fewer components, if they wish.) Upon completion of the Clean Fuels Project, Permittee/Owner/Operator shall total all of the risk increases (and decreases, if calculated) for individual streams, relative to the original HRA calculations, and adjust the project risk accordingly. (basis: cumulative increase, toxics)~~

9.11 Summary of Refinery Cap Revisions (Refer to Appendix B, Tables B-1 and B-2.)

~~1. Deleted. (The S-903 element of the CFP was not installed.) Cap PM10 emission limits are reduced to reflect the offsets provided by emission reductions at No. 5 CO Boiler S 903. (basis: offsets)~~

~~2. Deleted. (The CFP S773 and S774 element was not installed.) Cap POC emission limits are raised to reflect the slight emission increases at tanks S 773 and S 774 (MTBE tanks converted to gasoline storage). Also, tanks S 773 and S 774 will be removed from the text of Condition ID 10525, which pertains to the MTBE Unit. (basis: cumulative increase)~~

~~3. Deleted. (The CFP S937 element was not installed.) Use of AP 42 emission factors is specified in the cap conditions, in lieu of current cap factors, for No. 1 Hydrogen Plant SMR Furnace, S 937. Cap emission limits were changed to reflect the changed emission calculation basis to AP 42 factors. For all pollutants except NOx, the cap limit adjustment was calculated as follows:~~

~~Cap Adjustment = (post project S 937 emissions)
AP 42 factor (pre project
S 937 emissions) cap factor~~

~~Cap NOx limits were not adjusted because actual NOx emissions from S 937 decrease due to the low NOx burner retrofit. However, to ensure the decrease, the cap NOx emissions limit for S 937 was changed to the AP 42 value of 81 pounds per billion BTU. This AP 42 emission factor for low NOx burners will be used to calculate emissions from S 937 after the project. The cap NOx limits will be adjusted congruently with the compliance schedule NOx~~

~~emissions in Regulation 9, Rule 10.
(basis: emission cap)~~

4. Deleted. (The Authority to Construct requirement to revise S-850 throughput in Condition 8077 was completed.)

COND# 14905 -----

Permit conditions for S-32102, Two 12 inch Pipelines project, Application 17340.

Administratively Deleted By Application 21711 (May 2010). All Parts Completed Or Redundant With District Regulations.

~~1. Deleted. (Redundant with Regulation 8-18.) Permitter/Owner/Operator shall implement an inspection and maintenance program for all pumps, valves and flanges in this project in accordance with District Regulation 8, Rules 18 and 25.
a. All pumps, valves and flanges shall be subject to quarterly inspection and maintenance criteria in accordance with the above referenced Regulations.
b. The leak limitation shall be 100 ppm (express as methane) for flanges, 100 ppm (expressed as methane) for process valves, and 500 ppm (expressed as methane) for pump seals, measured above background at 1 cm from the source.
c. Within 7 days of detection, all leaks shall be repaired or minimized in accordance with the above referenced Regulations. Any future revision to and/or future requirement of Regulation 8, Rules 18 or 25 shall supersede the above listed requirements only if the new Rule requirement is more stringent than the above criteria.
(basis: Regulation 8 18, Regulation 8 25)~~

~~2. Deleted. (All new above ground pumps installed or replaced are BACT compliant double mechanical seals with barrier fluid type.) All new above ground pumps installed or replaced at S-32102 shall be, as a minimum, double mechanical seals with barrier fluid type.
(basis: BACT)~~

~~3. Deleted. (All new valves in light liquid hydrocarbon service installed or replaced are BACT compliant graphite gasketed type.) All new valves in light liquid hydrocarbon service installed or replaced at S 32102 shall be, as a minimum, graphite gasketed type.
(basis: BACT)~~

4. Deleted (report of final count of actual built valves and flanges, 6/1/99).

COND# 17477 -----

Application 669 Tank Reconfiguration Project Tracts 4 & 6
(2000-2001)

Application 17537/17538 (2008) Remove Completed And
Redundant Tank Conditions

Administratively Changed By Application 21711 (May 2010). Deleted Parts B1
Through B6.

S-1461 External Floating Roof Tank; Capacity:
240,000 BBL, Storing: Crude Oil

A1) Permittee/Owner/Operator shall ensure that the total throughput of all VOC/petroleum materials to S-1461 does not exceed 50,000,000 barrels (2,100,000,000 gallons) during any 12 consecutive month period. (basis: cumulative increase, toxics)

A2) Permittee/Owner/Operator shall ensure that the true vapor pressure of each and all VOC/petroleum materials throughput to and/or stored in S-1461 is less than or equal to 10 psia. (basis: cumulative increase)

A3) Deleted. Compliance with the tank design criteria was verified when S-1461 was granted a Permit to Operate in 2001 via Application 669.

A4) Deleted. Final fitting count was verified for S-1461 in a 2008 audit. Offsets were adjusted in August 2002 via Application 669.

A5) VOC/petroleum material other than Crude Oil may be throughput to or stored at S-1461, if all of the following are satisfied:

- a). the storage of each material complies with all other conditions applicable this source
- b). the storage of each material complies with all other applicable regulatory requirements
- c). the Permittee/Owner/Operator creates and maintains District approved records which demonstrate to the District's satisfaction that no toxin listed in Table 2-5-1 is emitted from S-1461 in an amount in excess of the toxin's respective trigger level set forth in Table 2-5-1.

(basis: cumulative increase, toxics)

A6) On a monthly basis, the Permittee/Owner/Operator shall record the throughput of each VOC/petroleum material throughput to S-1461, in gallon or barrel units, by name (e. g., Kerosene, Crude Oil, Jet A) in a

District approved log for each month and each rolling 12 consecutive month period. The District approved log shall be retained on site for not less than 5 years from date of last entry and be made available to District staff upon request. (basis: cumulative increase, toxics)

S-1462 External Floating Roof Tank; Capacity: 240,000 BBL,
Storing: Crude Oil or HDS Gas Oil

~~B1) Deleted. (Source not constructed; Application 699 Authority to Construct cancelled in 2002.)The total throughput of all VOC/petroleum materials to S~~

~~1462 shall not exceed 50,000,000 barrels (2,100,000,000 gallons) during any 12 consecutive month period.
(basis: cumulative increase, toxics)~~

~~B2) Deleted. (Source not constructed; Application 699 Authority to Construct cancelled in 2002.)The true vapor pressure of each and all VOC/petroleum materials throughput to and/or stored in S 1462 shall be less than or equal to 10 psia.
(basis: cumulative increase)~~

~~B3) Deleted. (Source not constructed; Application 699 Authority to Construct cancelled in 2002.)S 1462 shall be of welded construction, its primary seal shall be a liquid mounted mechanical shoe seal, its secondary seal shall be a zero gap rim mounted seal, all roof penetrations shall be gasketted, each adjustable roof leg shall be fitted with a vapor seal boot, each slotted guide pole shall be equipped with a float and a wiper seal and a pole sleeve.
(basis: BACT, Regulation 8 5, cumulative increase, toxics, NSPS, Regulation 10 Subpart Kb)~~

~~B4) Deleted. (Source not constructed; Application 699 Authority to Construct cancelled in 2002.)The District's emission calculation for S 1462 is based, in part, on the Permittee's disclosure that S 1462 will be equipped with the following deck fittings, in the number indicated in parenthesis: access hatch (1) automatic gauge float well (1) roof drain (1) adjustable roof leg (68) slotted guide pole sample well (1) vacuum breaker (2)~~

~~If after construction of S 1462, the actual deck fitting type and/or count is different from what is described above, then the permit will be amended to account for these changes and the Permittee/Owner/Operator will provide additional offsets, consistent with the changes, as required by the District.
(basis: cumulative increase, toxics, offsets)~~

~~B5) Deleted. (Source not constructed; Application 699 Authority to Construct cancelled in 2002.) VOC/petroleum material other than Crude Oil or HDS Gas Oil may be throughput to or stored at S-1462, if all of the following are satisfied:~~

- ~~a) the storage of each material complies with all other conditions applicable this source~~
- ~~b) the storage of each material complies with all other applicable regulatory requirements~~
- ~~c) the Permittee/Owner/Operator creates and maintains District approved records which demonstrate to the District's satisfaction that no toxin listed in Table 2-5-1 is emitted from S-1462 in an amount in excess of the toxin's respective trigger level set forth in Table 2-5-1. (basis: cumulative increase, toxics)~~

~~B6) Deleted. (Source not constructed; Application 699 Authority to Construct cancelled in 2002.) On a monthly basis, the Permittee/Owner/Operator shall record the throughput of each VOC/petroleum material throughput to S-1462, in gallon or barrel units, by name (e. g., Kerosene, Crude Oil, Jet A) in a District approved log for each month and each rolling 12 consecutive month period. The District approved log shall be retained on site for not less than 5 years from date of last entry and be made available to District staff upon request. (basis: cumulative increase, toxics)~~

[Remainder of Condition 17477 unchanged]

COND# 19197 -----

Application #2298

Administratively Changed by Application 18861 (June 2009) Removed completed parts and parts redundant with District Regulations

Administratively Changed by Application 21711 (May 2010). Deleted Parts 3 and 4.

S-1473 Pressurized Storage Tank; Storing: Ethyl Mercaptan Odorant, Capacity: 1000 gallons abated by A-14 Vapor Recovery System

1. S-1473 shall be abated by A-14 at all times that emissions from S-1473 are not controlled by the ethyl mercaptan delivery vessel's vapor balance system. (basis: cumulative increase)
2. The total throughput of ethyl mercaptan odorant

to S-1473 shall not exceed 3000 gallons during any rolling 12 consecutive month period.
(basis: cumulative increase)

~~3. Completed. (Final fugitive counts submitted March 10, 2010 with Application 21711). Not more than 30 days after the Accelerated Permit to Operate is issued pursuant to permit application #2298, Permittee/Owner/ Operator shall ensure that the District's Permit Services Division is in receipt of the actual fugitive component count, by named type and service, installed/operated in conjunction with S 1473. (basis: cumulative increase, offsets)~~

~~4. Completed. (Additional Offsets were provided in March 2010 via Application 2298. The project has been permitted for 0.018 tons POC emissions per year) If the actual fugitive component count, by named type and service, installed/operated in conjunction with S 1473 results in an emission quantification larger than that amount already charged to the plant cumulative increase for S-1473 project fugitive emissions, the District will adjust the cumulative increase upward to reflect the larger emission quantification and Permittee/Owner/Operator shall promptly provide to the District, District approved emission offsets of the type and amount specified by the District to be due. (basis: offsets)~~

5. Deleted. (Redundant with Regulation 8-18-304.)

6. Deleted. (Redundant with Regulation 8-18-302.)

7. In a District approved log, Permittee/Owner/ Operator shall record the amount of each organic liquid material throughput to S-1473 each month and for each rolling 12 consecutive month period, by material name. The District approved log shall be retained on site for at least 5 years from date of last entry and shall be made available to the District staff upon request. (basis: cumulative increase)

COND# 19199 -----

Permit Application #2508

Permit Application 13803: Clarify conditions to allow owner/operator to bypass A-1106 SCR during shutdown of S-1106 (part H9)

Permit Application 17928: Administratively changed section F to remove S1100 Iso-Octene unit that was never built.

Administratively Changed by Application 18861 (June 2009)

Removed completed parts and parts redundant with District Regulations

Administratively Changed by Application 21711 (May 2010) Delete Part D2 and E2.

Logistical Improvements

A1. Completed. (Final Fugitive Counts were provided 6/7/04 and offsets were adjusted.)

A2. Completed. (Final Fugitive Counts were provided 6/7/04 and offsets were adjusted.)

A3. Deleted. (Connector Design Requirements Completed and Leak Limits redundant with Regulation 8-18-304)

A4. Deleted. (Valve Design Requirements Completed and Leak Limits redundant with Regulation 8-18-302)

A5. Permittee/Owner/Operator shall ensure that total organic compound emissions from each pump shall not exceed 100 ppm, subject to the leak repair provisions of Regulation 8, Rule 18. (basis: BACT, Reg. 8-18)

A6. Deleted. (Process Sample System Design Requirements Completed)

A7. Deleted. (Process Drain Design Requirements Completed)

A8. Deleted. (Pressure Relief Valve Design Requirements Completed and redundant with Regulation 8-28-302. All PRDs vent to the refinery fuel gas system or an abatement device with $\geq 98\%$ efficiency.)

Two New Flare Gas Recovery Compressors Each with a Maximum Rated Capacity of 4 MMSCFD

B1. Completed. (Final Fugitive Counts were provided 2/27/03 and offsets were adjusted.)

B2. Completed. (Final Fugitive Counts were provided 2/27/03 and offsets were adjusted.)

B3. Deleted. (Connector Design Requirements Completed and Leak Limits redundant with Regulation 8-18-304)Reg. 8-18)

B4. Deleted. (Valve Design Requirements Completed and Leak Limits redundant with Regulation 8-18-302)

B5. Permittee/Owner/Operator shall ensure that total organic compound emissions from each pump shall not exceed 100 ppm, subject to the leak repair provisions of Regulation 8, Rule 18. (basis: BACT, Reg. 8-18)

B6. Deleted. (Process Sample System Design Requirements Completed)

B7. Deleted. (Process Drain Design Requirements Completed)

B8. Deleted. (Pressure Relief Valve Design Requirements Completed and redundant with Regulation 8-28-302. All PRDs vent to the refinery fuel gas system or an abatement device with $\geq 98\%$ efficiency.)

S-802 Fluid Catalytic Cracking Unit (No. 4 Gas Plant) FCCU Naphtha Splitter

C1. Completed. (Final Fugitive Counts were provided 3/37/03 and offsets were adjusted.)

C2. Completed. (Final Fugitive Counts were provided 3/37/03 and offsets were adjusted.)

C3. Deleted. (Connector Design Requirements Completed and Leak Limits redundant with Regulation 8-18-304)

C4. Deleted. (Valve Design Requirements Completed and Leak Limits redundant with Regulation 8-18-302)

C5. Permittee/Owner/Operator shall ensure that total organic compound emissions from each pump shall not exceed 100 ppm, subject to the leak repair provisions of Regulation 8, Rule 18. (basis: BACT, Reg. 8-18)

C6. Deleted. (Process Sample System Design Requirements Completed)

C7. Deleted. (Process Drain Design Requirements Completed)

C8. Deleted. (Pressure Relief Valve Design Requirements Completed and redundant with Regulation 8-28-302. All PRDs vent to the refinery fuel gas system or an abatement device with $\geq 98\%$ efficiency.)

S-975 No. 4 Gas Plant Cooling Tower; Marley, 13-24A, with 4 Pumps, Sum Total Maximum Capacity: 4,140,000 Gallons/Hr

D1. Permittee/Owner/Operator shall ensure that the total cooling tower water recirculation rate at S-975 does not exceed 4,140,000 gallons per hour or 69,000 gallons per minute. (basis: cumulative increase, offsets, BACT)

~~D2. Completed (Circulation Rate Source Test conducted June 2, 2003) Within 60 days after the date that the change of conditions authorization letter is issued by the District for S-975 pursuant to application #2508, Permittee/Owner/Operator shall measure the maximum cooling tower water recirculation rate at S-975 using a District approved methodology. Permittee/Owner/Operator shall notify the District in writing of the date that the maximum cooling tower water recirculation flow rate measurement is to occur at least 10 days prior to the scheduled test date. Permittee/Owner/Operator shall provide the test data and the test results to the District's Permit Services Division within 30 days after the date of the testing. (basis: cumulative increase, offsets, BACT)~~

D3. The total dissolved solids content of the cooling tower water at S-975 shall not exceed 5000 milligrams per liter. (basis: cumulative increase, offsets)

D4. At least once each quarter, Permittee shall sample the cooling tower water at S-975 and subject the sample to a District approved laboratory analysis to determine its total dissolved solids content. (basis: cumulative increase, offsets)

D5. The POC content of the cooling tower water at S-975 shall not exceed 100 ppm gasoline range organics (EPA Method 8015) and 100 ppm diesel range organics (EPA Method 8015) as measured at the cooling water return line or at the basin or at any other location at S-975, as determined by the results of EPA laboratory method 8015. (basis: BACT)

D5A. deleted (basis: Startup conditions completed: The value XXXX ppm in condition #5 above shall be set by the District after the District has obtained and reviewed laboratory data generated pursuant to these conditions. (basis: start-up, BACT))

D6. Within 45 days after the date that the change of conditions authorization letter is issued by the District for S-975 pursuant to application #2508, Permittee/Owner/Operator shall sample the cooling tower water at S-975 at the cooling water return line twice each WEEK and at the basin once each

MONTH. After twenty six (26) weeks of District approved sampling and sample analysis data, Permittee/Owner/Operator shall sample the cooling tower water at S-975 at the cooling water return line ONCE each WEEK and Permittee/Owner/Operator shall ensure that each sample is subjected to analysis by EPA laboratory method 8015. The results of the laboratory analysis shall disclose the organic content of the S-975 cooling tower water. Permittee/Owner/Operator shall ensure that the results of the each laboratory analysis along with the laboratory report of each analysis shall be available on site for inspection by District staff not later than two weeks (14 calendar days) after the date on which the sample was taken from S-975. (basis: BACT)

D7. Permittee/Owner/Operator shall ensure that there is a District approved sample point at the cooling tower water return line for S-975 where cooling tower water in route to S-975 can be sampled. (basis: BACT)

D8. In a District approved log, Permittee/Owner/Operator shall record each date and location from which each sample of cooling tower was taken and the purpose of the sample. Permittee/Owner/Operator shall record the results of the laboratory analyses conducted pursuant to the requirements of these conditions along with copies of the laboratory results that disclose the date of the sampling, the location from which the sample was taken, the organic content of the cooling tower water determined by the laboratory method, the total dissolved solids content of the sample, the date of the analysis and name and address of the laboratory that conducted the analysis. The District approved log shall be retained on site for at least 5 years from last entry and be made available to the District staff upon request. (basis: cumulative increase, offsets, BACT)

S-982 No. 2 Hydrodesulfurization Unit; Cooling Tower;
Capacity: 1,080,000 Gallons Per Hour

E1. Permittee/Owner/Operator shall ensure that the total cooling tower water recirculation rate at S-982 shall not exceed 1,080,000 gallons per hour or 18,000 gallons per minute. (basis: cumulative increase, offsets, BACT)

E2. ~~Completed. (Circulation Rate Test conducted June 2, 2003) Within 60 days after the date that the change~~

~~of conditions authorization letter is issued by the District for S-982 pursuant to application #2508, Permittee/Owner/Operator shall measure the maximum cooling tower water recirculation rate at S-982 using a District approved methodology. Permittee/Owner/Operator shall notify the District in writing of the date that the maximum cooling tower water recirculation flow rate measurement is to occur at least 10 days prior to the scheduled test date. Permittee/Owner/Operator shall provide the test data and the test results to the District's Permit Services Division within 30 days after the date of the testing. (basis: cumulative increase, offsets, BACT)~~

E3. The total dissolved solids content of the cooling tower water at S-982 shall not exceed 5000 milligrams per liter. (basis: cumulative increase, offsets)

E4. At least once each quarter, Permittee shall sample the cooling tower water at S-982 and subject the sample to a District approved laboratory analysis to determine its total dissolved solids content. (basis: cumulative increase, offsets)

E5. The POC content of the cooling tower water at S-982 shall not exceed 100 ppm gasoline range organics (EPA Method 8015) and 100 ppm diesel range organics (EPA Method 8015) as measured at the cooling water return line or at the basin or at any other location at S-982, as determined by the results of EPA laboratory method 8015. (basis: BACT)

E5A. Deleted (basis: Startup conditions completed: The value XXXX ppm in condition #5 above shall be set by the District after the District has obtained and reviewed laboratory data generated pursuant to these conditions. (basis: start-up, BACT))

E6. Within 45 days after the date that the change of conditions authorization letter is issued by the District for S-982 pursuant to application #2508, Permittee/Owner/Operator shall sample the cooling tower water at S-982 at the cooling water return line twice each WEEK and at the basin once each MONTH. After twenty six (26) weeks of District approved sampling and sample analysis data, Permittee/Owner/Operator shall sample the cooling tower water at S-982 at the cooling water return line ONCE each WEEK and Permittee/Owner/Operator shall ensure that each sample is subjected to analysis by EPA laboratory method 8015. The results of the laboratory analysis shall disclose the

organic content of the S-982 cooling tower water. Permittee/Owner/Operator shall ensure that the results of the each laboratory analysis along with the laboratory report of each analysis shall be available on site for inspection by District staff not later than two weeks (14 calendar days) after the date on which the sample was taken from S-982. (basis: BACT)

E7. Permittee/Owner/Operator shall ensure that there is a District approved sample point at the cooling tower water return line for S-982 where cooling tower water in route to S-982 can be sampled. (basis: BACT)

E8. In a District approved log, Permittee/Owner/Operator shall record each date and location from which each sample of cooling tower was taken and the purpose of the sample. Permittee/Owner/Operator shall record the results of the laboratory analyses conducted pursuant to the requirements of these conditions along with copies of the laboratory results that disclose the date of the sampling, the location from which the sample was taken, the organic content of the cooling tower water determined by the laboratory method, the total dissolved solids content of the sample, the date of the analysis and name and address of the laboratory that conducted the analysis. The District approved log shall be retained on site for at least 5 years from last entry and be made available to the District staff upon request. (basis: cumulative increase, offsets, BACT)

(Remainder of Condition 19199 unchanged)

COND# 19528 -----

Modified by App 18739 (Nov 2008) Removal of S924 from Part 6

Administratively Modified by Application 19326 (Feb2009),
Removed Part 2 and 2A

Administratively changed by Application 19419 (June 2009).
Updated to remove parts 7 and 7A redundant with District
regulations.

Administratively Revised by Application 19874 (July
2009) Updates for Combustion Sources

Administratively Revised in August 2009 to add Part 19 for
Gas Turbine S963.

Administratively Revised in September 2009 by Application 18261 Title V Renewal. Added Parts 20 and 20A for S-1411 SAP CAM.

Administratively Changed by Application 21711 (May 2010). Deleted Parts 8/8A. Deleted S1416 from Part 10/10A. Renumbered Part 11C.

1. Deleted. (Redundant with Title V Standard Conditions I.J.1 and I.J.2.)
2. Deleted. (The source test requirements in Regulation 8-44-601 are more stringent.)
- 2A. Deleted. (Part 2 source test requirements replaced by Regulation 8-44-601.)
3. Deleted. (Source Test not required. S-901 now has a CO CEM.)
- 3A. Deleted. (Source Test not required. S-901 now has a CO CEM.)
4. For each of S-909, S-912, S-913, S-915, S-916, S-919, S-920, and S-921, Permittee/Owner/Operator shall ensure that not less frequently than twice each calendar year a District approved source test is conducted for each source measuring its NOx and CO emission rate using a District approved source test method and that each test is conducted in compliance with the District's Manual of Procedures. Permittee/Owner/Operator shall ensure that the first District approved source for each of S909, S912, S913, S915, S916, S919, S920, and S921 is completed before July 31, 2004.
(basis: Regulation 2-1-403; Regulation 9-10, Regulation 2-6-503)
- 4A. Permittee/Owner/Operator shall ensure that within 60 days of the date of completion of the (each) District approved source test required by condition 19528 part 4, two identical copies of the results of the source test along with supporting documentation, each referencing the subject source number, condition 19528 part 4 and part 4A, and plant #12758 are received by the District and that both copies are addressed to the District's Permit Services Division.
(basis: Regulation 2-1-403; Regulation 9-10, Regulation 2-6-503)
5. Deleted. (Sources either have a CEM or the Source Tests requirements are included in Condition 18372, Parts 33A2 or 34.)

5A. Deleted. (Sources either have a CEM or the Source Tests requirements are included in Condition 18372, Parts 33A2 or 34.)

6. Deleted. (Source Test Requirements now included in Condition 18372, Part 33A1.)

6A. Deleted. (Source Test Requirements now included in Condition 18372, Part 33A1.)

7. Deleted. (Monitoring requirements for S-952, S-953, S-954, S-955, S-956, S-957, and S-960 are required quarterly per Regulation 9-8-503)

7A. Deleted. (Monitoring requirements for S-952, S-953, S-954, S-955, S-956, S-957, and S-960 are required quarterly per Regulation 9-8-503)

~~8. Deleted. (Monitoring requirements for S-955, S-956, S-957, S-958, S-959, and S-960 are required quarterly per Regulation 9-8-503) For each of S955, S956, S957, S958, S959, and S960, Permittee/Owner/Operator shall ensure that not less frequently than once every other calendar year a District approved source test is conducted for each source measuring its NOx and CO emission rate using a District approved source test method and in compliance with the District's Manual of Procedures. Permittee/Owner/Operator shall ensure that the first District approved source for each source shall be completed before July 31, 2005. (basis: Regulation 2-1-403; Regulation 9-8, Regulation 2-6-503)~~

~~8A. Deleted. (Monitoring requirements for S-955, S-956, S-957, S-958, S-959, and S-960 are required quarterly per Regulation 9-8-503) Permittee/Owner/Operator shall ensure that within 60 days of the date of completion of the (each) District approved source test required by condition 19528 part 8, two identical copies of the results of the source test along with supporting documentation, each referencing the subject source number, condition 19528 part 8 and part 8A, and plant #12758 are received by the District and that both copies are addressed to the District's Permit Services Division. (basis: Regulation 2-1-403; Regulation 9-8, Regulation 2-6-503)~~

9. For S1401, Permittee/Owner/Operator shall ensure that not less frequently than once each calendar year a District approved source test is conducted for S-1401 measuring its SO3 and H2SO4 emission rate per dry standard foot of

exhaust volume, expressed as 100% H₂S₀₄. This monitoring requirement shall become effective April 1, 2004.

(basis: Regulation 6-330, Regulation 2-1-403, Regulation 2-6-503)

9A. Permittee/Owner/Operator shall ensure that within 60 days of the date of completion of the (each) District approved source test required by condition 19528 part 9, two identical copies of the results of the source test and supporting documentation, each referencing S-1401, condition 19528 part 9 and part 9A, and plant #12758 are received by the District and that both copies are addressed to the District's Permit Services Division. (basis: Regulation 2-1-403; Regulation 6-330, Regulation 2-6-503)

10. For ~~each of S-1415 and S-1416~~, Permittee/Owner/Operator shall ensure that not less frequently than once every 60 months, ~~with the first District approved source test completion date for each of occurring before October 31, 2006, that~~ a District approved source test is conducted ~~for each of S-1415 and S-1416~~, in compliance with the District's Manual of Procedures, measuring ~~the each source's~~ POC emission rate and carbon concentration in ppm, dry. (basis: Regulation 8-2; Regulation 2-1-403, Regulation 2-6-503)

10A. Permittee/Owner/Operator shall ensure that within 60 days of the date of completion of the (each) District approved source test required by condition 19528 part 10, two identical copies of the results of the source test along with supporting documentation, each referencing the subject source number, condition 19528 part 10 and part 10A, and plant #~~146282758~~ are received by the District and that both copies are addressed to the District's Permit Services.
(basis: Regulation 2-1-403; Regulation 8-2, Regulation 2-6-503)

[Remainder of Condition 19528 unchanged]

Application **21732** ~~PLACEHOLDER~~, Modification of S-919 NOx Box
EVALUATION REPORT
TESORO REFINING AND MARKETING COMPANY
REVISED NO_x BOX FOR S-919, F-19
No. 2 HDS DEPENTANIZER REBOILER
APPLICATION 21732, PLANT 14628

BACKGROUND

The Tesoro Golden Eagle Refinery (Tesoro) operates several furnaces and boilers that are subject to Regulation 9, Rule 10, Nitrogen Oxides And Carbon Monoxide From Boilers, Steam Generators And Process Heaters In Petroleum Refineries. Regulation 9-10-301 limits the refinery wide NO_x emissions to 0.033 lb/MMBtu of fired duty. Regulation 9-10-502 requires the installation of a NO_x, CO and O₂ CEM to demonstrate compliance with Regulation 9-10-301. Regulation 9-10-502 also allows a CEM equivalent verification system to determine compliance with Regulation 9-10-301. The District and Tesoro have agreed to produce the CEM equivalent verification system. This system is called the “NO_x Box”. The NO_x Box is an operating window for the unit, expressed in terms of fired duty and oxygen content in the flue gas. The operating window is established by source tests for various operating conditions. The source tests demonstrate the NO_x emissions are equal to or less than a specified emission factor. As long as the fired unit duty and oxygen content are in this NO_x Box operating window, the specified emission factor is used to determine compliance with the 0.033 lb/MMBtu limit of Regulation 9-10-301. The Permit Condition that contains the details of the NO_x Box is #18372.

Condition 18372, Part 30 required Tesoro to submit the initial NO_x Box for the affected sources by January 1, 2005. Tesoro met this requirement via Application 15682. The NO_x Box’s in the application were supported by properly conducted source tests and the NO_x Box operating windows for all the affected sources have been included in Revision 4 of the Title V permit (reference: Section VI, Condition 18372, Part 31A, NO_x Box Ranges).

This application requests a change in the NO_x Box operating window for:

S-919 F-19 No. 2 HDS Depentanizer Reboiler, 65 MMBTU/hr

The change is as follows:

Source No.	Emission Factor (lb/MMBtu)	Min O ₂ at Low Firing (O ₂ % , MMBtu/hr)	Max O ₂ at Low Firing (O ₂ % , MMBtu/hr)	Min O ₂ at High Firing (O ₂ % , MMBtu/hr)	Mid O ₂ at Mid/High Firing (polygon) (O ₂ % , MMBtu/hr)	Max O ₂ at High Firing (O ₂ % , MMBtu/hr)
919	0.047	3.9, 23.30	8.3, 22.06	5.8, 48.20	9.2, 39.12	10.1, 47.20
	0.056	8.3, 22.06	9.5, 21.10	9.2, 39.12	N/A	10.1, 47.20
919 new	0.047	3.9, 23.30	8.3, 22.06 8.7, 18.56 9.5, 21.1	6.6, 58.76	9.2, 39.12	8.0, 60.68

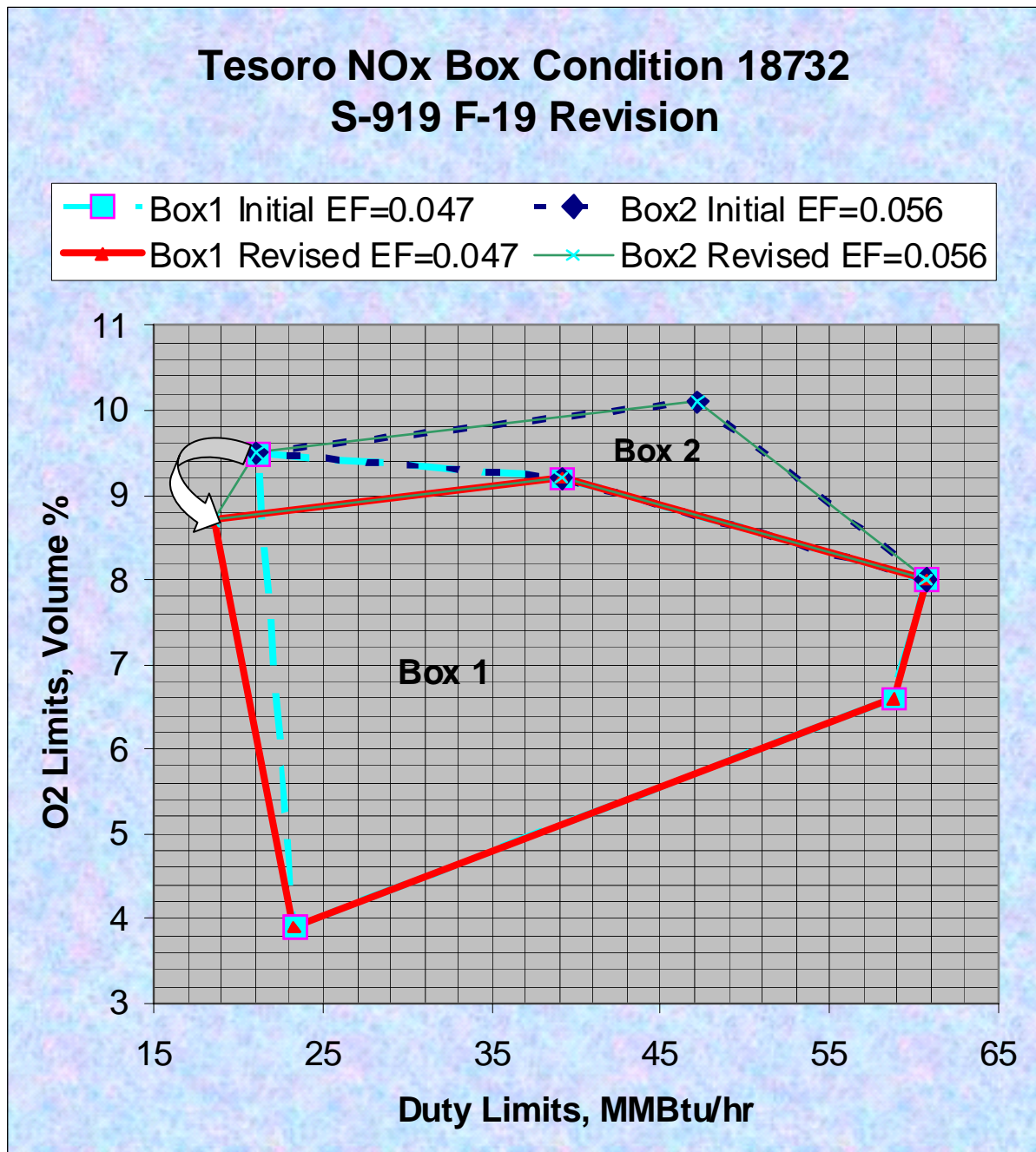
	0.056	9.2, 39.12	9.5, 21.10	8.0, 60.68	8.7, 18.56 N/A	10.1, 47.20
--	-------	------------	------------	------------	---------------------------	-------------

Tesoro is using two operating ranges as allowed by Condition 18372, Part 30.

The changes are supported by source tests reviewed by the Source Test Section.

This application is being processed as an administrative change in conditions since there is no change to the specified NOx emission factor for this unit.

The following diagram summarizes the changes to the S-919 NOx Box:



EMISSIONS SUMMARY

There are no changes in emissions due to this application. The emission factors are unchanged by this application and there will be no impact on the overall facility limit of 0.033 lb/MMBtu required by Regulation 9-10-301.

PLANT CUMULATIVE INCREASE

There are no net changes to the plant cumulative emissions.

TOXIC RISK SCREEN

This proposed NOx Box change would not emit toxic compounds in amounts different than previously emitted. Therefore, a toxic risk screen is not required.

BEST AVAILABLE CONTROL TECHNOLOGY

BACT is triggered for new or modified sources that emit criteria pollutants in excess of 10 lbs/day. However, Regulation 2-1-234 defines a modified source as one that results in an increase in daily or annual emissions of a regulated air pollutant. For this application, there is no change in emissions. Therefore, BACT does not apply.

PLANT LOCATION

According to the SCHOOL program, the closest school is Las Juntas Elementary, which is almost two miles from the facility.

COMPLIANCE

The change to the NOx Box will not change the compliance for Furnace S-919. Emissions from S-919 will comply with Regulation 6 and Regulation 9, Rule 10 as before the change.

The closest school is over a mile from the facility, so the Public Notice requirements of Regulation 2-1-214 do not apply.

Toxics, CEQA, NESHAPS, BACT, Offsets and NSPS do not apply.

CONDITIONS

The NOx Box Condition 18372, will be modified as shown below. Only the substantive changes for the S-919 NOx Box points detailed in Part 31A are shown.

Condition 18372

*31. Except as provided in part 31B & C, the owner/operator shall operate each source within the NOx Box ranges listed below at all times of operation. This part shall not apply to any source that has a properly operated and properly installed NOx CEM. (Regulation 9-10-502)

A. NOx Box ranges

Source No.	Emission Factor (lb/MMBtu)	Min O2 at Low Firing (O2% , MMBtu/hr)	Max O2 at Low Firing (O2% , MMBtu/hr)	Min O2 at High Firing (O2% , MMBtu/hr)	Mid O2 at Mid/High Firing (polygon) (O2% , MMBtu/hr)	Max O2 at High Firing (O2% , MMBtu/hr)
919	0.047	3.9, 23.30	9.5, 21.1 8.7, 18.56	6.6, 58.76	9.2, 39.12	8.0, 60.68
	0.056	9.2, 39.12	9.5, 21.10	8.0, 60.68	8.7, 18.56 N/A	10.1, 47.20

The limits listed above are based on a calendar day averaging period for both firing rate and O2%.

RECOMMENDATION

It is recommended that a Change of Conditions to the Permit to Operate be granted to Tesoro for:

S-919 F-19 No. 2 HDS Depentanizer Reboiler, 65 MMBTU/hr

 Arthur P. Valla
 Senior Air Quality Engineer

 Date
 May 24, 2010

APPENDIX E – TANK TABLES FROM REVISION 4 OF THE PERMIT

The following pages are the tables from Section IV (Source Specific Applicable Requirements) and Section VII (Applicable Limits & Compliance Monitoring Requirements) for Storage Tanks. The renewed permit uses a matrix format for the Storage Tanks. Instead of including all the former tank tables in strikeout format, it was agreed that a more useful approach would be to remove the former tables and append them here, with major changes indicated.

Table IV-AW
Source-specific Applicable Requirements
S1415–LOADING DOCK (SULFURIC ACID), S1416–#1 SPENT ACID STORAGE TANK
S1417–#2 SPENT ACID STORAGE TANK

Applicable Requirement	Regulation Title or Description of Requirement	Federally Enforceable (Y/N)	Future Effective Date
BAAQMD Regulation 6	Particulate Matter and Visible Emissions (12/19/90)		
6-301	Ringelmann Number 1 Limitation	Y	
6-305	Visible Particles	Y	
6-401	Appearance of Emissions	Y	
District Regulation 8, Rule 2	Organic Compounds, Miscellaneous Operations	Y	
8-2-301	Miscellaneous Operations: emissions shall not exceed 15 lb/day and 300 ppm total carbon on a dry basis	Y	
BAAQMD Condition # 19528			
Part 1	Throughput limit (basis: Regulation 2-1-234.3, Regulation 2-1-403 Regulation 2-6-503)	Y	

Table IV-AWF-403
Source-specific Applicable Requirements
~~S1415 LOADING DOCK (SULFURIC ACID), S1416 #1 SPENT ACID STORAGE TANK~~
~~S1417 #2 SPENT ACID STORAGE TANK~~

Applicable Requirement	Regulation Title or Description of Requirement	Federally Enforceable (Y/N)	Future Effective Date
BAAQMD Regulation 6	Particulate Matter and Visible Emissions (12/19/90)		
6-301	Ringelmann Number 1 Limitation	Y	
6-305	Visible Particles	Y	
6-401	Appearance of Emissions	Y	
District Regulation 8, Rule 2	Organic Compounds, Miscellaneous Operations	Y	
8-2-301	Miscellaneous Operations: emissions shall not exceed 15 lb/day and 300 ppm total carbon on a dry basis	Y	
<u>BAAQMD Regulation 8 Rule 5</u>	<u>Organic Compounds - Storage of Organic Liquids (10/18/2006)</u>		
<u>8-5-100</u>	<u>General</u>	<u>Y</u>	
<u>8-5-101</u>	<u>Description</u>	<u>Y</u>	
<u>8-5-111</u>	<u>Limited Exemption, Tank Removal From and Return to Service</u>	<u>N</u>	
<u>8-5-111.1</u>	<u>Limited Exemption, Tank Removal From and Return to Service, Notification</u>	<u>Y</u>	
<u>8-5-111.1.1</u>	<u>Limited Exemption, Tank Removal From and Return to Service, Notification</u>	<u>Y</u>	
<u>8-5-111.1.2</u>	<u>Limited Exemption, Tank Removal From and Return to Service, Notification</u>	<u>Y</u>	
<u>8-5-111.2</u>	<u>Limited Exemption, Tank Removal From and Return to Service; Tank in compliance at time of notification</u>	<u>N</u>	
<u>8-5-111.4</u>	<u>Limited Exemption, Tank Removal From and Return to Service; Use vapor recovery during filling and emptying on tanks so equipped</u>	<u>Y</u>	
<u>8-5-111.5</u>	<u>Limited Exemption, Tank Removal From and Return to Service; Minimize emissions and, if required, degas per 8-5-328</u>	<u>N</u>	
<u>8-5-111.6</u>	<u>Limited Exemption, Tank Removal From and Return to Service; Self report if out of compliance during exemption period</u>	<u>N</u>	
<u>8-5-112</u>	<u>Limited Exemption, Preventative Maintenance and Inspection of Tanks in Operation</u>	<u>N</u>	
<u>8-5-112.1</u>	<u>Limited Exemption, Preventative Maintenance and Inspection of Tanks in Operation; Notification</u>	<u>Y</u>	
<u>8-5-112.1.1</u>	<u>Limited Exemption, Preventative Maintenance and Inspection of Tanks in Operation; Notification</u>	<u>Y</u>	
<u>8-5-112.1.2</u>	<u>Limited Exemption, Preventative Maintenance and Inspection of Tanks in Operation; Notification</u>	<u>Y</u>	

8-5-112.2	Limited Exemption, Preventative Maintenance and Inspection of Tanks in Operation; Tank in compliance at time of notification	N	
8-5-112.3	Limited Exemption, Preventative Maintenance and Inspection of Tanks in Operation; No product movement, Minimize emissions	Y	
8-5-112.4	Limited Exemption, Preventative Maintenance and Inspection of Tanks in Operation; Not to exceed 7 days	N	
8-5-112.5	Limited Exemption, Preventative Maintenance and Inspection of Tanks in Operation; Self report if out of compliance during exemption period	N	
8-5-112.6	Limited Exemption, Preventative Maintenance and Inspection of Tanks in Operation; Keep records for each exemption	N	
8-5-112.6.1	Limited Exemption, Preventative Maintenance and Inspection of Tanks in Operation; Keep records for each exemption	N	
8-5-112.6.2	Limited Exemption, Preventative Maintenance and Inspection of Tanks in Operation; Keep records for each exemption	N	
8-5-112.6.3	Limited Exemption, Preventative Maintenance and Inspection of Tanks in Operation; Keep records for each exemption	N	
8-5-112.6.4	Limited Exemption, Preventative Maintenance and Inspection of Tanks in Operation; Keep records for each exemption	N	
8-5-117	Limited Exemption, Low Vapor Pressure	N	
8-5-118	Limited Exemption, Gas Tight Requirements	N	
8-5-119	Limited Exemption, Repair Period - Optional	N	
8-5-119.1	Limited Exemption, Repair Period - Optional	N	
8-5-119.2	Limited Exemption, Repair Period - Optional	N	
8-5-119.3	Limited Exemption, Repair Period - Optional	N	
8-5-301	Storage Tank Control Requirements	N	
8-5-303	Requirements for Pressure Vacuum Valves	N	
8-5-303.1	Requirements for Pressure Vacuum Valves: Set pressure	N	
8-5-303.2	Requirements for Pressure Vacuum Valves: Gas tight requirement or abatement	N	
8-5-306	Requirements for Approved Emission Control Systems	N	
8-5-306.1	Requirements for Approved Emission Control Systems: Abatement efficiency >= 95%	N	
8-5-307	Requirements for Fixed Roof Tanks, Pressure Tanks and Blanketed Tanks	N	
8-5-307.1	Requirements for Fixed Roof Tanks, Pressure Tanks and Blanketed Tanks: no liquid leakage through shell	N	
8-5-328	Tank Degassing Requirements	N	
8-5-328.1	Tank Degassing Requirements: Tanks > 75 cubic meters	N	
8-5-328.2	Tank Degassing Requirements: Ozone Excess Day Prohibition	Y	
8-5-328.3	Tank Degassing Requirements: BAAQMD notification required	N	
8-5-331	Tank Cleaning Requirements	N	
8-5-331.1	Tank Cleaning Requirements: Cleaning material properties	N	
8-5-331.2	Tank Cleaning Requirements: Steam cleaning prohibition	N	
8-5-331.3	Tank Cleaning Requirements: Steam cleaning exceptions	N	
8-5-403	Inspection Requirements for Pressure Relief Devices	N	
8-5-403.1	Inspection Requirements for Pressure Relief Devices: pressure vacuum valves	N	

8-5-403.2	Inspection Requirements for Pressure Relief Devices; PRDs except pressure vacuum valves	N	
8-5-404	Inspection, Abatement Efficiency Determination, and Source Test Reports	N	
8-5-411	Enhanced Monitoring Program (Optional)	N	
8-5-411.3	Enhanced Monitoring Program (Optional); Performance requirements	N	
8-5-501	Records	N	
8-5-501.1	Records; Type and amounts of liquid, type of blanket gas, TVP - Retain 24 months	Y	
8-5-501.3	Records; Retention	N	
8-5-501.4	Records; New PV setpoints	N	
8-5-502	Source Test Requirements and exemption for sources vented to fuel gas	N	
8-5-502.1	Source Test Requirements; Annual source test for approved emission control systems and abatement devices for 8-5-303.2, 8-5-306.1, 8-5-307.3	N	
8-5-602	Analysis of Samples, True Vapor Pressure	Y	
8-5-603	Determination of Abatement Efficiency	N	
8-5-604	Determination of Applicability Based on True Vapor Pressure	Y	
8-5-605	Measurement of Leak Concentration and Residual Concentrations	N	
8-5-605.1	Measurement of Leak Concentration and Residual Concentrations; EPA Method 21 Instrument	N	
8-5-605.2	Measurement of Leak Concentration and Residual Concentrations; Test Methods	N	
8-5-606	Analysis of Samples, Tank Cleaning Agents	N	
8-5-606.1	Analysis of Samples, Tank Cleaning Agents; IBP	N	
8-5-606.2	Analysis of Samples, Tank Cleaning Agents; TVP	N	
8-5-606.3	Analysis of Samples, Tank Cleaning Agents; VOC	N	
SIP Regulation 8 Rule 5	Organic Compounds - Storage of Organic Liquids (06/05/2003)		
8-5-111	Limited Exemption, Tank Removal From and Return to Service	Y	
8-5-111.2	Limited Exemption, Tank Removal From and Return to Service, Tank in compliance prior to notification	Y	
8-5-111.5	Limited Exemption, Tank Removal From and Return to Service, Minimize emissions	Y	
8-5-111.6	Limited Exemption, Tank Removal From and Return to Service, Notice of completion not required	Y	
8-5-111.7	Limited Exemption, Tank Removal From and Return to Service, Satisfy requirements of 8-5-328	Y	
8-5-112	Limited Exemption, Tanks in Operation	Y	
8-5-112.2	Limited Exemption, Tanks in Operation, Tank in compliance prior to start of work. Certified per 8-5-404	Y	
8-5-112.4	Limited Exemption, Tanks in Operation, Not to exceed 7 days	Y	
8-5-117	Exemption, Low Vapor Pressure	Y	
8-5-301	Storage Tank Control Requirements	Y	
8-5-303	Requirements for Pressure Vacuum Valves	Y	
8-5-303.1	Requirements for Pressure Vacuum Valves	Y	
8-5-303.2	Requirements for Pressure Vacuum Valves	Y	
8-5-306	Requirements for Approved Emission Control Systems	Y	

8-5-328	Tank degassing requirements	Y	
8-5-328.1	Tank degassing requirements; Tanks > 75 cubic meters	Y	
8-5-328.1.2	Tank degassing requirements; Concentration of <10,000 ppm as methane after degassing	Y	
8-5-403	Inspection Requirements for Pressure Vacuum Valves	Y	
8-5-404	Certification	Y	
8-5-405	Report	Y	
8-5-405.1	Information required	Y	
8-5-405.2	Information required	Y	
8-5-405.3	Information required	Y	
8-5-501	Records	Y	
8-5-503	Portable Hydrocarbon Detector	Y	
8-5-603	Determination of Emissions	Y	
8-5-603.1	Determination of Emissions; Method to test emission control system (8-5-306)	Y	
8-5-605	Pressure-Vacuum Valve Gas Tight Determination	Y	
40 CFR 63 Subpart G	NESHAP for Source Categories – Requirements for Fixed Roof Tanks with Closed Vent System and Control Device		
63.119	Storage Vessel Provisions--Reference Control Technology	Y	
63.119(a)	Storage Vessel Provisions -- Reference Control Technology	Y	
63.119(a)(1)	Storage Vessel Provisions -- Reference Control Technology--Group 1, TVP < 76.6 kPa (11psi)	Y	
63.119(e)	Storage Vessel Provisions--Reference Control Technology—The owner or operator who elects to use a closed vent system and control device to comply with the requirements of paragraph (a)(1) or (a)(2) of this section shall comply with the requirements specified in paragraphs (e)(1) through (e)(5) of this section.	Y	
63.119(e)(1)	Control devices used to comply with 63.119(a)(1) or (a)(2) shall reduce HAPs by 95% or greater. If a flare is used, it shall meet the specification of 63.11 (b).	Y	
63.119(e)(2)	If the owner or operator can demonstrate that a control device installed on a storage vessel on or before December 31, 1992 [July 15, 1994] is designed to reduce inlet emissions of total organic HAP by greater than or equal to 90 percent but less than 95 percent, then the control device is required to be operated to reduce inlet emissions of total organic HAP by 90 percent or greater.	Y	
63.119(e)(3)	Periods of planned routine maintenance of the control device, during which the control device does not meet the specifications of paragraph (e)(1) or (e)(2) of this section, as applicable, shall not exceed 240 hours per year.	Y	
63.119(e)(4)	The specifications and requirements in paragraphs (e)(1) and (e)(2) of this section for control devices do not apply during periods of planned routine maintenance.	Y	

<u>63.119(e)(5)</u>	<u>The specifications and requirements in paragraphs (e)(1) and (e)(2) of this section for control devices do not apply during a control system malfunction.</u>	<u>Y</u>	
<u>63.120</u>	<u>Storage Vessel Provisions - Procedures To Determine Compliance.</u>	<u>Y</u>	
<u>63.120(d)</u>	<u>To demonstrate compliance with §63.119(e) of this subpart (storage vessel equipped with a closed vent system and control device) using a control device other than a flare, the owner or operator shall comply with the requirements in paragraphs (d)(1) through (d)(7) of this section, except as provided in paragraph (d)(8) of this section.</u>	<u>-</u>	
<u>63.120(d)(1)</u>	<u>The owner or operator shall either prepare a design evaluation, which includes the information specified in paragraph (d)(1)(i) of this section, or submit the results of a performance test as described in paragraph (d)(1)(ii) of this section.</u>		
<u>63.120(d)(1)(i)</u>	<u>The owner or operator is not required to prepare a design evaluation for the control device as described in paragraph (d)(1)(i) of this section, if the performance tests meets the criteria specified in paragraphs (d)(1)(ii)(A) and (d)(1)(ii)(B) of this section.</u>		
<u>63.120(d)(1)(i)(A)</u>	<u>The performance test demonstrates that the control device achieves greater than or equal to the required control efficiency specified in §63.119 (e)(1) or (e)(2) of this subpart, as applicable; and</u>		
<u>63.120(d)(1)(i)(B)</u>	<u>The performance test is submitted as part of the Notification of Compliance Status required by §63.151(b) of this subpart [§63.654(f) of Subpart CC].</u>		
<u>63.120(d)(2)</u>	<u>The owner or operator shall submit, as part of the Notification of Compliance Status required by §63.151(b) of this subpart [§63.654(f) of Subpart CC], a monitoring plan containing the information specified in paragraph (d)(2)(i) of this section and in either (d)(2)(ii) or (d)(2)(iii) of this section.</u>		
<u>63.120(d)(2)(i)</u>	<u>A description of the parameter or parameters to be monitored to ensure that the control device is being properly operated and maintained, an explanation of the criteria used for selection of that parameter (or parameters), and the frequency with which monitoring will be performed (e.g., when the liquid level in the storage vessel is being raised); and</u>		
<u>63.120(d)(2)(i)(ii)</u>	<u>The information specified in paragraph (d)(2)(iii) (A) and (B) of this section if the owner or operator elects to submit the results of a performance test.</u>		
<u>63.120(d)(2)(i)(ii)(A)</u>	<u>Identification of the storage vessel and control device for which the performance test will be submitted, and</u>		
<u>63.120(d)(2)(i)(ii)(B)</u>	<u>Identification of the emission point(s) that share the control device with the storage vessel and for which the performance test will be conducted.</u>		
<u>63.120(d)(3)</u>	<u>The owner or operator shall submit, as part of the Notification of Compliance Status required by §63.152(b) of this subpart [§63.654(f) of Subpart CC], the information specified in paragraphs (d)(3)(i) and, if applicable, (d)(3)(ii) of this section.</u>		
<u>63.120(d)(3)(i)</u>	<u>The operating range for each monitoring parameter identified in the monitoring plan. The specified operating range shall represent the conditions for which the control device is being properly operated and maintained.</u>		

<u>63.120(d)(3)(i)</u>	<u>Results of the performance test described in paragraph (d)(1)(ii) of this section.</u>		
<u>63.120(d)(5)</u>	<u>The owner or operator shall monitor the parameters specified in the Notification of Compliance Status required in §63.152(b) of this subpart [§63.654(f) of Subpart CC], or in the operating permit and shall operate and maintain the control device such that the monitored parameters remain within the ranges specified in the Notification of Compliance Status.</u>		
<u>63.120(d)(6)</u>	<u>Except as provided in paragraph (d)(7) of this section, each closed vent system shall be inspected as specified in §63.148 of this subpart. The initial and annual inspections required by §63.148(b) of this subpart shall be done during filling of the storage vessel.</u>		
<u>63.123</u>	<u>Storage Vessel Provisions--Recordkeeping.</u>	<u>Y</u>	
<u>63.123(f)</u>	<u>Storage Vessel Provisions . Recordkeeping--Group 1 Closed vent system and control device</u>	<u>Y</u> -	
<u>63.123(f)(1)</u>	<u>Storage Vessel Provisions . Recordkeeping--Group 1 Closed vent system and control device – records of parameters monitored in accordance with 63.120(d)(5)</u>	<u>Y</u> -	
<u>63.123(f)(2)</u>	<u>Storage Vessel Provisions . Recordkeeping--Group 1 Closed vent system and control device – record of planned routine maintenance performed on control device including</u>	<u>Y</u> -	
<u>63.123(f)(2)(i)</u>	<u>Start date of planned routine maintenance</u>	<u>Y</u>	
<u>63.123(f)(2)(i)</u>	<u>End date of planned routine maintenance</u>	<u>Y</u>	
<u>63.123(g)</u>	<u>Storage Vessel Provisions -- Recordkeeping, Extensions</u>	<u>Y</u> -	
<u>63.148</u>	<u>Leak inspection provisions</u>	<u>Y</u>	
<u>63.148(a)</u>	<u>Leak inspection provisions: for each vapor collection system, closed-vent system, fixed roof, cover, or enclosure required to comply with this section, the owner or operator shall comply with the requirements of paragraphs (b) through (j) of this section.</u>	<u>Y</u>	
<u>63.148(b)</u>	<u>Leak inspection provisions: Except as provided in paragraphs (g) and (h) of this section, each vapor collection system and closed-vent system shall be inspected according to the procedures and schedule specified in paragraphs (b)(1) and (b)(2) of this section and each fixed roof, cover, and enclosure shall be inspected according to the procedures and schedule specified in paragraph (b)(3) of this section.</u>	<u>Y</u>	
<u>63.148(b)(1)</u>	<u>If the vapor collection system or closed vent system is constructed of hard-piping, the owner or operator shall:</u>	<u>Y</u>	
<u>63.148(b)(1)(i)</u>	<u>Conduct an initial inspection according to the procedures in paragraph (c) of this section, and</u>	<u>Y</u>	
<u>63.148(b)(1)(i)</u>	<u>Conduct annual visual inspections for visible, audible, or olfactory indications of leaks.</u>	<u>Y</u>	
<u>63.148(b)(1)(i)</u>	<u>For each fixed roof, cover, and enclosure, the owner or operator shall conduct initial visual inspections and semi-annual visual inspections for visible, audible, or olfactory indications of leaks as specified in §§63.133 through 63.137 of this subpart.</u>	<u>Y</u>	

<u>63.148(c)</u>	<u>Each vapor collection system and closed vent system shall be inspected according to the procedures specified in paragraphs (c)(1) through (c)(5) of this section.</u>	<u>Y</u>	
<u>63.148(c)(1)</u>	<u>Inspections shall be conducted in accordance with Method 21 of 40 CFR part 60, appendix A.</u>	<u>Y</u>	
<u>63.148(c)(2)(i)</u>	<u>The detection instrument shall meet the performance criteria of Method 21 of 40 CFR part 60, appendix A, except the instrument response factor criteria in section 3.1.2(a) of Method 21 shall be for the average composition of the process fluid not each individual volatile organic compound in the stream. For process streams that contain nitrogen, air, or other inerts, which are not organic hazardous air pollutants or volatile organic compounds, the average stream response factor shall be calculated on an inert-free basis.</u>	<u>Y</u>	
<u>63.148(c)(3)</u>	<u>The detection instrument shall be calibrated before use on each day of its use by the procedures specified in Method 21 of 40 CFR part 60, appendix A.</u>	<u>Y</u>	
<u>63.148(c)(4)</u>	<u>Method 21 calibration gas requirements</u>	<u>Y</u>	
<u>63.148(c)(5)</u>	<u>An owner or operator may elect to adjust or not adjust instrument readings for background. If an owner or operator elects to not adjust readings for background, all such instrument readings shall be compared directly to the applicable leak definition to determine whether there is a leak. If an owner or operator elects to adjust instrument readings for background, the owner or operator shall measure background concentration using the procedures in §§63.180(b) and (c) of subpart H of this part. The owner or operator shall subtract background reading from the maximum concentration indicated by the instrument</u>	<u>Y</u>	
<u>63.148(c)(6)</u>	<u>The arithmetic difference between the maximum concentration indicated by the instrument and the background level shall be compared with 500 parts per million for determining compliance.</u>	<u>Y</u>	
<u>63.148(d)</u>	<u>Leaks, as indicated by an instrument reading greater than 500 parts per million above background or by visual inspections, shall be repaired as soon as practicable, except as provided in paragraph (e) of this section.</u>	<u>Y</u>	
<u>63.148(d)(1)</u>	<u>A first attempt at repair shall be made no later than 5 calendar days after the leak is detected.</u>	<u>Y</u>	
<u>63.148(d)(2)</u>	<u>Repair shall be completed no later than 15 calendar days after the leak is detected.</u>	<u>Y</u>	
<u>63.148(e)</u>	<u>Delay of repair of a vapor collection system, closed vent system, fixed roof, cover, or enclosure for which leaks have been detected is allowed if the repair is technically infeasible without a shutdown, or if the owner or operator determines that emissions resulting from immediate repair would be greater than the fugitive emissions likely to result from delay of repair. Repair of such equipment shall be complete by the end of the next shutdown.</u>	<u>Y</u>	
<u>63.148(f)</u>	<u>For each vapor collection system or closed vent system that contains bypass lines that could divert a vent stream away from the control device and to the atmosphere, the owner or operator shall comply with the provisions of either paragraph (f)(1) or (f)(2) of this section, except as provided in paragraph (f)(3) of this section.</u>	<u>Y</u>	

<u>63.148(f)(1)</u>	<u>Install, calibrate, maintain, and operate a flow indicator that determines whether vent stream flow is present at least once every 15 minutes. Records shall be generated as specified in §63.118(a)(3) of this subpart. The flow indicator shall be installed at the entrance to any bypass line; or</u>	<u>Y</u>	
<u>63.148(f)(2)</u>	<u>Secure the bypass line valve in the closed position with a car-seal or a lock-and-key type configuration. A visual inspection of the seal or closure mechanism shall be performed at least once every month to ensure the valve is maintained in the closed position and the vent stream is not diverted through the bypass line.</u>	<u>Y</u>	
<u>63.148(f)(3)</u>	<u>Equipment such as low leg drains, high point bleeds, analyzer vents, open-ended valves or lines, and pressure relief valves needed for safety purposes are not subject to this paragraph.</u>	<u>Y</u>	
<u>63.148(g)</u>	<u>Any parts of the vapor collection system, closed vent system, fixed roof, cover, or enclosure that are designated, as described in paragraph (i)(1) of this section, as unsafe to inspect are exempt from the inspection requirements of paragraphs (b)(1), (b)(2), and (b)(3)(i) of this section if:</u>	<u>Y</u>	
<u>63.148(g)(1)</u>	<u>The owner or operator determines that the equipment is unsafe to inspect because inspecting personnel would be exposed to an imminent or potential danger as a consequence of complying with paragraphs (b)(1), (b)(2), or (b)(3)(i) of this section; and</u>	<u>Y</u>	
<u>63.148(g)(2)</u>	<u>The owner or operator has a written plan that requires inspection of the equipment as frequently as practicable during safe-to-inspect times.</u>	<u>Y</u>	
<u>63.148(h)</u>	<u>Any parts of the vapor collection system, closed vent system, fixed roof, cover, or enclosure that are designated, as described in paragraph (i)(2) of this section, as difficult to inspect are exempt from the inspection requirements of paragraphs (b)(1), (b)(2), and (b)(3)(i) of this section if:</u>	<u>Y</u>	
<u>63.148(h)(1)</u>	<u>The owner or operator determines that the equipment cannot be inspected without elevating the inspecting personnel more than 2 meters above a support surface; and</u>	<u>Y</u>	
<u>63.148(h)(2)</u>	<u>The owner or operator has a written plan that requires inspection of the equipment at least once every 5 years.</u>	<u>Y</u>	
<u>63.148(i)</u>	<u>The owner or operator shall record the information specified in paragraphs (i)(1) through (i)(5) of this section.</u>	<u>Y</u>	
<u>63.148(i)(1)</u>	<u>Identification of all parts of the vapor collection system, closed vent system, fixed roof, cover, or enclosure that are designated as unsafe to inspect, an explanation of why the equipment is unsafe to inspect, and the plan for inspecting the equipment.</u>	<u>Y</u>	
<u>63.148(i)(2)</u>	<u>Identification of all parts of the vapor collection system, closed vent system, fixed roof, cover, or enclosure that are designated as difficult to inspect, an explanation of why the equipment is difficult to inspect, and the plan for inspecting the equipment.</u>	<u>Y</u>	
<u>63.148(i)(3)</u>	<u>For each vapor collection system or closed vent system that contains bypass lines that could divert a vent stream away from the control device and to the atmosphere, the owner or operator shall keep a record of the information specified in either paragraph (i)(3)(i) or (i)(3)(ii) of this section.</u>	<u>Y</u>	

<u>63.148(i)(3)(i)</u> <u>l</u>	Hourly records of whether the flow indicator specified under paragraph (f)(1) of this section was operating and whether a diversion was detected at any time during the hour, as well as records of the times of all periods when the vent stream is diverted from the control device or the flow indicator is not operating.	<u>Y</u>	
<u>63.148(i)(3)(i)</u> <u>i</u>	Where a seal mechanism is used to comply with paragraph (f)(2) of this section, hourly records of flow are not required. In such cases, the owner or operator shall record whether the monthly visual inspection of the seals or closure mechanisms has been done, and shall record the occurrence of all periods when the seal mechanism is broken, the bypass line valve position has changed, or the key for a lock-and-key type configuration has been checked out, and records of any car-seal that has broken.	<u>Y</u>	
<u>63.148(i)(4)</u>	For each inspection during which a leak is detected, a record of the information specified in paragraphs (i)(4)(i) through (i)(4)(viii) of this section.	<u>Y</u>	
<u>63.148(i)(4)(i)</u> <u>l</u>	The instrument identification numbers; operator name or initials; and identification of the equipment.	<u>Y</u>	
<u>63.148(i)(4)(i)</u> <u>i</u>	The date the leak was detected and the date of the first attempt to repair the leak.	<u>Y</u>	
<u>63.148(i)(4)(i)</u> <u>ii</u>	Maximum instrument reading measured by the method specified in paragraph (d) of this section after the leak is successfully repaired or determined to be nonrepairable.	<u>Y</u>	
<u>63.148(i)(4)(i)</u> <u>v</u>	“Repair delayed” and the reason for the delay if a leak is not repaired within 15 calendar days after discovery of the leak.	<u>Y</u>	
<u>63.148(i)(4)(v)</u> <u>l</u>	The name, initials, or other form of identification of the owner or operator (or designee) whose decision it was that repair could not be effected without a shutdown.	<u>Y</u>	
<u>63.148(i)(4)(v)</u> <u>i</u>	The expected date of successful repair of the leak if a leak is not repaired within 15 calendar days.	<u>Y</u>	
<u>63.148(i)(4)(v)</u> <u>ii</u>	Dates of shutdowns that occur while the equipment is unrepaired.	<u>Y</u>	
<u>63.148(i)(4)(v)</u> <u>iii</u>	The date of successful repair of the leak.	<u>Y</u>	
<u>63.148(i)(5)</u>	For each inspection conducted in accordance with paragraph (c) of this section during which no leaks are detected, a record that the inspection was performed, the date of the inspection, and a statement that no leaks were detected.	<u>Y</u>	
<u>63.148(i)(6)</u>	For each visual inspection conducted in accordance with paragraph (b)(1)(ii) or (b)(3)(ii) of this section during which no leaks are detected, a record that the inspection was performed, the date of the inspection, and a statement that no leaks were detected.	<u>Y</u>	
<u>63.148(i)</u>	The owner or operator shall submit with the reports required by §63.182(b) of subpart H of this part or with the reports required by §63.152(c) of this subpart [63.654(g) of Subpart CC], the information specified in paragraphs (j)(1) through (j)(3) of this section.	<u>Y</u>	
<u>63.148(i)(1)</u>	The information specified in paragraph (i)(4) of this section;	<u>Y</u>	

<u>63.148(i)(2)</u>	<u>Reports of the times of all periods recorded under paragraph (i)(3)(i) of this section when the vent stream is diverted from the control device through a bypass line; and</u>	<u>Y</u>	
<u>63.148(i)(3)</u>	<u>Reports of all periods recorded under paragraph (i)(3)(ii) of this section in which the seal mechanism is broken, the bypass line valve position has changed, or the key to unlock the bypass line valve was checked out.</u>	<u>Y</u>	
<u>40 CFR 63 Subpart CC</u>	<u>NESHAP for Source Categories - Petroleum Refineries (MACT) (06/03/2003)</u> <u>REQUIREMENTS FOR Group 1 Tanks with Closed Vent System and Control Device</u>		
<u>63.640</u>	<u>Applicability</u>	<u>Y</u>	
<u>63.640(c)(2)</u>	<u>Applicability and Designation of Storage Vessels</u>	<u>Y</u>	
<u>63.641</u>	<u>Definitions:</u>	<u>Y</u>	
<u>63.646</u>	<u>Storage Vessel Provisions</u>	<u>Y</u>	
<u>63.646(a)</u>	<u>Storage Vessel Provisions--Group 1, Comply with Subpart G 63.119 through 63.121.</u>	<u>Y</u>	
<u>63.646(b)(1)</u>	<u>Storage Vessel Provisions--Determine stored liquid % OHAP for group determination</u>	<u>Y</u>	
<u>63.646(b)(2)</u>	<u>Storage Vessel Provisions--Determine stored liquid % OHAP-method 18 to resolve disputes</u>	<u>Y</u>	
<u>63.646(c)</u>	<u>Storage Vessel Provisions--40 CFR 63 exclusions for storage vessels – 63.119(b)(5); (b)(6); (c)(2); and (d)(2) are not applicable</u>	<u>Y</u>	
<u>63.646(d)</u>	<u>Storage Vessel Provisions—How to handle references in 40 CFR 63 Subpart G for storage vessels</u>	<u>Y</u>	
<u>63.646(g)</u>	<u>Storage Vessel Provisions—Failure to perform inspections and monitoring required by this section shall constitute a violation of the applicable standard of this subpart.</u>	<u>Y</u>	
<u>63.646(h)</u>	<u>Storage Vessel Provisions—References in 63.119 through 63.121 to 63.122(g)(1), 63.151, and references to initial notification requirements do not apply</u>	<u>Y</u>	
<u>63.646(i)</u>	<u>Storage Vessel Provisions—References to the Implementation Plan in 63.120, paragraphs (d)(2) and (d)(3)(i) shall be replaced with the Notification of Compliance Status report.</u>	<u>Y</u>	
<u>63.646(j)</u>	<u>Storage Vessel Provisions—References to the Notification of Compliance Status Report in 63.152(b) shall be replaced with 63.654(f).</u>	<u>Y</u>	
<u>63.646(k)</u>	<u>Storage Vessel Provisions—References to the Periodic Reports in 63.152(c) shall be replaced with 63.654(g).</u>	<u>Y</u>	
<u>63.646(l)</u>	<u>Storage Vessel Provisions--State or local permitting agency notification requirements</u>	<u>Y</u>	
<u>63.654</u>	<u>Reporting and Recordkeeping Requirements</u>	<u>Y</u>	
<u>63.654(f)</u>	<u>Reporting and Recordkeeping Requirements--Notice of compliance status report requirements</u>	<u>Y</u>	
<u>63.654(f)(1)(i)(A)</u>	<u>Reporting and Recordkeeping Requirements--Notice of compliance status report requirements--Reporting--storage vessels</u>	<u>Y</u>	
<u>63.654(f)(1)(i)(A)(1)</u>	<u>Reporting and Recordkeeping Requirements--Notice of compliance status report requirements--Reporting--storage vessels</u>	<u>Y</u>	
<u>63.654(g)(1)</u>	<u>Periodic Reporting and Recordkeeping Requirements--storage vessels</u>	<u>Y</u>	

63.654(g)(5)	Reporting and Recordkeeping Requirements—storage vessels with closed vent systems and control devices	<u>Y</u>	
63.654(g)(5)(i)	Reporting and Recordkeeping Requirements—storage vessels with closed vent systems and control devices	<u>Y</u>	
63.654(g)(5)(i)(A)	Reporting and Recordkeeping Requirements—storage vessels with closed vent systems and control devices	<u>Y</u>	
63.654(g)(5)(i)(B)	Reporting and Recordkeeping Requirements—storage vessels with closed vent systems and control devices	<u>Y</u>	
63.654(g)(5)(i)	Reporting and Recordkeeping Requirements—storage vessels with closed vent systems and control devices	<u>Y</u>	
63.654(h)(2)	Reporting and Recordkeeping Requirements--Other reports--Storage vessel notification of inspections.	<u>Y</u>	
63.654(h)(2)(i)	Reporting and Recordkeeping Requirements--Other reports--Storage vessel notification of inspections.	<u>Y</u>	
63.654(h)(2)(i)(A)	Reporting and Recordkeeping Requirements--Other reports--Storage vessel notification of inspections.	<u>Y</u>	
63.654(h)(2)(i)(C)	Reporting and Recordkeeping Requirements--Other reports--Storage vessel notification of inspections.	<u>Y</u>	
63.654(h)(6)	Reporting and Recordkeeping Requirements--Other reports--Determination of Applicability	<u>Y</u>	
63.654(h)(6)(ii)	Reporting and Recordkeeping Requirements--Other reports--Determination of Applicability	<u>Y</u>	
63.654(i)(1)	Reporting and Recordkeeping Requirements--Recordkeeping for storage vessels	<u>Y</u>	
63.654(i)(1)(i)	Reporting and Recordkeeping Requirements--Recordkeeping for storage vessels	<u>Y</u>	
63.654(i)(1)(i)(v)	Reporting and Recordkeeping Requirements--Recordkeeping for Group 2 storage vessels	<u>Y</u>	
63.654(i)(2)	Reporting and Recordkeeping Requirements—Performance test records	<u>Y</u>	
63.654(i)(4)	Reporting and Recordkeeping Requirements—Record retention	<u>Y</u>	
BAAQMD Condition # 19528			
Part 1	Throughput limit (basis: Regulation 2-1-234.3, Regulation 2-1-403 Regulation 2-6-503)	<u>Y</u>	

Table IV – AZ Cluster 01aF-101E
Source-specific Applicable Requirements
S656 – Tank A-846, S658 – Tank A-847
MACT Exempt – Vented to Fuel Gas

Applicable Requirement	Regulation Title or Description of Requirement	Federally Enforceable (Y/N)	Future Effective Date
------------------------	--	-----------------------------	-----------------------

Table IV – AZ Cluster 01aF-101E
Source-specific Applicable Requirements
S656 – Tank A-846, S658 – Tank A-847
MACT Exempt – Vented to Fuel Gas

Applicable Requirement	Regulation Title or Description of Requirement	Federally Enforceable (Y/N)	Future Effective Date
BAAQMD Regulation 8 Rule 5	<u>Organic Compounds - Storage of Organic Liquids (10/18/2006) Exempt</u>	<u>Y</u>	
<u>8-5-117</u>	<u>Limited Exemption, Low Vapor Pressure</u>		
SIP Regulation 8 Rule 5	<u>Organic Compounds - Storage of Organic Liquids (06/05/2003) Exempt</u>		
<u>8-5-117</u>	<u>Exemption, Low Vapor Pressure</u>	<u>N</u>	
<u>40 CFR 63 Subpart CC Refinery MACT</u>	<u>NESHAP for Source Categories - Petroleum Refineries (MACT) (06/03/2003)</u> <u>REQUIREMENTS FOR TANKS ALSO SUBJECT TO NSPS</u> <u>Exempt per 63.640(d)(5) (vented to fuel gas)</u>	<u>Y</u>	
<u>63.640</u>	<u>Applicability</u>	<u>Y</u>	
<u>63.640(c)(2)</u>	<u>Applicability and Designation of Storage Vessels</u>	<u>Y</u>	
<u>63.640(d)(5)</u>	<u>Exclusion for emission points routed to fuel gas system</u>	<u>Y</u>	
<u>63.642(e)</u>	<u>General recordkeeping requirements:</u> Time period for keeping records, unless specified otherwise.	<u>63.642(e) & 63.654(i)(4)</u> <u>keep all other records</u> <u>5 years,</u> <u>retrievable within 24 hr</u>	<u>Y</u>
<u>63.654(i)</u>	<u>Applicability records:</u> Time period for keeping records of applicability determination, unless specified otherwise.	<u>63.654(i)(1)</u> <u>63.123(a)</u> <u>Keep record readily accessible for the service life of the tank</u>	<u>Y</u>
	<u>Applicability records:</u> Records of dimensions & capacity required for nonexempt tanks?	<u>63.654(i)(1)</u> <u>63.646(a)&63.119(a)(3)</u> <u>63.123(a)</u> <u>Required</u> <u>Keep record readily accessible for service life of the tank*</u>	<u>Y</u>
	<u>Applicability records:</u> Additional recordkeeping requirements for certain tanks.	<u>63.654(i)(1)(iv)</u> <u>determination of HAP content</u> <u>Keep record readily accessible for service life of the tank</u>	<u>Y</u>
BAAQMD Condition # 10696			
Part 1	Requirement for abatement by A-12 and A-14	Y	
Part 2	Fugitive component inspection and maintenance	<u>Y</u>	
Part 3	Pressure relief valve requirement	<u>Y</u>	
Part 4	Fugitive component count and emission offsetting requirements	Y	

Table IV – ~~AZ Cluster 01aF-101E~~
Source-specific Applicable Requirements
S656 – Tank A-846, S658 – Tank A-847
MACT Exempt – Vented to Fuel Gas

Applicable Requirement	Regulation Title or Description of Requirement	Federally Enforceable (Y/N)	Future Effective Date
BAAQMD Condition # 19528			
Part 1	Throughput limit (basis: Regulation 2-1-234.3, Regulation 2-1-403 Regulation 2-6-503)	Y	

Table IV – ~~F-101BBA1 Cluster 01a~~
Source-specific Applicable Requirements
S28 – Tank A-028, S44 – Tank A-044, S258 – Tank A-258, S270 – Tank A-270,
S272 – Tank A-272, S274 – Tank A-274, ~~S327 – Tank A-327~~, S377 – Tank A-377,
S403 – Tank A-403, S405 – Tank A-405, S430 – Tank A-430, S622 – Tank A-622,
~~S656 – Tank A-846, S1464 – Tank A-868~~, S1465 – Tank A-869
Low Vapor Pressure
MACT Group 2 Recordkeeping Only

Applicable Requirement	Regulation Title or Description of Requirement	Federally Enforceable (Y/N)	Future Effective Date
BAAQMD Regulation Reg-8 Rule 5	Organic Compounds - Storage of Organic Liquids (10/18/2006) Exempt	Y	
8-5-117	Limited Exemption, Low Vapor Pressure	N	
SIP Regulation 8 Rule 5	Organic Compounds - Storage of Organic Liquids (06/05/2003) Exempt		
8-5-117	Exemption, Low Vapor Pressure	Y	
40 CFR 63 Subpart CC Refinery MACT	NESHAPS for Source Categories - Petroleum Refineries (MACT) (06/03/2003)N REQUIREMENTS FOR GROUP 2 Tanks (Recordkeeping only) ESHAP for Petroleum Refineries REQUIREMENTS FOR TANKS ALSO SUBJECT TO NSPS Kb	Y	
63.640(c)(2)	Applicability and Designation of Storage Vessels	Y	
63.641	Definitions:	Y	
63.646	Storage Vessel Provisions	Y	
63.646(b)(1)	Storage Vessel Provisions--Determine stored liquid % OHAP for group determination	Y	

Table IV – ~~F-101BBA1 Cluster 01a~~
Source-specific Applicable Requirements
S28 – Tank A-028, S44 – Tank A-044, S258 – Tank A-258, S270 – Tank A-270,
S272 – Tank A-272, S274 – Tank A-274, ~~S327 – Tank A-327~~, S377 – Tank A-377,
S403 – Tank A-403, S405 – Tank A-405, S430 – Tank A-430, S622 – Tank A-622,
~~S656 – Tank A-846, S1464 – Tank A-868~~, S1465 – Tank A-869
Low Vapor Pressure
MACT Group 2 Recordkeeping Only

Applicable Requirement	Regulation Title or Description of Requirement	Federally Enforceable (Y/N)	Future Effective Date
<u>63.646(b)(2)</u>	<u>Storage Vessel Provisions--Determine stored liquid % OHAP-method 18 to resolve disputes</u>	<u>Y</u>	
<u>63.654(h)(6)</u>	<u>Reporting and Recordkeeping Requirements--Other reports--Determination of Applicability</u>	<u>Y</u>	
<u>63.654(h)(6)(ii)</u>	<u>Reporting and Recordkeeping Requirements--Other reports--Determination of Applicability</u>	<u>Y</u>	
<u>63.654(i)(I)</u>	<u>Reporting and Recordkeeping Requirements--Recordkeeping for storage vessels</u>	<u>Y</u>	
<u>63.654(i)(I)(i)</u>	<u>Reporting and Recordkeeping Requirements--Recordkeeping for storage vessels</u>	<u>Y</u>	
<u>63.654(i)(I)(i v)</u>	<u>Reporting and Recordkeeping Requirements--Recordkeeping for Group 2 storage vessels</u>	<u>Y</u>	
63.640(n)	Which rule governs for storage vessels subject to both Refinery MACT and NSPS subpart Kb?	Y	
NSPS Subpart Kb	63.640(n)(1) NSPS subpart Kb Volatile Organic Liquid Storage Vessels REQUIREMENTS FOR RECORDKEEPING ONLY	Y	
60.116b(a)	Applicability records: Time period for keeping records of applicability determination, unless specified otherwise.	Y	
60.116b(b)	Applicability records: Records of dimensions & capacity required for nonexempt tanks?	Y	
60.116b(e)	Applicability records: Additional recordkeeping requirements for certain tanks.	Y	
60.116b(d)	Periodic Reports: Miscellaneous additional info to report:	Y	

Table IV – ~~F-101BBA1 Cluster 01a~~
Source-specific Applicable Requirements
S28 – Tank A-028, S44 – Tank A-044, S258 – Tank A-258, S270 – Tank A-270,
S272 – Tank A-272, S274 – Tank A-274, ~~S327 – Tank A-327,~~ S377 – Tank A-377,
S403 – Tank A-403, S405 – Tank A-405, S430 – Tank A-430, S622 – Tank A-622,
~~S656 – Tank A-846, S1464 – Tank A-868,~~ S1465 – Tank A-869
Low Vapor Pressure
MACT Group 2 Recordkeeping Only

Applicable Requirement	Regulation Title or Description of Requirement	Federally Enforceable (Y/N)	Future Effective Date
60.116b(e)	True vapor pressure (TVP) determination for applicability:	60.116b(e) maximum TVP of the stored liquid, based on highest calendar month average storage temperature	Y
	Applicability determination: Miscellaneous recordkeeping exemptions:	60.116b(g) keeping record of TVP is not required if tank is routed to a compliant control device	Y
NSPS Subpart A	New Source Performance Standards GENERAL PROVISIONS	Y	
60.7(a)	Initial Notification: Is initial notification of the source's existence required?	60.7(a)(1) notification within 30 days after begin construction	Y
	Initial Notification: Is initial notification required if tank becomes affected only as a result of a modification?	60.7(a)(4) notification 60 days or as soon as practicable before the change	Y
60.7(f)	General recordkeeping requirements: Time period for keeping records, unless specified otherwise.	60.7(f) Keep all reports & notifications for 2 years	Y
	General recordkeeping requirements: Keep all reports and notification for the specified period of time.	60.7(f) required	Y

Table IV – ~~BA1 Cluster 01a~~F-101E
Source-specific Applicable Requirements
~~S28 – Tank A-028, S44 – Tank A-044, S258 – Tank A-258, S270 – Tank A-270,~~
~~S272 – Tank A-272, S274 – Tank A-274, S327 – Tank A-327, S377 – Tank A-377,~~
~~S403 – Tank A-403, S405 – Tank A-405, S430 – Tank A-430, S622 – Tank A-622,~~
~~S656 – Tank A-846, S1464 – Tank A-868, S1465 – Tank A-869~~

Applicable Requirement	Regulation Title or Description of Requirement	Federally Enforceable (Y/N)	Future Effective Date
------------------------	--	-----------------------------	-----------------------

**Table IV – BA1 Cluster 01aF-101E
Source-specific Applicable Requirements**

~~S28 – Tank A-028, S44 – Tank A-044, S258 – Tank A-258, S270 – Tank A-270,
S272 – Tank A-272, S274 – Tank A-274, S327 – Tank A-327, S377 – Tank A-377,
S403 – Tank A-403, S405 – Tank A-405, S430 – Tank A-430, S622 – Tank A-622,
S656 – Tank A-846, S1464 – Tank A-868, S1465 – Tank A-869~~

Applicable Requirement	Regulation Title or Description of Requirement	Federally Enforceable (Y/N)	Future Effective Date
BAAQMD Reg 8 Rule 5	<u>Organic Compounds - Storage of Organic Liquids (10/18/2006)</u> Exempt	<u>Y</u>	
8-5-117	Limited Exemption, Low Vapor Pressure	<u>N</u>	
SIP Reg 8 Rule 5	<u>Organic Compounds - Storage of Organic Liquids (06/05/2003)</u> Exempt		
8-5-117	Exemption, Low Vapor Pressure	<u>Y</u>	
<i>40 CFR 63 Subpart CCRefinery MACT</i>	<u>NESHAP for Source Categories - Petroleum Refineries (MACT) (06/03/2003)</u> Exempt per 63.640(d)(5) (vented to fuel gas) NESHAP for Petroleum Refineries REQUIREMENTS FOR TANKS ALSO SUBJECT TO NSPS Kb	<u>Y</u>	
63.640	<u>Applicability</u>	<u>Y</u>	
63.640(c)(2)	<u>Applicability and Designation of Storage Vessels</u>	<u>Y</u>	
63.640(d)(5)	<u>Exclusion for emission points routed to fuel gas system</u>	<u>Y</u>	
63.640(n)	Which rule governs for storage vessels subject to both Refinery MACT and NSPS subpart Kb? 63.640(n)(1) NSPS subpart Kb	<u>Y</u>	
NSPS Subpart Kb	<u>Volatile Organic Liquid Storage Vessels</u> REQUIREMENTS FOR RECORDKEEPING ONLY	<u>Y</u>	
60.116b(a)	Applicability records: Time period for keeping records of applicability determination, unless specified otherwise. 60.116b(a) Keep for 5 years	<u>Y</u>	
60.116b(b)	Applicability records: Records of dimensions & capacity required for nonexempt tanks? 60.116b(b) Required Keep record readily accessible for the life of the tank	<u>Y</u>	
60.116b(c)	Applicability records: Additional recordkeeping requirements for certain tanks. 60.116b(c) identification & TVP of the stored product, if capacity ≥ 20,000 gallons, and TVP ≥ 2.2, OR capacity ≥ 40,000 gallons, and TVP ≥ 0.51 Keep record as long as the tank is in that service	<u>Y</u>	
60.116b(d)	Periodic Reports: Miscellaneous additional info to report: 60.116b(d) TVP exceedances for a tank > 20,000 gallons that is normally below the TVP cutoff	<u>Y</u>	

**Table IV – BA1 Cluster 01aF-101E
Source-specific Applicable Requirements**

~~S28 – Tank A-028, S44 – Tank A-044, S258 – Tank A-258, S270 – Tank A-270,
S272 – Tank A-272, S274 – Tank A-274, S327 – Tank A-327, S377 – Tank A-377,
S403 – Tank A-403, S405 – Tank A-405, S430 – Tank A-430, S622 – Tank A-622,
S656 – Tank A-846, S1464 – Tank A-868, S1465 – Tank A-869~~

Applicable Requirement	Regulation Title or Description of Requirement	Federally Enforceable (Y/N)	Future Effective Date
60.116b(e)	True vapor pressure (TVP) determination for applicability:	60.116b(e) maximum TVP of the stored liquid, based on highest calendar month average storage temperature	Y
	Applicability determination: Miscellaneous recordkeeping exemptions:	60.116b(g) keeping record of TVP is not required if tank is routed to a compliant control device	Y
NSPS Subpart A	New Source Performance Standards GENERAL PROVISIONS	Y	
60.7(a)	Initial Notification: Is initial notification of the source's existence required?	60.7(a)(1) notification within 30 days after begin construction	Y
	Initial Notification: Is initial notification required if tank becomes affected only as a result of a modification?	60.7(a)(4) notification 60 days or as soon as practicable before the change	Y
60.7(f)	General recordkeeping requirements: Time period for keeping records, unless specified otherwise.	60.7(f) Keep all reports & notifications for 2 years	Y
	General recordkeeping requirements: Keep all reports and notification for the specified period of time.	60.7(f) required	Y

**Table IV – (F-101B)BA2 Cluster 01a
Source-specific Applicable Requirements**

~~S1464 – Tank A-868~~

~~Low Vapor Pressure~~

~~MACT Group 2 Recordkeeping Only~~

Applicable Requirement	Regulation Title or Description of Requirement	Federally Enforceable (Y/N)	Future Effective Date
BAAQMD <u>Regulation</u> <u>Reg-8 Rule 5</u>	<u>Organic Compounds - Storage of Organic Liquids</u> <u>(10/18/2006)</u> Exempt	Y	

Table IV – (F-101B)BA2 Cluster 01a
Source-specific Applicable Requirements
S1464 – Tank A-868
Low Vapor Pressure
MACT Group 2 Recordkeeping Only

Applicable Requirement	Regulation Title or Description of Requirement	Federally Enforceable (Y/N)	Future Effective Date
8-5-117	<u>Limited Exemption, Low Vapor Pressure</u>	<u>N</u>	
<u>SIP Regulation 8 Rule 5</u>	<u>Organic Compounds - Storage of Organic Liquids (06/05/2003)</u> <u>Exempt</u>		
8-5-117	<u>Exemption, Low Vapor Pressure</u>	<u>Y</u>	
<i>Refinery</i> <i>MACT40 CFR</i> <i>63 Subpart CC</i>	<u>NESHAPS for Source Categories - Petroleum Refineries (MACT) (06/03/2003)</u> REQUIREMENTS FOR GROUP 2 Tanks (Recordkeeping only) TANKS ALSO SUBJECT TO NSPS Kb	Y	
<u>63.640(c)(2)</u>	<u>Applicability and Designation of Storage Vessels</u>	<u>Y</u>	
<u>63.641</u>	<u>Definitions:</u>	<u>Y</u>	
<u>63.646</u>	<u>Storage Vessel Provisions</u>	<u>Y</u>	
<u>63.646(b)(1)</u>	<u>Storage Vessel Provisions--Determine stored liquid % OHAP for group determination</u>	<u>Y</u>	
<u>63.646(b)(2)</u>	<u>Storage Vessel Provisions--Determine stored liquid % OHAP-method 18 to resolve disputes</u>	<u>Y</u>	
<u>63.654(h)(6)</u>	<u>Reporting and Recordkeeping Requirements--Other reports--Determination of Applicability</u>	<u>Y</u>	
<u>63.654(h)(6)(ii)</u>	<u>Reporting and Recordkeeping Requirements--Other reports--Determination of Applicability</u>	<u>Y</u>	
<u>63.654(i)(1)</u>	<u>Reporting and Recordkeeping Requirements--Recordkeeping for storage vessels</u>	<u>Y</u>	
<u>63.654(i)(1)(i)</u>	<u>Reporting and Recordkeeping Requirements--Recordkeeping for storage vessels</u>	<u>Y</u>	
<u>63.654(i)(1)(iv)</u>	<u>Reporting and Recordkeeping Requirements--Recordkeeping for Group 2 storage vessels</u>	<u>Y</u>	
<u>63.640(n)</u>	<u>Which rule governs for storage vessels subject to both Refinery MACT and NSPS subpart Kb?</u> 63.640(n)(1) NSPS subpart Kb	Y	
NSPS Subpart Kb	<u>Volatile Organic Liquid Storage Vessels</u> <u>REQUIREMENTS FOR RECORDKEEPING ONLY</u>	Y	
<u>60.116b(a)</u>	<u>Applicability records:</u> <u>Time period for keeping records of applicability determination, unless specified otherwise.</u> 60.116b(a) Keep for 5 years	<u>Y</u>	
<u>60.116b(b)</u>	<u>Applicability records:</u> <u>Records of dimensions & capacity required for nonexempt tanks?</u> 60.116b(b) Required Keep record readily accessible for the life of the tank	Y	

Table IV – (F-101B)BA2 Cluster 01a
Source-specific Applicable Requirements
S1464 – Tank A-868
Low Vapor Pressure
MACT Group 2 Recordkeeping Only

Applicable Requirement	Regulation Title or Description of Requirement	Federally Enforceable (Y/N)	Future Effective Date
60.116b(e)	Applicability records: Additional recordkeeping requirements for certain tanks. 60.116b(e) identification & TVP of the stored product, if capacity ≥ 20,000 gallons, and TVP ≥ 2.2, OR capacity ≥ 40,000 gallons, and TVP ≥ 0.51 Keep record as long as the tank is in that service	Y	
60.116b(d)	Periodic Reports: Miscellaneous additional info to report: 60.116b(d) TVP exceedances for a tank > 20,000 gallons that is normally below the TVP cutoff	Y	
60.116b(e)	True vapor pressure (TVP) determination for applicability: 60.116b(e) maximum TVP of the stored liquid, based on highest calendar month average storage temperature	Y	
	Applicability determination: Miscellaneous recordkeeping exemptions: 60.116b(g) keeping record of TVP is not required if tank is routed to a compliant control device	Y	
NSPS Subpart A	New Source Performance Standards GENERAL PROVISIONS	Y	
60.7(a)	Initial Notification: Is initial notification of the source's existence required? 60.7(a)(1) notification within 30 days after begin construction	Y	
	Initial Notification: Is initial notification required if tank becomes affected only as a result of a modification? 60.7(a)(4) notification 60 days or as soon as practicable before the change	Y	
60.7(f)	General recordkeeping requirements: Time period for keeping records, unless specified otherwise. 60.7(f) Keep all reports & notifications for 2 years	Y	
	General recordkeeping requirements: Keep all reports and notification for the specified period of time. 60.7(f) required	Y	
BAAQMD Condition # 17477			
Part D1	Throughput Limit (basis: cumulative increase, toxics)	Y	
Part D2	True Vapor Pressure Limit (basis: cumulative increase)	Y	
Part D3	Fitting Count Requirements (basis: cumulative increase, toxics, offsets)	Y	

Table IV – (F-101B)BA2 Cluster 01a
Source-specific Applicable Requirements
S1464 – Tank A-868
Low Vapor Pressure
MACT Group 2 Recordkeeping Only

Applicable Requirement	Regulation Title or Description of Requirement	Federally Enforceable (Y/N)	Future Effective Date
Part D4	Requirements for Alternative Material Storage (basis: cumulative increase, toxics)	Y	
Part D5	Record Keeping (basis: cumulative increase, toxics)	Y	
BAAQMD Condition # 19528			
Part 1	Throughput limit (basis: Regulation 2-1-234.3, Regulation 2-1-403 Regulation 2-6-503)	Y	

Table IV – (F-101B) BA3 Cluster 01a
Source-specific Applicable Requirements
S1465 – Tank A-869
Low Vapor Pressure
MACT Group 2 Recordkeeping Only

Applicable Requirement	Regulation Title or Description of Requirement	Federally Enforceable (Y/N)	Future Effective Date
BAAQMD Reg Regulation 8 Rule 5	<u>Organic Compounds - Storage of Organic Liquids (10/18/2006) Exempt</u>	Y	
8-5-117	<u>Limited Exemption, Low Vapor Pressure</u>	N	
SIP Regulation 8 Rule 5	<u>Organic Compounds - Storage of Organic Liquids (06/05/2003) Exempt</u>		
8-5-117	<u>Exemption, Low Vapor Pressure</u>	Y	
<i>Refinery MACT40 CFR 63 Subpart CC</i>	<u>NESHAPS for Source Categories - Petroleum Refineries (MACT) (06/03/2003) REQUIREMENTS FOR GROUP 2 Tanks (Recordkeeping only) NESHAP for Petroleum Refineries REQUIREMENTS FOR TANKS ALSO SUBJECT TO NSPS kb</u>	Y	
63.640(c)(2)	<u>Applicability and Designation of Storage Vessels</u>	Y	
63.641	<u>Definitions:</u>	Y	
63.646	<u>Storage Vessel Provisions</u>	Y	

Table IV – (F-101B) BA3 Cluster 01a
Source-specific Applicable Requirements
S1465 – Tank A-869
Low Vapor Pressure
MACT Group 2 Recordkeeping Only

Applicable Requirement	Regulation Title or Description of Requirement	Federally Enforceable (Y/N)	Future Effective Date
63.646(b)(1)	Storage Vessel Provisions--Determine stored liquid % OHAP for group determination	Y	
63.646(b)(2)	Storage Vessel Provisions--Determine stored liquid % OHAP-method 18 to resolve disputes	Y	
63.654(h)(6)	Reporting and Recordkeeping Requirements--Other reports--Determination of Applicability	Y	
63.654(h)(6)(ii)	Reporting and Recordkeeping Requirements--Other reports--Determination of Applicability	Y	
63.654(i)(1)	Reporting and Recordkeeping Requirements--Recordkeeping for storage vessels	Y	
63.654(i)(1)(i)	Reporting and Recordkeeping Requirements--Recordkeeping for storage vessels	Y	
63.654(i)(1)(iv)	Reporting and Recordkeeping Requirements--Recordkeeping for Group 2 storage vessels	Y	
63.640(n)	Which rule governs for storage vessels subject to both Refinery MACT and NSPS subpart Kb? 63.640(n)(1) NSPS subpart Kb	Y	
NSPS Subpart Kb	Volatile Organic Liquid Storage Vessels REQUIREMENTS FOR RECORDKEEPING ONLY	Y	
60.116b(a)	Applicability records: Time period for keeping records of applicability determination, unless specified otherwise. 60.116b(a) Keep for 5 years	<u>Y</u>	
60.116b(b)	Applicability records: Records of dimensions & capacity required for nonexempt tanks? 60.116b(b) Required Keep record readily accessible for the life of the tank	Y	
60.116b(e)	Applicability records: Additional recordkeeping requirements for certain tanks. 60.116b(e) identification & TVP of the stored product, if capacity ≥ 20,000 gallons, and TVP ≥ 2.2, OR capacity ≥ 40,000 gallons, and TVP ≥ 0.51 Keep record as long as the tank is in that service	Y	
60.116b(d)	Periodic Reports: Miscellaneous additional info to report: 60.116b(d) TVP exceedances for a tank > 20,000 gallons that is normally below the TVP cutoff	Y	
60.116b(e)	True vapor pressure (TVP) determination for applicability: 60.116b(e) maximum TVP of the stored liquid, based on highest calendar month average storage temperature	Y	

Table IV – (F-101B) BA3 Cluster 01a
Source-specific Applicable Requirements
S1465 – Tank A-869
Low Vapor Pressure
MACT Group 2 Recordkeeping Only

Applicable Requirement	Regulation Title or Description of Requirement	Federally Enforceable (Y/N)	Future Effective Date
	Applicability determination: Miscellaneous recordkeeping exemptions: 60.116b(g) keeping record of TVP is not required if tank is routed to a compliant control device	Y	
NSPS Subpart A	New Source Performance Standards GENERAL PROVISIONS	Y	
60.7(a)	Initial Notification: Is initial notification of the source's existence required? 60.7(a)(1) notification within 30 days after begin construction	Y	
	Initial Notification: Is initial notification required if tank becomes affected only as a result of a modification? 60.7(a)(4) notification 60 days or as soon as practicable before the change	Y	
60.7(f)	General recordkeeping requirements: Time period for keeping records, unless specified otherwise. 60.7(f) Keep all reports & notifications for 2 years	Y	
	General recordkeeping requirements: Keep all reports and notification for the specified period of time. 60.7(f) required	Y	
BAAQMD Condition # 17477			
Part E1	Throughput Limit (basis: cumulative increase, toxics)	Y	
Part E2	True Vapor Pressure Limit (basis: cumulative increase)	Y	
Part E3	Fitting Count Requirements (basis: cumulative increase, toxics, offsets)	Y	
Part E4	Requirements for Alternative Material Storage (basis: cumulative increase, toxics)	Y	
Part E5	Record Keeping (basis: cumulative increase, toxics)	Y	
BAAQMD Condition # 19528			
Part 1	Throughput limit (basis: Regulation 2-1-234.3, Regulation 2-1-403 Regulation 2-6-503)	Y	

**Table IV – (F-101B) BB Cluster 01a
Source-specific Applicable Requirements
S650 – Tank A-650**

Applicable Requirement	Regulation Title or Description of Requirement	Federally Enforceable (Y/N)	Future Effective Date
BAAQMD Reg Regulation 8 Rule 5	<u>Organic Compounds - Storage of Organic Liquids (10/18/2006) Exempt</u>	Y	
<u>8-5-117</u>	<u>Limited Exemption, Low Vapor Pressure</u>	<u>N</u>	
SIP Regulation 8 Rule 5	<u>Organic Compounds - Storage of Organic Liquids (06/05/2003) Exempt</u>	-	
<u>8-5-117</u>	<u>Exemption, Low Vapor Pressure</u>	<u>Y</u>	
<i>Refinery MACT40 CFR 63 Subpart CC</i>	<u>NESHAP for Source Categories - Petroleum Refineries (MACT) (06/03/2003)</u> <u>REQUIREMENTS FOR GROUP 2 Tanks (Recordkeeping only)</u> <u>TANKS ALSO SUBJECT TO NSPS Kb</u>	Y	
<u>63.640(c)(2)</u>	<u>Applicability and Designation of Storage Vessels</u>	<u>Y</u>	
<u>63.641</u>	<u>Definitions:</u>	<u>Y</u>	
<u>63.646</u>	<u>Storage Vessel Provisions</u>	<u>Y</u>	
<u>63.646(b)(1)</u>	<u>Storage Vessel Provisions--Determine stored liquid % OHAP for group determination</u>	<u>Y</u>	
<u>63.646(b)(2)</u>	<u>Storage Vessel Provisions--Determine stored liquid % OHAP-method 18 to resolve disputes</u>	<u>Y</u>	
<u>63.654(h)(6)</u>	<u>Reporting and Recordkeeping Requirements--Other reports--Determination of Applicability</u>	<u>Y</u>	
<u>63.654(h)(6)(ii)</u>	<u>Reporting and Recordkeeping Requirements--Other reports--Determination of Applicability</u>	<u>Y</u>	
<u>63.654(i)(1)</u>	<u>Reporting and Recordkeeping Requirements--Recordkeeping for storage vessels</u>	<u>Y</u>	
<u>63.654(i)(1)(i)</u>	<u>Reporting and Recordkeeping Requirements--Recordkeeping for storage vessels</u>	<u>Y</u>	
<u>63.654(i)(1)(iv)</u>	<u>Reporting and Recordkeeping Requirements--Recordkeeping for Group 2 storage vessels</u>	<u>Y</u>	
<u>63.640(n)</u>	<u>Which rule governs for storage vessels subject to both Refinery MACT and NSPS subpart Kb?</u> <u>63.640(n)(1) NSPS subpart Kb</u>	Y	
NSPS Subpart Kb	<u>Volatile Organic Liquid Storage Vessels</u> <u>REQUIREMENTS FOR RECORDKEEPING ONLY</u>	Y	
<u>60.116b(a)</u>	<u>Applicability records:</u> <u>Time period for keeping records of applicability determination, unless specified otherwise.</u> <u>60.116b(a) Keep for 5 years</u>	Y	

**Table IV – (F-101B) BB Cluster 01a
Source-specific Applicable Requirements
S650 – Tank A-650**

Applicable Requirement	Regulation Title or Description of Requirement	Federally Enforceable (Y/N)	Future Effective Date
60.116b(b)	Applicability records: Records of dimensions & capacity required for nonexempt tanks?	60.116b(b) Required Keep record readily accessible for the life of the tank	Y
60.116b(e)	Applicability records: Additional recordkeeping requirements for certain tanks.	60.116b(e) identification & TVP of the stored product, if capacity ≥ 20,000 gallons, and TVP ≥ 2.2, OR capacity ≥ 40,000 gallons, and TVP ≥ 0.51 Keep record as long as the tank is in that service	Y
60.116b(d)	Periodic Reports: Miscellaneous additional info to report:	60.116b(d) TVP exceedances for a tank > 20,000 gallons that is normally below the TVP cutoff	Y
60.116b(e)	True vapor pressure (TVP) determination for applicability:	60.116b(e) maximum TVP of the stored liquid, based on highest calendar month average storage temperature	Y
	Applicability determination: Miscellaneous recordkeeping exemptions:	60.116b(g) keeping record of TVP is not required if tank is routed to a compliant control device	Y
NSPS Subpart A	New Source Performance Standards GENERAL PROVISIONS		Y
60.7(a)	Initial Notification: Is initial notification of the source's existence required?	60.7(a)(1) notification within 30 days after begin construction	Y
	Initial Notification: Is initial notification required if tank becomes affected only as a result of a modification?	60.7(a)(4) notification 60 days or as soon as practicable before the change	Y
60.7(f)	General recordkeeping requirements: Time period for keeping records, unless specified otherwise.	60.7(f) Keep all reports & notifications for 2 years	Y
	General recordkeeping requirements: Keep all reports and notification for the specified period of time.	60.7(f) required	Y
BAAQMD Condition # 19528			
Part 1	Throughput limit (basis: Regulation 2-1-234.3, Regulation 2-1-403 Regulation 2-6-503)		Y

Table IV – (F-403)BC Cluster 01b
Source-specific Applicable Requirements
S1 – Tank A-001, S990 – Tank 749
MACT Group 1, Abated by A-XXXX, SRU Stack Incinerators

Applicable Requirement	Regulation Title or Description of Requirement	Federally Enforceable (Y/N)	Future Effective Date
BAAQMD			
Regulation	Organic Compounds - Storage of Organic Liquids		
Reg-8 Rule 5	(10/18/2006) Exempt	Y	
<u>8-5-100</u>	<u>General</u>	<u>Y</u>	
<u>8-5-101</u>	<u>Description</u>	<u>Y</u>	
<u>8-5-111</u>	<u>Limited Exemption, Tank Removal From and Return to Service</u>	<u>N</u>	
<u>8-5-111.1</u>	<u>Limited Exemption, Tank Removal From and Return to Service, Notification</u>	<u>Y</u>	
<u>8-5-111.1.1</u>	<u>Limited Exemption, Tank Removal From and Return to Service, Notification</u>	<u>Y</u>	
<u>8-5-111.1.2</u>	<u>Limited Exemption, Tank Removal From and Return to Service, Notification</u>	<u>Y</u>	
<u>8-5-111.2</u>	<u>Limited Exemption, Tank Removal From and Return to Service; Tank in compliance at time of notification</u>	<u>N</u>	
<u>8-5-111.4</u>	<u>Limited Exemption, Tank Removal From and Return to Service; Use vapor recovery during filling and emptying on tanks so equipped</u>	<u>Y</u>	
<u>8-5-111.5</u>	<u>Limited Exemption, Tank Removal From and Return to Service; Minimize emissions and, if required, degas per 8-5-328</u>	<u>N</u>	
<u>8-5-111.6</u>	<u>Limited Exemption, Tank Removal From and Return to Service; Self report if out of compliance during exemption period</u>	<u>N</u>	
<u>8-5-112</u>	<u>Limited Exemption, Preventative Maintenance and Inspection of Tanks in Operation</u>	<u>N</u>	
<u>8-5-112.1</u>	<u>Limited Exemption, Preventative Maintenance and Inspection of Tanks in Operation; Notification</u>	<u>Y</u>	
<u>8-5-112.1.1</u>	<u>Limited Exemption, Preventative Maintenance and Inspection of Tanks in Operation; Notification</u>	<u>Y</u>	
<u>8-5-112.1.2</u>	<u>Limited Exemption, Preventative Maintenance and Inspection of Tanks in Operation; Notification</u>	<u>Y</u>	
<u>8-5-112.2</u>	<u>Limited Exemption, Preventative Maintenance and Inspection of Tanks in Operation; Tank in compliance at time of notification</u>	<u>N</u>	
<u>8-5-112.3</u>	<u>Limited Exemption, Preventative Maintenance and Inspection of Tanks in Operation; No product movement, Minimize emissions</u>	<u>Y</u>	
<u>8-5-112.4</u>	<u>Limited Exemption, Preventative Maintenance and Inspection of Tanks in Operation; Not to exceed 7 days</u>	<u>N</u>	
<u>8-5-112.5</u>	<u>Limited Exemption, Preventative Maintenance and Inspection of Tanks in Operation; Self report if out of compliance during exemption period</u>	<u>N</u>	

Table IV – (F-403)BC Cluster 01b
Source-specific Applicable Requirements
S1—Tank A-001, S990 – Tank 749
MACT Group 1, Abated by A-XXXX, SRU Stack Incinerators

Applicable Requirement	Regulation Title or Description of Requirement	Federally Enforceable (Y/N)	Future Effective Date
<u>8-5-112.6</u>	<u>Limited Exemption, Preventative Maintenance and Inspection of Tanks in Operation; Keep records for each exemption</u>	<u>N</u>	
<u>8-5-112.6.1</u>	<u>Limited Exemption, Preventative Maintenance and Inspection of Tanks in Operation; Keep records for each exemption</u>	<u>N</u>	
<u>8-5-112.6.2</u>	<u>Limited Exemption, Preventative Maintenance and Inspection of Tanks in Operation; Keep records for each exemption</u>	<u>N</u>	
<u>8-5-112.6.3</u>	<u>Limited Exemption, Preventative Maintenance and Inspection of Tanks in Operation; Keep records for each exemption</u>	<u>N</u>	
<u>8-5-112.6.4</u>	<u>Limited Exemption, Preventative Maintenance and Inspection of Tanks in Operation; Keep records for each exemption</u>	<u>N</u>	
<u>8-5-117</u>	<u>Limited Exemption, Low Vapor Pressure</u>	<u>N</u>	
<u>8-5-118</u>	<u>Limited Exemption, Gas Tight Requirements</u>	<u>N</u>	
<u>8-5-119</u>	<u>Limited Exemption, Repair Period - Optional</u>	<u>N</u>	
<u>8-5-119.1</u>	<u>Limited Exemption, Repair Period - Optional</u>	<u>N</u>	
<u>8-5-119.2</u>	<u>Limited Exemption, Repair Period - Optional</u>	<u>N</u>	
<u>8-5-119.3</u>	<u>Limited Exemption, Repair Period - Optional</u>	<u>N</u>	
<u>8-5-301</u>	<u>Storage Tank Control Requirements</u>	<u>N</u>	
<u>8-5-303</u>	<u>Requirements for Pressure Vacuum Valves</u>	<u>N</u>	
<u>8-5-303.1</u>	<u>Requirements for Pressure Vacuum Valves: Set pressure</u>	<u>N</u>	
<u>8-5-303.2</u>	<u>Requirements for Pressure Vacuum Valves: Gas tight requirement or abatement</u>	<u>N</u>	
<u>8-5-306</u>	<u>Requirements for Approved Emission Control Systems</u>	<u>N</u>	
<u>8-5-306.1</u>	<u>Requirements for Approved Emission Control Systems: Abatement efficiency >= 95%</u>	<u>N</u>	
<u>8-5-307</u>	<u>Requirements for Fixed Roof Tanks, Pressure Tanks and Blanketed Tanks</u>	<u>N</u>	
<u>8-5-307.1</u>	<u>Requirements for Fixed Roof Tanks, Pressure Tanks and Blanketed Tanks: no liquid leakage through shell</u>	<u>N</u>	
<u>8-5-328</u>	<u>Tank Degassing Requirements</u>	<u>N</u>	
<u>8-5-328.1</u>	<u>Tank Degassing Requirements: Tanks > 75 cubic meters</u>	<u>N</u>	
<u>8-5-328.2</u>	<u>Tank Degassing Requirements: Ozone Excess Day Prohibition</u>	<u>Y</u>	
<u>8-5-328.3</u>	<u>Tank Degassing Requirements: BAAQMD notification required</u>	<u>N</u>	
<u>8-5-331</u>	<u>Tank Cleaning Requirements</u>	<u>N</u>	
<u>8-5-331.1</u>	<u>Tank Cleaning Requirements: Cleaning material properties</u>	<u>N</u>	
<u>8-5-331.2</u>	<u>Tank Cleaning Requirements: Steam cleaning prohibition</u>	<u>N</u>	
<u>8-5-331.3</u>	<u>Tank Cleaning Requirements: Steam cleaning exceptions</u>	<u>N</u>	
<u>8-5-403</u>	<u>Inspection Requirements for Pressure Relief Devices</u>	<u>N</u>	

Table IV – (F-403)BC Cluster 01b
Source-specific Applicable Requirements
S1—Tank A-001, S990 – Tank 749
MACT Group 1, Abated by A-XXXX, SRU Stack Incinerators

Applicable Requirement	Regulation Title or Description of Requirement	Federally Enforceable (Y/N)	Future Effective Date
<u>8-5-403.1</u>	<u>Inspection Requirements for Pressure Relief Devices: pressure vacuum valves</u>	<u>N</u>	
<u>8-5-403.2</u>	<u>Inspection Requirements for Pressure Relief Devices: PRDs except pressure vacuum valves</u>	<u>N</u>	
<u>8-5-404</u>	<u>Inspection, Abatement Efficiency Determination, and Source Test Reports</u>	<u>N</u>	
<u>8-5-411</u>	<u>Enhanced Monitoring Program (Optional)</u>	<u>N</u>	
<u>8-5-411.3</u>	<u>Enhanced Monitoring Program (Optional); Performance requirements</u>	<u>N</u>	
<u>8-5-501</u>	<u>Records</u>	<u>N</u>	
<u>8-5-501.1</u>	<u>Records: Type and amounts of liquid, type of blanket gas, TVP - Retain 24 months</u>	<u>Y</u>	
<u>8-5-501.3</u>	<u>Records: Retention</u>	<u>N</u>	
<u>8-5-501.4</u>	<u>Records: New PV setpoints</u>	<u>N</u>	
<u>8-5-502</u>	<u>Source Test Requirements and exemption for sources vented to fuel gas</u>	<u>N</u>	
<u>8-5-502.1</u>	<u>Source Test Requirements; Annual source test for approved emission control systems and abatement devices for 8-5-303.2, 8-5-306.1, 8-5-307.3</u>	<u>N</u>	
<u>8-5-602</u>	<u>Analysis of Samples, True Vapor Pressure</u>	<u>Y</u>	
<u>8-5-603</u>	<u>Determination of Abatement Efficiency</u>	<u>N</u>	
<u>8-5-604</u>	<u>Determination of Applicability Based on True Vapor Pressure</u>	<u>Y</u>	
<u>8-5-605</u>	<u>Measurement of Leak Concentration and Residual Concentrations</u>	<u>N</u>	
<u>8-5-605.1</u>	<u>Measurement of Leak Concentration and Residual Concentrations; EPA Method 21 Instrument</u>	<u>N</u>	
<u>8-5-605.2</u>	<u>Measurement of Leak Concentration and Residual Concentrations; Test Methods</u>	<u>N</u>	
<u>8-5-606</u>	<u>Analysis of Samples, Tank Cleaning Agents</u>	<u>N</u>	
<u>8-5-606.1</u>	<u>Analysis of Samples, Tank Cleaning Agents; IBP</u>	<u>N</u>	
<u>8-5-606.2</u>	<u>Analysis of Samples, Tank Cleaning Agents; TVP</u>	<u>N</u>	
<u>8-5-606.3</u>	<u>Analysis of Samples, Tank Cleaning Agents; VOC</u>	<u>N</u>	
<u>SIP Regulation 8 Rule 5</u>	<u>Organic Compounds - Storage of Organic Liquids (06/05/2003)</u>		
<u>8-5-111</u>	<u>Limited Exemption, Tank Removal From and Return to Service</u>	<u>Y</u>	
<u>8-5-111.2</u>	<u>Limited Exemption, Tank Removal From and Return to Service, Tank in compliance prior to notification</u>	<u>Y</u>	
<u>8-5-111.5</u>	<u>Limited Exemption, Tank Removal From and Return to Service, Minimize emissions</u>	<u>Y</u>	
<u>8-5-111.6</u>	<u>Limited Exemption, Tank Removal From and Return to Service, Notice of completion not required</u>	<u>Y</u>	

Table IV – (F-403)BC Cluster 01b
Source-specific Applicable Requirements
S1 – Tank A-001, S990 – Tank 749
MACT Group 1, Abated by A-XXXX, SRU Stack Incinerators

Applicable Requirement	Regulation Title or Description of Requirement	Federally Enforceable (Y/N)	Future Effective Date
8-5-111.7	Limited Exemption, Tank Removal From and Return to Service, Satisfy requirements of 8-5-328	Y	
8-5-112	Limited Exemption, Tanks in Operation	Y	
8-5-112.2	Limited Exemption, Tanks in Operation, Tank in compliance prior to start of work. Certified per 8-5-404	Y	
8-5-112.4	Limited Exemption, Tanks in Operation, Not to exceed 7 days	Y	
8-5-117	Exemption, Low Vapor Pressure	Y	
8-5-301	Storage Tank Control Requirements	Y	
8-5-303	Requirements for Pressure Vacuum Valves	Y	
8-5-303.1	Requirements for Pressure Vacuum Valves	Y	
8-5-303.2	Requirements for Pressure Vacuum Valves	Y	
8-5-306	Requirements for Approved Emission Control Systems	Y	
8-5-328	Tank degassing requirements	Y	
8-5-328.1	Tank degassing requirements; Tanks > 75 cubic meters	Y	
8-5-328.1.2	Tank degassing requirements; Concentration of <10,000 ppm as methane after degassing	Y	
8-5-403	Inspection Requirements for Pressure Vacuum Valves	Y	
8-5-404	Certification	Y	
8-5-405	Report	Y	
8-5-405.1	Information required	Y	
8-5-405.2	Information required	Y	
8-5-405.3	Information required	Y	
8-5-501	Records	Y	
8-5-503	Portable Hydrocarbon Detector	Y	
8-5-603	Determination of Emissions	Y	
8-5-603.1	Determination of Emissions; Method to test emission control system (8-5-306)	Y	
8-5-605	Pressure-Vacuum Valve Gas Tight Determination	Y	
40 CFR 63 Subpart G	NESHAP for Source Categories – REQUIREMENTS FOR FIXED ROOF TANKS WITH CLOSED VENT SYSTEM AND CONTROL DEVICE		
63.119	Storage Vessel Provisions--Reference Control Technology	Y	
63.119(a)	Storage Vessel Provisions -- Reference Control Technology	Y	
63.119(a)(1)	Storage Vessel Provisions -- Reference Control Technology--Group 1, TVP < 76.6 kPa (11psi)	Y	

Table IV – (F-403)BC Cluster 01b
Source-specific Applicable Requirements
S1—Tank A-001, S990 – Tank 749
MACT Group 1, Abated by A-XXXX, SRU Stack Incinerators

Applicable Requirement	Regulation Title or Description of Requirement	Federally Enforceable (Y/N)	Future Effective Date
<u>63.119(e)</u>	<u>Storage Vessel Provisions--Reference Control Technology—The owner or operator who elects to use a closed vent system and control device to comply with the requirements of paragraph (a)(1) or (a)(2) of this section shall comply with the requirements specified in paragraphs (e)(1) through (e)(5) of this section.</u>	<u>Y</u>	
<u>63.119(e)(1)</u>	<u>Control devices used to comply with 63.119(a)(1) or (a)(2) shall reduce HAPs by 95% or greater. If a flare is used, it shall meet the specification of 63.11 (b).</u>	<u>Y</u>	
<u>63.119(e)(2)</u>	<u>If the owner or operator can demonstrate that a control device installed on a storage vessel on or before December 31, 1992 [July 15, 1994] is designed to reduce inlet emissions of total organic HAP by greater than or equal to 90 percent but less than 95 percent, then the control device is required to be operated to reduce inlet emissions of total organic HAP by 90 percent or greater.</u>	<u>Y</u>	
<u>63.119(e)(3)</u>	<u>Periods of planned routine maintenance of the control device, during which the control device does not meet the specifications of paragraph (e)(1) or (e)(2) of this section, as applicable, shall not exceed 240 hours per year.</u>	<u>Y</u>	
<u>63.119(e)(4)</u>	<u>The specifications and requirements in paragraphs (e)(1) and (e)(2) of this section for control devices do not apply during periods of planned routine maintenance.</u>	<u>Y</u>	
<u>63.119(e)(5)</u>	<u>The specifications and requirements in paragraphs (e)(1) and (e)(2) of this section for control devices do not apply during a control system malfunction.</u>	<u>Y</u>	
<u>63.120</u>	<u>Storage Vessel Provisions - Procedures To Determine Compliance.</u>	<u>Y</u>	
<u>63.120(d)</u>	<u>To demonstrate compliance with §63.119(e) of this subpart (storage vessel equipped with a closed vent system and control device) using a control device other than a flare, the owner or operator shall comply with the requirements in paragraphs (d)(1) through (d)(7) of this section, except as provided in paragraph (d)(8) of this section.</u>	-	
<u>63.120(d)(1)</u>	<u>The owner or operator shall either prepare a design evaluation, which includes the information specified in paragraph (d)(1)(i) of this section, or submit the results of a performance test as described in paragraph (d)(1)(ii) of this section.</u>		
<u>63.120(d)(1)(i)</u>	<u>The owner or operator is not required to prepare a design evaluation for the control device as described in paragraph (d)(1)(i) of this section, if the performance tests meets the criteria specified in paragraphs (d)(1)(ii)(A) and (d)(1)(ii)(B) of this section.</u>		

Table IV – (F-403)BC Cluster 01b
Source-specific Applicable Requirements
S1—Tank A-001, S990 – Tank 749
MACT Group 1, Abated by A-XXXX, SRU Stack Incinerators

Applicable Requirement	Regulation Title or Description of Requirement	Federally Enforceable (Y/N)	Future Effective Date
<u>63.120(d)(1)(i)(A)</u>	The performance test demonstrates that the control device achieves greater than or equal to the required control efficiency specified in §63.119 (e)(1) or (e)(2) of this subpart, as applicable; and		
<u>63.120(d)(1)(i)(B)</u>	The performance test is submitted as part of the Notification of Compliance Status required by §63.151(b) of this subpart [§63.654(f) of Subpart CC].		
<u>63.120(d)(2)</u>	The owner or operator shall submit, as part of the Notification of Compliance Status required by §63.151(b) of this subpart [§63.654(f) of Subpart CC], a monitoring plan containing the information specified in paragraph (d)(2)(i) of this section and in either (d)(2)(ii) or (d)(2)(iii) of this section.		
<u>63.120(d)(2)(i)</u>	A description of the parameter or parameters to be monitored to ensure that the control device is being properly operated and maintained, an explanation of the criteria used for selection of that parameter (or parameters), and the frequency with which monitoring will be performed (e.g., when the liquid level in the storage vessel is being raised); and		
<u>63.120(d)(2)(i)(ii)</u>	The information specified in paragraph (d)(2)(iii) (A) and (B) of this section if the owner or operator elects to submit the results of a performance test.		
<u>63.120(d)(2)(i)(ii)(A)</u>	Identification of the storage vessel and control device for which the performance test will be submitted, and		
<u>63.120(d)(2)(i)(ii)(B)</u>	Identification of the emission point(s) that share the control device with the storage vessel and for which the performance test will be conducted.		
<u>63.120(d)(3)</u>	The owner or operator shall submit, as part of the Notification of Compliance Status required by §63.152(b) of this subpart [§63.654(f) of Subpart CC], the information specified in paragraphs (d)(3)(i) and, if applicable, (d)(3)(ii) of this section.		
<u>63.120(d)(3)(i)</u>	The operating range for each monitoring parameter identified in the monitoring plan. The specified operating range shall represent the conditions for which the control device is being properly operated and maintained.		
<u>63.120(d)(3)(i)(i)</u>	Results of the performance test described in paragraph (d)(1)(ii) of this section.		
<u>63.120(d)(5)</u>	The owner or operator shall monitor the parameters specified in the Notification of Compliance Status required in §63.152(b) of this subpart [§63.654(f) of Subpart CC], or in the operating permit and shall operate and maintain the control device such that the monitored parameters remain within the ranges specified in the Notification of Compliance Status.		

Table IV – (F-403)BC Cluster 01b
Source-specific Applicable Requirements
S1–Tank A-001, S990 – Tank 749
MACT Group 1, Abated by A-XXXX, SRU Stack Incinerators

Applicable Requirement	Regulation Title or Description of Requirement	Federally Enforceable (Y/N)	Future Effective Date
<u>63.120(d)(6)</u>	<u>Except as provided in paragraph (d)(7) of this section, each closed vent system shall be inspected as specified in §63.148 of this subpart. The initial and annual inspections required by §63.148(b) of this subpart shall be done during filling of the storage vessel.</u>		
<u>63.123</u>	<u>Storage Vessel Provisions--Recordkeeping.</u>	<u>Y</u>	
<u>63.123(f)</u>	<u>Storage Vessel Provisions . Recordkeeping--Group 1 Closed vent system and control device</u>	<u>Y</u>	
<u>63.123(f)(1)</u>	<u>Storage Vessel Provisions . Recordkeeping--Group 1 Closed vent system and control device – records of parameters monitored in accordance with 63.120(d)(5)</u>	<u>Y</u> -	
<u>63.123(f)(2)</u>	<u>Storage Vessel Provisions . Recordkeeping--Group 1 Closed vent system and control device – record of planned routine maintenance performed on control device including</u>	<u>Y</u> -	
<u>63.123(f)(2)(i)</u>	<u>Start date of planned routine maintenance</u>	<u>Y</u>	
<u>63.123(f)(2)(i)</u>	<u>End date of planned routine maintenance</u>	<u>Y</u>	
<u>63.123(g)</u>	<u>Storage Vessel Provisions -- Recordkeeping, Extensions</u>	<u>Y</u> -	
<u>63.148</u>	<u>Leak inspection provisions</u>	<u>Y</u>	
<u>63.148(a)</u>	<u>Leak inspection provisions; for each vapor collection system, closed-vent system, fixed roof, cover, or enclosure required to comply with this section, the owner or operator shall comply with the requirements of paragraphs (b) through (j) of this section.</u>	<u>Y</u>	
<u>63.148(b)</u>	<u>Leak inspection provisions; Except as provided in paragraphs (g) and (h) of this section, each vapor collection system and closed-vent system shall be inspected according to the procedures and schedule specified in paragraphs (b)(1) and (b)(2) of this section and each fixed roof, cover, and enclosure shall be inspected according to the procedures and schedule specified in paragraph (b)(3) of this section.</u>	<u>Y</u>	
<u>63.148(b)(1)</u>	<u>If the vapor collection system or closed vent system is constructed of hard-piping, the owner or operator shall:</u>	<u>Y</u>	
<u>63.148(b)(1)(i)</u>	<u>Conduct an initial inspection according to the procedures in paragraph (c) of this section, and</u>	<u>Y</u>	
<u>63.148(b)(1)(i)</u>	<u>Conduct annual visual inspections for visible, audible, or olfactory indications of leaks.</u>	<u>Y</u>	

Table IV – (F-403)BC Cluster 01b
Source-specific Applicable Requirements
S1—Tank A-001, S990 – Tank 749
MACT Group 1, Abated by A-XXXX, SRU Stack Incinerators

Applicable Requirement	Regulation Title or Description of Requirement	Federally Enforceable (Y/N)	Future Effective Date
<u>63.148(b)(1)(i)</u>	<u>For each fixed roof, cover, and enclosure, the owner or operator shall conduct initial visual inspections and semi-annual visual inspections for visible, audible, or olfactory indications of leaks as specified in §§63.133 through 63.137 of this subpart.</u>	<u>Y</u>	
<u>63.148(c)</u>	<u>Each vapor collection system and closed vent system shall be inspected according to the procedures specified in paragraphs (c)(1) through (c)(5) of this section.</u>	<u>Y</u>	
<u>63.148(c)(1)</u>	<u>Inspections shall be conducted in accordance with Method 21 of 40 CFR part 60, appendix A.</u>	<u>Y</u>	
<u>63.148(c)(2)(i)</u>	<u>The detection instrument shall meet the performance criteria of Method 21 of 40 CFR part 60, appendix A, except the instrument response factor criteria in section 3.1.2(a) of Method 21 shall be for the average composition of the process fluid not each individual volatile organic compound in the stream. For process streams that contain nitrogen, air, or other inerts, which are not organic hazardous air pollutants or volatile organic compounds, the average stream response factor shall be calculated on an inert-free basis.</u>	<u>Y</u>	
<u>63.148(c)(3)</u>	<u>The detection instrument shall be calibrated before use on each day of its use by the procedures specified in Method 21 of 40 CFR part 60, appendix A.</u>	<u>Y</u>	
<u>63.148(c)(4)</u>	<u>Method 21 calibration gas requirements</u>	<u>Y</u>	
<u>63.148(c)(5)</u>	<u>An owner or operator may elect to adjust or not adjust instrument readings for background. If an owner or operator elects to not adjust readings for background, all such instrument readings shall be compared directly to the applicable leak definition to determine whether there is a leak. If an owner or operator elects to adjust instrument readings for background, the owner or operator shall measure background concentration using the procedures in §§63.180(b) and (c) of subpart H of this part. The owner or operator shall subtract background reading from the maximum concentration indicated by the instrument</u>	<u>Y</u>	
<u>63.148(c)(6)</u>	<u>The arithmetic difference between the maximum concentration indicated by the instrument and the background level shall be compared with 500 parts per million for determining compliance.</u>	<u>Y</u>	
<u>63.148(d)</u>	<u>Leaks, as indicated by an instrument reading greater than 500 parts per million above background or by visual inspections, shall be repaired as soon as practicable, except as provided in paragraph (e) of this section.</u>	<u>Y</u>	
<u>63.148(d)(1)</u>	<u>A first attempt at repair shall be made no later than 5 calendar days after the leak is detected.</u>	<u>Y</u>	

Table IV – (F-403)BC Cluster 01b
Source-specific Applicable Requirements
S1—Tank A-001, S990 – Tank 749
MACT Group 1, Abated by A-XXXX, SRU Stack Incinerators

Applicable Requirement	Regulation Title or Description of Requirement	Federally Enforceable (Y/N)	Future Effective Date
<u>63.148(d)(2)</u>	<u>Repair shall be completed no later than 15 calendar days after the leak is detected.</u>	<u>Y</u>	
<u>63.148(e)</u>	<u>Delay of repair of a vapor collection system, closed vent system, fixed roof, cover, or enclosure for which leaks have been detected is allowed if the repair is technically infeasible without a shutdown, or if the owner or operator determines that emissions resulting from immediate repair would be greater than the fugitive emissions likely to result from delay of repair. Repair of such equipment shall be complete by the end of the next shutdown.</u>	<u>Y</u>	
<u>63.148(f)</u>	<u>For each vapor collection system or closed vent system that contains bypass lines that could divert a vent stream away from the control device and to the atmosphere, the owner or operator shall comply with the provisions of either paragraph (f)(1) or (f)(2) of this section, except as provided in paragraph (f)(3) of this section.</u>	<u>Y</u>	
<u>63.148(f)(1)</u>	<u>Install, calibrate, maintain, and operate a flow indicator that determines whether vent stream flow is present at least once every 15 minutes. Records shall be generated as specified in §63.118(a)(3) of this subpart. The flow indicator shall be installed at the entrance to any bypass line; or</u>	<u>Y</u>	
<u>63.148(f)(2)</u>	<u>Secure the bypass line valve in the closed position with a car-seal or a lock-and-key type configuration. A visual inspection of the seal or closure mechanism shall be performed at least once every month to ensure the valve is maintained in the closed position and the vent stream is not diverted through the bypass line.</u>	<u>Y</u>	
<u>63.148(f)(3)</u>	<u>Equipment such as low leg drains, high point bleeds, analyzer vents, open-ended valves or lines, and pressure relief valves needed for safety purposes are not subject to this paragraph.</u>	<u>Y</u>	
<u>63.148(g)</u>	<u>Any parts of the vapor collection system, closed vent system, fixed roof, cover, or enclosure that are designated, as described in paragraph (i)(1) of this section, as unsafe to inspect are exempt from the inspection requirements of paragraphs (b)(1), (b)(2), and (b)(3)(i) of this section if:</u>	<u>Y</u>	
<u>63.148(g)(1)</u>	<u>The owner or operator determines that the equipment is unsafe to inspect because inspecting personnel would be exposed to an imminent or potential danger as a consequence of complying with paragraphs (b)(1), (b)(2), or (b)(3)(i) of this section; and</u>	<u>Y</u>	
<u>63.148(g)(2)</u>	<u>The owner or operator has a written plan that requires inspection of the equipment as frequently as practicable during safe-to-inspect times.</u>	<u>Y</u>	

Table IV – (F-403)BC Cluster 01b
Source-specific Applicable Requirements
S1 – Tank A-001, S990 – Tank 749
MACT Group 1, Abated by A-XXXX, SRU Stack Incinerators

Applicable Requirement	Regulation Title or Description of Requirement	Federally Enforceable (Y/N)	Future Effective Date
<u>63.148(h)</u>	<u>Any parts of the vapor collection system, closed vent system, fixed roof, cover, or enclosure that are designated, as described in paragraph (i)(2) of this section, as difficult to inspect are exempt from the inspection requirements of paragraphs (b)(1), (b)(2), and (b)(3)(i) of this section if:</u>	Y	
<u>63.148(h)(1)</u>	<u>The owner or operator determines that the equipment cannot be inspected without elevating the inspecting personnel more than 2 meters above a support surface; and</u>	Y	
<u>63.148(h)(2)</u>	<u>The owner or operator has a written plan that requires inspection of the equipment at least once every 5 years.</u>	Y	
<u>63.148(i)</u>	<u>The owner or operator shall record the information specified in paragraphs (i)(1) through (i)(5) of this section.</u>	Y	
<u>63.148(i)(1)</u>	<u>Identification of all parts of the vapor collection system, closed vent system, fixed roof, cover, or enclosure that are designated as unsafe to inspect, an explanation of why the equipment is unsafe to inspect, and the plan for inspecting the equipment.</u>	Y	
<u>63.148(i)(2)</u>	<u>Identification of all parts of the vapor collection system, closed vent system, fixed roof, cover, or enclosure that are designated as difficult to inspect, an explanation of why the equipment is difficult to inspect, and the plan for inspecting the equipment.</u>	Y	
<u>63.148(i)(3)</u>	<u>For each vapor collection system or closed vent system that contains bypass lines that could divert a vent stream away from the control device and to the atmosphere, the owner or operator shall keep a record of the information specified in either paragraph (i)(3)(i) or (i)(3)(ii) of this section.</u>	Y	
<u>63.148(i)(3)(i)</u>	<u>Hourly records of whether the flow indicator specified under paragraph (f)(1) of this section was operating and whether a diversion was detected at any time during the hour, as well as records of the times of all periods when the vent stream is diverted from the control device or the flow indicator is not operating.</u>	Y	
<u>63.148(i)(3)(i)</u>	<u>Where a seal mechanism is used to comply with paragraph (f)(2) of this section, hourly records of flow are not required. In such cases, the owner or operator shall record whether the monthly visual inspection of the seals or closure mechanisms has been done, and shall record the occurrence of all periods when the seal mechanism is broken, the bypass line valve position has changed, or the key for a lock-and-key type configuration has been checked out, and records of any car-seal that has broken.</u>	Y	
<u>63.148(i)(4)</u>	<u>For each inspection during which a leak is detected, a record of the information specified in paragraphs (i)(4)(i) through (i)(4)(viii) of this section.</u>	Y	

Table IV – (F-403)BC Cluster 01b
Source-specific Applicable Requirements
S1—Tank A-001, S990 – Tank 749
MACT Group 1, Abated by A-XXXX, SRU Stack Incinerators

Applicable Requirement	Regulation Title or Description of Requirement	Federally Enforceable (Y/N)	Future Effective Date
<u>63.148(i)(4)(i)</u>	The instrument identification numbers; operator name or initials; and identification of the equipment.	Y	
<u>63.148(i)(4)(i)</u>	The date the leak was detected and the date of the first attempt to repair the leak.	Y	
<u>63.148(i)(4)(i)</u>	Maximum instrument reading measured by the method specified in paragraph (d) of this section after the leak is successfully repaired or determined to be nonrepairable.	Y	
<u>63.148(i)(4)(i)</u>	“Repair delayed” and the reason for the delay if a leak is not repaired within 15 calendar days after discovery of the leak.	Y	
<u>63.148(i)(4)(v)</u>	The name, initials, or other form of identification of the owner or operator (or designee) whose decision it was that repair could not be effected without a shutdown.	Y	
<u>63.148(i)(4)(v)</u>	The expected date of successful repair of the leak if a leak is not repaired within 15 calendar days.	Y	
<u>63.148(i)(4)(v)</u>	Dates of shutdowns that occur while the equipment is unrepaired.	Y	
<u>63.148(i)(4)(v)</u>	The date of successful repair of the leak.	Y	
<u>63.148(i)(5)</u>	For each inspection conducted in accordance with paragraph (c) of this section during which no leaks are detected, a record that the inspection was performed, the date of the inspection, and a statement that no leaks were detected.	Y	
<u>63.148(i)(6)</u>	For each visual inspection conducted in accordance with paragraph (b)(1)(ii) or (b)(3)(ii) of this section during which no leaks are detected, a record that the inspection was performed, the date of the inspection, and a statement that no leaks were detected.	Y	
<u>63.148(i)</u>	The owner or operator shall submit with the reports required by §63.182(b) of subpart H of this part or with the reports required by §63.152(c) of this subpart [63.654(g) of Subpart CC], the information specified in paragraphs (j)(1) through (j)(3) of this section.	Y	
<u>63.148(i)(1)</u>	The information specified in paragraph (i)(4) of this section;	Y	
<u>63.148(i)(2)</u>	Reports of the times of all periods recorded under paragraph (i)(3)(i) of this section when the vent stream is diverted from the control device through a bypass line; and	Y	
<u>63.148(i)(3)</u>	Reports of all periods recorded under paragraph (i)(3)(ii) of this section in which the seal mechanism is broken, the bypass line valve position has changed, or the key to unlock the bypass line valve was checked out.	Y	

Table IV – (F-403)BC Cluster 01b
Source-specific Applicable Requirements
S1—Tank A-001, S990 – Tank 749
MACT Group 1, Abated by A-XXXX, SRU Stack Incinerators

Applicable Requirement	Regulation Title or Description of Requirement	Federally Enforceable (Y/N)	Future Effective Date
40 CFR 63 Subpart CC Refinery MACT	NESHAP for Source Categories - Petroleum Refineries (MACT) (06/03/2003) REQUIREMENTS FOR Group 1 Tanks with Closed Vent System and Control Device <i>RECORDKEEPING ONLY</i>	Y	
63.640	Applicability	Y	
63.640(c)(2)	Applicability and Designation of Storage Vessels	Y	
63.641	Definitions:	Y	
63.646	Storage Vessel Provisions	Y	
63.646(a)	Storage Vessel Provisions--Group 1, Comply with Subpart G 63.119 through 63.121.	Y	
63.646(b)(1)	Storage Vessel Provisions--Determine stored liquid % OHAP for group determination	Y	
63.646(b)(2)	Storage Vessel Provisions--Determine stored liquid % OHAP-method 18 to resolve disputes	Y	
63.646(c)	Storage Vessel Provisions--40 CFR 63 exclusions for storage vessels – 63.119(b)(5); (b)(6); (c)(2); and (d)(2) are not applicable	Y	
63.646(d)	Storage Vessel Provisions—How to handle references in 40 CFR 63 Subpart G for storage vessels	Y	
63.646(g)	Storage Vessel Provisions—Failure to perform inspections and monitoring required by this section shall constitute a violation of the applicable standard of this subpart.	Y	
63.646(h)	Storage Vessel Provisions—References in 63.119 through 63.121 to 63.122(g)(1), 63.151, and references to initial notification requirements do not apply	Y	
63.646(i)	Storage Vessel Provisions—References to the Implementation Plan in 63.120, paragraphs (d)(2) and (d)(3)(i) shall be replaced with the Notification of Compliance Status report.	Y	
63.646(j)	Storage Vessel Provisions—References to the Notification of Compliance Status Report in 63.152(b) shall be replaced with 63.654(f).	Y	
63.646(k)	Storage Vessel Provisions—References to the Periodic Reports in 63.152(c) shall be replaced with 63.654(g).	Y	
63.646(l)	Storage Vessel Provisions--State or local permitting agency notification requirements	Y	
63.654	Reporting and Recordkeeping Requirements	Y	
63.654(f)	Reporting and Recordkeeping Requirements--Notice of compliance status report requirements	Y	
63.654(f)(1)(i)(A)	Reporting and Recordkeeping Requirements--Notice of compliance status report requirements--Reporting--storage vessels	Y	

Table IV – (F-403)BC Cluster 01b
Source-specific Applicable Requirements
S1—Tank A-001, S990 – Tank 749
MACT Group 1, Abated by A-XXXX, SRU Stack Incinerators

Applicable Requirement	Regulation Title or Description of Requirement	Federally Enforceable (Y/N)	Future Effective Date
<u>63.654(f)(1)(i)(A)(L)</u>	<u>Reporting and Recordkeeping Requirements--Notice of compliance status report requirements--Reporting--storage vessels</u>	<u>Y</u>	
<u>63.654(g)(1)</u>	<u>Periodic Reporting and Recordkeeping Requirements--storage vessels</u>	<u>Y</u>	
<u>63.654(g)(5)</u>	<u>Reporting and Recordkeeping Requirements—storage vessels with closed vent systems and control devices</u>	<u>Y</u>	
<u>63.654(g)(5)(i)</u>	<u>Reporting and Recordkeeping Requirements—storage vessels with closed vent systems and control devices</u>	<u>Y</u>	
<u>63.654(g)(5)(i)(A)</u>	<u>Reporting and Recordkeeping Requirements—storage vessels with closed vent systems and control devices</u>	<u>Y</u>	
<u>63.654(g)(5)(i)(B)</u>	<u>Reporting and Recordkeeping Requirements—storage vessels with closed vent systems and control devices</u>	<u>Y</u>	
<u>63.654(g)(5)(i)</u>	<u>Reporting and Recordkeeping Requirements—storage vessels with closed vent systems and control devices</u>	<u>Y</u>	
<u>63.654(h)(2)</u>	<u>Reporting and Recordkeeping Requirements--Other reports--Storage vessel notification of inspections.</u>	<u>Y</u>	
<u>63.654(h)(2)(i)</u>	<u>Reporting and Recordkeeping Requirements--Other reports--Storage vessel notification of inspections.</u>	<u>Y</u>	
<u>63.654(h)(2)(i)(A)</u>	<u>Reporting and Recordkeeping Requirements--Other reports--Storage vessel notification of inspections.</u>	<u>Y</u>	
<u>63.654(h)(2)(i)(C)</u>	<u>Reporting and Recordkeeping Requirements--Other reports--Storage vessel notification of inspections.</u>	<u>Y</u>	
<u>63.654(h)(6)</u>	<u>Reporting and Recordkeeping Requirements--Other reports--Determination of Applicability</u>	<u>Y</u>	
<u>63.654(h)(6)(ii)</u>	<u>Reporting and Recordkeeping Requirements--Other reports--Determination of Applicability</u>	<u>Y</u>	
<u>63.654(i)(1)</u>	<u>Reporting and Recordkeeping Requirements--Recordkeeping for storage vessels</u>	<u>Y</u>	
<u>63.654(i)(1)(i)</u>	<u>Reporting and Recordkeeping Requirements--Recordkeeping for storage vessels</u>	<u>Y</u>	
<u>63.654(i)(1)(i)(v)</u>	<u>Reporting and Recordkeeping Requirements--Recordkeeping for Group 2 storage vessels</u>	<u>Y</u>	
<u>63.654(i)(2)</u>	<u>Reporting and Recordkeeping Requirements—Performance test records</u>	<u>Y</u>	
<u>63.654(i)(4)</u>	<u>Reporting and Recordkeeping Requirements—Record retention</u>	<u>Y</u>	
<u>63.642(e)</u>	General recordkeeping requirements: Time period for keeping records, unless specified otherwise.	Y	
	63.642(e) & 63.654(i)(4) keep all other records 5 years, retrievable within 24 hr		

Table IV – (F-403)BC Cluster 01b
Source-specific Applicable Requirements
S1—Tank A-001, S990 – Tank 749
MACT Group 1, Abated by A-XXXX, SRU Stack Incinerators

Applicable Requirement	Regulation Title or Description of Requirement	Federally Enforceable (Y/N)	Future Effective Date
	General recordkeeping requirements: Keep all reports and notification for the specified period of time. 63.642(e) & 63.654(i)(4) required	Y	
63.654(i)	Applicability records: Time period for keeping records of applicability determination, unless specified otherwise. 63.654(i)(1) 63.123(a) Keep record readily accessible for the service life of the tank	Y	
	Applicability records: Records of dimensions & capacity required for nonexempt tanks? 63.654(i)(1) 63.646(a)&63.119(a)(3) 63.123(a) Required Keep record readily accessible for service life of the tank *	Y	
	Applicability records: Additional recordkeeping requirements for certain tanks. 63.654(i)(1)(iv) determination of HAP content Keep record readily accessible for service life of the tank	Y	

Table IV – BD Cluster 01bF-101E
Source-specific Applicable Requirements
S529 – Tank A-529, S530 – Tank A-530
(Sources OOS, Applicability applies if returned to service), S1418—Tank A-750

Applicable Requirement	Regulation Title or Description of Requirement	Federally Enforceable (Y/N)	Future Effective Date
BAAQMD Regulation 8 Rule 5	Organic Compounds – Storage of Organic Liquids (10/18/2006) Exempt	Y	
8-5-117	Limited Exemption, Low Vapor Pressure	N	
SIP Regulation 8 Rule 5	Organic Compounds - Storage of Organic Liquids (06/05/2003) Requirements for Fixed Roof Tank vented to Refinery Fuel Gas system.		
8-5-117	Exemption, Low Vapor Pressure	Y	

Table IV – ~~BD Cluster 01bF-101E~~
Source-specific Applicable Requirements
S529 – Tank A-529, S530 – Tank A-530
(Sources OOS, Applicability applies if returned to service), ~~S1418 – Tank A-750~~

Applicable Requirement	Regulation Title or Description of Requirement	Federally Enforceable (Y/N)	Future Effective Date
<u>40 CFR 63 Subpart CC Refinery MACT</u>	NESHAP for <u>Source Categories - Petroleum Refineries (MACT) (06/03/2003)</u> <i>Exempt per 63.640(d)(5) (vented to fuel gas)</i> REQUIREMENTS FOR RECORDKEEPING ONLY	Y	
<u>63.640</u>	<u>Applicability</u>	<u>Y</u>	
<u>63.640(c)(2)</u>	<u>Applicability and Designation of Storage Vessels</u>	<u>Y</u>	
<u>63.640(d)(5)</u>	<u>Exclusion for emission points routed to fuel gas system</u>	<u>Y</u>	
<u>63.642(e)</u>	General recordkeeping requirements: Time period for keeping records, unless specified otherwise.	<u>Y</u>	
	63.642(e) & 63.654(i)(4) keep all other records 5 years, retrievable within 24 hr		
	General recordkeeping requirements: Keep all reports and notification for the specified period of time.	<u>Y</u>	
	63.642(e) & 63.654(i)(4) required		
<u>63.654(i)</u>	Applicability records: Time period for keeping records of applicability determination, unless specified otherwise.	<u>Y</u>	
	63.654(i)(1) 63.123(a) Keep record readily accessible for the service life of the tank		
	Applicability records: Records of dimensions & capacity required for nonexempt tanks?	<u>Y</u>	
	63.654(i)(1) 63.646(a)&63.119(a)(3) 63.123(a) Required Keep record readily accessible for service life of the tank*		
	Applicability records: Additional recordkeeping requirements for certain tanks.	<u>Y</u>	
	63.654(i)(1)(iv) determination of HAP content Keep record readily accessible for service life of the tank		
BAAQMD Condition # 8548	(Only apply to S529 and S530)		
Part 1	Requirement for abatement by A-12 (basis: Reg. 1-301, toxics)	<u>Y</u>	
Part 2	Fugitive component inspection and maintenance (basis: cumulative increase, offsets, Regulation 8-18, Regulation 8-25, Regulation 8-28)	<u>Y</u>	
Part 3	Pressure relief valve requirement (basis: BACT, cumulative increase, offsets)	<u>Y</u>	
BAAQMD Condition # 10696			
Part 1	Requirement for abatement by A-12 (basis: Reg. 1-301, toxics)	Y	

Table IV – ~~BD Cluster 01bF-101E~~
Source-specific Applicable Requirements
S529 – Tank A-529, S530 – Tank A-530
(Sources OOS, Applicability applies if returned to service), S1418 – Tank A-750

Applicable Requirement	Regulation Title or Description of Requirement	Federally Enforceable (Y/N)	Future Effective Date
Part 2	Fugitive component inspection and maintenance (basis: cumulative increase, offsets, Regulation 8-18, Regulation 8-25, Regulation 8-28)	Y	
Part 3	Pressure relief valve requirement (basis: BACT, cumulative increase, offsets)	Y	
Part 4	Fugitive component count and emission offsetting requirements (basis: cumulative increase, BACT)	Y	
BAAQMD Condition # 19528			
Part 1	Throughput limit (basis: Regulation 2-1-234.3, Regulation 2-1-403, Regulation 2-6-503)	Y	

Table IV – ~~BD Cluster 01bF-403~~
Source-specific Applicable Requirements
S529 – Tank A-529, S530 – Tank A-530, S1418 – Tank A-750 Abated by A-1418 Packed Bed Scrubber and SRU Incinerators (A-1525)
MACT Group 1

Applicable Requirement	Regulation Title or Description of Requirement	Federally Enforceable (Y/N)	Future Effective Date
BAAQMD Regulation Reg 8 Rule 5	<u>Organic Compounds - Storage of Organic Liquids (10/18/2006) Exempt</u>	Y	
<u>8-5-100</u>	<u>General</u>	<u>Y</u>	
<u>8-5-101</u>	<u>Description</u>	<u>Y</u>	
<u>8-5-111</u>	<u>Limited Exemption, Tank Removal From and Return to Service</u>	<u>N</u>	
<u>8-5-111.1</u>	<u>Limited Exemption, Tank Removal From and Return to Service, Notification</u>	<u>Y</u>	
<u>8-5-111.1.1</u>	<u>Limited Exemption, Tank Removal From and Return to Service, Notification</u>	<u>Y</u>	
<u>8-5-111.1.2</u>	<u>Limited Exemption, Tank Removal From and Return to Service, Notification</u>	<u>Y</u>	
<u>8-5-111.2</u>	<u>Limited Exemption, Tank Removal From and Return to Service; Tank in compliance at time of notification</u>	<u>N</u>	
<u>8-5-111.4</u>	<u>Limited Exemption, Tank Removal From and Return to Service; Use vapor recovery during filling and emptying on tanks so equipped</u>	<u>Y</u>	

Table IV – ~~BD Cluster 01bF-403~~
Source-specific Applicable Requirements
~~S529 – Tank A-529, S530 – Tank A-530, S1418 – Tank A-750 Abated by A-1418 Packed Bed Scrubber~~
and SRU Incinerators (A-1525)
MACT Group 1

Applicable Requirement	Regulation Title or Description of Requirement	Federally Enforceable (Y/N)	Future Effective Date
<u>8-5-111.5</u>	<u>Limited Exemption, Tank Removal From and Return to Service; Minimize emissions and, if required, degas per 8-5-328</u>	<u>N</u>	
<u>8-5-111.6</u>	<u>Limited Exemption, Tank Removal From and Return to Service; Self report if out of compliance during exemption period</u>	<u>N</u>	
<u>8-5-112</u>	<u>Limited Exemption, Preventative Maintenance and Inspection of Tanks in Operation</u>	<u>N</u>	
<u>8-5-112.1</u>	<u>Limited Exemption, Preventative Maintenance and Inspection of Tanks in Operation; Notification</u>	<u>Y</u>	
<u>8-5-112.1.1</u>	<u>Limited Exemption, Preventative Maintenance and Inspection of Tanks in Operation; Notification</u>	<u>Y</u>	
<u>8-5-112.1.2</u>	<u>Limited Exemption, Preventative Maintenance and Inspection of Tanks in Operation; Notification</u>	<u>Y</u>	
<u>8-5-112.2</u>	<u>Limited Exemption, Preventative Maintenance and Inspection of Tanks in Operation; Tank in compliance at time of notification</u>	<u>N</u>	
<u>8-5-112.3</u>	<u>Limited Exemption, Preventative Maintenance and Inspection of Tanks in Operation; No product movement, Minimize emissions</u>	<u>Y</u>	
<u>8-5-112.4</u>	<u>Limited Exemption, Preventative Maintenance and Inspection of Tanks in Operation; Not to exceed 7 days</u>	<u>N</u>	
<u>8-5-112.5</u>	<u>Limited Exemption, Preventative Maintenance and Inspection of Tanks in Operation; Self report if out of compliance during exemption period</u>	<u>N</u>	
<u>8-5-112.6</u>	<u>Limited Exemption, Preventative Maintenance and Inspection of Tanks in Operation; Keep records for each exemption</u>	<u>N</u>	
<u>8-5-112.6.1</u>	<u>Limited Exemption, Preventative Maintenance and Inspection of Tanks in Operation; Keep records for each exemption</u>	<u>N</u>	
<u>8-5-112.6.2</u>	<u>Limited Exemption, Preventative Maintenance and Inspection of Tanks in Operation; Keep records for each exemption</u>	<u>N</u>	
<u>8-5-112.6.3</u>	<u>Limited Exemption, Preventative Maintenance and Inspection of Tanks in Operation; Keep records for each exemption</u>	<u>N</u>	
<u>8-5-112.6.4</u>	<u>Limited Exemption, Preventative Maintenance and Inspection of Tanks in Operation; Keep records for each exemption</u>	<u>N</u>	
<u>8-5-117</u>	<u>Limited Exemption, Low Vapor Pressure</u>	<u>N</u>	
<u>8-5-118</u>	<u>Limited Exemption, Gas Tight Requirements</u>	<u>N</u>	
<u>8-5-119</u>	<u>Limited Exemption, Repair Period - Optional</u>	<u>N</u>	
<u>8-5-119.1</u>	<u>Limited Exemption, Repair Period - Optional</u>	<u>N</u>	
<u>8-5-119.2</u>	<u>Limited Exemption, Repair Period - Optional</u>	<u>N</u>	
<u>8-5-119.3</u>	<u>Limited Exemption, Repair Period - Optional</u>	<u>N</u>	
<u>8-5-301</u>	<u>Storage Tank Control Requirements</u>	<u>N</u>	
<u>8-5-303</u>	<u>Requirements for Pressure Vacuum Valves</u>	<u>N</u>	

Table IV – ~~BD Cluster 01bF-403~~
Source-specific Applicable Requirements
~~S529 – Tank A-529, S530 – Tank A-530, S1418 – Tank A-750 Abated by A-1418 Packed Bed Scrubber~~
and SRU Incinerators (A-1525)
MACT Group 1

Applicable Requirement	Regulation Title or Description of Requirement	Federally Enforceable (Y/N)	Future Effective Date
<u>8-5-303.1</u>	<u>Requirements for Pressure Vacuum Valves: Set pressure</u>	<u>N</u>	
<u>8-5-303.2</u>	<u>Requirements for Pressure Vacuum Valves: Gas tight requirement or abatement</u>	<u>N</u>	
<u>8-5-306</u>	<u>Requirements for Approved Emission Control Systems</u>	<u>N</u>	
<u>8-5-306.1</u>	<u>Requirements for Approved Emission Control Systems: Abatement efficiency >= 95%</u>	<u>N</u>	
<u>8-5-307</u>	<u>Requirements for Fixed Roof Tanks, Pressure Tanks and Blanketed Tanks</u>	<u>N</u>	
<u>8-5-307.1</u>	<u>Requirements for Fixed Roof Tanks, Pressure Tanks and Blanketed Tanks: no liquid leakage through shell</u>	<u>N</u>	
<u>8-5-328</u>	<u>Tank Degassing Requirements</u>	<u>N</u>	
<u>8-5-328.1</u>	<u>Tank Degassing Requirements: Tanks > 75 cubic meters</u>	<u>N</u>	
<u>8-5-328.2</u>	<u>Tank Degassing Requirements: Ozone Excess Day Prohibition</u>	<u>Y</u>	
<u>8-5-328.3</u>	<u>Tank Degassing Requirements: BAAQMD notification required</u>	<u>N</u>	
<u>8-5-331</u>	<u>Tank Cleaning Requirements</u>	<u>N</u>	
<u>8-5-331.1</u>	<u>Tank Cleaning Requirements: Cleaning material properties</u>	<u>N</u>	
<u>8-5-331.2</u>	<u>Tank Cleaning Requirements: Steam cleaning prohibition</u>	<u>N</u>	
<u>8-5-331.3</u>	<u>Tank Cleaning Requirements: Steam cleaning exceptions</u>	<u>N</u>	
<u>8-5-403</u>	<u>Inspection Requirements for Pressure Relief Devices</u>	<u>N</u>	
<u>8-5-403.1</u>	<u>Inspection Requirements for Pressure Relief Devices: pressure vacuum valves</u>	<u>N</u>	
<u>8-5-403.2</u>	<u>Inspection Requirements for Pressure Relief Devices: PRDs except pressure vacuum valves</u>	<u>N</u>	
<u>8-5-404</u>	<u>Inspection, Abatement Efficiency Determination, and Source Test Reports</u>	<u>N</u>	
<u>8-5-411</u>	<u>Enhanced Monitoring Program (Optional)</u>	<u>N</u>	
<u>8-5-411.3</u>	<u>Enhanced Monitoring Program (Optional); Performance requirements</u>	<u>N</u>	
<u>8-5-501</u>	<u>Records</u>	<u>N</u>	
<u>8-5-501.1</u>	<u>Records: Type and amounts of liquid, type of blanket gas, TVP - Retain 24 months</u>	<u>Y</u>	
<u>8-5-501.3</u>	<u>Records: Retention</u>	<u>N</u>	
<u>8-5-501.4</u>	<u>Records: New PV setpoints</u>	<u>N</u>	
<u>8-5-502</u>	<u>Source Test Requirements and exemption for sources vented to fuel gas</u>	<u>N</u>	
<u>8-5-502.1</u>	<u>Source Test Requirements: Annual source test for approved emission control systems and abatement devices for 8-5-303.2, 8-5-306.1, 8-5-307.3</u>	<u>N</u>	
<u>8-5-602</u>	<u>Analysis of Samples, True Vapor Pressure</u>	<u>Y</u>	
<u>8-5-603</u>	<u>Determination of Abatement Efficiency</u>	<u>N</u>	
<u>8-5-604</u>	<u>Determination of Applicability Based on True Vapor Pressure</u>	<u>Y</u>	
<u>8-5-605</u>	<u>Measurement of Leak Concentration and Residual Concentrations</u>	<u>N</u>	

Table IV – ~~BD Cluster 01bF-403~~
Source-specific Applicable Requirements
~~S529 – Tank A-529, S530 – Tank A-530, S1418 – Tank A-750 Abated by A-1418 Packed Bed Scrubber~~
and SRU Incinerators (A-1525)
MACT Group 1

Applicable Requirement	Regulation Title or Description of Requirement	Federally Enforceable (Y/N)	Future Effective Date
<u>8-5-605.1</u>	<u>Measurement of Leak Concentration and Residual Concentrations; EPA Method 21 Instrument</u>	<u>N</u>	
<u>8-5-605.2</u>	<u>Measurement of Leak Concentration and Residual Concentrations; Test Methods</u>	<u>N</u>	
<u>8-5-606</u>	<u>Analysis of Samples, Tank Cleaning Agents</u>	<u>N</u>	
<u>8-5-606.1</u>	<u>Analysis of Samples, Tank Cleaning Agents; IBP</u>	<u>N</u>	
<u>8-5-606.2</u>	<u>Analysis of Samples, Tank Cleaning Agents; TVP</u>	<u>N</u>	
<u>8-5-606.3</u>	<u>Analysis of Samples, Tank Cleaning Agents; VOC</u>	<u>N</u>	
<u>SIP Regulation 8 Rule 5</u>	<u>Organic Compounds - Storage of Organic Liquids (06/05/2003)</u>	-	
<u>8-5-111</u>	<u>Limited Exemption, Tank Removal From and Return to Service</u>	<u>Y</u>	
<u>8-5-111.2</u>	<u>Limited Exemption, Tank Removal From and Return to Service, Tank in compliance prior to notification</u>	<u>Y</u>	
<u>8-5-111.5</u>	<u>Limited Exemption, Tank Removal From and Return to Service, Minimize emissions</u>	<u>Y</u>	
<u>8-5-111.6</u>	<u>Limited Exemption, Tank Removal From and Return to Service, Notice of completion not required</u>	<u>Y</u>	
<u>8-5-111.7</u>	<u>Limited Exemption, Tank Removal From and Return to Service, Satisfy requirements of 8-5-328</u>	<u>Y</u>	
<u>8-5-112</u>	<u>Limited Exemption, Tanks in Operation</u>	<u>Y</u>	
<u>8-5-112.2</u>	<u>Limited Exemption, Tanks in Operation, Tank in compliance prior to start of work. Certified per 8-5-404</u>	<u>Y</u>	
<u>8-5-112.4</u>	<u>Limited Exemption, Tanks in Operation, Not to exceed 7 days</u>	<u>Y</u>	
<u>8-5-117</u>	<u>Exemption, Low Vapor Pressure</u>	<u>Y</u>	
<u>8-5-301</u>	<u>Storage Tank Control Requirements</u>	<u>Y</u>	
<u>8-5-303</u>	<u>Requirements for Pressure Vacuum Valves</u>	<u>Y</u>	
<u>8-5-303.1</u>	<u>Requirements for Pressure Vacuum Valves</u>	<u>Y</u>	
<u>8-5-303.2</u>	<u>Requirements for Pressure Vacuum Valves</u>	<u>Y</u>	
<u>8-5-306</u>	<u>Requirements for Approved Emission Control Systems</u>	<u>Y</u>	
<u>8-5-328</u>	<u>Tank degassing requirements</u>	<u>Y</u>	
<u>8-5-328.1</u>	<u>Tank degassing requirements: Tanks > 75 cubic meters</u>	<u>Y</u>	
<u>8-5-328.1.2</u>	<u>Tank degassing requirements: Concentration of <10,000 ppm as methane after degassing</u>	<u>Y</u>	
<u>8-5-403</u>	<u>Inspection Requirements for Pressure Vacuum Valves</u>	<u>Y</u>	
<u>8-5-404</u>	<u>Certification</u>	<u>Y</u>	
<u>8-5-405</u>	<u>Report</u>	<u>Y</u>	
<u>8-5-405.1</u>	<u>Information required</u>	<u>Y</u>	

Table IV – ~~BD Cluster 01bF-403~~
Source-specific Applicable Requirements
~~S529 – Tank A-529, S530 – Tank A-530, S1418 – Tank A-750 Abated by A-1418 Packed Bed Scrubber~~
and SRU Incinerators (A-1525)
MACT Group 1

Applicable Requirement	Regulation Title or Description of Requirement	Federally Enforceable (Y/N)	Future Effective Date
8-5-405.2	Information required	<u>Y</u>	
8-5-405.3	Information required	<u>Y</u>	
8-5-501	Records	<u>Y</u>	
8-5-503	Portable Hydrocarbon Detector	<u>Y</u>	
8-5-603	Determination of Emissions	<u>Y</u>	
8-5-603.1	Determination of Emissions; Method to test emission control system (8-5-306)	<u>Y</u>	
8-5-605	Pressure-Vacuum Valve Gas Tight Determination	<u>Y</u>	
40 CFR 63 Subpart G	NESHAPS for Source Categories: SOCMH HON G Requirements for tanks subject to 40 CFR 63 Subpart CC	-	
63.119	Storage Vessel Provisions--Reference Control Technology	<u>Y</u>	
63.119(a)	Storage Vessel Provisions -- Reference Control Technology	<u>Y</u>	
63.119(a)(1)	Storage Vessel Provisions -- Reference Control Technology--Group 1, TVP < 76.6 kPa (11psi)	<u>Y</u>	
63.119(e)	Storage Vessel Provisions--Reference Control Technology—The owner or operator who elects to use a closed vent system and control device to comply with the requirements of paragraph (a)(1) or (a)(2) of this section shall comply with the requirements specified in paragraphs (e)(1) through (e)(5) of this section.	<u>Y</u>	
63.119(e)(1)	Control devices used to comply with 63.119(a)(1) or (a)(2) shall reduce HAPs by 95% or greater. If a flare is used, it shall meet the specification of 63.11 (b).	<u>Y</u>	
63.119(e)(2)	If the owner or operator can demonstrate that a control device installed on a storage vessel on or before December 31, 1992 [July 15, 1994] is designed to reduce inlet emissions of total organic HAP by greater than or equal to 90 percent but less than 95 percent, then the control device is required to be operated to reduce inlet emissions of total organic HAP by 90 percent or greater.	<u>Y</u>	
63.119(e)(3)	Periods of planned routine maintenance of the control device, during which the control device does not meet the specifications of paragraph (e)(1) or (e)(2) of this section, as applicable, shall not exceed 240 hours per year.	<u>Y</u>	
63.119(e)(4)	The specifications and requirements in paragraphs (e)(1) and (e)(2) of this section for control devices do not apply during periods of planned routine maintenance.	<u>Y</u>	

Table IV – ~~BD Cluster 01bF-403~~
Source-specific Applicable Requirements
~~S529 – Tank A-529, S530 – Tank A-530, S1418 – Tank A-750~~ **Abated by A-1418 Packed Bed Scrubber**
and SRU Incinerators (A-1525)
MACT Group 1

Applicable Requirement	Regulation Title or Description of Requirement	Federally Enforceable (Y/N)	Future Effective Date
<u>63.119(e)(5)</u>	The specifications and requirements in paragraphs (e)(1) and (e)(2) of this section for control devices do not apply during a control system malfunction.	Y	
<u>63.120</u>	<u>Storage Vessel Provisions - Procedures To Determine Compliance.</u>	Y	
<u>63.120(d)</u>	To demonstrate compliance with §63.119(e) of this subpart (storage vessel equipped with a closed vent system and control device) using a control device other than a flare, the owner or operator shall comply with the requirements in paragraphs (d)(1) through (d)(7) of this section, except as provided in paragraph (d)(8) of this section.		
<u>63.120(d)(1)</u>	The owner or operator shall either prepare a design evaluation, which includes the information specified in paragraph (d)(1)(i) of this section, or submit the results of a performance test as described in paragraph (d)(1)(ii) of this section.		
<u>63.120(d)(1)(ii)</u>	The owner or operator is not required to prepare a design evaluation for the control device as described in paragraph (d)(1)(i) of this section, if the performance tests meets the criteria specified in paragraphs (d)(1)(ii)(A) and (d)(1)(ii)(B) of this section.		
<u>63.120(d)(1)(ii)(A)</u>	The performance test demonstrates that the control device achieves greater than or equal to the required control efficiency specified in §63.119 (e)(1) or (e)(2) of this subpart, as applicable; and		
<u>63.120(d)(1)(ii)(B)</u>	The performance test is submitted as part of the Notification of Compliance Status required by §63.151(b) of this subpart [§63.654(f) of Subpart CC].		
<u>63.120(d)(2)</u>	The owner or operator shall submit, as part of the Notification of Compliance Status required by §63.151(b) of this subpart [§63.654(f) of Subpart CC], a monitoring plan containing the information specified in paragraph (d)(2)(i) of this section and in either (d)(2)(ii) or (d)(2)(iii) of this section.		
<u>63.120(d)(2)(i)</u>	A description of the parameter or parameters to be monitored to ensure that the control device is being properly operated and maintained, an explanation of the criteria used for selection of that parameter (or parameters), and the frequency with which monitoring will be performed (e.g., when the liquid level in the storage vessel is being raised); and		
<u>63.120(d)(2)(ii)</u>	The information specified in paragraph (d)(2)(iii) (A) and (B) of this section if the owner or operator elects to submit the results of a performance test.		
<u>63.120(d)(2)(ii)(A)</u>	Identification of the storage vessel and control device for which the performance test will be submitted, and		

Table IV – ~~BD Cluster 01bF-403~~
Source-specific Applicable Requirements
~~S529 – Tank A-529, S530 – Tank A-530, S1418 – Tank A-750 Abated by A-1418 Packed Bed Scrubber~~
and SRU Incinerators (A-1525)
MACT Group 1

Applicable Requirement	Regulation Title or Description of Requirement	Federally Enforceable (Y/N)	Future Effective Date
<u>63.120(d)(2)(ii)(B)</u>	<u>Identification of the emission point(s) that share the control device with the storage vessel and for which the performance test will be conducted.</u>		
<u>63.120(d)(3)</u>	<u>The owner or operator shall submit, as part of the Notification of Compliance Status required by §63.152(b) of this subpart [§63.654(f) of Subpart CC], the information specified in paragraphs (d)(3)(i) and, if applicable, (d)(3)(ii) of this section.</u>		
<u>63.120(d)(3)(i)</u>	<u>The operating range for each monitoring parameter identified in the monitoring plan. The specified operating range shall represent the conditions for which the control device is being properly operated and maintained.</u>		
<u>63.120(d)(3)(ii)</u>	<u>Results of the performance test described in paragraph (d)(1)(ii) of this section.</u>		
<u>63.120(d)(5)</u>	<u>The owner or operator shall monitor the parameters specified in the Notification of Compliance Status required in §63.152(b) of this subpart [§63.654(f) of Subpart CC], or in the operating permit and shall operate and maintain the control device such that the monitored parameters remain within the ranges specified in the Notification of Compliance Status.</u>		
<u>63.120(d)(6)</u>	<u>Except as provided in paragraph (d)(7) of this section, each closed vent system shall be inspected as specified in §63.148 of this subpart. The initial and annual inspections required by §63.148(b) of this subpart shall be done during filling of the storage vessel.</u>		
<u>63.123</u>	<u>Storage Vessel Provisions--Recordkeeping.</u>	<u>Y</u>	
<u>63.123(f)</u>	<u>Storage Vessel Provisions . Recordkeeping--Group 1 Closed vent system and control device</u>	<u>Y</u> -	
<u>63.123(f)(1)</u>	<u>Storage Vessel Provisions . Recordkeeping--Group 1 Closed vent system and control device – records of parameters monitored in accordance with 63.120(d)(5)</u>	<u>Y</u> -	
<u>63.123(f)(2)</u>	<u>Storage Vessel Provisions . Recordkeeping--Group 1 Closed vent system and control device – record of planned routine maintenance performed on control device including</u>	<u>Y</u> -	
<u>63.123(f)(2)(i)</u>	<u>Start date of planned routine maintenance</u>	<u>Y</u>	
<u>63.123(f)(2)(ii)</u>	<u>End date of planned routine maintenance</u>	<u>Y</u>	
<u>63.123(g)</u>	<u>Storage Vessel Provisions -- Recordkeeping, Extensions</u>	<u>Y</u> -	
<u>63.148</u>	<u>Leak inspection provisions</u>	<u>Y</u>	
<u>63.148(a)</u>	<u>Leak inspection provisions: for each vapor collection system, closed-vent system, fixed roof, cover, or enclosure required to comply with this section, the owner or operator shall comply with the requirements of paragraphs (b) through (j) of this section.</u>	<u>Y</u>	

Table IV – ~~BD Cluster 01bF-403~~
Source-specific Applicable Requirements
~~S529 – Tank A-529, S530 – Tank A-530, S1418 – Tank A-750 Abated by A-1418 Packed Bed Scrubber~~
and SRU Incinerators (A-1525)
MACT Group 1

Applicable Requirement	Regulation Title or Description of Requirement	Federally Enforceable (Y/N)	Future Effective Date
<u>63.148(b)</u>	<u>Leak inspection provisions; Except as provided in paragraphs (g) and (h) of this section, each vapor collection system and closed-vent system shall be inspected according to the procedures and schedule specified in paragraphs (b)(1) and (b)(2) of this section and each fixed roof, cover, and enclosure shall be inspected according to the procedures and schedule specified in paragraph (b)(3) of this section.</u>	<u>Y</u>	
<u>63.148(b)(1)</u>	<u>If the vapor collection system or closed vent system is constructed of hard-piping, the owner or operator shall:</u>	<u>Y</u>	
<u>63.148(b)(1)(i)</u>	<u>Conduct an initial inspection according to the procedures in paragraph (c) of this section, and</u>	<u>Y</u>	
<u>63.148(b)(1)(ii)</u>	<u>Conduct annual visual inspections for visible, audible, or olfactory indications of leaks.</u>	<u>Y</u>	
<u>63.148(b)(1)(ii)</u>	<u>For each fixed roof, cover, and enclosure, the owner or operator shall conduct initial visual inspections and semi-annual visual inspections for visible, audible, or olfactory indications of leaks as specified in §§63.133 through 63.137 of this subpart.</u>	<u>Y</u>	
<u>63.148(c)</u>	<u>Each vapor collection system and closed vent system shall be inspected according to the procedures specified in paragraphs (c)(1) through (c)(5) of this section.</u>	<u>Y</u>	
<u>63.148(c)(1)</u>	<u>Inspections shall be conducted in accordance with Method 21 of 40 CFR part 60, appendix A.</u>	<u>Y</u>	
<u>63.148(c)(2)(i)</u>	<u>The detection instrument shall meet the performance criteria of Method 21 of 40 CFR part 60, appendix A, except the instrument response factor criteria in section 3.1.2(a) of Method 21 shall be for the average composition of the process fluid not each individual volatile organic compound in the stream. For process streams that contain nitrogen, air, or other inerts, which are not organic hazardous air pollutants or volatile organic compounds, the average stream response factor shall be calculated on an inert-free basis.</u>	<u>Y</u>	
<u>63.148(c)(3)</u>	<u>The detection instrument shall be calibrated before use on each day of its use by the procedures specified in Method 21 of 40 CFR part 60, appendix A.</u>	<u>Y</u>	
<u>63.148(c)(4)</u>	<u>Method 21 calibration gas requirements</u>	<u>Y</u>	

Table IV – ~~BD Cluster 01bF-403~~
Source-specific Applicable Requirements
~~S529 – Tank A-529, S530 – Tank A-530, S1418 – Tank A-750 Abated by A-1418 Packed Bed Scrubber~~
and SRU Incinerators (A-1525)
MACT Group 1

Applicable Requirement	Regulation Title or Description of Requirement	Federally Enforceable (Y/N)	Future Effective Date
<u>63.148(c)(5)</u>	<u>An owner or operator may elect to adjust or not adjust instrument readings for background. If an owner or operator elects to not adjust readings for background, all such instrument readings shall be compared directly to the applicable leak definition to determine whether there is a leak. If an owner or operator elects to adjust instrument readings for background, the owner or operator shall measure background concentration using the procedures in §§63.180(b) and (c) of subpart H of this part. The owner or operator shall subtract background reading from the maximum concentration indicated by the instrument</u>	Y	
<u>63.148(c)(6)</u>	<u>The arithmetic difference between the maximum concentration indicated by the instrument and the background level shall be compared with 500 parts per million for determining compliance.</u>	Y	
<u>63.148(d)</u>	<u>Leaks, as indicated by an instrument reading greater than 500 parts per million above background or by visual inspections, shall be repaired as soon as practicable, except as provided in paragraph (e) of this section.</u>	Y	
<u>63.148(d)(1)</u>	<u>A first attempt at repair shall be made no later than 5 calendar days after the leak is detected.</u>	Y	
<u>63.148(d)(2)</u>	<u>Repair shall be completed no later than 15 calendar days after the leak is detected.</u>	Y	
<u>63.148(e)</u>	<u>Delay of repair of a vapor collection system, closed vent system, fixed roof, cover, or enclosure for which leaks have been detected is allowed if the repair is technically infeasible without a shutdown, or if the owner or operator determines that emissions resulting from immediate repair would be greater than the fugitive emissions likely to result from delay of repair. Repair of such equipment shall be complete by the end of the next shutdown.</u>	Y	
<u>63.148(f)</u>	<u>For each vapor collection system or closed vent system that contains bypass lines that could divert a vent stream away from the control device and to the atmosphere, the owner or operator shall comply with the provisions of either paragraph (f)(1) or (f)(2) of this section, except as provided in paragraph (f)(3) of this section.</u>	Y	
<u>63.148(f)(1)</u>	<u>Install, calibrate, maintain, and operate a flow indicator that determines whether vent stream flow is present at least once every 15 minutes. Records shall be generated as specified in §63.118(a)(3) of this subpart. The flow indicator shall be installed at the entrance to any bypass line; or</u>	Y	
<u>63.148(f)(2)</u>	<u>Secure the bypass line valve in the closed position with a car-seal or a lock-and-key type configuration. A visual inspection of the seal or closure mechanism shall be performed at least once every month to ensure the valve is maintained in the closed position and the vent stream is not diverted through the bypass line.</u>	Y	

Table IV – ~~BD Cluster 01bF-403~~
Source-specific Applicable Requirements
~~S529 – Tank A-529, S530 – Tank A-530, S1418 – Tank A-750 Abated by A-1418 Packed Bed Scrubber~~
and SRU Incinerators (A-1525)
MACT Group 1

Applicable Requirement	Regulation Title or Description of Requirement	Federally Enforceable (Y/N)	Future Effective Date
<u>63.148(f)(3)</u>	<u>Equipment such as low leg drains, high point bleeds, analyzer vents, open-ended valves or lines, and pressure relief valves needed for safety purposes are not subject to this paragraph.</u>	<u>Y</u>	
<u>63.148(g)</u>	<u>Any parts of the vapor collection system, closed vent system, fixed roof, cover, or enclosure that are designated, as described in paragraph (i)(1) of this section, as unsafe to inspect are exempt from the inspection requirements of paragraphs (b)(1), (b)(2), and (b)(3)(i) of this section if:</u>	<u>Y</u>	
<u>63.148(g)(1)</u>	<u>The owner or operator determines that the equipment is unsafe to inspect because inspecting personnel would be exposed to an imminent or potential danger as a consequence of complying with paragraphs (b)(1), (b)(2), or (b)(3)(i) of this section; and</u>	<u>Y</u>	
<u>63.148(g)(2)</u>	<u>The owner or operator has a written plan that requires inspection of the equipment as frequently as practicable during safe-to-inspect times.</u>	<u>Y</u>	
<u>63.148(h)</u>	<u>Any parts of the vapor collection system, closed vent system, fixed roof, cover, or enclosure that are designated, as described in paragraph (i)(2) of this section, as difficult to inspect are exempt from the inspection requirements of paragraphs (b)(1), (b)(2), and (b)(3)(i) of this section if:</u>	<u>Y</u>	
<u>63.148(h)(1)</u>	<u>The owner or operator determines that the equipment cannot be inspected without elevating the inspecting personnel more than 2 meters above a support surface; and</u>	<u>Y</u>	
<u>63.148(h)(2)</u>	<u>The owner or operator has a written plan that requires inspection of the equipment at least once every 5 years.</u>	<u>Y</u>	
<u>63.148(i)</u>	<u>The owner or operator shall record the information specified in paragraphs (i)(1) through (i)(5) of this section.</u>	<u>Y</u>	
<u>63.148(i)(1)</u>	<u>Identification of all parts of the vapor collection system, closed vent system, fixed roof, cover, or enclosure that are designated as unsafe to inspect, an explanation of why the equipment is unsafe to inspect, and the plan for inspecting the equipment.</u>	<u>Y</u>	
<u>63.148(i)(2)</u>	<u>Identification of all parts of the vapor collection system, closed vent system, fixed roof, cover, or enclosure that are designated as difficult to inspect, an explanation of why the equipment is difficult to inspect, and the plan for inspecting the equipment.</u>	<u>Y</u>	
<u>63.148(i)(3)</u>	<u>For each vapor collection system or closed vent system that contains bypass lines that could divert a vent stream away from the control device and to the atmosphere, the owner or operator shall keep a record of the information specified in either paragraph (i)(3)(i) or (i)(3)(ii) of this section.</u>	<u>Y</u>	

Table IV – ~~BD Cluster 01bF-403~~
Source-specific Applicable Requirements
~~S529 – Tank A-529, S530 – Tank A-530, S1418 – Tank A-750 Abated by A-1418 Packed Bed Scrubber~~
and SRU Incinerators (A-1525)
MACT Group 1

Applicable Requirement	Regulation Title or Description of Requirement	Federally Enforceable (Y/N)	Future Effective Date
<u>63.148(i)(3)(i)</u>	<u>Hourly records of whether the flow indicator specified under paragraph (f)(1) of this section was operating and whether a diversion was detected at any time during the hour, as well as records of the times of all periods when the vent stream is diverted from the control device or the flow indicator is not operating.</u>	<u>Y</u>	
<u>63.148(i)(3)(ii)</u>	<u>Where a seal mechanism is used to comply with paragraph (f)(2) of this section, hourly records of flow are not required. In such cases, the owner or operator shall record whether the monthly visual inspection of the seals or closure mechanisms has been done, and shall record the occurrence of all periods when the seal mechanism is broken, the bypass line valve position has changed, or the key for a lock-and-key type configuration has been checked out, and records of any car-seal that has broken.</u>	<u>Y</u>	
<u>63.148(i)(4)</u>	<u>For each inspection during which a leak is detected, a record of the information specified in paragraphs (i)(4)(i) through (i)(4)(viii) of this section.</u>	<u>Y</u>	
<u>63.148(i)(4)(i)</u>	<u>The instrument identification numbers; operator name or initials; and identification of the equipment.</u>	<u>Y</u>	
<u>63.148(i)(4)(ii)</u>	<u>The date the leak was detected and the date of the first attempt to repair the leak.</u>	<u>Y</u>	
<u>63.148(i)(4)(iii)</u>	<u>Maximum instrument reading measured by the method specified in paragraph (d) of this section after the leak is successfully repaired or determined to be nonrepairable.</u>	<u>Y</u>	
<u>63.148(i)(4)(iv)</u>	<u>“Repair delayed” and the reason for the delay if a leak is not repaired within 15 calendar days after discovery of the leak.</u>	<u>Y</u>	
<u>63.148(i)(4)(v)</u>	<u>The name, initials, or other form of identification of the owner or operator (or designee) whose decision it was that repair could not be effected without a shutdown.</u>	<u>Y</u>	
<u>63.148(i)(4)(vi)</u>	<u>The expected date of successful repair of the leak if a leak is not repaired within 15 calendar days.</u>	<u>Y</u>	
<u>63.148(i)(4)(vi)</u> <u>i)</u>	<u>Dates of shutdowns that occur while the equipment is unrepaired.</u>	<u>Y</u>	
<u>63.148(i)(4)(vi)</u> <u>ii)</u>	<u>The date of successful repair of the leak.</u>	<u>Y</u>	
<u>63.148(i)(5)</u>	<u>For each inspection conducted in accordance with paragraph (c) of this section during which no leaks are detected, a record that the inspection was performed, the date of the inspection, and a statement that no leaks were detected.</u>	<u>Y</u>	

Table IV – ~~BD Cluster 01bF-403~~
Source-specific Applicable Requirements
~~S529 – Tank A-529, S530 – Tank A-530, S1418 – Tank A-750 Abated by A-1418 Packed Bed Scrubber~~
and SRU Incinerators (A-1525)
MACT Group 1

Applicable Requirement	Regulation Title or Description of Requirement	Federally Enforceable (Y/N)	Future Effective Date
<u>63.148(i)(6)</u>	<u>For each visual inspection conducted in accordance with paragraph (b)(1)(ii) or (b)(3)(ii) of this section during which no leaks are detected, a record that the inspection was performed, the date of the inspection, and a statement that no leaks were detected.</u>	<u>Y</u>	
<u>63.148(j)</u>	<u>The owner or operator shall submit with the reports required by §63.182(b) of subpart H of this part or with the reports required by §63.152(c) of this subpart [63.654(g) of Subpart CC], the information specified in paragraphs (j)(1) through (j)(3) of this section.</u>	<u>Y</u>	
<u>63.148(j)(1)</u>	<u>The information specified in paragraph (i)(4) of this section;</u>	<u>Y</u>	
<u>63.148(j)(2)</u>	<u>Reports of the times of all periods recorded under paragraph (i)(3)(i) of this section when the vent stream is diverted from the control device through a bypass line; and</u>	<u>Y</u>	
<u>63.148(j)(3)</u>	<u>Reports of all periods recorded under paragraph (i)(3)(ii) of this section in which the seal mechanism is broken, the bypass line valve position has changed, or the key to unlock the bypass line valve was checked out.</u>	<u>Y</u>	
<u>40 CFR 63 Subpart CC Refinery MACT</u>	NESHAP for <u>Source Categories Petroleum Refineries (06/03/2003)</u> <i>REQUIREMENTS FOR <u>Fixed Roof Tanks vented to Control Devices</u></i> <i>RECORDKEEPING ONLY</i>	<u>Y</u>	
<u>63.640</u>	<u>Applicability</u>	<u>Y</u>	
<u>63.640(c)(2)</u>	<u>Applicability and Designation of Storage Vessels</u>	<u>Y</u>	
<u>63.641</u>	<u>Definitions:</u>	<u>Y</u>	
<u>63.646</u>	<u>Storage Vessel Provisions</u>	<u>Y</u>	
<u>63.646(a)</u>	<u>Storage Vessel Provisions--Group 1, Comply with Subpart G 63.119 through 63.121.</u>	<u>Y</u>	
<u>63.646(b)(1)</u>	<u>Storage Vessel Provisions--Determine stored liquid % OHAP for group determination</u>	<u>Y</u>	
<u>63.646(b)(2)</u>	<u>Storage Vessel Provisions--Determine stored liquid % OHAP-method 18 to resolve disputes</u>	<u>Y</u>	
<u>63.646(c)</u>	<u>Storage Vessel Provisions--40 CFR 63 exclusions for storage vessels – 63.119(b)(5); (b)(6); (c)(2); and (d)(2) are not applicable</u>	<u>Y</u>	
<u>63.646(d)</u>	<u>Storage Vessel Provisions—How to handle references in 40 CFR 63 Subpart G for storage vessels</u>	<u>Y</u>	
<u>63.646(g)</u>	<u>Storage Vessel Provisions—Failure to perform inspections and monitoring required by this section shall constitute a violation of the applicable standard of this subpart.</u>	<u>Y</u>	
<u>63.646(h)</u>	<u>Storage Vessel Provisions—References in 63.119 through 63.121 to 63.122(g)(1), 63.151, and references to initial notification requirements do not apply</u>	<u>Y</u>	

Table IV – ~~BD Cluster 01bF-403~~
Source-specific Applicable Requirements
~~S529 – Tank A-529, S530 – Tank A-530, S1418 – Tank A-750 Abated by A-1418 Packed Bed Scrubber~~
and SRU Incinerators (A-1525)
MACT Group 1

Applicable Requirement	Regulation Title or Description of Requirement	Federally Enforceable (Y/N)	Future Effective Date
<u>63.646(i)</u>	<u>Storage Vessel Provisions—References to the Implementation Plan in 63.120, paragraphs (d)(2) and (d)(3)(i) shall be replaced with the Notification of Compliance Status report.</u>	<u>Y</u>	
<u>63.646(j)</u>	<u>Storage Vessel Provisions—References to the Notification of Compliance Status Report in 63.152(b) shall be replaced with 63.654(f).</u>	<u>Y</u>	
<u>63.646(k)</u>	<u>Storage Vessel Provisions—References to the Periodic Reports in 63.152(c) shall be replaced with 63.654(g).</u>	<u>Y</u>	
<u>63.646(l)</u>	<u>Storage Vessel Provisions--State or local permitting agency notification requirements</u>	<u>Y</u>	
<u>63.654</u>	<u>Reporting and Recordkeeping Requirements</u>	<u>Y</u>	
<u>63.654(f)</u>	<u>Reporting and Recordkeeping Requirements--Notice of compliance status report requirements</u>	<u>Y</u>	
<u>63.654(f)(1)(i)</u> <u>(A)</u>	<u>Reporting and Recordkeeping Requirements--Notice of compliance status report requirements--Reporting--storage vessels</u>	<u>Y</u>	
<u>63.654(f)(1)(i)</u> <u>(A)(1)</u>	<u>Reporting and Recordkeeping Requirements--Notice of compliance status report requirements--Reporting--storage vessels</u>	<u>Y</u>	
<u>63.654(g)(1)</u>	<u>Periodic Reporting and Recordkeeping Requirements--storage vessels</u>	<u>Y</u>	
<u>63.654(g)(5)</u>	<u>Reporting and Recordkeeping Requirements—storage vessels with closed vent systems and control devices</u>	<u>Y</u>	
<u>63.654(g)(5)(i)</u>	<u>Reporting and Recordkeeping Requirements—storage vessels with closed vent systems and control devices</u>	<u>Y</u>	
<u>63.654(g)(5)(i)</u> <u>(A)</u>	<u>Reporting and Recordkeeping Requirements—storage vessels with closed vent systems and control devices</u>	<u>Y</u>	
<u>63.654(g)(5)(i)</u> <u>(B)</u>	<u>Reporting and Recordkeeping Requirements—storage vessels with closed vent systems and control devices</u>	<u>Y</u>	
<u>63.654(g)(5)(ii)</u> <u>1</u>	<u>Reporting and Recordkeeping Requirements—storage vessels with closed vent systems and control devices</u>	<u>Y</u>	
<u>63.654(h)(2)</u>	<u>Reporting and Recordkeeping Requirements--Other reports--Storage vessel notification of inspections.</u>	<u>Y</u>	
<u>63.654(h)(2)(i)</u>	<u>Reporting and Recordkeeping Requirements--Other reports--Storage vessel notification of inspections.</u>	<u>Y</u>	
<u>63.654(h)(2)(i)</u> <u>(A)</u>	<u>Reporting and Recordkeeping Requirements--Other reports--Storage vessel notification of inspections.</u>	<u>Y</u>	
<u>63.654(h)(2)(i)</u> <u>(C)</u>	<u>Reporting and Recordkeeping Requirements--Other reports--Storage vessel notification of inspections.</u>	<u>Y</u>	
<u>63.654(h)(6)</u>	<u>Reporting and Recordkeeping Requirements--Other reports--Determination of Applicability</u>	<u>Y</u>	
<u>63.654(h)(6)(ii)</u> <u>1</u>	<u>Reporting and Recordkeeping Requirements--Other reports--Determination of Applicability</u>	<u>Y</u>	

Table IV – ~~BD Cluster 01bF-403~~
Source-specific Applicable Requirements
~~S529 – Tank A-529, S530 – Tank A-530, S1418 – Tank A-750 Abated by A-1418 Packed Bed Scrubber~~
and SRU Incinerators (A-1525)
MACT Group 1

Applicable Requirement	Regulation Title or Description of Requirement	Federally Enforceable (Y/N)	Future Effective Date
63.654(i)(1)	Reporting and Recordkeeping Requirements--Recordkeeping for storage vessels	Y	
63.654(i)(1)(i)	Reporting and Recordkeeping Requirements--Recordkeeping for storage vessels	Y	
63.654(i)(1)(iv)	Reporting and Recordkeeping Requirements--Recordkeeping for Group 2 storage vessels	Y	
63.654(i)(2)	Reporting and Recordkeeping Requirements—Performance test records	Y	
63.654(i)(4)	Reporting and Recordkeeping Requirements—Record retention	Y	
63.642(e)	General recordkeeping requirements: Time period for keeping records, unless specified otherwise.	63.642(e) & 63.654(i)(4) keep all other records 5 years, retrievable within 24 hr	Y
	General recordkeeping requirements: Keep all reports and notification for the specified period of time.	63.642(e) & 63.654(i)(4) required	Y
63.654(i)	Applicability records: Time period for keeping records of applicability determination, unless specified otherwise.	63.654(i)(1) 63.123(a) Keep record readily accessible for the service life of the tank	Y
	Applicability records: Records of dimensions & capacity required for nonexempt tanks?	63.654(i)(1) 63.646(a)&63.119(a)(3) 63.123(a) Required Keep record readily accessible for service life of the tank *	Y
	Applicability records: Additional recordkeeping requirements for certain tanks.	63.654(i)(1)(iv) determination of HAP content Keep record readily accessible for service life of the tank	Y
BAAQMD Condition # 8548	(Only apply to S529 and S530)		
Part 1	Requirement for abatement by A-12 (basis: Reg. 1-301, toxics)	Y	
Part 2	Fugitive component inspection and maintenance (basis: cumulative increase, offsets, Regulation 8-18, Regulation 8-25, Regulation 8-28)	Y	
Part 3	Pressure relief valve requirement (basis: BACT, cumulative increase, offsets)	Y	
BAAQMD Condition # 10696			

Table IV – ~~BD Cluster 01bF-403~~
Source-specific Applicable Requirements
~~S529 – Tank A-529, S530 – Tank A-530, S1418 – Tank A-750 Abated by A-1418 Packed Bed Scrubber~~
and SRU Incinerators (A-1525)
MACT Group 1

Applicable Requirement	Regulation Title or Description of Requirement	Federally Enforceable (Y/N)	Future Effective Date
Part 1	Requirement for abatement by A-12 (basis: Reg. 1-301, toxics)	Y	
Part 2	Fugitive component inspection and maintenance (basis: cumulative increase, offsets, Regulation 8-18, Regulation 8-25, Regulation 8-28)	Y	
Part 3	Pressure relief valve requirement (basis: BACT, cumulative increase, offsets)	Y	
Part 4	Fugitive component count and emission offsetting requirements (basis: cumulative increase, BACT)	Y	
BAAQMD Condition # 19528			
Part 1	Throughput limit (basis: Regulation 2-1-234.3, Regulation 2-1-403 Regulation 2-6-503)	Y	

Table IV – ~~BE Cluster 01b(F-101B)~~
Source-specific Applicable Requirements
S651 – Tank A-651

Applicable Requirement	Regulation Title or Description of Requirement	Federally Enforceable (Y/N)	Future Effective Date
BAAQMD Regulation Reg 8 Rule 5	<u>Organic Compounds - Storage of Organic Liquids (10/18/2006) Exempt</u>	Y	
<u>8-5-117</u>	<u>Limited Exemption, Low Vapor Pressure</u>	<u>N</u>	
<u>SIP Regulation 8 Rule 5</u>	<u>Organic Compounds - Storage of Organic Liquids (06/05/2003) Exempt</u>	-	
<u>8-5-117</u>	<u>Exemption, Low Vapor Pressure</u>	<u>Y</u>	
<u>10-17</u>	<u>Subpart Kb – Standards of Performance for Storage Vessels for Petroleum Liquids for which Construction, Reconstruction, or Modification Commence After May 18, 1978, and Prior to July 23, 1984</u>	<u>Y</u>	
<i>Refinery MACT40 CFR 63 Subpart CC</i>	<u>NESHAP for Source Categories - Petroleum Refineries (MACT) (06/03/2003)</u> <u>REQUIREMENTS FOR Group 2 Tanks - RECORDKEEPING ONLY</u>	Y	
<u>63.640(c)(2)</u>	<u>Applicability and Designation of Storage Vessels</u>	<u>Y</u>	
<u>63.641</u>	<u>Definitions:</u>	<u>Y</u>	
<u>63.646</u>	<u>Storage Vessel Provisions</u>	<u>Y</u>	

**Table IV – ~~BE Cluster 01b(F-101B)~~
Source-specific Applicable Requirements
S651 – Tank A-651**

Applicable Requirement	Regulation Title or Description of Requirement	Federally Enforceable (Y/N)	Future Effective Date
63.646(b)(1)	Storage Vessel Provisions--Determine stored liquid % OHAP for group determination	Y	
63.646(b)(2)	Storage Vessel Provisions--Determine stored liquid % OHAP-method 18 to resolve disputes	Y	
63.654(h)(6)	Reporting and Recordkeeping Requirements--Other reports--Determination of Applicability	Y	
63.654(h)(6)(ii)	Reporting and Recordkeeping Requirements--Other reports--Determination of Applicability	Y	
63.654(i)(1)	Reporting and Recordkeeping Requirements--Recordkeeping for storage vessels	Y	
63.654(i)(1)(i)	Reporting and Recordkeeping Requirements--Recordkeeping for storage vessels	Y	
63.654(i)(1)(iv)	Reporting and Recordkeeping Requirements--Recordkeeping for Group 2 storage vessels	Y	
63.642(e)	General recordkeeping requirements: Time period for keeping records, unless specified otherwise.	63.642(e) & 63.654(i)(4) keep all other records 5 years, retrievable within 24 hr	Y
	General recordkeeping requirements: Keep all reports and notification for the specified period of time.	63.642(e) & 63.654(i)(4) required	Y
63.654(i)	Applicability records: Time period for keeping records of applicability determination, unless specified otherwise.	63.654(i)(1) 63.123(a) Keep record readily accessible for the service life of the tank	Y
	Applicability records: Records of dimensions & capacity required for nonexempt tanks?	63.654(i)(1) 63.646(a)&63.119(a)(3) 63.123(a) Required Keep record readily accessible for service life of the tank *	Y
	Applicability records: Additional recordkeeping requirements for certain tanks.	63.654(i)(1)(iv) determination of HAP content Keep record readily accessible for service life of the tank	Y
BAAQMD Condition # 13725	Permit Conditions		
Part 1	Requirement to comply with provisions of Reg. 8-5 applicable to external floating roof tanks storing organic liquids with a true vapor pressure greater than 0.5 psia. (basis: Reg 2-1-403)	Y	

**Table IV – ~~BE Cluster 01b(F-101B)~~
Source-specific Applicable Requirements
S651 – Tank A-651**

Applicable Requirement	Regulation Title or Description of Requirement	Federally Enforceable (Y/N)	Future Effective Date
BAAQMD Condition # 19528			
Part 1	Throughput limit (basis: Regulation 2-1-234.3, Regulation 2-1-403 Regulation 2-6-503)	Y	

**Table IV – ~~BF Cluster 01bF-101B~~
Source-specific Applicable Requirements**

~~S2 – Tank A-002, S3 –Tank A-003, S9 – Tank A-009, S10 – Tank A-010, S11 – Tank A-011, S15 – Tank A-015, S36 – Tank A-036, S45 – Tank A-045, S70 – Tank A-070, S71 – Tank A-071, S209 – Tank A-209, S220 – Tank A-220, S221 – Tank A-221, S222 – Tank A-222, S226 – Tank A-226, S228 – Tank A-228, S229 – Tank A-229, S230 – Tank A-230, S232 – Tank A-232, S233 – Tank A-233, S234 – Tank A-234, S235 – Tank A-235, S236 – Tank A-236, S237 – Tank A-237, S238 – Tank A-238, S242 – Tank A-242, S243 – Tank A-243, S244 – Tank A-244, S245 – Tank A-245, S246 – Tank A-246, S247 – Tank A-247, S269 – Tank A-269, S271 – Tank A-271, S273 – Tank A-273, S325 – Tank A-325, S368 – Tank A-368, S369 – Tank A-369, S374 – Tank A-374, S378 – Tank A-378, S406 – Tank A-406, S429 – Tank A-429, S453 – Tank A-453, S489 – Tank A-489, S494 – Tank A-494, S495 – Tank A-495, S496 – Tank A-496, S503 – Tank A-503, S517 – Tank A-517, S574 – Tank A-574, S585 – Tank A-585, S586 – Tank A-586, S587 – Tank A-587, S588 – Tank A-588, S602 – Tank A-602, S604 – Tank A-604, S613 – Tank A-613, S620 – Tank A-620, S621 – Tank A-621, S629 – Tank A-629, S654 – Tank A-654, S672 – Tank A-672, S700 – Tank A-700, S771 – Tank A-713, S1024 – Tank A-717, S45 (B2759) – Tank B-045, S46 (B2759) – Tank B-046~~

**Low Vapor Pressure
MACT Group 2 Recordkeeping Only**

Applicable Requirement	Regulation Title or Description of Requirement	Federally Enforceable (Y/N)	Future Effective Date
BAAQMD Reg Regulation 8 Rule 5	Organic Compounds - Storage of Organic Liquids (10/18/2006) Exempt	Y	
8-5-117	Limited Exemption, Low Vapor Pressure	N	
SIP Regulation 8 Rule 5	Organic Compounds - Storage of Organic Liquids (06/05/2003) Exempt		

Table IV – ~~BF Cluster 01bF-101B~~

Source-specific Applicable Requirements

~~S2 – Tank A-002, S3 – Tank A-003, S9 – Tank A-009, S10 – Tank A-010, S11 – Tank A-011, S15 – Tank A-015, S36 – Tank A-036, S45 – Tank A-045, S70 – Tank A-070, S71 – Tank A-071, S209 – Tank A-209, S220 – Tank A-220, S221 – Tank A-221, S222 – Tank A-222, S226 – Tank A-226, S228 – Tank A-228, S229 – Tank A-229, S230 – Tank A-230, S232 – Tank A-232, S233 – Tank A-233, S234 – Tank A-234, S235 – Tank A-235, S236 – Tank A-236, S237 – Tank A-237, S238 – Tank A-238, S242 – Tank A-242, S243 – Tank A-243, S244 – Tank A-244, S245 – Tank A-245, S246 – Tank A-246, S247 – Tank A-247, S269 – Tank A-269, S271 – Tank A-271, S273 – Tank A-273, S325 – Tank A-325, S368 – Tank A-368, S369 – Tank A-369, S374 – Tank A-374, S378 – Tank A-378, S406 – Tank A-406, S429 – Tank A-429, S453 – Tank A-453, S489 – Tank A-489, S494 – Tank A-494, S495 – Tank A-495, S496 – Tank A-496, S503 – Tank A-503, S517 – Tank A-517, S574 – Tank A-574, S585 – Tank A-585, S586 – Tank A-586, S587 – Tank A-587, S588 – Tank A-588, S602 – Tank A-602, S604 – Tank A-604, S613 – Tank A-613, S620 – Tank A-620, S621 – Tank A-621, S629 – Tank A-629, S654 – Tank A-654, S672 – Tank A-672, S700 – Tank A-700, S771 – Tank A-713, S1024 – Tank A-717, S45 (B2759) – Tank B-045, S46 (B2759) – Tank B-046~~

Low Vapor Pressure

MACT Group 2 Recordkeeping Only

Applicable Requirement	Regulation Title or Description of Requirement	Federally Enforceable (Y/N)	Future Effective Date
8-5-117	Exemption, Low Vapor Pressure	Y	
Refinery MACT40 CFR 63 Subpart CC	NESHAP for <u>Source Categories - Petroleum Refineries (MACT) (06/03/2003)</u> <u>REQUIREMENTS FOR GROUP 2 Tanks (Recordkeeping only)</u> <u>RECORDKEEPING ONLY</u>	Y	
63.640(c)(2)	Applicability and Designation of Storage Vessels	Y	
63.641	Definitions:	Y	
63.646	Storage Vessel Provisions	Y	
63.646(b)(1)	Storage Vessel Provisions--Determine stored liquid % OHAP for group determination	Y	
63.646(b)(2)	Storage Vessel Provisions--Determine stored liquid % OHAP-method 18 to resolve disputes	Y	
63.654(h)(6)	Reporting and Recordkeeping Requirements--Other reports--Determination of Applicability	Y	
63.654(h)(6)(ii)	Reporting and Recordkeeping Requirements--Other reports--Determination of Applicability	Y	
63.654(i)(1)	Reporting and Recordkeeping Requirements--Recordkeeping for storage vessels	Y	
63.654(i)(1)(i)	Reporting and Recordkeeping Requirements--Recordkeeping for storage vessels	Y	
63.654(i)(1)(i v)	Reporting and Recordkeeping Requirements--Recordkeeping for Group 2 storage vessels	Y	

Table IV – ~~BF Cluster 01bF-101B~~

Source-specific Applicable Requirements

~~S2 – Tank A-002, S3 – Tank A-003, S9 – Tank A-009, S10 – Tank A-010, S11 – Tank A-011, S15 – Tank A-015, S36 – Tank A-036, S45 – Tank A-045, S70 – Tank A-070, S71 – Tank A-071, S209 – Tank A-209, S220 – Tank A-220, S221 – Tank A-221, S222 – Tank A-222, S226 – Tank A-226, S228 – Tank A-228, S229 – Tank A-229, S230 – Tank A-230, S232 – Tank A-232, S233 – Tank A-233, S234 – Tank A-234, S235 – Tank A-235, S236 – Tank A-236, S237 – Tank A-237, S238 – Tank A-238, S242 – Tank A-242, S243 – Tank A-243, S244 – Tank A-244, S245 – Tank A-245, S246 – Tank A-246, S247 – Tank A-247, S269 – Tank A-269, S271 – Tank A-271, S273 – Tank A-273, S325 – Tank A-325, S368 – Tank A-368, S369 – Tank A-369, S374 – Tank A-374, S378 – Tank A-378, S406 – Tank A-406, S429 – Tank A-429, S453 – Tank A-453, S489 – Tank A-489, S494 – Tank A-494, S495 – Tank A-495, S496 – Tank A-496, S503 – Tank A-503, S517 – Tank A-517, S574 – Tank A-574, S585 – Tank A-585, S586 – Tank A-586, S587 – Tank A-587, S588 – Tank A-588, S602 – Tank A-602, S604 – Tank A-604, S613 – Tank A-613, S620 – Tank A-620, S621 – Tank A-621, S629 – Tank A-629, S654 – Tank A-654, S672 – Tank A-672, S700 – Tank A-700, S771 – Tank A-713, S1024 – Tank A-717, S45 (B2759) – Tank B-045, S46 (B2759) – Tank B-046~~

Low Vapor Pressure

MACT Group 2 Recordkeeping Only

Applicable Requirement	Regulation Title or Description of Requirement	Federally Enforceable (Y/N)	Future Effective Date
63.642(e)	General recordkeeping requirements: Time period for keeping records, unless specified otherwise.	63.642(e) & 63.654(i)(4) keep all other records 5 years, retrievable within 24 hr	Y
	General recordkeeping requirements: Keep all reports and notification for the specified period of time.	63.642(e) & 63.654(i)(4) required	Y
63.654(i)	Applicability records: Time period for keeping records of applicability determination, unless specified otherwise.	63.654(i)(1) 63.123(a) Keep record readily accessible for the service life of the tank	Y
	Applicability records: Records of dimensions & capacity required for nonexempt tanks?	63.654(i)(1) 63.646(a)&63.119(a)(3) 63.123(a) Required Keep record readily accessible for service life of the tank *	Y
	Applicability records: Additional recordkeeping requirements for certain tanks.	63.654(i)(1)(iv) determination of HAP content Keep record readily accessible for service life of the tank	Y
BAAQMD Condition # 21849	S613 Tank A-613 ONLY Startup conditions		

Table IV – ~~BF Cluster 01bF-101B~~

Source-specific Applicable Requirements

~~S2 – Tank A-002, S3 – Tank A-003, S9 – Tank A-009, S10 – Tank A-010, S11 – Tank A-011, S15 – Tank A-015, S36 – Tank A-036, S45 – Tank A-045, S70 – Tank A-070, S71 – Tank A-071, S209 – Tank A-209, S220 – Tank A-220, S221 – Tank A-221, S222 – Tank A-222, S226 – Tank A-226, S228 – Tank A-228, S229 – Tank A-229, S230 – Tank A-230, S232 – Tank A-232, S233 – Tank A-233, S234 – Tank A-234, S235 – Tank A-235, S236 – Tank A-236, S237 – Tank A-237, S238 – Tank A-238, S242 – Tank A-242, S243 – Tank A-243, S244 – Tank A-244, S245 – Tank A-245, S246 – Tank A-246, S247 – Tank A-247, S269 – Tank A-269, S271 – Tank A-271, S273 – Tank A-273, S325 – Tank A-325, S368 – Tank A-368, S369 – Tank A-369, S374 – Tank A-374, S378 – Tank A-378, S406 – Tank A-406, S429 – Tank A-429, S453 – Tank A-453, S489 – Tank A-489, S494 – Tank A-494, S495 – Tank A-495, S496 – Tank A-496, S503 – Tank A-503, S517 – Tank A-517, S574 – Tank A-574, S585 – Tank A-585, S586 – Tank A-586, S587 – Tank A-587, S588 – Tank A-588, S602 – Tank A-602, S604 – Tank A-604, S613 – Tank A-613, S620 – Tank A-620, S621 – Tank A-621, S629 – Tank A-629, S654 – Tank A-654, S672 – Tank A-672, S700 – Tank A-700, S771 – Tank A-713, S1024 – Tank A-717, S45 (B2759) – Tank B-045, S46 (B2759) – Tank B-046~~

Low Vapor Pressure

MACT Group 2 Recordkeeping Only

Applicable Requirement	Regulation Title or Description of Requirement	Federally Enforceable (Y/N)	Future Effective Date
<i>Part 1</i>	Final fugitive count (basis: cumulative increase, offsets, toxics risk screen)	Y	
<i>Part 2</i>	Correct offsets if necessary (basis: offsets)	Y	
<i>Part 3</i>	Light hydrocarbon valves shall be BACT compliant, POC's shall not exceed 100 ppm (basis: BACT, Reg 8-18, toxics risk screen)	Y	
<i>Part 4</i>	Light hydrocarbon flanges and connectors shall be BACT compliant, POC's shall not exceed 100 ppm (basis: BACT, Reg 8-18, toxics risk screen)	Y	
<i>Part 5</i>	Light hydrocarbon pump seals shall be BACT compliant, POC's shall not exceed 500 ppm (basis: BACT, Reg 8-18, toxics risk screen)	Y	
<i>Part 6</i>	Light hydrocarbon pressure relief valves shall vent back to the refinery fuel gas system or abatement with POC capture and destruction of 98% by weight (basis: BACT, Reg 8-28, toxics risk screen)	Y	
<i>Part 7</i>	Integrate all new fugitives in organic service into the facility fugitive equipment monitoring and repair program (basis: BACT, Reg 8-18)	Y	

Table IV – ~~BF Cluster 01bF-101A~~
Source-specific Applicable Requirements

~~S2 Tank A-002, S3 Tank A-003, S9 Tank A-009, S10 Tank A-010, S11 Tank A-011, S15 Tank A-015, S36 Tank A-036, S45 Tank A-045, S70 Tank A-070, S71 Tank A-071, S209 Tank A-209, S220 Tank A-220, S221 Tank A-221, S222 Tank A-222, S226 Tank A-226, S228 Tank A-228, S229 Tank A-229, S230 Tank A-230, S232 Tank A-232, S233 Tank A-233, S234 Tank A-234, S235 Tank A-235, S236 Tank A-236, S237 Tank A-237, S238 Tank A-238, S242 Tank A-242, S243 Tank A-243, S244 Tank A-244, S245 Tank A-245, S246 Tank A-246, S247 Tank A-247, S269 Tank A-269, S271 Tank A-271, S273 Tank A-273, S325 Tank A-325, S368 Tank A-368, S369 Tank A-369, S374 Tank A-374, S378 Tank A-378, S406 Tank A-406, S429 Tank A-429, S453 Tank A-453, S489 Tank A-489, S494 Tank A-494, S495 Tank A-495, S496 Tank A-496, S503 Tank A-503, S517 Tank A-517, S574 Tank A-574, S585 Tank A-585, S586 Tank A-586, S587 Tank A-587, S588 Tank A-588, S602 Tank A-602, S604 Tank A-604, S613 Tank A-613, S620 Tank A-620, S621 Tank A-621, S629 Tank A-629, S654 Tank A-654, S672 Tank A-672, S700 Tank A-700, S771 Tank A-713, S1024 Tank A-717, S45 (B2759) Tank B-045, S46 (B2759) Tank B-046~~

MACT Exempt (Size)

Applicable Requirement	Regulation Title or Description of Requirement	Federally Enforceable (Y/N)	Future Effective Date
BAAQMD Regulation 8 Rule 5	<u>Organic Compounds - Storage of Organic Liquids (10/18/2006) Exempt</u>	Y	
8-5-117	<u>Limited Exemption, Low Vapor Pressure</u>	N	
SIP Regulation 8 Rule 5	<u>Organic Compounds - Storage of Organic Liquids (06/05/2003) Exempt</u>		
8-5-117	<u>Exemption, Low Vapor Pressure</u>	Y	
Refinery MACT	NESHAP for Petroleum Refineries REQUIREMENTS FOR RECORDKEEPING ONLY	Y	
63.642(e)	General recordkeeping requirements: Time period for keeping records, unless specified otherwise.	63.642(e) & 63.654(i)(4) keep all other records 5 years, retrievable within 24 hr	Y
	General recordkeeping requirements: Keep all reports and notification for the specified period of time.	63.642(e) & 63.654(i)(4) required	Y
63.654(i)	Applicability records: Time period for keeping records of applicability determination, unless specified otherwise.	63.654(i)(1) 63.123(a) Keep record readily accessible for the service life of the tank	Y

Table IV – ~~BF Cluster 01bF-101A~~
Source-specific Applicable Requirements

~~S2 Tank A-002, S3 Tank A-003, S9 Tank A-009, S10 Tank A-010, S11 Tank A-011, S15 Tank A-015, S36 Tank A-036, S45 Tank A-045, S70 Tank A-070, S71 Tank A-071, S209 Tank A-209, S220 Tank A-220, S221 Tank A-221, S222 Tank A-222, S226 Tank A-226, S228 Tank A-228, S229 Tank A-229, S230 Tank A-230, S232 Tank A-232, S233 Tank A-233, S234 Tank A-234, S235 Tank A-235, S236 Tank A-236, S237 Tank A-237, S238 Tank A-238, S242 Tank A-242, S243 Tank A-243, S244 Tank A-244, S245 Tank A-245, S246 Tank A-246, S247 Tank A-247, S269 Tank A-269, S271 Tank A-271, S273 Tank A-273, S325 Tank A-325, S368 Tank A-368, S369 Tank A-369, S374 Tank A-374, S378 Tank A-378, S406 Tank A-406, S429 Tank A-429, S453 Tank A-453, S489 Tank A-489, S494 Tank A-494, S495 Tank A-495, S496 Tank A-496, S503 Tank A-503, S517 Tank A-517, S574 Tank A-574, S585 Tank A-585, S586 Tank A-586, S587 Tank A-587, S588 Tank A-588, S602 Tank A-602, S604 Tank A-604, S613 Tank A-613, S620 Tank A-620, S621 Tank A-621, S629 Tank A-629, S654 Tank A-654, S672 Tank A-672, S700 Tank A-700, S771 Tank A-713, S1024 Tank A-717, S45 (B2759) Tank B-045, S46 (B2759) Tank B-046~~

MACT Exempt (Size)

Applicable Requirement	Regulation Title or Description of Requirement	Federally Enforceable (Y/N)	Future Effective Date
	<p>Applicability records: Records of dimensions & capacity required for nonexempt tanks?</p>	<p>63.654(i)(1) 63.646(a)&63.119(a)(3) 63.123(a) Required Keep record readily accessible for service life of the tank *</p>	Y
	<p>Applicability records: Additional recordkeeping requirements for certain tanks:</p>	<p>63.654(i)(1)(iv) determination of HAP content Keep record readily accessible for service life of the tank</p>	Y
BAAQMD Condition # <i>21849</i>	S613 Tank A-613 ONLY Startup conditions		
<i>Part 1</i>	Final fugitive count (basis: cumulative increase, offsets, toxics risk screen)	Y	
<i>Part 2</i>	Correct offsets if necessary (basis: offsets)	Y	
<i>Part 3</i>	Light hydrocarbon valves shall be BACT compliant, POC's shall not exceed 100 ppm (basis: BACT, Reg 8-18, toxics risk screen)	Y	
<i>Part 4</i>	Light hydrocarbon flanges and connectors shall be BACT compliant, POC's shall not exceed 100 ppm (basis: BACT, Reg 8-18, toxics risk screen)	Y	
<i>Part 5</i>	Light hydrocarbon pump seals shall be BACT compliant, POC's shall not exceed 500 ppm (basis: BACT, Reg 8-18, toxics risk screen)	Y	
<i>Part 6</i>	Light hydrocarbon pressure relief valves shall vent back to the refinery fuel gas system or abatement with POC capture and destruction of 98% by weight (basis: BACT, Reg 8-28, toxics risk screen)	Y	

**Table IV – ~~BF Cluster 01bF-101A~~
Source-specific Applicable Requirements**

~~S2 Tank A-002, S3 Tank A-003, S9 Tank A-009, S10 Tank A-010, S11 Tank A-011, S15 Tank A-015, S36 Tank A-036, S45 Tank A-045, S70 Tank A-070, S71 Tank A-071, S209 Tank A-209, S220 Tank A-220, S221 Tank A-221, S222 Tank A-222, S226 Tank A-226, S228 Tank A-228, S229 Tank A-229, S230 Tank A-230, S232 Tank A-232, S233 Tank A-233, S234 Tank A-234, S235 Tank A-235, S236 Tank A-236, S237 Tank A-237, S238 Tank A-238, S242 Tank A-242, S243 Tank A-243, S244 Tank A-244, S245 Tank A-245, S246 Tank A-246, S247 Tank A-247, S269 Tank A-269, S271 Tank A-271, S273 Tank A-273, S325 Tank A-325, S368 Tank A-368, S369 Tank A-369, S374 Tank A-374, S378 Tank A-378, S406 Tank A-406, S429 Tank A-429, S453 Tank A-453, S489 Tank A-489, S494 Tank A-494, S495 Tank A-495, S496 Tank A-496, S503 Tank A-503, S517 Tank A-517, S574 Tank A-574, S585 Tank A-585, S586 Tank A-586, S587 Tank A-587, S588 Tank A-588, S602 Tank A-602, S604 Tank A-604, S613 Tank A-613, S620 Tank A-620, S621 Tank A-621, S629 Tank A-629, S654 Tank A-654, S672 Tank A-672, S700 Tank A-700, S771 Tank A-713, S1024 Tank A-717, S45 (B2759) Tank B-045, S46 (B2759) Tank B-046~~
MACT Exempt (Size)

Applicable Requirement	Regulation Title or Description of Requirement	Federally Enforceable (Y/N)	Future Effective Date
<i>Part 7</i>	Integrate all new fugitives in organic service into the facility fugitive equipment monitoring and repair program (basis: BACT, Reg 8-18)	Y	

**Table IV – See Table G-XX for S700 (wastewater source) BF Cluster 01b-1F37
Source-specific Applicable Requirements
S700 – Tank A-700**

Applicable Requirement	Regulation Title or Description of Requirement	Federally Enforceable (Y/N)	Future Effective Date
BAAQMD Regulation 8, Rule 8	Organic Compounds – OIL WATER SEPARATORS (6/15/94)		
8-8-305	Oil Water Separator And/Or Air Flotation Unit Slop Oil Vessels	Y	
8-8-305.2	An organic compound vapor recovery system with combined collection and destruction efficiency of at least 70% by weight.	Y	
NSPS Part 60 Subpart QQQ	Standards of Performance for VOC Emission From Petroleum Refinery Wastewater Systems (7/18/95);		
60.690(a)(1)	Applicability	Y	
60.691	Definitions	Y	

**Table IV -- See Table G-XX for S700 (wastewater source) BF Cluster 01b-1F37
Source-specific Applicable Requirements
S700--Tank A-700**

Applicable Requirement	Regulation Title or Description of Requirement	Federally Enforceable (Y/N)	Future Effective Date
60.692-1(a)	Standards: General	Y	
60.692-1(b)	Standards: General	Y	
60.692-3	Standards: Oil-water Separators	Y	
60.692-3(a)	Each oil-water separator tank, slop oil tank, storage vessel, or other auxiliary equipment shall be equipped and operated with a fixed roof.	Y	
60.692-3(a)(1)	The fixed roof shall completely cover the separator tank, slop oil tank, storage vessel, or other auxiliary equipment with no separation between the roof and wall.	Y	
60.692-3(a)(2)	The vapor space under a fixed roof shall not be purged unless the vapor is directed to a control device.	Y	
60.692-3(a)(3)	Openings shall be gasketed, latched, and closed at all times during operation except during inspection and maintenance.	Y	
60.692-3(a)(4)	Roof seals, access doors, and other openings shall be checked by visual inspection initially and semiannually thereafter to ensure no cracks or gaps.	Y	
60.692-3(a)(5)	Repairs shall be made as soon as practicable, but not later than 15 calendar days after identified, except as provided in 60.692-6.	Y	
60.692-3(d)	Storage vessels, including slop oil tanks subject to 60.112, 60.112a, and 60.112b and associated requirements, part 60 subparts K, Ka, or Kb are not subject to the requirements of this section.	Y	
60.692-3(e)	Slop oil from an oil-water separator tank and oily wastewater from slop oil handling equipment shall be collected, stored, transported, recycled, reused, or disposed of in an enclosed system. Equipment shall be equipped with a fixed roof meeting 60.692-3(a).	Y	
60.692-3(f)	Each oil-water separator tank, slop oil tank, storage vessel, or other auxiliary equipment that complies with 60.692-3(a) and not 60.692-3(b) may be equipped with a pressure control valve as necessary for proper system operation.	Y	
60.692-6	Delay of Repair Standards	Y	
60.692-6(a)	Delay of Repair Standards	Y	
60.692-6(b)	Delay of Repair Standards	Y	
60.697	Recordkeeping	Y	
60.697(a)	Recordkeeping: general	Y	
60.697(e)	Recordkeeping for 60.692-3	Y	
60.697(e)(1)	Recordkeeping: repairs and corrections	Y	
60.697(e)(2)	Recordkeeping: reason for delay	Y	
60.697(e)(3)	Recordkeeping: signature of decision maker	Y	
60.697(e)(4)	Recordkeeping: date of successful repair or corrective action	Y	

**Table IV -- See Table G-XX for S700 (wastewater source) ~~BF Cluster 01b-1F37~~
Source-specific Applicable Requirements
S700--Tank A-700**

Applicable Requirement	Regulation Title or Description of Requirement	Federally Enforceable (Y/N)	Future Effective Date
60.697(f)(1)	Recordkeeping: design specifications retained for life of source and accessible	Y	
60.697(f)(2)	Recordkeeping: Information to be kept.	Y	
60.698(e)	Reporting	Y	
BAAQMD Condition 21053			
Part 6	Source Test (basis: Reg-8-8-305.2)	Y	

**Table IV – ~~BG Cluster 01b(F-101B)~~
Source-specific Applicable Requirements
S57 – Tank A-057
Low Vapor Pressure
MACT Group 2 Recordkeeping Only**

Applicable Requirement	Regulation Title or Description of Requirement	Federally Enforceable (Y/N)	Future Effective Date
BAAQMD Reg Regulation 8 Rule 5	Organic Compounds - Storage of Organic Liquids (10/18/2006) Exempt	Y	
8-5-117	Limited Exemption, Low Vapor Pressure	N	
SIP Regulation 8 Rule 5	Organic Compounds - Storage of Organic Liquids (06/05/2003) Exempt		
8-5-117	Exemption, Low Vapor Pressure	Y	
<i>Refinery MACT40 CFR 63 Subpart CC</i>	NESHAPS for Source Categories - Petroleum Refineries (MACT) (06/03/2003) <i>REQUIREMENTS FOR GROUP 2 Tanks (Recordkeeping only)</i> RECORDKEEPING ONLY	Y	
63.640(c)(2)	Applicability and Designation of Storage Vessels	Y	
63.641	Definitions:	Y	
63.646	Storage Vessel Provisions	Y	
63.646(b)(1)	Storage Vessel Provisions--Determine stored liquid % OHAP for group determination	Y	
63.646(b)(2)	Storage Vessel Provisions--Determine stored liquid % OHAP-method 18 to resolve disputes	Y	

Table IV – ~~BG Cluster 01b(F-101B)~~
Source-specific Applicable Requirements
S57 – Tank A-057
Low Vapor Pressure
MACT Group 2 Recordkeeping Only

Applicable Requirement	Regulation Title or Description of Requirement	Federally Enforceable (Y/N)	Future Effective Date
63.654(h)(6)	Reporting and Recordkeeping Requirements--Other reports--Determination of Applicability	Y	
63.654(h)(6)(ii)	Reporting and Recordkeeping Requirements--Other reports--Determination of Applicability	Y	
63.654(i)(1)	Reporting and Recordkeeping Requirements--Recordkeeping for storage vessels	Y	
63.654(i)(1)(i)	Reporting and Recordkeeping Requirements--Recordkeeping for storage vessels	Y	
63.654(i)(1)(i)v)	Reporting and Recordkeeping Requirements--Recordkeeping for Group 2 storage vessels	Y	
63.642(e)	General recordkeeping requirements: Time period for keeping records, unless specified otherwise.	Y	
	63.642(e) & 63.654(i)(4) keep all other records 5 years, retrievable within 24 hr		
	General recordkeeping requirements: Keep all reports and notification for the specified period of time.	Y	
	63.642(e) & 63.654(i)(4) required		
63.654(i)	Applicability records: Time period for keeping records of applicability determination, unless specified otherwise.	Y	
	63.654(i)(1) 63.123(a) Keep record readily accessible for the service life of the tank		
	Applicability records: Records of dimensions & capacity required for nonexempt tanks?	Y	
	63.654(i)(1) 63.646(a)&63.119(a)(3) 63.123(a) Required Keep record readily accessible for service life of the tank*		
	Applicability records: Additional recordkeeping requirements for certain tanks.	Y	
	63.654(i)(1)(iv) determination of HAP content Keep record readily accessible for service life of the tank		

Table IV – ~~BH Cluster 01b – Out-Of-Service~~
Source-specific Applicable Requirements
S655 – Tank A-655, S657 – Tank A-657

Applicable Requirement	Regulation Title or Description of Requirement	Federally Enforceable (Y/N)	Future Effective Date
BAAQMD Reg 8 Rule 5	Exempt	Y	
<i>Refinery MACT</i>	NESHAP for Petroleum Refineries REQUIREMENTS FOR RECORDKEEPING ONLY	Y	
63.642(e)	General recordkeeping requirements: Time period for keeping records, unless specified otherwise.	63.642(e) & 63.654(i)(4) keep all other records 5 years, retrievable within 24 hr	Y
	General recordkeeping requirements: Keep all reports and notification for the specified period of time.	63.642(e) & 63.654(i)(4) required	Y
63.654(i)	Applicability records: Time period for keeping records of applicability determination; unless specified otherwise.	63.654(i)(1) 63.123(a) Keep record readily accessible for the service life of the tank	Y
	Applicability records: Records of dimensions & capacity required for nonexempt tanks?	63.654(i)(1) 63.646(a)&63.119(a)(3) 63.123(a) Required Keep record readily accessible for service life of the tank *	Y
	Applicability records: Additional recordkeeping requirements for certain tanks.	63.654(i)(1)(iv) determination of HAP content Keep record readily accessible for service life of the tank	Y
BAAQMD Condition # 8548	Permit Conditions		
Part 1	Requirement for abatement by A-12 (basis: Reg. 1-301, toxics)	Y	
Part 2	Fugitive component inspection and maintenance (basis: cumulative increase, offsets, Regulation 8-18, Regulation 8-25, Regulation 8-28)	Y	
Part 3	Pressure relief valve requirement (basis: BACT, cumulative increase, offsets)	Y	
BAAQMD Condition # 19528			
Part 1	Throughput limit (basis: Regulation 2-1-234.3, Regulation 2-1-403 Regulation 2-6-503)	Y	

**Table IV – ~~BI Cluster 01b – Out Of Service(F-101B)~~
Source-specific Applicable Requirements
~~S14 – Tank A-014, S27 – Tank A-027, S29 – Tank A-029,
S30 – Tank A-030, S56 – Tank A-056, S131 – Tank A-131, S212 – Tank A-212,
S434 – Tank A-434, S452 – Tank A-452, S493 – Tank A-493, S504 – Tank A-504,
S662 – Tank A-662, S663 – Tank A-663, S741 – Tank,~~
Low Vapor Pressure
MACT Group 2 Recordkeeping Only**

Applicable Requirement	Regulation Title or Description of Requirement	Federally Enforceable (Y/N)	Future Effective Date
BAAQMD Regulation 8 Rule 5	<u>Organic Compounds - Storage of Organic Liquids (10/18/2006) Exempt</u>	Y	
8-5-117	<u>Limited Exemption, Low Vapor Pressure</u>	N	
<u>SIP Regulation 8 Rule 5</u>	<u>Organic Compounds - Storage of Organic Liquids (06/05/2003) Exempt</u>		
8-5-117	<u>Exemption, Low Vapor Pressure</u>	Y	
<i>Refinery MACT40 CFR 63 Subpart CC</i>	<u>NESHAPS for Source Categories - Petroleum Refineries (MACT) (06/03/2003) REQUIREMENTS FOR GROUP 2 Tanks (Recordkeeping only) RECORDKEEPING ONLY</u>	Y	
<u>63.640(c)(2)</u>	<u>Applicability and Designation of Storage Vessels</u>	Y	
<u>63.641</u>	<u>Definitions:</u>	Y	
<u>63.646</u>	<u>Storage Vessel Provisions</u>	Y	
<u>63.646(b)(1)</u>	<u>Storage Vessel Provisions--Determine stored liquid % OHAP for group determination</u>	Y	
<u>63.646(b)(2)</u>	<u>Storage Vessel Provisions--Determine stored liquid % OHAP-method 18 to resolve disputes</u>	Y	
<u>63.654(h)(6)</u>	<u>Reporting and Recordkeeping Requirements--Other reports--Determination of Applicability</u>	Y	
<u>63.654(h)(6)(ii)</u>	<u>Reporting and Recordkeeping Requirements--Other reports--Determination of Applicability</u>	Y	
<u>63.654(i)(1)</u>	<u>Reporting and Recordkeeping Requirements--Recordkeeping for storage vessels</u>	Y	
<u>63.654(i)(1)(i)</u>	<u>Reporting and Recordkeeping Requirements--Recordkeeping for storage vessels</u>	Y	
<u>63.654(i)(1)(i v)</u>	<u>Reporting and Recordkeeping Requirements--Recordkeeping for Group 2 storage vessels</u>	Y	
<u>63.642(e)</u>	General recordkeeping requirements: Time period for keeping records, unless specified otherwise.	Y	
	63.642(e) & 63.654(i)(4) keep all other records 5 years, retrievable within 24 hr		
	General recordkeeping requirements: Keep all reports and notification for the specified period of time.	Y	
	63.642(e) & 63.654(i)(4) required		

Table IV – ~~BI Cluster 01b – Out-Of-Service(F-101B)~~
Source-specific Applicable Requirements
~~S14 – Tank A-014, S27 – Tank A-027, S29 – Tank A-029,~~
~~S30 – Tank A-030, S56 – Tank A-056, S131 – Tank A-131, S212 – Tank A-212,~~
~~S434 – Tank A-434, S452 – Tank A-452, S493 – Tank A-493, S504 – Tank A-504,~~
~~S662 – Tank A-662, S663 – Tank A-663, S741 – Tank,~~
Low Vapor Pressure
MACT Group 2 Recordkeeping Only

Applicable Requirement	Regulation Title or Description of Requirement		Federally Enforceable (Y/N)	Future Effective Date
63.654(i)	Applicability records: Time period for keeping records of applicability determination, unless specified otherwise.	63.654(i)(1) 63.123(a) Keep record readily accessible for the service life of the tank	Y	
	Applicability records: Records of dimensions & capacity required for nonexempt tanks?	63.654(i)(1) 63.646(a)&63.119(a)(3) 63.123(a) Required Keep record readily accessible for service life of the tank *	Y	
	Applicability records: Additional recordkeeping requirements for certain tanks.	63.654(i)(1)(iv) determination of HAP content Keep record readily accessible for service life of the tank	Y	

Table IV – ~~BJ Cluster 02(F-101C)~~
Source-specific Applicable Requirements
~~S739 – Tank, S743 – Fuel Tank for Speeder, S746 – Fire Training Tank~~
Gasoline
MACT Exempt Size

Applicable Requirement	Regulation Title or Description of Requirement		Federally Enforceable (Y/N)	Future Effective Date
BAAQMD Reg 8 Rule 5	Organic Compounds - STORAGE OF ORGANIC LIQUIDS <u>Requirements for Tanks Exempt per 8-5-110.3</u> (11/27/02)			
8-5-110.3	Exemption, less than 2008 gallons, built before 1/9/1976 and submerged pipe		Y	
<i>Refinery</i> <i>MACT</i>	NESHAP for Petroleum Refineries REQUIREMENTS FOR RECORDKEEPING ONLY		Y	
63.642(e)	General recordkeeping requirements: Time period for keeping records, unless specified otherwise.	63.642(e) & 63.654(i)(4) keep all other records 5 years, retrievable within 24 hr	Y	

Table IV – BJ Cluster 02(F-101C)
Source-specific Applicable Requirements
S739 – Tank, S743 – Fuel Tank for Speeder, S746 – Fire Training Tank
Gasoline
MACT Exempt Size

Applicable Requirement	Regulation Title or Description of Requirement	Federally Enforceable (Y/N)	Future Effective Date
	General recordkeeping requirements: Keep all reports and notification for the specified period of time.	63.642(e) & 63.654(i)(4) required	Y
63.654(i)	Applicability records: Time period for keeping records of applicability determination, unless specified otherwise.	63.654(i)(1) 63.123(a) Keep record readily accessible for the service life of the tank	Y
	Applicability records: Records of dimensions & capacity required for nonexempt tanks?	63.654(i)(1) 63.646(a)&63.119(a)(3) 63.123(a) Required Keep record readily accessible for service life of the tank *	Y
	Applicability records: Additional recordkeeping requirements for certain tanks.	63.654(i)(1)(iv) determination of HAP content Keep record readily accessible for service life of the tank	Y
BAAQMD Condition # 19528			
Part 1	Throughput limit (basis: Regulation 2-1-234.3, Regulation 2-1-403 Regulation 2-6-503)	Y	

Table IV – BJa Cluster 03F-501
Source-specific Applicable Requirements
S1473 Pressurized Storage Tank ~~abated by vapor recovery~~

Applicable Requirement	Regulation Title or Description of Requirement	Federally Enforceable (Y/N)	Future Effective Date
BAAQMD Reg 8 Rule 5	Organic Compounds - STORAGE OF ORGANIC LIQUIDS (<u>10/18/200611/27/02-</u>) <u>Requirements for Pressure Tanks</u>		
<u>8-5-100</u>	<u>General</u>	Y	

Table IV – ~~BJa Cluster 03F-501~~
Source-specific Applicable Requirements
S1473 Pressurized Storage Tank ~~abated by vapor recovery~~

Applicable Requirement	Regulation Title or Description of Requirement	Federally Enforceable (Y/N)	Future Effective Date
8-5-101	Description	<u>Y</u>	
8-5-111	Limited Exemption, Tank Removal From and Return to Service	Y N	
8-5-111.1	Limited Exemption, Tank Removal From and Return to Service; Notice to the APCO	Y	
8-5-111.1.1	Limited Exemption, Tank Removal From and Return to Service; Notice to the APCO; 3 day prior notification	Y	
8-5-111.1.2	Limited Exemption, Tank Removal From and Return to Service; Notice to the APCO; Telephone notification	Y	
8-5-111.2	Limited Exemption, Tank Removal From and Return to Service; Compliance before notification	Y N	
8-5-111.4	Limited Exemption, Tank Removal From and Return to Service; Use vapor recovery during filling and emptying on tanks so equipped	<u>Y</u>	
8-5-111.5	Limited Exemption, Tank Removal From and Return to Service; Minimization of emissions	Y N	
8-5-111.6	Limited Exemption, Tank Removal From and Return to Service; Written notice of completion not required	Y N	
8-5-111.7	Limited Exemption, Tank Removal From and Return to Service; Compliance with Section 8-5-328	Y	
8-5-112	Limited Exemption, Preventative Maintenance and Inspection of Tanks in Operation	Y N	
8-5-112.1	Limited Exemption, Preventative Maintenance and Inspection of Tanks in Operation ; Notice to the APCO	Y	
8-5-112.1.1	Limited Exemption, Preventative Maintenance and Inspection of Tanks in Operation ; Notice to the APCO; 3 day prior notification	Y	
8-5-112.1.2	Limited Exemption, Preventative Maintenance and Inspection of Tanks in Operation ; Notice to the APCO; Telephone notification	Y	
8-5-112.2	Limited Exemption, Preventative Maintenance and Inspection of Tanks in Operation ; Tank in compliance at time o notification Compliance and certification before commencement of work	Y N	
8-5-112.3	Limited Exemption, Preventative Maintenance and Inspection of Tanks in Operation ; No product movement; minimization of emissions	Y	
8-5-112.4	Limited Exemption, Preventative Maintenance and Inspection of Tanks in Operation ; Exemption does not exceed 7 days	Y N	
8-5-112.5	Limited Exemption, Preventative Maintenance and Inspection of Tanks in Operation; Self report if out of compliance during exemption period	<u>N</u>	
8-5-112.6	Limited Exemption, Preventative Maintenance and Inspection of Tanks in Operation; Keep records for each exemption	<u>N</u>	

Table IV – ~~BJa Cluster 03F-501~~
Source-specific Applicable Requirements
S1473 Pressurized Storage Tank ~~abated by vapor recovery~~

Applicable Requirement	Regulation Title or Description of Requirement	Federally Enforceable (Y/N)	Future Effective Date
8-5-112.6.1	Limited Exemption, Preventative Maintenance and Inspection of Tanks in Operation; Keep records for each exemption	<u>N</u>	
8-5-112.6.2	Limited Exemption, Preventative Maintenance and Inspection of Tanks in Operation; Keep records for each exemption	<u>N</u>	
8-5-117	Limited Exemption, Low Vapor Pressure	<u>N</u>	
8-5-119	Limited Exemption, Repair Period - Optional	<u>N</u>	
8-5-119.1	Limited Exemption, Repair Period - Optional	<u>N</u>	
8-5-119.2	Limited Exemption, Repair Period - Optional	<u>N</u>	
8-5-119.3	Limited Exemption, Repair Period - Optional	<u>N</u>	
8-5-301	Storage Tank Control Requirements	Y <u>N</u>	
8-5-302	Requirements for Submerged Fill Pipes	Y	
8-5-303	Requirements for Pressure Vacuum Valve	Y	
8-5-306	Requirements for Approved Emission Control Systems	Y	
8-5-307	Requirements for Pressure Tanks and Blanketed Tanks	Y <u>N</u>	
8-5-307.1	Requirements for Fixed Roof Tanks, Pressure Tanks and Blanketed Tanks: no liquid leakage through shell	<u>N</u>	
8-5-307.2	Requirements for Fixed Roof Tanks, Pressure Tanks and Blanketed Tanks: Pressure tank working pressure	<u>N</u>	
8-5-307.3	Requirements for Fixed Roof Tanks, Pressure Tanks and Blanketed Tanks: Pressure tanks and blanketed tanks PRD requirements	<u>N</u>	
8-5-328	Tank Degassing Requirements	Y <u>N</u>	
8-5-328.1	Tank Degassing Requirements; Tanks > 75 cubic meters	<u>N</u>	
8-5-328.2	Tank Degassing Requirements; Ozone Excess Day Prohibition	<u>Y</u>	
8-5-328.3	Tank Degassing Requirements; BAAQMD notification required	<u>N</u>	
8-5-331	Tank Cleaning Requirements	<u>N</u>	
8-5-331.1	Tank Cleaning Requirements; Cleaning material properties	<u>N</u>	
8-5-331.2	Tank Cleaning Requirements; Steam cleaning prohibition	<u>N</u>	
8-5-331.3	Tank Cleaning Requirements; Steam cleaning exceptions	<u>N</u>	
8-5-403	Inspection Requirements for Pressure Vacuum Valves Relief Devices	Y <u>N</u>	
8-5-403.2	Inspection Requirements for Pressure Relief Devices; PRDs except pressure vacuum valves	<u>N</u>	
8-5-404	Certification Inspection, Abatement Efficiency Determination, and Source Test Reports	<u>N</u> Y	
8-5-405	Information Required	Y	
8-5-411	Enhanced Monitoring Program (Optional)	<u>N</u>	
8-5-411.3	Enhanced Monitoring Program (Optional); Performance requirements	<u>N</u>	
8-5-501	Records	Y	

**Table IV – ~~BJa Cluster 03F-501~~
Source-specific Applicable Requirements
S1473 Pressurized Storage Tank ~~abated by vapor recovery~~**

Applicable Requirement	Regulation Title or Description of Requirement	Federally Enforceable (Y/N)	Future Effective Date
8-5-501.1	Records: Type and amounts of liquid, type of blanket gas, TVP - Retain 24 months	Y	
8-5-501.3	Records: Retention	N	
8-5-502	Source Test Requirements and exemption for sources vented to fuel gas Tank Degassing Annual Source Test Requirement	NY	
8-5-502.1	Source Test Requirements; Annual source test for approved emission control systems and abatement devices for 8-5-303.2, 8-5-306.1, 8-5-307.3	N	
8-5-503	Portable Hydrocarbon Detector	N	
8-5-602	Analysis of Samples, True Vapor Pressure	Y	
8-5-603	Determination of Abatement Efficiency	N	
8-5-604	Determination of Applicability Based on True Vapor Pressure	Y	
8-5-605	Measurement of Leak Concentration and Residual Concentrations	N	
8-5-605.1	Measurement of Leak Concentration and Residual Concentrations; EPA Method 21 Instrument	N	
8-5-605.2	Measurement of Leak Concentration and Residual Concentrations; Test Methods	N	
8-5-606	Analysis of Samples, Tank Cleaning Agents	N	
8-5-606.1	Analysis of Samples, Tank Cleaning Agents; IBP	N	
8-5-606.2	Analysis of Samples, Tank Cleaning Agents; TVP	N	
8-5-606.3	Analysis of Samples, Tank Cleaning Agents; VOC	N	
SIP Reg 8 Rule 5	Organic Compounds - STORAGE OF ORGANIC LIQUIDS (06/06/2003) Requirements for Pressure Tanks		
8-5-111	Limited Exemption, Tank Removal From and Return to Service	Y	
8-5-111.2	Limited Exemption, Tank Removal From and Return to Service; Compliance before notification	Y	
8-5-111.5	Limited Exemption, Tank Removal From and Return to Service; Minimization of emissions	Y	
8-5-111.6	Limited Exemption, Tank Removal From and Return to Service; Written notice of completion not required	Y	
8-5-111.7	Limited Exemption, Tank Removal From and Return to Service; Compliance with Section 8-5-328	Y	
8-5-112	Limited Exemption, Tanks in Operation	Y	
8-5-112.2	Limited Exemption, Tanks in Operation; Compliance and certification before commencement of work	Y	
8-5-112.4	Limited Exemption, Tanks in Operation; Exemption does not exceed 7 days	Y	
8-5-117	Exemption, Low Vapor Pressure	Y	
8-5-301	Storage Tank Control Requirements	Y	

Table IV – ~~BJa Cluster 03F-501~~
Source-specific Applicable Requirements
S1473 Pressurized Storage Tank ~~abated by vapor recovery~~

Applicable Requirement	Regulation Title or Description of Requirement	Federally Enforceable (Y/N)	Future Effective Date
8-5-307	Requirements for Pressure Tanks and Blanketed Tanks	<u>Y</u>	
8-5-328	Tank Degassing Requirements	<u>Y</u>	
8-5-328.1	Tank degassing requirements; Tanks > 75 cubic meters	<u>Y</u>	
8-5-328.1.2	Tank degassing requirements; Concentration of <10,000 ppm as methane after degassing	<u>Y</u>	
8-5-404	Certification	<u>Y</u>	
8-5-405	Information Required	<u>Y</u>	
8-5-405.1	Information required	<u>Y</u>	
8-5-405.2	Information required	<u>Y</u>	
8-5-405.3	Information required	<u>Y</u>	
8-5-501	Records	<u>Y</u>	
8-5-605	Pressure-Vacuum Valve Gas Tight Determination	<u>Y</u>	
<i>Refinery</i> <i>MACT</i>	NESHAP for Petroleum Refineries REQUIREMENTS FOR RECORDKEEPING ONLY	Y	
63.642(e)	General recordkeeping requirements: Time period for keeping records, unless specified otherwise.	63.642(e) & 63.654(i)(4) keep all other records 5 years, retrievable within 24 hr	Y
	General recordkeeping requirements: Keep all reports and notification for the specified period of time.	63.642(e) & 63.654(i)(4) required	Y
63.654(i)	Applicability records: Time period for keeping records of applicability determination, unless specified otherwise.	63.654(i)(1) 63.123(a) Keep record readily accessible for the service life of the tank	Y
	Applicability records: Records of dimensions & capacity required for nonexempt tanks?	63.654(i)(1) 63.646(a)&63.119(a)(3) 63.123(a) Required Keep record readily accessible for service life of the tank *	Y
	Applicability records: Additional recordkeeping requirements for certain tanks.	63.654(i)(1)(iv) determination of HAP content Keep record readily accessible for service life of the tank	Y
BAAQMD Condition # 19197			
Part 1	Abatement at all times (basis: cumulative increase)	Y	
Part 2	Throughput limit (basis: cumulative increase)	Y	

Table IV – ~~BJa Cluster 03F-501~~
Source-specific Applicable Requirements
S1473 Pressurized Storage Tank ~~abated by vapor recovery~~

Applicable Requirement	Regulation Title or Description of Requirement	Federally Enforceable (Y/N)	Future Effective Date
Part 3	Startup Condition: report actual fugitive count (basis: cumulative increase, offsets)	Y	
Part 4	Startup Condition: supply offsets if owed (basis: offsets)	Y	
Part 5	POC emissions from Flanges and connectors shall not exceed 100 ppm (basis: cumulative increase, Reg 8-18)	Y	
Part 6	POC emissions from Valves shall not exceed 100 ppm (basis: cumulative increase, Reg 8-18)	Y	
Part 7	Throughput records (basis: cumulative increase)	Y	

Table IV – ~~BK Cluster 05F-501~~
Source-specific Applicable Requirements
S795 – ~~Tank A-307#3 Reformer V-307 - Perchloroethylene~~

Applicable Requirement	Regulation Title or Description of Requirement	Federally Enforceable (Y/N)	Future Effective Date
BAAQMD Reg 8 Rule 5	Organic Compounds - STORAGE OF ORGANIC LIQUIDS (11/27/02 <u>10/18/2006</u>) <u>Requirements for Pressure Tanks</u>		
<u>8-5-100</u>	<u>General</u>	<u>Y</u>	
<u>8-5-101</u>	<u>Description</u>	<u>Y</u>	
8-5-111	Limited Exemption, Tank Removal From and Return to Service	Y	
8-5-111.1	Limited Exemption, Tank Removal From and Return to Service; Notice to the APCO	Y	
8-5-111.1.1	Limited Exemption, Tank Removal From and Return to Service; Notice to the APCO; 3 day prior notification	Y	
8-5-111.1.2	Limited Exemption, Tank Removal From and Return to Service; Notice to the APCO; Telephone notification	Y	
8-5-111.2	Limited Exemption, Tank Removal From and Return to Service; Compliance before notification	Y	
<u>8-5-111.4</u>	<u>Limited Exemption, Tank Removal From and Return to Service; Use vapor recovery during filling and emptying on tanks so equipped</u>	<u>Y</u>	
8-5-111.5	Limited Exemption, Tank Removal From and Return to Service; Minimization of emissions	Y	
8-5-111.6	Limited Exemption, Tank Removal From and Return to Service; Written notice of completion not required	Y	
8-5-111.7	Limited Exemption, Tank Removal From and Return to Service; Compliance with Section 8-5-328	Y	

Table IV – ~~BK Cluster 05F-501~~
Source-specific Applicable Requirements
S795 – ~~Tank A-307#3~~ Reformer V-307 - Perchloroethylene

Applicable Requirement	Regulation Title or Description of Requirement	Federally Enforceable (Y/N)	Future Effective Date
8-5-112	Limited Exemption, Preventative Maintenance and Inspection of Tanks in Operation	Y	
8-5-112.1	Limited Exemption, Preventative Maintenance and Inspection of Tanks in Operation ; Notice to the APCO	Y	
8-5-112.1.1	Limited Exemption, Preventative Maintenance and Inspection of Tanks in Operation ; Notice to the APCO; 3 day prior notification	Y	
8-5-112.1.2	Limited Exemption, Preventative Maintenance and Inspection of Tanks in Operation ; Notice to the APCO; Telephone notification	Y	
8-5-112.2	Limited Exemption, Preventative Maintenance and Inspection of Tanks in Operation ; Tank in compliance at time o notification Compliance and certification before commencement of work	N Y	
8-5-112.3	Limited Exemption, Preventative Maintenance and Inspection of Tanks in Operation ; No product movement; minimization of emissions	Y	
8-5-112.4	Limited Exemption, Preventative Maintenance and Inspection of Tanks in Operation ; Exemption does not exceed 7 days	N Y	
8-5-112.5	Limited Exemption, Preventative Maintenance and Inspection of Tanks in Operation; Self report if out of compliance during exemption period	N	
8-5-112.6	Limited Exemption, Preventative Maintenance and Inspection of Tanks in Operation; Keep records for each exemption	N	
8-5-112.6.1	Limited Exemption, Preventative Maintenance and Inspection of Tanks in Operation; Keep records for each exemption	N	
8-5-112.6.2	Limited Exemption, Preventative Maintenance and Inspection of Tanks in Operation; Keep records for each exemption	N	
8-5-117	Limited Exemption, Low Vapor Pressure	N	
8-5-119	Limited Exemption, Repair Period - Optional	N	
8-5-119.1	Limited Exemption, Repair Period - Optional	N	
8-5-119.2	Limited Exemption, Repair Period - Optional	N	
8-5-119.3	Limited Exemption, Repair Period - Optional	N	
8-5-301	Storage Tank Control Requirements	N Y	
8-5-302	Requirements for Submerged Fill Pipes	Y	
8-5-303	Requirements for Pressure Vacuum Valve	Y	
8-5-306	Requirements for Approved Emission Control Systems	Y	
8-5-307	Requirements for Pressure Tanks and Blanketed Tanks	N	
8-5-307.1	Requirements for Fixed Roof Tanks, Pressure Tanks and Blanketed Tanks: no liquid leakage through shell	N	
8-5-307.2	Requirements for Fixed Roof Tanks, Pressure Tanks and Blanketed Tanks: Pressure tank working pressure	N	

**Table IV – ~~BK Cluster 05F-501~~
Source-specific Applicable Requirements
S795 – ~~Tank A-307#3~~ Reformer V-307 - Perchloroethylene**

Applicable Requirement	Regulation Title or Description of Requirement	Federally Enforceable (Y/N)	Future Effective Date
8-5-307.3	Requirements for Fixed Roof Tanks, Pressure Tanks and Blanketed Tanks: Pressure tanks and blanketed tanks PRD requirements	<u>N</u>	
8-5-328	Tank Degassing Requirements	N	
8-5-328.1	Tank Degassing Requirements; Tanks > 75 cubic meters	<u>N</u>	
8-5-328.2	Tank Degassing Requirements; Ozone Excess Day Prohibition	<u>Y</u>	
8-5-328.3	Tank Degassing Requirements; BAAQMD notification required	<u>N</u>	
8-5-331	Tank Cleaning Requirements	<u>N</u>	
8-5-331.1	Tank Cleaning Requirements; Cleaning material properties	<u>N</u>	
8-5-331.2	Tank Cleaning Requirements; Steam cleaning prohibition	<u>N</u>	
8-5-331.3	Tank Cleaning Requirements; Steam cleaning exceptions	<u>N</u>	
8-5-403	Inspection Requirements for Pressure Vacuum Valves Relief Devices	N	
8-5-404	Certification Inspection, Abatement Efficiency Determination, and Source Test Reports	N	
8-5-411	Enhanced Monitoring Program (Optional)	<u>N</u>	
8-5-411.3	Enhanced Monitoring Program (Optional); Performance requirements	<u>N</u>	
8-5-405	Information Required	Y	
8-5-501	Records	Y	
8-5-501.1	Records; Type and amounts of liquid, type of blanket gas, TVP - Retain 24 months	<u>Y</u>	
8-5-501.3	Records; Retention	<u>N</u>	
8-5-502	Source Test Requirements and exemption for sources vented to fuel gas Tank Degassing Annual Source Test Requirement	N	
8-5-502.1	Source Test Requirements; Annual source test for approved emission control systems and abatement devices for 8-5-303.2, 8-5-306.1, 8-5-307.3	<u>N</u>	
8-5-503	Portable Hydrocarbon Detector	Y	
8-5-602	Analysis of Samples, True Vapor Pressure	<u>Y</u>	
8-5-603	Determination of Abatement Efficiency	<u>N</u>	
8-5-604	Determination of Applicability Based on True Vapor Pressure	<u>Y</u>	
8-5-605	Measurement of Leak Concentration and Residual Concentrations	<u>N</u>	
8-5-605.1	Measurement of Leak Concentration and Residual Concentrations; EPA Method 21 Instrument	<u>N</u>	
8-5-605.2	Measurement of Leak Concentration and Residual Concentrations; Test Methods	<u>N</u>	
8-5-606	Analysis of Samples, Tank Cleaning Agents	<u>N</u>	
8-5-606.1	Analysis of Samples, Tank Cleaning Agents; IBP	<u>N</u>	
8-5-606.2	Analysis of Samples, Tank Cleaning Agents; TVP	<u>N</u>	

**Table IV – ~~BK Cluster 05F-501~~
Source-specific Applicable Requirements
S795 – ~~Tank A-307#3~~ Reformer V-307 - Perchloroethylene**

Applicable Requirement	Regulation Title or Description of Requirement	Federally Enforceable (Y/N)	Future Effective Date
8-5-606.3	Analysis of Samples, Tank Cleaning Agents; VOC	N	
SIP Reg 8 Rule 5	Organic Compounds - STORAGE OF ORGANIC LIQUIDS (06/06/2003) Requirements for Pressure Tanks		
8-5-111	Limited Exemption, Tank Removal From and Return to Service	Y	
8-5-111.2	Limited Exemption, Tank Removal From and Return to Service; Compliance before notification	Y	
8-5-111.5	Limited Exemption, Tank Removal From and Return to Service; Minimization of emissions	Y	
8-5-111.6	Limited Exemption, Tank Removal From and Return to Service; Written notice of completion not required	Y	
8-5-111.7	Limited Exemption, Tank Removal From and Return to Service; Compliance with Section 8-5-328	Y	
8-5-112	Limited Exemption, Tanks in Operation	Y	
8-5-112.2	Limited Exemption, Tanks in Operation; Compliance and certification before commencement of work	Y	
8-5-112.4	Limited Exemption, Tanks in Operation; Exemption does not exceed 7 days	Y	
8-5-117	Exemption, Low Vapor Pressure	Y	
8-5-301	Storage Tank Control Requirements	Y	
8-5-307	Requirements for Pressure Tanks and Blanketed Tanks	Y	
8-5-328	Tank Degassing Requirements	Y	
8-5-328.1	Tank degassing requirements; Tanks > 75 cubic meters	Y	
8-5-328.1.2	Tank degassing requirements; Concentration of <10,000 ppm as methane after degassing	Y	
8-5-404	Certification	Y	
8-5-405	Information Required	Y	
8-5-405.1	Information required	Y	
8-5-405.2	Information required	Y	
8-5-405.3	Information required	Y	
8-5-501	Records	Y	
8-5-605	Pressure-Vacuum Valve Gas Tight Determination	Y	
<i>Refinery</i> <i>MACT</i>	<i>NESHAP for Petroleum Refineries</i> <i>REQUIREMENTS FOR RECORDKEEPING ONLY</i>	<i>Y</i>	
<i>63.642(e)</i>	<i>General recordkeeping requirements:</i> <i>Time period for keeping records, unless specified otherwise:</i>	<i>63.642(e) & 63.654(i)(4)</i> <i>keep all other records</i> <i>5 years,</i> <i>retrievable within 24 hr</i>	<i>Y</i>

Table IV – ~~BK~~ Cluster 05F-501
Source-specific Applicable Requirements
S795 – ~~Tank A-307#3~~ Reformer V-307 - Perchloroethylene

Applicable Requirement	Regulation Title or Description of Requirement	Federally Enforceable (Y/N)	Future Effective Date
	General recordkeeping requirements: Keep all reports and notification for the specified period of time.	63.642(e) & 63.654(i)(4) required	Y
63.654(i)	Applicability records: Time period for keeping records of applicability determination, unless specified otherwise.	63.654(i)(1) 63.123(a) Keep record readily accessible for the service life of the tank	Y
	Applicability records: Records of dimensions & capacity required for nonexempt tanks?	63.654(i)(1) 63.646(a)&63.119(a)(3) 63.123(a) Required Keep record readily accessible for service life of the tank *	Y
	Applicability records: Additional recordkeeping requirements for certain tanks.	63.654(i)(1)(iv) determination of HAP content Keep record readily accessible for service life of the tank	Y
BAAQMD Condition # 5711	Permit Conditions		
Part 1	Throughput limit (basis: toxics, cumulative increase)	Y	
Part 2	Limit on what may Materials to be stored (basis: toxics, cumulative increase)	Y	
Part 3	Requirement for abatement (basis: toxics, cumulative increase)	Y	
Part 4	Record keeping (basis: toxics, cumulative increase)	Y	
BAAQMD Condition # 19528			
Part 1	Throughput limit (basis: Regulation 2-1-234.3, Regulation 2-1-403 Regulation 2-6-503)	Y	

Table IV – ~~BL~~ Cluster 11(F-201A)
Source-specific Applicable Requirements
S694 – Tank A-694

Applicable Requirement	Regulation Title or Description of Requirement	Federally Enforceable (Y/N)	Future Effective Date
------------------------	--	-----------------------------	-----------------------

**Table IV – ~~BL Cluster 11(F-201A)~~
Source-specific Applicable Requirements
S694 – Tank A-694**

Applicable Requirement	Regulation Title or Description of Requirement	Federally Enforceable (Y/N)	Future Effective Date
BAAQMD Reg 8 Rule 5	Organic Compounds - STORAGE OF ORGANIC LIQUIDS REQUIREMENTS (11/27/0210/18/2006) Requirements for External Floating Roof Tanks		
8-5-100	General	Y	
8-5-101	Description	Y	
8-5-111	Limited Exemption, Tank Removal From and Return to Service	NY	
8-5-111.1	Limited Exemption, Tank Removal From and Return to Service; Notice to the APCO	Y	
8-5-111.1.1	Limited Exemption, Tank Removal From and Return to Service; Notice to the APCO; 3 day prior notification	Y	
8-5-111.1.2	Limited Exemption, Tank Removal From and Return to Service; Notice to the APCO; Telephone notification	Y	
8-5-111.2	Limited Exemption, Tank Removal From and Return to Service; Compliance before notification	NY	
8-5-111.3	Limited Exemption, Tank Removal From and Return to Service; Floating roof tanks - continuous and quick filling, emptying and refilling	Y	
8-5-111.5	Limited Exemption, Tank Removal From and Return to Service; Minimization of emissions	NY	
8-5-111.6	Limited Exemption, Tank Removal From and Return to Service; Written notice of completion not required	NY	
8-5-111.7	Limited Exemption, Tank Removal From and Return to Service; Compliance with Section 8-5-328	Y	
8-5-112	Limited Exemption, Preventative Maintenance and Inspection of Tanks in Operation	NY	
8-5-112.1	Limited Exemption, Preventative Maintenance and Inspection of Tanks in Operation ; Notice to the APCO	Y	
8-5-112.1.1	Limited Exemption, Preventative Maintenance and Inspection of Tanks in Operation ; Notice to the APCO; 3 day prior notification	Y	
8-5-112.1.2	Limited Exemption, Preventative Maintenance and Inspection of Tanks in Operation ; Notice to the APCO; Telephone notification	Y	
8-5-112.2	Limited Exemption, Preventative Maintenance and Inspection of Tanks in Operation ; Compliance and certification before commencement of work	NY	
8-5-112.3	Limited Exemption, Preventative Maintenance and Inspection of Tanks in Operation ; No product movement; minimization of emissions	Y	
8-5-112.4	Limited Exemption, Preventative Maintenance and Inspection of Tanks in Operation ; Exemption does not exceed 7 days	NY	

**Table IV – ~~BL Cluster 11(F-201A)~~
Source-specific Applicable Requirements
S694 – Tank A-694**

Applicable Requirement	Regulation Title or Description of Requirement	Federally Enforceable (Y/N)	Future Effective Date
8-5-112.5	Limited Exemption, Preventative Maintenance and Inspection of Tanks in Operation; Self report if out of compliance during exemption period	<u>N</u>	
8-5-112.6	Limited Exemption, Preventative Maintenance and Inspection of Tanks in Operation; Keep records for each exemption	<u>N</u>	
8-5-112.6.1	Limited Exemption, Preventative Maintenance and Inspection of Tanks in Operation; Keep records for each exemption	<u>N</u>	
8-5-112.6.2	Limited Exemption, Preventative Maintenance and Inspection of Tanks in Operation; Keep records for each exemption	<u>N</u>	
8-5-112.6.3	Limited Exemption, Preventative Maintenance and Inspection of Tanks in Operation; Keep records for each exemption	<u>N</u>	
8-5-112.6.4	Limited Exemption, Preventative Maintenance and Inspection of Tanks in Operation; Keep records for each exemption	<u>N</u>	
8-5-117	Limited Exemption, Low Vapor Pressure	<u>N</u>	
8-5-119	Limited Exemption, Repair Period - Optional	<u>N</u>	
8-5-119.1	Limited Exemption, Repair Period - Optional	<u>N</u>	
8-5-119.2	Limited Exemption, Repair Period - Optional	<u>N</u>	
8-5-119.3	Limited Exemption, Repair Period - Optional	<u>N</u>	
8-5-301	Storage Tank Control Requirements	<u>NY</u>	
8-5-302	Requirements for Submerged Fill Pipes	<u>Y</u>	
8-5-304	Requirements for External Floating Roofs	<u>NY</u>	
8-5-304.1	Requirements for External Floating Roofs; Tank fittings	<u>Y</u>	
8-5-304.2	Requirements for External Floating Roofs; Primary seal (8-5-321)	<u>Y</u>	
8-5-304.3	Requirements for External Floating Roofs; Secondary seal (8-5-322)	<u>Y</u>	
8-5-304.4	Requirements for External Floating Roofs; Floating roof	<u>N</u>	
8-5-304.5	Requirements for External Floating Roofs; Tank shell	<u>N</u>	
8-5-304.6	Requirements for External Floating Roofs; Pontoons – no leaks	<u>N</u>	
8-5-304.6.1	Requirements for External Floating Roofs; Pontoons – make gas tight if leaking	<u>N</u>	
8-5-304.6.2	Requirements for External Floating Roofs; Pontoons-repair all leaks at next removal from service	<u>N</u>	
8-5-320	Tank Fitting Requirements	<u>NY</u>	
8-5-320.2	Floating Roof Tank Fitting Requirements; Projection below liquid surface	<u>N</u>	
8-5-320.3	Floating Roof Tank Fitting Requirements; Gasketed covers, seals, lids	<u>N</u>	

**Table IV – ~~BL Cluster 11~~(F-201A)
Source-specific Applicable Requirements
S694 – Tank A-694**

Applicable Requirement	Regulation Title or Description of Requirement	Federally Enforceable (Y/N)	Future Effective Date
8-5-320.3.1	Floating Roof Tank Fitting Requirements; Gasketed covers, seals, lids - Gap requirements	<u>Y</u>	
8-5-320.5	Floating Roof Tank Fitting Requirements; Slotted sampling or gauging wells	<u>N</u>	
8-5-320.5.1	Floating Roof Tank Fitting Requirements; Slotted sampling or gauging wells -projection below liquid surface	<u>Y</u>	
8-5-320.5.2	Floating Roof Tank Fitting Requirements; Slotted sampling or gauging wells -cover, gasket, pole sleeve, pole wiper for EFR wells	<u>N</u>	
8-5-320.5.3	Floating Roof Tank Fitting Requirements; Slotted sampling or gauging wells-total secondary seal gap must include well gap	<u>Y</u>	
8-5-321	Primary Seal Requirements	<u>NY</u>	
8-5-321.1	Primary Seal Requirements; No holes, tears, other openings	<u>Y</u>	
8-5-321.2	Primary Seal Requirements; The seal shall be metallic shoe or liquid mounted except as provided in 8-5-305.1.3	<u>Y</u>	
8-5-321.3	Primary Seal Requirements; Metallic-shoe-type seal requirements	<u>N</u>	
8-5-321.3.1	Primary Seal Requirements; Metallic-shoe-type seal requirements--geometry of shoe	<u>Y</u>	
8-5-321.3.2	Primary Seal Requirements; Metallic-shoe-type seal requirements--welded tanks	<u>Y</u>	
8-5-322	Secondary Seal Requirements	<u>NY</u>	
8-5-322.1	Secondary Seal Requirements; No holes, tears, other openings	<u>Y</u>	
8-5-322.2	Secondary Seal Requirements; Insertion of probes	<u>Y</u>	
8-5-322.5	Secondary Seal Requirements; Gap requirements for welded external floating roof tanks with seals installed after 9/4/1985	<u>Y</u>	
8-5-322.6	Secondary Seal Requirements; Extent of seal	<u>Y</u>	
8-5-328	Tank Degassing Requirements	<u>NY</u>	
8-5-328.1	Tank Degassing Requirements; Tanks > 75 cubic meters	<u>N</u>	
8-5-328.2	Tank Degassing Requirements; Ozone Excess Day Prohibition	<u>Y</u>	
8-5-328.3	Tank Degassing Requirements; BAAQMD notification required	<u>N</u>	
8-5-331	Tank Cleaning Requirements	<u>N</u>	
8-5-331.1	Tank Cleaning Requirements; Cleaning material properties	<u>N</u>	
8-5-331.2	Tank Cleaning Requirements; Steam cleaning prohibition	<u>N</u>	
8-5-331.3	Tank Cleaning Requirements; Steam cleaning exceptions	<u>N</u>	
8-5-401	Inspection Requirements for External Floating Roof	<u>NY</u>	
8-5-401.1	Inspection Requirements for External Floating Roof Tanks; Primary and Secondary Seal Inspections	<u>N</u>	
8-5-401.2	Inspection Requirements for External Floating Roof Tanks; Tank Fittings Inspections	<u>N</u>	

**Table IV – ~~BL Cluster 11(F-201A)~~
Source-specific Applicable Requirements
S694 – Tank A-694**

Applicable Requirement	Regulation Title or Description of Requirement	Federally Enforceable (Y/N)	Future Effective Date
8-5-403	Inspection Requirements for Pressure Vacuum Valves	Y	
8-5-404	Inspection, Abatement Efficiency Determination, and Source Test Reports Certification	N	
8-5-405	Information Required	Y	
8-5-411	Enhanced Monitoring Program (Optional)	N	
8-5-411.3	Enhanced Monitoring Program (Optional); Performance requirements	N	
8-5-412	Monitoring of Leaking Pontoons	N	
8-5-501	Records	Y	
8-5-501.1	Records; Type and amounts of liquid, type of blanket gas, TVP - Retain 24 months	Y	
8-5-501.2	Records; Internal and External Floating Roof Tanks, Seal Replacement Records - Retain 10 years	Y	
8-5-501.3	Records; Retention	N	
8-5-502	Tank Degassing Annual Source Test Requirement	Y	
8-5-503	Portable Hydrocarbon Detector	Y	
8-5-602	Analysis of Samples, True Vapor Pressure	Y	
8-5-604	Determination of Applicability Based on True Vapor Pressure	Y	
8-5-605	Measurement of Leak Concentration and Residual Concentrations	N	
8-5-605.1	Measurement of Leak Concentration and Residual Concentrations; EPA Method 21 Instrument	N	
8-5-605.2	Measurement of Leak Concentration and Residual Concentrations; Test Methods	N	
8-5-606	Analysis of Samples, Tank Cleaning Agents	N	
8-5-606.1	Analysis of Samples, Tank Cleaning Agents; IBP	N	
8-5-606.2	Analysis of Samples, Tank Cleaning Agents; TVP	N	
8-5-606.3	Analysis of Samples, Tank Cleaning Agents; VOC	N	
SIP Regulation 8 Rule 5	Organic Compounds - Storage of Organic Liquids (06/05/2003)	-	
8-5-111	Limited Exemption, Tank Removal From and Return to Service	Y	
8-5-111.2	Limited Exemption, Tank Removal From and Return to Service, Tank in compliance prior to notification	Y	
8-5-111.5	Limited Exemption, Tank Removal From and Return to Service, Minimize emissions	Y	
8-5-111.6	Limited Exemption, Tank Removal From and Return to Service, Notice of completion not required	Y	

**Table IV – ~~BL Cluster 11~~(F-201A)
Source-specific Applicable Requirements
S694 – Tank A-694**

Applicable Requirement	Regulation Title or Description of Requirement	Federally Enforceable (Y/N)	Future Effective Date
8-5-111.7	Limited Exemption, Tank Removal From and Return to Service, Satisfy requirements of 8-5-328	Y	
8-5-112	Limited Exemption, Tanks in Operation	Y	
8-5-112.2	Limited Exemption, Tanks in Operation, Tank in compliance prior to start of work. Certified per 8-5-404	Y	
8-5-112.4	Limited Exemption, Tanks in Operation, Not to exceed 7 days	Y	
8-5-117	Exemption, Low Vapor Pressure	Y	
8-5-301	Storage Tank Control Requirements	Y	
8-5-304	Requirements for External Floating Roofs; Floating roof requirements	Y	
8-5-304.4	Requirements for External Floating Roofs; Floating roof requirements	Y	
8-5-320	Tank Fitting Requirements	Y	
8-5-320.2	Tank Fitting Requirements – Floating roof tanks, Gasketed covers, seals, lids – Projection below surface except p/v valves and vacuum breaker vents	Y	
8-5-320.3	Tank Fitting Requirements; Gasketed covers, seals, lids	Y	
8-5-320.5	Tank Fitting Requirements; Slotted sampling or gauging wells	Y	
8-5-320.5.2	Tank Fitting Requirements; Slotted sampling or gauging wells - cover, gasket, pole sleeve, pole wiper for EFR wells	Y	
8-5-321	Primary Seal Requirements	Y	
8-5-321.3	Primary Seal Requirements; Metallic-shoe-type seal requirements	Y	
8-5-322	Secondary Seal Requirements	Y	
8-5-328	Tank degassing requirements	Y	
8-5-328.1	Tank degassing requirements; Tanks > 75 cubic meters	Y	
8-5-328.1.2	Tank degassing requirements; Concentration of <10,000 ppm as methane after degassing	Y	
8-5-401	Inspection Requirements for External Floating Roof Tanks		
8-5-401.1	Inspection Requirements for External Floating Roof Tanks; Primary and Secondary Seal Inspections	Y	
8-5-401.2	Inspection Requirements for External Floating Roof Tanks; Tank Fittings Inspections	Y	
8-5-404	Certification	Y	
8-5-405	Report	Y	
8-5-405.1	Information required	Y	
8-5-405.2	Information required	Y	
8-5-405.3	Information required	Y	
8-5-501	Records	Y	

**Table IV – ~~BL Cluster 11(F-201A)~~
Source-specific Applicable Requirements
S694 – Tank A-694**

Applicable Requirement	Regulation Title or Description of Requirement	Federally Enforceable (Y/N)	Future Effective Date
8-5-503	Portable Hydrocarbon Detector	<u>Y</u>	
40 CFR 63 Subpart G	NESHAPS for Source Categories: SO2MI HON G Requirements for tanks subject to 40 CFR 63 Subpart CC		
63.119	Storage Vessel Provisions--Reference Control Technology	<u>Y</u>	
		-	
63.119(a)	Storage Vessel Provisions -- Reference Control Technology	<u>Y</u>	
		-	
63.119(a)(1)	Storage Vessel Provisions -- Reference Control Technology-- Group 1, TVP < 76.6 kPa (11psi)	<u>Y</u>	
		-	
63.119(c)	Storage Vessel Provisions . Reference Control Technology-- External floating roof	<u>Y</u>	
		-	
63.119(c)(1)	Storage Vessel Provisions . Reference Control Technology-- External floating roof seals	<u>Y</u>	
		-	
63.119(c)(1)(i)	Storage Vessel Provisions . Reference Control Technology-- External floating roof double seals required	<u>Y</u>	
		-	
63.119(c)(1)(ii)	Storage Vessel Provisions . Reference Control Technology-- External floating roof primary seal requirements	<u>Y</u>	
		-	
63.119(c)(1)(iii)	Storage Vessel Provisions . Reference Control Technology-- External floating roof primary and secondary seal requirements	<u>Y</u>	
		-	
63.119(c)(3)	Storage Vessel Provisions . Reference Control Technology-- External floating roof – roof must rest on liquid	<u>Y</u>	
		-	
63.119(c)(3)(i)	Storage Vessel Provisions . Reference Control Technology-- External floating roof exception	<u>Y</u>	
		-	
63.119(c)(3)(ii)	Storage Vessel Provisions . Reference Control Technology-- External floating roof exception	<u>Y</u>	
		-	
63.119(c)(3)(iii)	Storage Vessel Provisions . Reference Control Technology-- External floating roof exception	<u>Y</u>	
		-	
63.119(c)(4)	Storage Vessel Provisions . Reference Control Technology-- External Floating Roof Operations, when not floating	<u>Y</u>	
		-	
63.120	Storage Vessel Provisions - Procedures To Determine Compliance.	<u>Y</u>	
		-	
63.120(b)	Storage Vessel Provisions . Procedures to Determine Compliance--Compliance Demonstration--External floating roof	<u>Y</u>	
		-	
63.120(b)(1)	Storage Vessel Provisions . Procedures to Determine Compliance--External FR seal gap measurement	<u>Y</u>	
		-	
63.120(b)(1)(i)	Storage Vessel Provisions . Procedures to Determine Compliance--External FR with double seals primary seal gap measurement	<u>Y</u>	
		-	
63.120(b)(1)(ii)	Storage Vessel Provisions . Procedures to Determine Compliance--External FR with double seals secondary seal gap	<u>Y</u>	
		-	

**Table IV – ~~BL Cluster 11(F-201A)~~
 Source-specific Applicable Requirements
 S694 – Tank A-694**

Applicable Requirement	Regulation Title or Description of Requirement	Federally Enforceable (Y/N)	Future Effective Date
63.120(b)(1)(iii)	Storage Vessel Provisions . Procedures to Determine Compliance--External FR seal inspections prior to tank refill after service	Y -	
63.120(b)(1)(iv)	Storage Vessel Provisions . Procedures to Determine Compliance--External FR and seal gap determination methods	Y -	
63.120(b)(2)	Storage Vessel Provisions . Procedures to Determine Compliance--External FR and seal gap determination methods	Y -	
63.120(b)(2)(i)	Storage Vessel Provisions . Procedures to Determine Compliance--External FR and seal gap determination methods	Y -	
63.120(b)(2)(ii)	Storage Vessel Provisions . Procedures to Determine Compliance--External FR with double seals secondary seal gap	Y -	
63.120(b)(2)(iii)	Storage Vessel Provisions . Procedures to Determine Compliance--External FR and seal gap determination methods	Y -	
63.120(b)(3)	Storage Vessel Provisions . Procedures to Determine Compliance--External FR primary seal gap calculation method	Y -	
63.120(b)(4)	Storage Vessel Provisions . Procedures to Determine Compliance--External FR secondary seal gap calculation method	Y -	
63.120(b)(5)	Storage Vessel Provisions . Procedures to Determine Compliance--External FR primary seal requirements	Y -	
63.120(b)(5)(i)	Storage Vessel Provisions . Procedures to Determine Compliance--External FR primary seal requirements metallic shoe	Y -	
63.120(b)(5)(ii)	Storage Vessel Provisions . Procedures to Determine Compliance--External FR primary seal, no holes	Y -	
63.120(b)(6)	Storage Vessel Provisions . Procedures to Determine Compliance--External FR secondary seal requirements	Y -	
63.120(b)(6)(i)	Storage Vessel Provisions . Procedures to Determine Compliance--External FR secondary seal location	Y -	
63.120(b)(6)(ii)	Storage Vessel Provisions . Procedures to Determine Compliance--External FR secondary seal, no holes	Y -	
63.120(b)(7)	Storage Vessel Provisions . Procedures to Determine Compliance--External FR unsafe to perform seal measurements	Y -	
63.120(b)(7)(i)	Storage Vessel Provisions . Procedures to Determine Compliance--External FR unsafe to perform seal measurements	Y -	
63.120(b)(7)(ii)	Storage Vessel Provisions . Procedures to Determine Compliance--External FR unsafe to perform seal measurements	Y -	
63.120(b)(8)	Storage Vessel Provisions -- Procedures to Determine Compliance External FR Repairs	Y -	

**Table IV – ~~BL Cluster 11(F-201A)~~
Source-specific Applicable Requirements
S694 – Tank A-694**

Applicable Requirement	Regulation Title or Description of Requirement	Federally Enforceable (Y/N)	Future Effective Date
63.120(b)(9)	Storage Vessel Provisions -- Procedures to Determine Compliance External FR seal gap measurement 30 day notification	<u>Y</u> -	
63.120(b)(10)	Storage Vessel Provisions . Procedures to Determine Compliance--External FR and seals visual inspection each time emptied	<u>Y</u> -	
63.120(b)(10)(i)	Storage Vessel Provisions . Procedures to Determine Compliance--External FR and seal repairs [does not apply to gaskets slotted membranes, or sleeve seals for Group 1 Refinery MACT per 40 CFR 63.646(e)]	<u>Y</u> -	
63.120(b)(10)(ii)	Storage Vessel Provisions . Procedures to Determine Compliance--External FR and seal inspections 30 day notification	<u>Y</u> -	
63.120(b)(10)(iii)	Storage Vessel Provisions . Procedures to Determine Compliance--External FR and seal inspections -Notification for unplanned	<u>Y</u> -	
63.123	Storage Vessel Provisions--Recordkeeping.	<u>Y</u>	
63.123(a)	Storage Vessel Provisions . Recordkeeping--Group 1 and Group 2	<u>Y</u> -	
63.123(d)	Storage Vessel Provisions . Recordkeeping--Group 1 External floating Roof	<u>Y</u>	
63.123(g)	Storage Vessel Provisions -- Recordkeeping, Extensions	<u>Y</u>	
<i>Refinery MACT40 CFR 63 Subpart CC</i>	NESHAPS for <u>Source Categories - Petroleum Refineries (MACT) (06/03/2003)</u> <i>REQUIREMENTS FOR RECORDKEEPING ONLY</i> <u>MACT Group 1 External Floating Roof Tank</u>	<u>Y</u>	
63.640	Applicability	<u>Y</u>	
63.640(c)(2)	Applicability and Designation of Storage Vessels	<u>Y</u>	
63.641	Definitions:	<u>Y</u>	
63.646	Storage Vessel Provisions	<u>Y</u>	
63.646(a)	Storage Vessel Provisions--Group 1, Comply with Subpart G 63.119 through 63.121.	<u>Y</u>	
63.646(b)(1)	Storage Vessel Provisions--Determine stored liquid % OHAP for group determination	<u>Y</u>	
63.646(b)(2)	Storage Vessel Provisions--Determine stored liquid % OHAP- method 18 to resolve disputes	<u>Y</u>	
63.646(c)	Storage Vessel Provisions--40 CFR 63 exclusions for storage vessels – 63.119(b)(5); (b)(6); (c)(2); and (d)(2) are not applicable	<u>Y</u>	
63.646(d)	Storage Vessel Provisions—How to handle references in 40 CFR 63 Subpart G for storage vessels	<u>Y</u>	

**Table IV – ~~BL Cluster 11(F-201A)~~
Source-specific Applicable Requirements
S694 – Tank A-694**

Applicable Requirement	Regulation Title or Description of Requirement	Federally Enforceable (Y/N)	Future Effective Date
63.646(e)	Storage Vessel Provisions--Compliance with inspection requirements of 63.120 of Subpart G for gaskets, slotted membranes, and sleeve seals		
63.646(f)	Storage Vessel Provisions--Group 1 floating roof requirements		
63.646(f)(1)	Storage Vessel Provisions--Group 1 floating roof requirements--Cover or lid		
63.646(f)(2)	Storage Vessel Provisions--Group 1 floating roof requirements--Rim space		
63.646(f)(3)	Storage Vessel Provisions-Group 1 floating roof requirements--Automatic bleeder vents		
63.646(g)	Storage Vessel Provisions—Failure to perform inspections and monitoring required by this section shall constitute a violation of the applicable standard of this subpart.		
63.646(h)	Storage Vessel Provisions—References in 63.119 through 63.121 to 63.122(g)(1), 63.151, and references to initial notification requirements do not apply		
63.646(i)	Storage Vessel Provisions—References to the Notification of Compliance Status Report in 63.152(b) shall be replaced with 63.654(f).	<u>Y</u>	
63.646(k)	Storage Vessel Provisions—References to the Periodic Reports in 63.152(c) shall be replaced with 63.654(g).	<u>Y</u>	
63.646(l)	Storage Vessel Provisions--State or local permitting agency notification requirements	<u>Y</u>	
63.654	Reporting and Recordkeeping Requirements	<u>Y</u>	
63.654(f)	Reporting and Recordkeeping Requirements--Notice of compliance status report requirements	<u>Y</u>	
63.654(f)(1)(i)(A)	Reporting and Recordkeeping Requirements--Notice of compliance status report requirements--Reporting--storage vessels	<u>Y</u>	
63.654(f)(1)(i)(A)(1)	Reporting and Recordkeeping Requirements--Notice of compliance status report requirements--Reporting--storage vessels	<u>Y</u>	
63.654(g)(1)	Periodic Reporting and Recordkeeping Requirements--storage vessels	<u>Y</u>	
63.654(g)(3)	Periodic Reporting and Recordkeeping Requirements--storage vessels with external floating roofs	<u>Y</u>	
63.654(g)(3)(i)	Periodic Reporting and Recordkeeping Requirements--storage vessels with external floating roofs	<u>Y</u>	

**Table IV – ~~BL Cluster 11(F-201A)~~
Source-specific Applicable Requirements
S694 – Tank A-694**

Applicable Requirement	Regulation Title or Description of Requirement	Federally Enforceable (Y/N)	Future Effective Date
63.654(g)(3)(i)(A)	Periodic Reporting and Recordkeeping Requirements--storage vessels with external floating roofs	Y	
63.654(g)(3)(i)(B)	Periodic Reporting and Recordkeeping Requirements--storage vessels with external floating roofs	Y	
63.654(g)(3)(i)(C)	Periodic Reporting and Recordkeeping Requirements--storage vessels with external floating roofs	Y	
63.654(g)(3)(i)(D)	Periodic Reporting and Recordkeeping Requirements--storage vessels with external floating roofs	Y	
63.654(g)(3)(ii)	Periodic Reporting and Recordkeeping Requirements--storage vessels with external floating roofs	Y	
63.654(g)(3)(iii)	Periodic Reporting and Recordkeeping Requirements--storage vessels with external floating roofs	Y	
63.654(g)(3)(iii)(B)	Periodic Reporting and Recordkeeping Requirements--storage vessels with external floating roofs	Y	
63.654(h)(2)	Reporting and Recordkeeping Requirements--Other reports--Storage vessel notification of inspections.	Y	
63.654(h)(2)(i)	Reporting and Recordkeeping Requirements--Other reports--Storage vessel notification of inspections.	Y	
63.654(h)(2)(i)(A)	Reporting and Recordkeeping Requirements--Other reports--Storage vessel notification of inspections.	Y	
63.654(h)(2)(i)(B)	Reporting and Recordkeeping Requirements--Other reports--Storage vessel notification of inspections.	Y	
63.654(h)(2)(i)(C)	Reporting and Recordkeeping Requirements--Other reports--Storage vessel notification of inspections.	Y	
63.654(h)(2)(ii)	Reporting and Recordkeeping Requirements--Other reports--Storage vessel notification of external floating roof tank seal gap inspections.	Y	
63.654(h)(6)	Reporting and Recordkeeping Requirements--Other reports--Determination of Applicability	Y	
63.654(h)(6)(ii)	Reporting and Recordkeeping Requirements--Other reports--Determination of Applicability	Y	
63.654(i)(1)	Reporting and Recordkeeping Requirements--Recordkeeping for storage vessels	Y	
63.654(i)(1)(i)	Reporting and Recordkeeping Requirements--Recordkeeping for storage vessels	Y	
63.654(i)(1)(iv)	Reporting and Recordkeeping Requirements--Recordkeeping for Group 2 storage vessels	Y	
63.654(i)(4)	Reporting and Recordkeeping Requirements—Record retention	Y	

**Table IV – BL-Cluster 11(F-201A)
Source-specific Applicable Requirements
S694 – Tank A-694**

Applicable Requirement	Regulation Title or Description of Requirement	Federally Enforceable (Y/N)	Future Effective Date
63.642(e)	General recordkeeping requirements: Time period for keeping records, unless specified otherwise.	63.642(e) & 63.654(i)(4) keep all other records 5 years, retrievable within 24 hr	Y
	General recordkeeping requirements: Keep all reports and notification for the specified period of time.	63.642(e) & 63.654(i)(4) required	Y
63.654(i)	Applicability records: Time period for keeping records of applicability determination, unless specified otherwise.	63.654(i)(1) 63.123(a) Keep record readily accessible for the service life of the tank	Y
	Applicability records: Records of dimensions & capacity required for nonexempt tanks?	63.654(i)(1) 63.646(a)&63.119(a)(3) 63.123(a) Required Keep record readily accessible for service life of the tank *	Y
	Applicability records: Additional recordkeeping requirements for certain tanks.	63.654(i)(1)(iv) determination of HAP content Keep record readily accessible for service life of the tank	Y
BAAQMD Condition # 19528			
Part 1	Throughput limit (basis: Regulation 2-1-234.3, Regulation 2-1-403 Regulation 2-6-503)	Y	

**Table IV – BM-Cluster 11F-201A
Source-specific Applicable Requirements
S701 – Tank A-701**

Applicable Requirement	Regulation Title or Description of Requirement	Federally Enforceable (Y/N)	Future Effective Date
BAAQMD Reg 8 Rule 5	Organic Compounds - STORAGE OF ORGANIC LIQUIDS REQUIREMENTS (10/18/2006) Requirements for External Floating Roof Tanks(11/27/02)		
8-5-100	General	Y	

**Table IV – ~~BM Cluster 11F-201A~~
Source-specific Applicable Requirements
S701 – Tank A-701**

Applicable Requirement	Regulation Title or Description of Requirement	Federally Enforceable (Y/N)	Future Effective Date
8-5-101	Description	<u>Y</u>	
8-5-111	Limited Exemption, Tank Removal From and Return to Service	NY	
8-5-111.1	Limited Exemption, Tank Removal From and Return to Service; Notice to the APCO	Y	
8-5-111.1.1	Limited Exemption, Tank Removal From and Return to Service; Notice to the APCO; 3 day prior notification	Y	
8-5-111.1.2	Limited Exemption, Tank Removal From and Return to Service; Notice to the APCO; Telephone notification	Y	
8-5-111.2	Limited Exemption, Tank Removal From and Return to Service; Compliance before notification	NY	
8-5-111.3	Limited Exemption, Tank Removal From and Return to Service; Floating roof tanks - continuous and quick filling, emptying and refilling	Y	
8-5-111.5	Limited Exemption, Tank Removal From and Return to Service; Minimization of emissions	NY	
8-5-111.6	Limited Exemption, Tank Removal From and Return to Service; Written notice of completion not required	NY	
8-5-111.7	Limited Exemption, Tank Removal From and Return to Service; Compliance with Section 8-5-328	Y	
8-5-112	Limited Exemption, Preventative Maintenance and Inspection of Tanks in Operation	NY	
8-5-112.1	Limited Exemption, Preventative Maintenance and Inspection of Tanks in Operation ; Notice to the APCO	Y	
8-5-112.1.1	Limited Exemption, Preventative Maintenance and Inspection of Tanks in Operation ; Notice to the APCO; 3 day prior notification	Y	
8-5-112.1.2	Limited Exemption, Preventative Maintenance and Inspection of Tanks in Operation ; Notice to the APCO; Telephone notification	Y	
8-5-112.2	Limited Exemption, Preventative Maintenance and Inspection of Tanks in Operation ; Compliance and certification before commencement of work Tank in compliance at time of notification	NY	
8-5-112.3	Limited Exemption, Preventative Maintenance and Inspection of Tanks in Operation ; No product movement; minimization of emissions	Y	
8-5-112.4	Limited Exemption, Preventative Maintenance and Inspection of Tanks in Operation ; Exemption does not exceed 7 days	NY	
8-5-112.5	Limited Exemption, Preventative Maintenance and Inspection of Tanks in Operation; Self report if out of compliance during exemption period	<u>N</u>	
8-5-112.6	Limited Exemption, Preventative Maintenance and Inspection of Tanks in Operation; Keep records for each exemption	<u>N</u>	

Table IV – ~~BM Cluster 11F-201A~~
Source-specific Applicable Requirements
S701 – Tank A-701

Applicable Requirement	Regulation Title or Description of Requirement	Federally Enforceable (Y/N)	Future Effective Date
8-5-112.6.1	Limited Exemption, Preventative Maintenance and Inspection of Tanks in Operation; Keep records for each exemption	<u>N</u>	
8-5-112.6.2	Limited Exemption, Preventative Maintenance and Inspection of Tanks in Operation; Keep records for each exemption	<u>N</u>	
8-5-112.6.3	Limited Exemption, Preventative Maintenance and Inspection of Tanks in Operation; Keep records for each exemption	<u>N</u>	
8-5-112.6.4	Limited Exemption, Preventative Maintenance and Inspection of Tanks in Operation; Keep records for each exemption	<u>N</u>	
8-5-117	Limited Exemption, Low Vapor Pressure	<u>N</u>	
8-5-119	Limited Exemption, Repair Period - Optional	<u>N</u>	
8-5-119.1	Limited Exemption, Repair Period - Optional	<u>N</u>	
8-5-119.2	Limited Exemption, Repair Period - Optional	<u>N</u>	
8-5-119.3	Limited Exemption, Repair Period - Optional	<u>N</u>	
8-5-301	Storage Tank Control Requirements	<u>Y</u>	
8-5-302	Requirements for Submerged Fill Pipes	<u>Y</u>	
8-5-304	Requirements for External Floating Roofs	<u>Y</u>	
8-5-304.1	Requirements for External Floating Roofs; Tank fittings	<u>Y</u>	
8-5-304.2	Requirements for External Floating Roofs; Primary seal (8-5-321)	<u>Y</u>	
8-5-304.3	Requirements for External Floating Roofs; Secondary seal (8-5-322)	<u>Y</u>	
8-5-304.4	Requirements for External Floating Roofs; Floating roof	<u>N</u>	
8-5-304.5	Requirements for External Floating Roofs; Tank shell	<u>N</u>	
8-5-304.6	Requirements for External Floating Roofs; Pontoons – no leaks	<u>N</u>	
8-5-304.6.1	Requirements for External Floating Roofs; Pontoons – make gas tight if leaking	<u>N</u>	
8-5-304.6.2	Requirements for External Floating Roofs; Pontoons-repair all leaks at next removal from service	<u>N</u>	
8-5-320	Tank Fitting Requirements	<u>Y</u>	
8-5-320.2	Floating Roof Tank Fitting Requirements; Projection below liquid surface	<u>N</u>	
8-5-320.3	Floating Roof Tank Fitting Requirements; Gasketed covers, seals, lids	<u>N</u>	
8-5-320.3.1	Floating Roof Tank Fitting Requirements; Gasketed covers, seals, lids - Gap requirements	<u>Y</u>	
8-5-320.5	Floating Roof Tank Fitting Requirements; Slotted sampling or gauging wells	<u>N</u>	
8-5-320.5.1	Floating Roof Tank Fitting Requirements; Slotted sampling or gauging wells -projection below liquid surface	<u>Y</u>	

**Table IV – ~~BM Cluster 11F-201A~~
Source-specific Applicable Requirements
S701 – Tank A-701**

Applicable Requirement	Regulation Title or Description of Requirement	Federally Enforceable (Y/N)	Future Effective Date
8-5-320.5.2	Floating Roof Tank Fitting Requirements; Slotted sampling or gauging wells -cover, gasket, pole sleeve, pole wiper for EFR wells	<u>N</u>	
8-5-320.5.3	Floating Roof Tank Fitting Requirements; Slotted sampling or gauging wells-total secondary seal gap must include well gap	<u>Y</u>	
8-5-321	Primary Seal Requirements	N <u>Y</u>	
8-5-321.1	Primary Seal Requirements; No holes, tears, other openings	<u>Y</u>	
8-5-321.2	Primary Seal Requirements; The seal shall be metallic shoe or liquid mounted except as provided in 8-5-305.1.3	<u>Y</u>	
8-5-321.3	Primary Seal Requirements; Metallic-shoe-type seal requirements	<u>N</u>	
8-5-321.3.1	Primary Seal Requirements; Metallic-shoe-type seal requirements-- geometry of shoe	<u>Y</u>	
8-5-321.3.2	Primary Seal Requirements; Metallic-shoe-type seal requirements-- welded tanks	<u>Y</u>	
8-5-322	Secondary Seal Requirements	N <u>Y</u>	
8-5-322.1	Secondary Seal Requirements; No holes, tears, other openings	<u>Y</u>	
8-5-322.2	Secondary Seal Requirements; Insertion of probes	<u>Y</u>	
8-5-322.5	Secondary Seal Requirements; Gap requirements for welded external floating roof tanks with seals installed after 9/4/1985	<u>Y</u>	
8-5-322.6	Secondary Seal Requirements; Extent of seal	<u>Y</u>	
8-5-328	Tank Degassing Requirements	N <u>Y</u>	
8-5-328.1	Tank Degassing Requirements; Tanks > 75 cubic meters	<u>N</u>	
8-5-328.2	Tank Degassing Requirements; Ozone Excess Day Prohibition	<u>Y</u>	
8-5-328.3	Tank Degassing Requirements; BAAQMD notification required	<u>N</u>	
8-5-331	Tank Cleaning Requirements	<u>N</u>	
8-5-331.1	Tank Cleaning Requirements; Cleaning material properties	<u>N</u>	
8-5-331.2	Tank Cleaning Requirements; Steam cleaning prohibition	<u>N</u>	
8-5-331.3	Tank Cleaning Requirements; Steam cleaning exceptions	<u>N</u>	
8-5-401	Inspection Requirements for External Floating Roof	N <u>Y</u>	
8-5-401.1	Inspection Requirements for External Floating Roof Tanks; Primary and Secondary Seal Inspections	<u>N</u>	
8-5-401.2	Inspection Requirements for External Floating Roof Tanks; Tank Fittings Inspections	<u>N</u>	
8-5-403	Inspection Requirements for Pressure Vacuum Valves	Y	
8-5-404	Inspection, Abatement Efficiency Determination, and Source Test Reports Certification	N <u>Y</u>	
8-5-405	Information Required	Y	
8-5-411	Enhanced Monitoring Program (Optional)	<u>N</u>	

**Table IV – BM Cluster 11F-201A
Source-specific Applicable Requirements
S701 – Tank A-701**

Applicable Requirement	Regulation Title or Description of Requirement	Federally Enforceable (Y/N)	Future Effective Date
8-5-411.3	Enhanced Monitoring Program (Optional); Performance requirements	<u>N</u>	
8-5-412	Monitoring of Leaking Pontoons	<u>N</u>	
8-5-501	Records	<u>N</u> ∅	
8-5-501.1	Records; Type and amounts of liquid, type of blanket gas, TVP - Retain 24 months	<u>Y</u>	
8-5-501.2	Records; Internal and External Floating Roof Tanks, Seal Replacement Records - Retain 10 years	<u>Y</u>	
8-5-501.3	Records; Retention	<u>N</u>	
8-5-602	Analysis of Samples, True Vapor Pressure	<u>Y</u>	
8-5-604	Determination of Applicability Based on True Vapor Pressure	<u>Y</u>	
8-5-605	Measurement of Leak Concentration and Residual Concentrations	<u>N</u>	
8-5-605.1	Measurement of Leak Concentration and Residual Concentrations; EPA Method 21 Instrument	<u>N</u>	
8-5-605.2	Measurement of Leak Concentration and Residual Concentrations; Test Methods	<u>N</u>	
8-5-606	Analysis of Samples, Tank Cleaning Agents	<u>N</u>	
8-5-606.1	Analysis of Samples, Tank Cleaning Agents; IBP	<u>N</u>	
8-5-606.2	Analysis of Samples, Tank Cleaning Agents; TVP	<u>N</u>	
8-5-606.3	Analysis of Samples, Tank Cleaning Agents; VOC	<u>N</u>	
8-5-502	Tank Degassing Annual Source Test Requirement	∅	
8-5-503	Portable Hydrocarbon Detector	∅	
SIP Regulation 8 Rule 5	Organic Compounds - Storage of Organic Liquids (06/05/2003)	-	
8-5-111	Limited Exemption, Tank Removal From and Return to Service	<u>Y</u>	
8-5-111.2	Limited Exemption, Tank Removal From and Return to Service, Tank in compliance prior to notification	<u>Y</u>	
8-5-111.5	Limited Exemption, Tank Removal From and Return to Service, Minimize emissions	<u>Y</u>	
8-5-111.6	Limited Exemption, Tank Removal From and Return to Service, Notice of completion not required	<u>Y</u>	
8-5-111.7	Limited Exemption, Tank Removal From and Return to Service, Satisfy requirements of 8-5-328	<u>Y</u>	
8-5-112	Limited Exemption, Tanks in Operation	<u>Y</u>	
8-5-112.2	Limited Exemption, Tanks in Operation, Tank in compliance prior to start of work. Certified per 8-5-404	<u>Y</u>	
8-5-112.4	Limited Exemption, Tanks in Operation, Not to exceed 7 days	<u>Y</u>	
8-5-117	Exemption, Low Vapor Pressure	<u>Y</u>	

**Table IV – ~~BM Cluster 11F-201A~~
Source-specific Applicable Requirements
S701 – Tank A-701**

Applicable Requirement	Regulation Title or Description of Requirement	Federally Enforceable (Y/N)	Future Effective Date
8-5-301	Storage Tank Control Requirements	Y	
8-5-304	Requirements for External Floating Roofs: Floating roof requirements	Y	
8-5-304.4	Requirements for External Floating Roofs: Floating roof requirements	Y	
8-5-320	Tank Fitting Requirements	Y	
8-5-320.2	Tank Fitting Requirements – Floating roof tanks, Gasketed covers, seals, lids – Projection below surface except p/v valves and vacuum breaker vents	Y	
8-5-320.3	Tank Fitting Requirements; Gasketed covers, seals, lids	Y	
8-5-320.5	Tank Fitting Requirements; Slotted sampling or gauging wells	Y	
8-5-320.5.2	Tank Fitting Requirements; Slotted sampling or gauging wells - cover, gasket, pole sleeve, pole wiper for EFR wells	Y	
8-5-321	Primary Seal Requirements	Y	
8-5-321.3	Primary Seal Requirements; Metallic-shoe-type seal requirements	Y	
8-5-322	Secondary Seal Requirements	Y	
8-5-328	Tank degassing requirements	Y	
8-5-328.1	Tank degassing requirements; Tanks > 75 cubic meters	Y	
8-5-328.1.2	Tank degassing requirements; Concentration of <10,000 ppm as methane after degassing	Y	
8-5-401	Inspection Requirements for External Floating Roof Tanks		
8-5-401.1	Inspection Requirements for External Floating Roof Tanks; Primary and Secondary Seal Inspections	Y	
8-5-401.2	Inspection Requirements for External Floating Roof Tanks; Tank Fittings Inspections	Y	
8-5-405	Report	Y	
8-5-405.1	Information required	Y	
8-5-405.2	Information required	Y	
8-5-405.3	Information required	Y	
8-5-501	Records	Y	
8-5-503	Portable Hydrocarbon Detector	Y	
40 CFR 63 Subpart G	NESHAPS for Source Categories: SOCMIHONG Requirements for tanks subject to 40 CFR 63 Subpart CC	-	
63.119	Storage Vessel Provisions--Reference Control Technology	Y	
63.119(a)	Storage Vessel Provisions -- Reference Control Technology	Y	
63.119(a)(1)	Storage Vessel Provisions -- Reference Control Technology--Group 1, TVP < 76.6 kPa (11psi)	Y	

**Table IV – ~~BM Cluster 11F-201A~~
Source-specific Applicable Requirements
S701 – Tank A-701**

Applicable Requirement	Regulation Title or Description of Requirement	Federally Enforceable (Y/N)	Future Effective Date
63.119(c)	Storage Vessel Provisions . Reference Control Technology-- External floating roof	Y -	
63.119(c)(1)	Storage Vessel Provisions . Reference Control Technology-- External floating roof seals	Y -	
63.119(c)(1)(i)	Storage Vessel Provisions . Reference Control Technology-- External floating roof double seals required	Y -	
63.119(c)(1)(i)	Storage Vessel Provisions . Reference Control Technology-- External floating roof primary seal requirements	Y -	
63.119(c)(1)(i)	Storage Vessel Provisions . Reference Control Technology-- External floating roof primary and secondary seal requirements	Y -	
63.119(c)(3)	Storage Vessel Provisions . Reference Control Technology-- External floating roof – roof must rest on liquid	Y -	
63.119(c)(3)(i)	Storage Vessel Provisions . Reference Control Technology-- External floating roof exception	Y -	
63.119(c)(3)(i)	Storage Vessel Provisions . Reference Control Technology-- External floating roof exception	Y -	
63.119(c)(3)(i)	Storage Vessel Provisions . Reference Control Technology-- External floating roof exception	Y -	
63.119(c)(4)	Storage Vessel Provisions . Reference Control Technology-- External Floating Roof Operations, when not floating	Y -	
63.120	Storage Vessel Provisions - Procedures To Determine Compliance.	Y -	
63.120(b)	Storage Vessel Provisions . Procedures to Determine Compliance-- Compliance Demonstration--External floating roof	Y -	
63.120(b)(1)	Storage Vessel Provisions . Procedures to Determine Compliance-- External FR seal gap measurement	Y -	
63.120(b)(1)(i)	Storage Vessel Provisions . Procedures to Determine Compliance-- External FR with double seals primary seal gap measurement	Y -	
63.120(b)(1)(i)	Storage Vessel Provisions . Procedures to Determine Compliance-- External FR with double seals secondary seal gap	Y -	
63.120(b)(1)(i)	Storage Vessel Provisions . Procedures to Determine Compliance-- External FR seal inspections prior to tank refill after service	Y -	
63.120(b)(1)(i)	Storage Vessel Provisions . Procedures to Determine Compliance-- External FR and seal gap determination methods	Y -	
63.120(b)(2)	Storage Vessel Provisions . Procedures to Determine Compliance-- External FR and seal gap determination methods	Y -	
63.120(b)(2)(i)	Storage Vessel Provisions . Procedures to Determine Compliance-- External FR and seal gap determination methods	Y -	

**Table IV – ~~BM Cluster 11F-201A~~
Source-specific Applicable Requirements
S701 – Tank A-701**

Applicable Requirement	Regulation Title or Description of Requirement	Federally Enforceable (Y/N)	Future Effective Date
63.120(b)(2)(i)	Storage Vessel Provisions . Procedures to Determine Compliance-- External FR with double seals secondary seal gap	Y -	
63.120(b)(2)(i)	Storage Vessel Provisions . Procedures to Determine Compliance-- External FR and seal gap determination methods	Y -	
63.120(b)(3)	Storage Vessel Provisions . Procedures to Determine Compliance-- External FR primary seal gap calculation method	Y -	
63.120(b)(4)	Storage Vessel Provisions . Procedures to Determine Compliance-- External FR secondary seal gap calculation method	Y -	
63.120(b)(5)	Storage Vessel Provisions . Procedures to Determine Compliance-- External FR primary seal requirements	Y -	
63.120(b)(5)(i)	Storage Vessel Provisions . Procedures to Determine Compliance-- External FR primary seal requirements metallic shoe	Y -	
63.120(b)(5)(i)	Storage Vessel Provisions . Procedures to Determine Compliance-- External FR primary seal, no holes	Y -	
63.120(b)(6)	Storage Vessel Provisions . Procedures to Determine Compliance-- External FR secondary seal requirements	Y -	
63.120(b)(6)(i)	Storage Vessel Provisions . Procedures to Determine Compliance-- External FR secondary seal location	Y -	
63.120(b)(6)(i)	Storage Vessel Provisions . Procedures to Determine Compliance-- External FR secondary seal, no holes	Y -	
63.120(b)(7)	Storage Vessel Provisions . Procedures to Determine Compliance-- External FR unsafe to perform seal measurements	Y -	
63.120(b)(7)(i)	Storage Vessel Provisions . Procedures to Determine Compliance-- External FR unsafe to perform seal measurements	Y -	
63.120(b)(7)(i)	Storage Vessel Provisions . Procedures to Determine Compliance-- External FR unsafe to perform seal measurements	Y -	
63.120(b)(8)	Storage Vessel Provisions -- Procedures to Determine Compliance External FR Repairs	Y -	
63.120(b)(9)	Storage Vessel Provisions -- Procedures to Determine Compliance External FR seal gap measurement 30 day notification	Y -	
63.120(b)(10)	Storage Vessel Provisions . Procedures to Determine Compliance-- External FR and seals visual inspection each time emptied	Y -	
63.120(b)(10) (i)	Storage Vessel Provisions . Procedures to Determine Compliance-- External FR and seal repairs [does not apply to gaskets slotted membranes, or sleeve seals for Group 1 Refinery MACT per 40 CFR 63.646(e)]	Y -	
63.120(b)(10) (ii)	Storage Vessel Provisions . Procedures to Determine Compliance-- External FR and seal inspections 30 day notification	Y -	

**Table IV – BM Cluster 11F-201A
Source-specific Applicable Requirements
S701 – Tank A-701**

Applicable Requirement	Regulation Title or Description of Requirement	Federally Enforceable (Y/N)	Future Effective Date
63.120(b)(10)(iii)	Storage Vessel Provisions . Procedures to Determine Compliance-- External FR and seal inspections -Notification for unplanned	<u>Y</u> -	
63.123	Storage Vessel Provisions--Recordkeeping.	<u>Y</u>	
63.123(a)	Storage Vessel Provisions . Recordkeeping--Group 1 and Group 2	<u>Y</u> -	
63.123(d)	Storage Vessel Provisions . Recordkeeping--Group 1 External floating Roof	<u>Y</u> -	
63.123(g)	Storage Vessel Provisions -- Recordkeeping, Extensions	<u>Y</u> -	
<i>Refinery</i> <i>MACT40 CFR</i> <i>63 Subpart CC</i>	NESHAP for <u>Source Categories - Petroleum Refineries (MACT) (06/03/2003)</u> <i>REQUIREMENTS FOR <u>RECORDKEEPING-ONLYMACT Group 1 Tanks</u></i>	<u>Y</u>	
63.640	Applicability	<u>Y</u>	
63.640(c)(2)	Applicability and Designation of Storage Vessels	<u>Y</u>	
63.641	Definitions:	<u>Y</u>	
63.646	Storage Vessel Provisions	<u>Y</u>	
63.646(a)	Storage Vessel Provisions--Group 1, Comply with Subpart G 63.119 through 63.121.	<u>Y</u>	
63.646(b)(1)	Storage Vessel Provisions--Determine stored liquid % OHAP for group determination	<u>Y</u>	
63.646(b)(2)	Storage Vessel Provisions--Determine stored liquid % OHAP- method 18 to resolve disputes	<u>Y</u>	
63.646(c)	Storage Vessel Provisions--40 CFR 63 exclusions for storage vessels – 63.119(b)(5); (b)(6); (c)(2); and (d)(2) are not applicable	<u>Y</u>	
63.646(d)	Storage Vessel Provisions—How to handle references in 40 CFR 63 Subpart G for storage vessels	<u>Y</u>	
63.646(e)	Storage Vessel Provisions--Compliance with inspection requirements of 63.120 of Subpart G for gaskets, slotted membranes, and sleeve seals	<u>Y</u>	
63.646(f)	Storage Vessel Provisions--Group 1 floating roof requirements	<u>Y</u>	
63.646(f)(1)	Storage Vessel Provisions--Group 1 floating roof requirements-- Cover or lid	<u>Y</u>	
63.646(f)(2)	Storage Vessel Provisions--Group 1 floating roof requirements--Rim space	<u>Y</u>	
63.646(f)(3)	Storage Vessel Provisions-Group 1 floating roof requirements-- Automatic bleeder vents	<u>Y</u>	
63.646(g)	Storage Vessel Provisions—Failure to perform inspections and monitoring required by this section shall constitute a violation of the applicable standard of this subpart.	<u>Y</u>	

**Table IV – BM Cluster 11F-201A
Source-specific Applicable Requirements
S701 – Tank A-701**

Applicable Requirement	Regulation Title or Description of Requirement	Federally Enforceable (Y/N)	Future Effective Date
63.646(h)	Storage Vessel Provisions—References in 63.119 through 63.121 to 63.122(g)(1), 63.151, and references to initial notification requirements do not apply	Y	
63.646(i)	Storage Vessel Provisions—References to the Notification of Compliance Status Report in 63.152(b) shall be replaced with 63.654(f).	Y	
63.646(k)	Storage Vessel Provisions—References to the Periodic Reports in 63.152(c) shall be replaced with 63.654(g).	Y	
63.646(l)	Storage Vessel Provisions--State or local permitting agency notification requirements	Y	
63.654	Reporting and Recordkeeping Requirements	Y	
63.654(f)	Reporting and Recordkeeping Requirements--Notice of compliance status report requirements	Y	
63.654(f)(1)(i)(A)	Reporting and Recordkeeping Requirements--Notice of compliance status report requirements--Reporting--storage vessels	Y	
63.654(f)(1)(i)(A)(1)	Reporting and Recordkeeping Requirements--Notice of compliance status report requirements--Reporting--storage vessels	Y	
63.654(g)(1)	Periodic Reporting and Recordkeeping Requirements--storage vessels	Y	
63.654(g)(3)	Periodic Reporting and Recordkeeping Requirements--storage vessels with external floating roofs	Y	
63.654(g)(3)(i)	Periodic Reporting and Recordkeeping Requirements--storage vessels with external floating roofs	Y	
63.654(g)(3)(i)(A)	Periodic Reporting and Recordkeeping Requirements--storage vessels with external floating roofs	Y	
63.654(g)(3)(i)(B)	Periodic Reporting and Recordkeeping Requirements--storage vessels with external floating roofs	Y	
63.654(g)(3)(i)(C)	Periodic Reporting and Recordkeeping Requirements--storage vessels with external floating roofs	Y	
63.654(g)(3)(i)(D)	Periodic Reporting and Recordkeeping Requirements--storage vessels with external floating roofs	Y	
63.654(g)(3)(i)i)	Periodic Reporting and Recordkeeping Requirements--storage vessels with external floating roofs	Y	
63.654(g)(3)(i)ii)	Periodic Reporting and Recordkeeping Requirements--storage vessels with external floating roofs	Y	
63.654(g)(3)(i)ii)(B)	Periodic Reporting and Recordkeeping Requirements--storage vessels with external floating roofs	Y	
63.654(h)(2)	Reporting and Recordkeeping Requirements--Other reports--Storage vessel notification of inspections.	Y	

**Table IV – ~~BM Cluster 11F-201A~~
Source-specific Applicable Requirements
S701 – Tank A-701**

Applicable Requirement	Regulation Title or Description of Requirement	Federally Enforceable (Y/N)	Future Effective Date
63.654(h)(2)(i)	Reporting and Recordkeeping Requirements--Other reports--Storage vessel notification of inspections.	Y	
63.654(h)(2)(i)(A)	Reporting and Recordkeeping Requirements--Other reports--Storage vessel notification of inspections.	Y	
63.654(h)(2)(i)(B)	Reporting and Recordkeeping Requirements--Other reports--Storage vessel notification of inspections.	Y	
63.654(h)(2)(i)(C)	Reporting and Recordkeeping Requirements--Other reports--Storage vessel notification of inspections.	Y	
63.654(h)(2)(i)	Reporting and Recordkeeping Requirements--Other reports--Storage vessel notification of external floating roof tank seal gap inspections.	Y	
63.654(h)(6)	Reporting and Recordkeeping Requirements--Other reports--Determination of Applicability	Y	
63.654(h)(6)(i)	Reporting and Recordkeeping Requirements--Other reports--Determination of Applicability	Y	
63.654(i)(1)	Reporting and Recordkeeping Requirements--Recordkeeping for storage vessels	Y	
63.654(i)(1)(i)	Reporting and Recordkeeping Requirements--Recordkeeping for storage vessels	Y	
63.654(i)(1)(i)	Reporting and Recordkeeping Requirements--Recordkeeping for Group 2 storage vessels	Y	
63.654(i)(4)	Reporting and Recordkeeping Requirements—Record retention	Y	
63.642(e)	General recordkeeping requirements: Time period for keeping records, unless specified otherwise.	Y	
	63.642(e) & 63.654(i)(4) keep all other records 5 years, retrievable within 24 hr		
	General recordkeeping requirements: Keep all reports and notification for the specified period of time.	Y	
	63.642(e) & 63.654(i)(4) required		
63.654(i)	Applicability records: Time period for keeping records of applicability determination, unless specified otherwise.	Y	
	63.654(i)(1) 63.123(a) Keep record readily accessible for the service life of the tank		
	Applicability records: Records of dimensions & capacity required for nonexempt tanks?	Y	
	63.654(i)(1) 63.646(a)&63.119(a)(3) 63.123(a) Required Keep record readily accessible for service life of the tank *		

Table IV – ~~BM Cluster 11F-201A~~
Source-specific Applicable Requirements
S701 – Tank A-701

Applicable Requirement	Regulation Title or Description of Requirement	Federally Enforceable (Y/N)	Future Effective Date
	Applicability records: Additional recordkeeping requirements for certain tanks.	63.654(i)(1)(iv) determination of HAP content Keep record readily accessible for service life of the tank	Y
BAAQMD Condition # 11897	Permit Conditions		
Part 1	Design specifications (basis: Reg. 8-5, cumulative increase)	Y	
Part 2	Requirement to notify the District regarding tank seals (basis: Reg. 8-5, cumulative increase)	Y	
BAAQMD Condition # 19528			
Part 1	Throughput limit (basis: Regulation 2-1-234.3, Regulation 2-1-403 Regulation 2-6-503)	Y	

Table IV – ~~BN Cluster 12 – Out-Of-Service~~
Source-specific Applicable Requirements
S499 – Tank A-499, S510 – Tank A-510

Applicable Requirement	Regulation Title or Description of Requirement	Federally Enforceable (Y/N)	Future Effective Date
BAAQMD Reg 8 Rule 5	Organic Compounds – STORAGE OF ORGANIC LIQUIDS (11/27/02)		
8-5-111	Limited Exemption, Tank Removal From and Return to Service	Y	
8-5-111.1	Limited Exemption, Tank Removal From and Return to Service; Notice to the APCO	Y	
8-5-111.1.1	Limited Exemption, Tank Removal From and Return to Service; Notice to the APCO; 3 day prior notification	Y	
8-5-111.1.2	Limited Exemption, Tank Removal From and Return to Service; Notice to the APCO; Telephone notification	Y	
8-5-111.2	Limited Exemption, Tank Removal From and Return to Service; Compliance before notification	Y	
8-5-111.5	Limited Exemption, Tank Removal From and Return to Service; Minimization of emissions	Y	
8-5-111.6	Limited Exemption, Tank Removal From and Return to Service; Written notice of completion not required	Y	

**Table IV—BN Cluster 12—Out-Of-Service
Source-specific Applicable Requirements
S499—Tank A-499, S510—Tank A-510**

Applicable Requirement	Regulation Title or Description of Requirement	Federally Enforceable (Y/N)	Future Effective Date
8-5-111.7	Limited Exemption, Tank Removal From and Return to Service; Compliance with Section 8-5-328	Y	
8-5-112	Limited Exemption, Tanks in Operation	Y	
8-5-112.1	Limited Exemption, Tanks in Operation; Notice to the APCO	Y	
8-5-112.1.1	Limited Exemption, Tanks in Operation; Notice to the APCO; 3-day prior notification	Y	
8-5-112.1.2	Limited Exemption, Tanks in Operation; Notice to the APCO; Telephone notification	Y	
8-5-112.2	Limited Exemption, Tanks in Operation; Compliance and certification before commencement of work	Y	
8-5-112.3	Limited Exemption, Tanks in Operation; No product movement; minimization of emissions	Y	
8-5-112.4	Limited Exemption, Tanks in Operation; Exemption does not exceed 7 days	Y	
8-5-301	Storage Tank Control Requirements	Y	
8-5-302	Requirements for Submerged Fill Pipes	Y	
8-5-303	Requirements for Pressure Vacuum Valve	Y	
8-5-305	Requirements for Internal Floating Roofs	Y	
8-5-320	Tank Fitting Requirements	Y	
8-5-321	Primary Seal Requirements	Y	
8-5-322	Secondary Seal Requirements	Y	
8-5-328	Tank Degassing Requirements	Y	
8-5-402	Inspection Requirements for Internal Floating Roof	Y	
8-5-403	Inspection Requirements for Pressure Vacuum Valves	Y	
8-5-404	Certification	Y	
8-5-405	Information Required	Y	
8-5-501	Records	Y	
8-5-502	Tank Degassing Annual Source Test Requirement	Y	
8-5-503	Portable Hydrocarbon Detector	Y	
Refinery MACT	NESHAP for Petroleum Refineries		
	REQUIREMENTS FOR RECORDKEEPING ONLY	Y	
63.642(e)	General recordkeeping requirements: Time period for keeping records, unless specified otherwise.	63.642(e) & 63.654(i)(4) keep all other records 5 years, retrievable within 24 hr	Y
	General recordkeeping requirements: Keep all reports and notification for the specified period of time.	63.642(e) & 63.654(i)(4) required	Y

**Table IV – BN Cluster 12 – Out-Of-Service
Source-specific Applicable Requirements
S499 – Tank A-499, S510 – Tank A-510**

Applicable Requirement	Regulation Title or Description of Requirement	Federally Enforceable (Y/N)	Future Effective Date
63.654(i)	Applicability records: Time period for keeping records of applicability determination, unless specified otherwise.	63.654(i)(1) 63.123(a) Keep record readily accessible for the service life of the tank	Y
	Applicability records: Records of dimensions & capacity required for nonexempt tanks?	63.654(i)(1) 63.646(a)&63.119(a)(3) 63.123(a) Required Keep record readily accessible for service life of the tank *	Y
	Applicability records: Additional recordkeeping requirements for certain tanks.	63.654(i)(1)(iv) determination of HAP content Keep record readily accessible for service life of the tank	Y

**Table IV – BO Cluster 13F-401B
Source-specific Applicable Requirements
S603 – Tank A-603, S691 – Tank A-691, S714 – Tank A-714**

Applicable Requirement	Regulation Title or Description of Requirement	Federally Enforceable (Y/N)	Future Effective Date
BAAQMD Reg 8 Rule 5	Organic Compounds – STORAGE OF ORGANIC LIQUIDS (11/27/02 10/18/2006)		
8-5-100	<u>General</u>	Y	
8-5-101	<u>Description</u>	Y	
8-5-111	Limited Exemption, Tank Removal From and Return to Service	NY	
8-5-111.1	Limited Exemption, Tank Removal From and Return to Service; Notice to the APCO	Y	
8-5-111.1.1	Limited Exemption, Tank Removal From and Return to Service; Notice to the APCO; 3 day prior notification	Y	
8-5-111.1.2	Limited Exemption, Tank Removal From and Return to Service; Notice to the APCO; Telephone notification	Y	
8-5-111.2	Limited Exemption, Tank Removal From and Return to Service; Compliance before notification	NY	
8-5-111.4	Limited Exemption, Tank Removal From and Return to Service; Use of vapor recovery	Y	
8-5-111.5	Limited Exemption, Tank Removal From and Return to Service; Minimization of emissions	NY	

Table IV – ~~BO Cluster 13F-401B~~
Source-specific Applicable Requirements
S603 – Tank A-603, ~~S691 – Tank A-691, S714 – Tank A-714~~

Applicable Requirement	Regulation Title or Description of Requirement	Federally Enforceable (Y/N)	Future Effective Date
8-5-111.6	Limited Exemption, Tank Removal From and Return to Service; Written notice of completion not required	N Y	
8-5-111.7	Limited Exemption, Tank Removal From and Return to Service; Compliance with Section 8-5-328	Y	
8-5-112	Limited Exemption, <u>Preventative Maintenance and Inspection of</u> Tanks in Operation	N Y	
8-5-112.1	Limited Exemption, <u>Preventative Maintenance and Inspection of</u> Tanks in Operation; Notice to the APCO	Y	
8-5-112.1.1	Limited Exemption, <u>Preventative Maintenance and Inspection of</u> Tanks in Operation; Notice to the APCO; 3 day prior notification	Y	
8-5-112.1.2	Limited Exemption, <u>Preventative Maintenance and Inspection of</u> Tanks in Operation; Notice to the APCO; Telephone notification	Y	
8-5-112.2	Limited Exemption, <u>Preventative Maintenance and Inspection of</u> Tanks in Operation; Compliance and certification before commencement of work	N Y	
8-5-112.3	Limited Exemption, <u>Preventative Maintenance and Inspection of</u> Tanks in Operation; No product movement; minimization of emissions	Y	
8-5-112.4	Limited Exemption, <u>Preventative Maintenance and Inspection of</u> Tanks in Operation; Exemption does not exceed 7 days	N Y	
8-5-112.5	Limited Exemption, Preventative Maintenance and Inspection of Tanks in Operation; Self report if out of compliance during exemption period	N	
8-5-112.6	Limited Exemption, Preventative Maintenance and Inspection of Tanks in Operation; Keep records for each exemption	N	
8-5-112.6.1	Limited Exemption, Preventative Maintenance and Inspection of Tanks in Operation; Keep records for each exemption	N	
8-5-112.6.2	Limited Exemption, Preventative Maintenance and Inspection of Tanks in Operation; Keep records for each exemption	N	
8-5-112.6.3	Limited Exemption, Preventative Maintenance and Inspection of Tanks in Operation; Keep records for each exemption	N	
8-5-112.6.4	Limited Exemption, Preventative Maintenance and Inspection of Tanks in Operation; Keep records for each exemption	N	
8-5-117	Limited Exemption, Low Vapor Pressure	N	
8-5-118	Limited Exemption, Gas Tight Requirements	N	
8-5-119	Limited Exemption, Repair Period - Optional	N	
8-5-119.1	Limited Exemption, Repair Period - Optional	N	
8-5-119.2	Limited Exemption, Repair Period - Optional	N	
8-5-119.3	Limited Exemption, Repair Period - Optional	N	
8-5-301	Storage Tank Control Requirements	N Y	
8-5-302	Requirements for Submerged Fill Pipes	Y	

**Table IV – ~~BO Cluster 13F-401B~~
Source-specific Applicable Requirements
S603 – Tank A-603, ~~S691 – Tank A-691, S714 – Tank A-714~~**

Applicable Requirement	Regulation Title or Description of Requirement	Federally Enforceable (Y/N)	Future Effective Date
8-5-303	Requirements for Pressure Vacuum Valve	N	
8-5-303.1	Requirements for Pressure Vacuum Valves; Set pressure	<u>N</u>	
8-5-303.2	Requirements for Pressure Vacuum Valves; Gas tight requirement or abatement	<u>N</u>	
8-5-306	Requirements for Approved Emission Control Systems	N	
8-5-306.1	Requirements for Approved Emission Control Systems: Abatement efficiency >= 95%	<u>N</u>	
8-5-328	Tank Degassing Requirements	N	
8-5-328.1	Tank Degassing Requirements; Tanks > 75 cubic meters	<u>N</u>	
8-5-328.2	Tank Degassing Requirements; Ozone Excess Day Prohibition	<u>Y</u>	
8-5-328.3	Tank Degassing Requirements; BAAQMD notification required	<u>N</u>	
8-5-331	Tank Cleaning Requirements	<u>N</u>	
8-5-331.1	Tank Cleaning Requirements; Cleaning material properties	<u>N</u>	
8-5-331.2	Tank Cleaning Requirements; Steam cleaning prohibition	<u>N</u>	
8-5-331.3	Tank Cleaning Requirements; Steam cleaning exceptions	<u>N</u>	
8-5-403	Inspection Requirements for Pressure Vacuum Valves Relief Devices	N	
8-5-403.1	Inspection Requirements for Pressure Relief Devices; pressure vacuum valves	<u>N</u>	
8-5-403.2	Inspection Requirements for Pressure Relief Devices; PRDs except pressure vacuum valves	<u>N</u>	
8-5-404	Inspection, Abatement Efficiency Determination, and Source Test Reports Certification	N	
8-5-405	Information Required	Y	
8-5-411	Enhanced Monitoring Program (Optional)	<u>N</u>	
8-5-411.3	Enhanced Monitoring Program (Optional); Performance requirements	<u>N</u>	
8-5-501	Records	<u>Y</u>	
8-5-501.1	Records; Type and amounts of liquid, type of blanket gas, TVP - Retain 24 months	<u>Y</u>	
8-5-501.3	Records; Retention	<u>N</u>	
8-5-501.4	Records; New PV setpoints	<u>N</u>	
8-5-502	Source Test Requirements and exemption for sources vented to fuel gas	<u>N</u>	
8-5-602	Analysis of Samples, True Vapor Pressure	<u>Y</u>	
8-5-604	Determination of Applicability Based on True Vapor Pressure	<u>Y</u>	
8-5-605	Measurement of Leak Concentration and Residual Concentrations	<u>N</u>	
8-5-605.1	Measurement of Leak Concentration and Residual Concentrations; EPA Method 21 Instrument	<u>N</u>	

Table IV – ~~BO Cluster 13F-401B~~
Source-specific Applicable Requirements
S603 – Tank A-603, ~~S691 – Tank A-691, S714 – Tank A-714~~

Applicable Requirement	Regulation Title or Description of Requirement	Federally Enforceable (Y/N)	Future Effective Date
8-5-605.2	Measurement of Leak Concentration and Residual Concentrations; Test Methods	N	
8-5-606	Analysis of Samples, Tank Cleaning Agents	N	
8-5-606.1	Analysis of Samples, Tank Cleaning Agents; IBP	N	
8-5-606.2	Analysis of Samples, Tank Cleaning Agents; TVP	N	
8-5-606.3	Analysis of Samples, Tank Cleaning Agents; VOC	N	
8-5-502	Tank Degassing Annual Source Test Requirement	N	
8-5-503	Portable Hydrocarbon Detector	N	
SIP Regulation 8 Rule 5	Organic Compounds - Storage of Organic Liquids (06/05/2003)	-	
8-5-111	Limited Exemption, Tank Removal From and Return to Service	Y	
8-5-111.2	Limited Exemption, Tank Removal From and Return to Service, Tank in compliance prior to notification	Y	
8-5-111.5	Limited Exemption, Tank Removal From and Return to Service, Minimize emissions	Y	
8-5-111.6	Limited Exemption, Tank Removal From and Return to Service, Notice of completion not required	Y	
8-5-111.7	Limited Exemption, Tank Removal From and Return to Service, Satisfy requirements of 8-5-328	Y	
8-5-112	Limited Exemption, Tanks in Operation	Y	
8-5-112.2	Limited Exemption, Tanks in Operation, Tank in compliance prior to start of work. Certified per 8-5-404	Y	
8-5-112.4	Limited Exemption, Tanks in Operation, Not to exceed 7 days	Y	
8-5-117	Exemption, Low Vapor Pressure	Y	
8-5-301	Storage Tank Control Requirements	Y	
8-5-303	Requirements for Pressure Vacuum Valves	Y	
8-5-303.1	Requirements for Pressure Vacuum Valves	Y	
8-5-303.2	Requirements for Pressure Vacuum Valves	Y	
8-5-306	Requirements for Approved Emission Control Systems	Y	
8-5-328	Tank degassing requirements	Y	
8-5-328.1	Tank degassing requirements; Tanks > 75 cubic meters	Y	
8-5-328.1.2	Tank degassing requirements; Concentration of <10,000 ppm as methane after degassing	Y	
8-5-403	Inspection Requirements for Pressure Vacuum Valves	Y	
8-5-404	Certification	Y	
8-5-405	Report	Y	
8-5-405.1	Information required	Y	
8-5-405.2	Information required	Y	

Table IV – ~~BO Cluster 13F-401B~~
Source-specific Applicable Requirements
S603 – Tank A-603, ~~S691 – Tank A-691, S714 – Tank A-714~~

Applicable Requirement	Regulation Title or Description of Requirement	Federally Enforceable (Y/N)	Future Effective Date
8-5-405.3	Information required	Y	
8-5-501	Records	Y	
8-5-503	Portable Hydrocarbon Detector	Y	
8-5-603	Determination of Emissions	Y	
8-5-603.1	Determination of Emissions; Method to test emission control system (8-5-306)	Y	
8-5-605	Pressure-Vacuum Valve Gas Tight Determination	Y	
BAAQMD Regulation 11, Rule 12	Hazardous Pollutants - National Emission Standard for Benzene Emissions From Benzene Transfer Operations and Benzene Waste Operations (Adopted 07/18/1990; Subpart FF last amended 01/05/1994)	Y	
<i>Refinery MACT40 CFR 63 Subpart CC</i>	NESHAP for Source Categories - Petroleum Refineries (MACT) (06/03/2003) <i>REQUIREMENTS FOR RECORDKEEPING ONLYExempt – Vented to Refinery Fuel Gas System</i>	N	
63.640	Applicability	Y	
63.640(c)(3)	Wastewater streams and treatment operations associated with petroleum refining process units meeting the criteria of section 63.640(a)	Y	
63.640(d)(5)	Exclusion for emission points routed to fuel gas system	Y	
40 CFR 61 Subpart FF	NESHAPS – Benzene Waste Operations (12/04/2003)		
61.340	Applicability	Y	
61.340(a)	Applicability: Petroleum Refineries	Y	
61.340(d)	Exemption: gaseous stream from a waste management unit, treatment process, or wastewater treatment system routed to a fuel gas system are exempt from Subpart FF	Y	
61.343	Standards: Tanks	Y	
61.343(a)	Standards: Tanks: Benzene-containing wastes, comply with (a)(1) or (a)(2)	Y	
61.343(a)(1)	The owner or operator shall install, operate, and maintain a fixed-roof and closed-vent system that routes all organic vapors vented from the tank to a control device.	Y	
61.343(a)(1)(i)(A)	Standards: Tanks---No detectable emissions >= 500 ppmv; annual inspection	Y	
61.343(a)(1)(i)(B)	Standards: Tanks; Fixed Roof--No openings	Y	
61.343(a)(1)(i)(i)	Standards: Tanks; Closed-vent systems and control device are subject to 61.349	Y	

Table IV – ~~BO Cluster 13F-401B~~
Source-specific Applicable Requirements
S603 – Tank A-603, ~~S691 – Tank A-691, S714 – Tank A-714~~

Applicable Requirement	Regulation Title or Description of Requirement	Federally Enforceable (Y/N)	Future Effective Date
61.343(c)	Standards: Tanks; Fixed roof quarterly inspection	Y	
61.343(d)	Standards: Tanks; Fixed roof repairs	Y	
61.349	Standards: Closed-Vent Systems and Control Devices	Y	
61.349(a)	Standards: Closed-Vent Systems and Control Devices; Applicability	Y	
61.349(a)(1)(i)	Standards: Closed-Vent Systems and Control Devices-Closed vent systems---No detectable emissions >= 500 ppmv; annual inspection	Y	
61.349(a)(1)(i) i)(B)	Car-sealed valves on bypass lines in closed-vent system	Y	
61.349(a)(1)(i) ii)	Gauging/sampling devices are gas-tight	Y	
61.349(a)(1)(i) v)	Safety valve provisions	Y	
61.349(a)(2)(i) i)	Controlled by vapor recovery: 95% VOC or 98% benzene control	Y	
61.349(a)(2)(i) ii)	A flare shall comply with the requirements of 40 CFR 60.18	Y	
61.349(b)	Operated at all times.	Y	
61.349(c)(1)	Demonstrate efficiency required in 61.349(a)(2)	Y	
61.349(e)	Standards: Closed-Vent Systems and Control Devices; Control Device Performance Demonstration--Administrator-specified methods	Y	
61.349(f)	Visually inspect for leaks quarterly	Y	
61.349(g)	Repair leaks: 5 days for first attempt; 15 days for complete repair	Y	
61.349(h)	Monitor per 61.354(c)	Y	
61.354	Monitoring of Operations	Y	
61.354(c)	Monitoring of Operations; Closed-vent systems and control devices--Continuously monitor control device operation	Y	
61.354(c)(3)	Monitoring of Operations; Closed-vent systems and control devices--For a flare, a monitoring device in accordance with 40 CFR 60.18(f)(2) equipped with a continuous recorder.	Y	
61.354(f)(1)	Visually inspect carseal/valve positions monthly	Y	
61.356	Recordkeeping Requirements	Y	
61.356(i)	Recordkeeping Requirements: Control device	Y	
61.356(i)(3)(i)	Recordkeeping Requirements: Control device – periods and duration when any valve car-seal required under 61.349(a)(1)(ii) is broken or the bypass line valve position has changed.	Y	

Table IV – ~~BO Cluster 13F-401B~~
Source-specific Applicable Requirements
S603 – Tank A-603, ~~S691 – Tank A-691, S714 – Tank A-714~~

Applicable Requirement	Regulation Title or Description of Requirement	Federally Enforceable (Y/N)	Future Effective Date
61.356(j)(7)	Recordkeeping Requirements: Control device - If a flare is used, then the owner or operator shall maintain continuous records of the flare pilot flame monitoring and records of all periods during which the pilot flame is absent.	Y	
63.642(e)	General recordkeeping requirements: Time period for keeping records, unless specified otherwise.	Y	
	63.642(e) & 63.654(i)(4) keep all other records 5 years, retrievable within 24 hr		
	General recordkeeping requirements: Keep all reports and notification for the specified period of time.	Y	
63.654(i)	Applicability records: Time period for keeping records of applicability determination, unless specified otherwise.	Y	
	63.654(i)(1) 63.123(a) Keep record readily accessible for the service life of the tank		
	Applicability records: Records of dimensions & capacity required for nonexempt tanks?	Y	
	63.654(i)(1) 63.646(a)&63.119(a)(3) 63.123(a) Required Keep record readily accessible for service life of the tank *		
	Applicability records: Additional recordkeeping requirements for certain tanks.	Y	
	63.654(i)(1)(iv) determination of HAP content Keep record readily accessible for service life of the tank		
BAAQMD Condition # 8538	Permit Conditions for S714		
Part 1	Requirement for abatement (basis: cumulative increase)	Y	
Part 2	Leak limits, inspection and maintenance of fugitive devices (basis: Reg. 8-18, Reg. 8-25, Reg. 8-28)	Y	
Part 3	Requirement to vent pressure relief valves to flare gas recovery system (basis: Reg. 8-28)	Y	
BAAQMD Condition # 19528			
Part 1	Throughput limit (basis: Regulation 2-1-234.3, Regulation 2-1-403 Regulation 2-6-503)	Y	
BAAQMD Condition 20153	For S603		

Table IV – ~~BO Cluster 13F-401B~~
Source-specific Applicable Requirements
S603 – Tank A-603, ~~S691 – Tank A-691, S714 – Tank A-714~~

Applicable Requirement	Regulation Title or Description of Requirement	Federally Enforceable (Y/N)	Future Effective Date
Part 6	Monitoring requirements for control device [ERROR]	Y	

Table IV – ~~BO Cluster 13F-401A~~
Source-specific Applicable Requirements
~~S603 – Tank A-603, S691 – Tank A-691, S714 – Tank A-714~~

Applicable Requirement	Regulation Title or Description of Requirement	Federally Enforceable (Y/N)	Future Effective Date
BAAQMD Reg 8 Rule 5	Organic Compounds – STORAGE OF ORGANIC LIQUIDS (10/18/2006)		
8-5-100	General	Y	
8-5-101	Description	Y	
8-5-111	Limited Exemption, Tank Removal From and Return to Service	N	
8-5-111.1	Limited Exemption, Tank Removal From and Return to Service; Notice to the APCO	Y	
8-5-111.1.1	Limited Exemption, Tank Removal From and Return to Service; Notice to the APCO; 3 day prior notification	Y	
8-5-111.1.2	Limited Exemption, Tank Removal From and Return to Service; Notice to the APCO; Telephone notification	Y	
8-5-111.2	Limited Exemption, Tank Removal From and Return to Service; Compliance before notification	N	
8-5-111.4	Limited Exemption, Tank Removal From and Return to Service; Use of vapor recovery	Y	
8-5-111.5	Limited Exemption, Tank Removal From and Return to Service; Minimization of emissions	N	
8-5-111.6	Limited Exemption, Tank Removal From and Return to Service; Written notice of completion not required	N	
8-5-112	Limited Exemption, Preventative Maintenance and Inspection of Tanks in Operation	N	
8-5-112.1	Limited Exemption, Preventative Maintenance and Inspection of Tanks in Operation; Notice to the APCO	Y	
8-5-112.1.1	Limited Exemption, Preventative Maintenance and Inspection of Tanks in Operation; Notice to the APCO; 3 day prior notification	Y	
8-5-112.1.2	Limited Exemption, Preventative Maintenance and Inspection of Tanks in Operation; Notice to the APCO; Telephone notification	Y	

Table IV – ~~BO Cluster 13F-401A~~
Source-specific Applicable Requirements
~~S603 – Tank A-603, S691 – Tank A-691, S714 – Tank A-714~~

Applicable Requirement	Regulation Title or Description of Requirement	Federally Enforceable (Y/N)	Future Effective Date
8-5-112.2	Limited Exemption, Preventative Maintenance and Inspection of Tanks in Operation; Compliance and certification before commencement of work	N	
8-5-112.3	Limited Exemption, Preventative Maintenance and Inspection of Tanks in Operation; No product movement; minimization of emissions	Y	
8-5-112.4	Limited Exemption, Preventative Maintenance and Inspection of Tanks in Operation; Exemption does not exceed 7 days	N	
8-5-112.5	Limited Exemption, Preventative Maintenance and Inspection of Tanks in Operation; Self report if out of compliance during exemption period	N	
8-5-112.6	Limited Exemption, Preventative Maintenance and Inspection of Tanks in Operation; Keep records for each exemption	N	
8-5-112.6.1	Limited Exemption, Preventative Maintenance and Inspection of Tanks in Operation; Keep records for each exemption	N	
8-5-112.6.2	Limited Exemption, Preventative Maintenance and Inspection of Tanks in Operation; Keep records for each exemption	N	
8-5-112.6.3	Limited Exemption, Preventative Maintenance and Inspection of Tanks in Operation; Keep records for each exemption	N	
8-5-112.6.4	Limited Exemption, Preventative Maintenance and Inspection of Tanks in Operation; Keep records for each exemption	N	
8-5-117	Limited Exemption, Low Vapor Pressure	N	
8-5-118	Limited Exemption, Gas Tight Requirements	N	
8-5-119	Limited Exemption, Repair Period - Optional	N	
8-5-119.1	Limited Exemption, Repair Period - Optional	N	
8-5-119.2	Limited Exemption, Repair Period - Optional	N	
8-5-119.3	Limited Exemption, Repair Period - Optional	N	
8-5-301	Storage Tank Control Requirements	N	
8-5-303	Requirements for Pressure Vacuum Valve	N	
8-5-303.1	Requirements for Pressure Vacuum Valves; Set pressure	N	
8-5-303.2	Requirements for Pressure Vacuum Valves; Gas tight requirement or abatement	N	
8-5-306	Requirements for Approved Emission Control Systems	N	
8-5-306.1	Requirements for Approved Emission Control Systems: Abatement efficiency >= 95%	N	
8-5-328	Tank Degassing Requirements	N	
8-5-328.1	Tank Degassing Requirements; Tanks > 75 cubic meters	N	
8-5-328.2	Tank Degassing Requirements; Ozone Excess Day Prohibition	Y	
8-5-328.3	Tank Degassing Requirements; BAAQMD notification required	N	
8-5-331	Tank Cleaning Requirements	N	
8-5-331.1	Tank Cleaning Requirements; Cleaning material properties	N	

Table IV – ~~BO Cluster 13F-401A~~
Source-specific Applicable Requirements
~~S603 – Tank A-603, S691 – Tank A-691, S714 – Tank A-714~~

Applicable Requirement	Regulation Title or Description of Requirement	Federally Enforceable (Y/N)	Future Effective Date
8-5-331.2	Tank Cleaning Requirements; Steam cleaning prohibition	N	
8-5-331.3	Tank Cleaning Requirements; Steam cleaning exceptions	N	
8-5-403	Inspection Requirements for Pressure Relief Devices	N	
8-5-403.1	Inspection Requirements for Pressure Relief Devices; pressure vacuum valves	N	
8-5-403.2	Inspection Requirements for Pressure Relief Devices; PRDs except pressure vacuum valves	N	
8-5-404	Inspection, Abatement Efficiency Determination, and Source Test Reports	N	
8-5-411	Enhanced Monitoring Program (Optional)	N	
8-5-411.3	Enhanced Monitoring Program (Optional); Performance requirements	N	
8-5-501	Records	Y	
8-5-501.1	Records; Type and amounts of liquid, type of blanket gas, TVP - Retain 24 months	Y	
8-5-501.3	Records; Retention	N	
8-5-501.4	Records; New PV setpoints	N	
8-5-502	Source Test Requirements and exemption for sources vented to fuel gas	N	
8-5-602	Analysis of Samples, True Vapor Pressure	Y	
8-5-604	Determination of Applicability Based on True Vapor Pressure	Y	
8-5-605	Measurement of Leak Concentration and Residual Concentrations	N	
8-5-605.1	Measurement of Leak Concentration and Residual Concentrations; EPA Method 21 Instrument	N	
8-5-605.2	Measurement of Leak Concentration and Residual Concentrations; Test Methods	N	
8-5-606	Analysis of Samples, Tank Cleaning Agents	N	
8-5-606.1	Analysis of Samples, Tank Cleaning Agents; IBP	N	
8-5-606.2	Analysis of Samples, Tank Cleaning Agents; TVP	N	
8-5-606.3	Analysis of Samples, Tank Cleaning Agents; VOC	N	
SIP Regulation 8 Rule 5	Organic Compounds - Storage of Organic Liquids (06/05/2003)	-	
8-5-111	Limited Exemption, Tank Removal From and Return to Service	Y	
8-5-111.2	Limited Exemption, Tank Removal From and Return to Service, Tank in compliance prior to notification	Y	
8-5-111.5	Limited Exemption, Tank Removal From and Return to Service, Minimize emissions	Y	

Table IV – ~~BO Cluster 13F-401A~~
Source-specific Applicable Requirements
~~S603 – Tank A-603, S691 – Tank A-691, S714 – Tank A-714~~

Applicable Requirement	Regulation Title or Description of Requirement	Federally Enforceable (Y/N)	Future Effective Date
8-5-111.6	Limited Exemption, Tank Removal From and Return to Service, Notice of completion not required	Y	
8-5-111.7	Limited Exemption, Tank Removal From and Return to Service, Satisfy requirements of 8-5-328	Y	
8-5-112	Limited Exemption, Tanks in Operation	Y	
8-5-112.2	Limited Exemption, Tanks in Operation, Tank in compliance prior to start of work. Certified per 8-5-404	Y	
8-5-112.4	Limited Exemption, Tanks in Operation, Not to exceed 7 days	Y	
8-5-117	Exemption, Low Vapor Pressure	Y	
8-5-301	Storage Tank Control Requirements	Y	
8-5-303	Requirements for Pressure Vacuum Valves	Y	
8-5-303.1	Requirements for Pressure Vacuum Valves	Y	
8-5-303.2	Requirements for Pressure Vacuum Valves	Y	
8-5-306	Requirements for Approved Emission Control Systems	Y	
8-5-328	Tank degassing requirements	Y	
8-5-328.1	Tank degassing requirements; Tanks > 75 cubic meters	Y	
8-5-328.1.2	Tank degassing requirements; Concentration of <10,000 ppm as methane after degassing	Y	
8-5-403	Inspection Requirements for Pressure Vacuum Valves	Y	
8-5-404	Certification	Y	
8-5-405	Report	Y	
8-5-405.1	Information required	Y	
8-5-405.2	Information required	Y	
8-5-405.3	Information required	Y	
8-5-501	Records	Y	
8-5-503	Portable Hydrocarbon Detector	Y	
8-5-603	Determination of Emissions	Y	
8-5-603.1	Determination of Emissions; Method to test emission control system (8-5-306)	Y	
8-5-605	Pressure-Vacuum Valve Gas Tight Determination	Y	
BAAQMD Reg 8 Rule 5	Organic Compounds – STORAGE OF ORGANIC LIQUIDS (11/27/02)		
8-5-111	Limited Exemption, Tank Removal From and Return to Service	Y	
8-5-111.1	Limited Exemption, Tank Removal From and Return to Service; Notice to the APCO	Y	
8-5-111.1.1	Limited Exemption, Tank Removal From and Return to Service; Notice to the APCO; 3 day prior notification	Y	

Table IV – ~~BO Cluster 13F-401A~~
Source-specific Applicable Requirements
~~S603 – Tank A-603, S691 – Tank A-691, S714 – Tank A-714~~

Applicable Requirement	Regulation Title or Description of Requirement	Federally Enforceable (Y/N)	Future Effective Date
8-5-111.1.2	Limited Exemption, Tank Removal From and Return to Service; Notice to the APCO; Telephone notification	Y	
8-5-111.2	Limited Exemption, Tank Removal From and Return to Service; Compliance before notification	Y	
8-5-111.4	Limited Exemption, Tank Removal From and Return to Service; Use of vapor recovery	Y	
8-5-111.5	Limited Exemption, Tank Removal From and Return to Service; Minimization of emissions	Y	
8-5-111.6	Limited Exemption, Tank Removal From and Return to Service; Written notice of completion not required	Y	
8-5-111.7	Limited Exemption, Tank Removal From and Return to Service; Compliance with Section 8-5-328	Y	
8-5-112	Limited Exemption, Tanks in Operation	Y	
8-5-112.1	Limited Exemption, Tanks in Operation; Notice to the APCO	Y	
8-5-112.1.1	Limited Exemption, Tanks in Operation; Notice to the APCO; 3 day prior notification	Y	
8-5-112.1.2	Limited Exemption, Tanks in Operation; Notice to the APCO; Telephone notification	Y	
8-5-112.2	Limited Exemption, Tanks in Operation; Compliance and certification before commencement of work	Y	
8-5-112.3	Limited Exemption, Tanks in Operation; No product movement; minimization of emissions	Y	
8-5-112.4	Limited Exemption, Tanks in Operation; Exemption does not exceed 7 days	Y	
8-5-301	Storage Tank Control Requirements	Y	
8-5-302	Requirements for Submerged Fill Pipes	Y	
8-5-303	Requirements for Pressure Vacuum Valve	Y	
8-5-306	Requirements for Approved Emission Control Systems	Y	
8-5-328	Tank Degassing Requirements	Y	
8-5-403	Inspection Requirements for Pressure Vacuum Valves	Y	
8-5-404	Certification	Y	
8-5-405	Information Required	Y	
8-5-501	Records	Y	
8-5-502	Tnk Degassing Annual Source Test Requirement	Y	
8-5-503	Portable Hydrocarbon Detector	Y	
Refinery MACT40 CFR 63 Subpart CC	NESHAP for <u>Source Categories - Petroleum Refineries</u> REQUIREMENTS FOR <u>RECORDKEEPING ONLY</u> Sources vented to fuel gas	Y	
63.640	Applicability	Y	

Table IV – ~~BO Cluster 13F-401A~~
Source-specific Applicable Requirements
~~S603 – Tank A-603, S691 – Tank A-691, S714 – Tank A-714~~

Applicable Requirement	Regulation Title or Description of Requirement	Federally Enforceable (Y/N)	Future Effective Date
63.640(c)(2)	Applicability and Designation of Storage Vessels	<u>Y</u>	
63.640(d)(5)	Exclusion for emission points routed to fuel gas system	<u>Y</u>	
63.642(e)	General recordkeeping requirements: Time period for keeping records, unless specified otherwise.	Y	
	63.642(e) & 63.654(i)(4) keep all other records 5 years, retrievable within 24 hr		
	General recordkeeping requirements: Keep all reports and notification for the specified period of time.	Y	
	63.642(e) & 63.654(i)(4) required		
63.654(i)	Applicability records: Time period for keeping records of applicability determination, unless specified otherwise.	Y	
	63.654(i)(1) 63.123(a) Keep record readily accessible for the service life of the tank		
	Applicability records: Records of dimensions & capacity required for nonexempt tanks?	Y	
	63.654(i)(1) 63.646(a)&63.119(a)(3) 63.123(a) Required Keep record readily accessible for service life of the tank*		
	Applicability records: Additional recordkeeping requirements for certain tanks.	Y	
	63.654(i)(1)(iv) determination of HAP content Keep record readily accessible for service life of the tank		
<i>BAAQMD Condition # 8538</i>	Permit Conditions for S714		
Part 1	Requirement for abatement (basis: cumulative increase)	Y	
Part 2	A14 abatement requirement	<u>Y</u>	
Part 3	Materials to be stored	<u>Y</u>	
Part 4	True vapor pressure limit	<u>Y</u>	
Part 5	Throughput limit	<u>Y</u>	
Part 6	Recordkeeping	<u>Y</u>	
Part 2	Leak limits, inspection and maintenance of fugitive devices (basis: Reg. 8-18, Reg. 8-25, Reg. 8-28)	Y	
Part 3	Requirement to vent pressure relief valves to flare gas recovery system (basis: Reg. 8-28)	Y	
BAAQMD Condition # 19528			

Table IV – ~~BO Cluster 13F-401A~~
Source-specific Applicable Requirements
~~S603 – Tank A-603, S691 – Tank A-691, S714 – Tank A-714~~

Applicable Requirement	Regulation Title or Description of Requirement	Federally Enforceable (Y/N)	Future Effective Date
Part 4	Throughput limit (basis: Regulation 2-1-234.3, Regulation 2-1-403 Regulation 2-6-503)	Y	

Table IV – ~~BO Cluster 13F-502~~
Source-specific Applicable Requirements
~~S603 – Tank A-603, S691 – Tank A-691~~
Refrigerated LPG Storage (Butane)
~~, S714 – Tank A-714~~

Applicable Requirement	Regulation Title or Description of Requirement	Federally Enforceable (Y/N)	Future Effective Date
<u>BAAQMD Reg 8 Rule 5</u>	<u>Organic Compounds – STORAGE OF ORGANIC LIQUIDS (10/18/2006)</u>		
<u>8-5-111</u>	<u>Limited Exemption, Tank Removal From and Return to Service</u>	<u>N</u>	
<u>8-5-111.1</u>	<u>Limited Exemption, Tank Removal From and Return to Service; Notice to the APCO</u>	<u>Y</u>	
<u>8-5-111.1.1</u>	<u>Limited Exemption, Tank Removal From and Return to Service; Notice to the APCO; 3 day prior notification</u>	<u>Y</u>	
<u>8-5-111.1.2</u>	<u>Limited Exemption, Tank Removal From and Return to Service; Notice to the APCO; Telephone notification</u>	<u>Y</u>	
<u>8-5-111.2</u>	<u>Limited Exemption, Tank Removal From and Return to Service; Compliance before notification</u>	<u>N</u>	
<u>8-5-111.4</u>	<u>Limited Exemption, Tank Removal From and Return to Service; Use of vapor recovery</u>	<u>Y</u>	
<u>8-5-111.5</u>	<u>Limited Exemption, Tank Removal From and Return to Service; Minimization of emissions</u>	<u>N</u>	
<u>8-5-111.6</u>	<u>Limited Exemption, Tank Removal From and Return to Service; Written notice of completion not required</u>	<u>N</u>	
<u>8-5-112</u>	<u>Limited Exemption, Preventative Maintenance and Inspection of Tanks in Operation</u>	<u>N</u>	
<u>8-5-112.1</u>	<u>Limited Exemption, Preventative Maintenance and Inspection of Tanks in Operation; Notification</u>	<u>Y</u>	
<u>8-5-112.1.1</u>	<u>Limited Exemption, Preventative Maintenance and Inspection of Tanks in Operation; Notification</u>	<u>Y</u>	
<u>8-5-112.1.2</u>	<u>Limited Exemption, Preventative Maintenance and Inspection of Tanks in Operation; Notification</u>	<u>Y</u>	

**Table IV – ~~BO Cluster 13F-502~~
Source-specific Applicable Requirements
~~S603 – Tank A-603, S691 – Tank A-691~~
Refrigerated LPG Storage (Butane)
~~, S714 – Tank A-714~~**

Applicable Requirement	Regulation Title or Description of Requirement	Federally Enforceable (Y/N)	Future Effective Date
8-5-112.2	Limited Exemption, Preventative Maintenance and Inspection of Tanks in Operation; Tank in compliance at time of notification	<u>N</u>	
8-5-112.3	Limited Exemption, Preventative Maintenance and Inspection of Tanks in Operation; No product movement, Minimize emissions	<u>Y</u>	
8-5-112.4	Limited Exemption, Preventative Maintenance and Inspection of Tanks in Operation; Not to exceed 7 days	<u>N</u>	
8-5-112.5	Limited Exemption, Preventative Maintenance and Inspection of Tanks in Operation; Self report if out of compliance during exemption period	<u>N</u>	
8-5-112.6	Limited Exemption, Preventative Maintenance and Inspection of Tanks in Operation; Keep records for each exemption	<u>N</u>	
8-5-112.6.1	Limited Exemption, Preventative Maintenance and Inspection of Tanks in Operation; Keep records for each exemption	<u>N</u>	
8-5-112.6.2	Limited Exemption, Preventative Maintenance and Inspection of Tanks in Operation; Keep records for each exemption	<u>N</u>	
8-5-112.6.3	Limited Exemption, Preventative Maintenance and Inspection of Tanks in Operation; Keep records for each exemption	<u>N</u>	
8-5-112.6.4	Limited Exemption, Preventative Maintenance and Inspection of Tanks in Operation; Keep records for each exemption	<u>N</u>	
8-5-117	Limited Exemption, Low Vapor Pressure	<u>N</u>	
8-5-118	Limited Exemption, Gas Tight Requirements	<u>N</u>	
8-5-119	Limited Exemption, Repair Period - Optional	<u>N</u>	
8-5-119.1	Limited Exemption, Repair Period - Optional	<u>N</u>	
8-5-119.2	Limited Exemption, Repair Period - Optional	<u>N</u>	
8-5-119.3	Limited Exemption, Repair Period - Optional	<u>N</u>	
8-5-301	Storage Tank Control Requirements	<u>Y</u>	
8-5-303	Requirements for Pressure Vacuum Valves	<u>N</u>	
8-5-303.1	Requirements for Pressure Vacuum Valves; Set pressure	<u>N</u>	
8-5-303.2	Requirements for Pressure Vacuum Valves; Gas tight requirement or abatement	<u>N</u>	
8-5-306	Requirements for Approved Emission Control Systems	<u>N</u>	
8-5-306.1	Requirements for Approved Emission Control Systems: Abatement efficiency >= 95%	<u>N</u>	
8-5-307	Requirements for Fixed Roof Tanks, Pressure Tanks and Blanketed Tanks	<u>N</u>	
8-5-307.1	Requirements for Fixed Roof Tanks, Pressure Tanks and Blanketed Tanks: no liquid leakage through shell	<u>N</u>	

**Table IV – ~~BO Cluster 13F-502~~
Source-specific Applicable Requirements
~~S603 – Tank A-603, S691 – Tank A-691~~
Refrigerated LPG Storage (Butane)
~~, S714 – Tank A-714~~**

Applicable Requirement	Regulation Title or Description of Requirement	Federally Enforceable (Y/N)	Future Effective Date
8-5-328	Tank Degassing Requirements	N	
8-5-328.1	Tank Degassing Requirements; Tanks > 75 cubic meters	N	
8-5-328.2	Tank Degassing Requirements; Ozone Excess Day Prohibition	Y	
8-5-328.3	Tank Degassing Requirements; BAAQMD notification required	N	
8-5-331	Tank Cleaning Requirements	N	
8-5-331.1	Tank Cleaning Requirements; Cleaning material properties	N	
8-5-331.2	Tank Cleaning Requirements; Steam cleaning prohibition	N	
8-5-331.3	Tank Cleaning Requirements; Steam cleaning exceptions	N	
8-5-403	Inspection Requirements for Pressure Relief Devices	N	
8-5-403.1	Inspection Requirements for Pressure Relief Devices; pressure vacuum valves	N	
8-5-404	Inspection, Abatement Efficiency Determination, and Source Test Reports	N	
8-5-411	Enhanced Monitoring Program (Optional)	N	
8-5-411.3	Enhanced Monitoring Program (Optional); Performance requirements	N	
8-5-501	Records	N	
8-5-501.1	Records; Type and amounts of liquid, type of blanket gas, TVP - Retain 24 months	Y	
8-5-501.3	Records; Retention	N	
8-5-502	Source Test Requirements and exemption for sources vented to fuel gas	N	
8-5-502.1	Source Test Requirements; Annual source test for approved emission control systems and abatement devices for 8-5-303.2, 8-5-306.1, 8-5-307.3	N	
8-5-602	Analysis of Samples, True Vapor Pressure	Y	
8-5-603	Determination of Abatement Efficiency	N	
8-5-604	Determination of Applicability Based on True Vapor Pressure	Y	
8-5-605	Measurement of Leak Concentration and Residual Concentrations	N	
8-5-605.1	Measurement of Leak Concentration and Residual Concentrations; EPA Method 21 Instrument	N	
8-5-605.2	Measurement of Leak Concentration and Residual Concentrations; Test Methods	N	
8-5-606	Analysis of Samples, Tank Cleaning Agents	N	
8-5-606.1	Analysis of Samples, Tank Cleaning Agents; IBP	N	
8-5-606.2	Analysis of Samples, Tank Cleaning Agents; TVP	N	

**Table IV – ~~BO Cluster 13F-502~~
Source-specific Applicable Requirements
~~S603 – Tank A-603, S691 – Tank A-691~~
Refrigerated LPG Storage (Butane)
~~, S714 – Tank A-714~~**

Applicable Requirement	Regulation Title or Description of Requirement	Federally Enforceable (Y/N)	Future Effective Date
8-5-606.3	Analysis of Samples, Tank Cleaning Agents; VOC	N	
BAAQMDSIP Reg 8 Rule 5	Organic Compounds – STORAGE OF ORGANIC LIQUIDS (11/27/0210/18/2006)		
8-5-111	Limited Exemption, Tank Removal From and Return to Service	Y	
8-5-111.1	Limited Exemption, Tank Removal From and Return to Service; Notice to the APCO	Y	
8-5-111.1.1	Limited Exemption, Tank Removal From and Return to Service; Notice to the APCO; 3 day prior notification	Y	
8-5-111.1.2	Limited Exemption, Tank Removal From and Return to Service; Notice to the APCO; Telephone notification	Y	
8-5-111.2	Limited Exemption, Tank Removal From and Return to Service; Compliance before notification	Y	
8-5-111.4	Limited Exemption, Tank Removal From and Return to Service; Use of vapor recovery	Y	
8-5-111.5	Limited Exemption, Tank Removal From and Return to Service; Minimization of emissions	Y	
8-5-111.6	Limited Exemption, Tank Removal From and Return to Service; Written notice of completion not required	Y	
8-5-111.7	Limited Exemption, Tank Removal From and Return to Service; Compliance with Section 8-5-328	Y	
8-5-112	Limited Exemption, Tanks in Operation	Y	
8-5-112.1	Limited Exemption, Tanks in Operation; Notice to the APCO	Y	
8-5-112.1.1	Limited Exemption, Tanks in Operation; Notice to the APCO; 3 day prior notification	Y	
8-5-112.1.2	Limited Exemption, Tanks in Operation; Notice to the APCO; Telephone notification	Y	
8-5-112.2	Limited Exemption, Tanks in Operation; Compliance and certification before commencement of work	Y	
8-5-112.3	Limited Exemption, Tanks in Operation; No product movement; minimization of emissions	Y	
8-5-112.4	Limited Exemption, Tanks in Operation; Exemption does not exceed 7 days	Y	
8-5-301	Storage Tank Control Requirements	Y	
8-5-302	Requirements for Submerged Fill Pipes	Y	
8-5-303	Requirements for Pressure Vacuum Valve	Y	
8-5-303.1	Requirements for Pressure Vacuum Valves	Y	
8-5-303.2	Requirements for Pressure Vacuum Valves	Y	

**Table IV – ~~BO Cluster 13F-502~~
Source-specific Applicable Requirements
~~S603 – Tank A-603, S691 – Tank A-691~~
Refrigerated LPG Storage (Butane)
~~, S714 – Tank A-714~~**

Applicable Requirement	Regulation Title or Description of Requirement	Federally Enforceable (Y/N)	Future Effective Date
8-5-306	Requirements for Approved Emission Control Systems	Y	
8-5-328	Tank Degassing Requirements	Y	
<u>8-5-328.1</u>	<u>Tank degassing requirements: Tanks > 75 cubic meters</u>	<u>Y</u>	
<u>8-5-328.1.2</u>	<u>Tank degassing requirements: Concentration of <10,000 ppm as methane after degassing</u>	<u>Y</u>	
8-5-403	Inspection Requirements for Pressure Vacuum Valves	Y	
8-5-404	Certification	Y	
8-5-405	Information Required	Y	
<u>8-5-405.1</u>	<u>Information required</u>	<u>Y</u>	
<u>8-5-405.2</u>	<u>Information required</u>	<u>Y</u>	
<u>8-5-405.3</u>	<u>Information required</u>	<u>Y</u>	
8-5-501	Records	Y	
8-5-502	Tank Degassing Annual Source Test Requirement	Y	
8-5-503	Portable Hydrocarbon Detector	Y	
<u>8-5-603</u>	<u>Determination of Emissions</u>	<u>Y</u>	
<u>8-5-603.1</u>	<u>Determination of Emissions; Method to test emission control system (8-5-306)</u>	<u>Y</u>	
<u>8-5-605</u>	<u>Pressure-Vacuum Valve Gas Tight Determination</u>	<u>Y</u>	
<i>Refinery MACT</i>	NESHAP for Petroleum Refineries <i>REQUIREMENTS FOR RECORDKEEPING ONLY [Exempt, no HAPS in Butane]</i>	Y	
63.642(e)	General recordkeeping requirements: Time period for keeping records, unless specified otherwise.	63.642(e) & 63.654(i)(4) keep all other records 5 years, retrievable within 24 hr	Y
	General recordkeeping requirements: Keep all reports and notification for the specified period of time.	63.642(e) & 63.654(i)(4) required	Y
63.654(i)	Applicability records: Time period for keeping records of applicability determination, unless specified otherwise.	63.654(i)(1) 63.123(a) Keep record readily accessible for the service life of the tank	Y
	Applicability records: Records of dimensions & capacity required for nonexempt tanks?	63.654(i)(1) 63.646(a)&63.119(a)(3) 63.123(a) Required Keep record readily accessible for service life of the tank*	Y

**Table IV – ~~BO Cluster 13F-502~~
Source-specific Applicable Requirements
~~S603—Tank A-603, S691 – Tank A-691~~
Refrigerated LPG Storage (Butane)
~~, S714—Tank A-714~~**

Applicable Requirement	Regulation Title or Description of Requirement	Federally Enforceable (Y/N)	Future Effective Date
	Applicability records: Additional recordkeeping requirements for certain tanks.	63.654(i)(1)(iv) determination of HAP content Keep record readily accessible for service life of the tank	
BAAQMD Condition # 8538	Permit Conditions for S714		
Part 1	Requirement for abatement (basis: cumulative increase)	Y	
Part 2	Leak limits, inspection and maintenance of fugitive devices (basis: Reg. 8-18, Reg. 8-25, Reg. 8-28)	Y	
Part 3	Requirement to vent pressure relief valves to flare gas recovery system (basis: Reg. 8-28)	Y	
BAAQMD Condition # 19528			
Part 1	Throughput limit (basis: Regulation 2-1-234.3, Regulation 2-1-403 Regulation 2-6-503)	Y	

**Table IV – ~~BP Cluster 20F-202~~
Source-specific Applicable Requirements
~~S707—Tank A-707~~NSPS Ka, MACT Group 1 Tank**

Applicable Requirement	Regulation Title or Description of Requirement	Federally Enforceable (Y/N)	Future Effective Date
BAAQMD Regulation 8 Rule 5	Organic Compounds - Storage of Organic Liquids (10/18/2006)		
8-5-100	General	Y	
8-5-101	Description	Y	
8-5-111	Limited Exemption, Tank Removal From and Return to Service	N	
8-5-111.1	Limited Exemption, Tank Removal From and Return to Service, Notification	Y	
8-5-111.1.1	Limited Exemption, Tank Removal From and Return to Service, Notification	Y	

**Table IV – ~~BP Cluster 20F-202~~
Source-specific Applicable Requirements
S707—Tank A-707 NSPS Ka, MACT Group 1 Tank**

Applicable Requirement	Regulation Title or Description of Requirement	Federally Enforceable (Y/N)	Future Effective Date
8-5-111.1.2	Limited Exemption, Tank Removal From and Return to Service, Notification	Y	
8-5-111.2	Limited Exemption, Tank Removal From and Return to Service; Tank in compliance at time of notification	N	
8-5-111.3	Limited Exemption, Tank Removal From and Return to Service; Filling, emptying, refilling floating roof tanks	Y	
8-5-111.5	Limited Exemption, Tank Removal From and Return to Service; Minimize emissions and, if required, degas per 8-5-328	N	
8-5-111.6	Limited Exemption, Tank Removal From and Return to Service; Self report if out of compliance during exemption period	N	
8-5-112	Limited Exemption, Preventative Maintenance and Inspection of Tanks in Operation	N	
8-5-112.1	Limited Exemption, Preventative Maintenance and Inspection of Tanks in Operation; Notification	Y	
8-5-112.1.1	Limited Exemption, Preventative Maintenance and Inspection of Tanks in Operation; Notification	Y	
8-5-112.1.2	Limited Exemption, Preventative Maintenance and Inspection of Tanks in Operation; Notification	Y	
8-5-112.2	Limited Exemption, Preventative Maintenance and Inspection of Tanks in Operation; Tank in compliance at time of notification	N	
8-5-112.3	Limited Exemption, Preventative Maintenance and Inspection of Tanks in Operation; No product movement, Minimize emissions	Y	
8-5-112.4	Limited Exemption, Preventative Maintenance and Inspection of Tanks in Operation; Not to exceed 7 days	N	
8-5-112.5	Limited Exemption, Preventative Maintenance and Inspection of Tanks in Operation; Self report if out of compliance during exemption period	N	
8-5-112.6	Limited Exemption, Preventative Maintenance and Inspection of Tanks in Operation; Keep records for each exemption	N	
8-5-112.6.1	Limited Exemption, Preventative Maintenance and Inspection of Tanks in Operation; Keep records for each exemption	N	
8-5-112.6.2	Limited Exemption, Preventative Maintenance and Inspection of Tanks in Operation; Keep records for each exemption	N	
8-5-112.6.3	Limited Exemption, Preventative Maintenance and Inspection of Tanks in Operation; Keep records for each exemption	N	
8-5-112.6.4	Limited Exemption, Preventative Maintenance and Inspection of Tanks in Operation; Keep records for each exemption	N	
8-5-117	Limited Exemption, Low Vapor Pressure	N	
8-5-119	Limited Exemption, Repair Period - Optional	N	

**Table IV – ~~BP Cluster 20F-202~~
Source-specific Applicable Requirements
S707—Tank A-707 NSPS Ka, MACT Group 1 Tank**

Applicable Requirement	Regulation Title or Description of Requirement	Federally Enforceable (Y/N)	Future Effective Date
8-5-119.1	Limited Exemption, Repair Period - Optional	N	
8-5-119.2	Limited Exemption, Repair Period - Optional	N	
8-5-119.3	Limited Exemption, Repair Period - Optional	N	
8-5-301	Storage Tank Control Requirements	N	
8-5-304	Requirements for External Floating Roof Tanks	N	
8-5-304.1	Requirements for External Floating Roofs: Tank fittings	Y	
8-5-304.2	Requirements for External Floating Roofs; Primary seal (8-5-321)	Y	
8-5-304.3	Requirements for External Floating Roofs; Secondary seal (8-5-322)	Y	
8-5-304.4	Requirements for External Floating Roofs; Floating roof	N	
8-5-304.5	Requirements for External Floating Roofs; Tank shell	N	
8-5-304.6	Requirements for External Floating Roofs; Pontoons – no leaks	N	
8-5-304.6.1	Requirements for External Floating Roofs; Pontoons – make gas tight if leaking	N	
8-5-304.6.2	Requirements for External Floating Roofs; Pontoons-repair all leaks at next removal from service	N	
8-5-320	Floating Roof Tank Fitting Requirements	N	
8-5-320.2	Floating Roof Tank Fitting Requirements; Projection below liquid surface	N	
8-5-320.3	Floating Roof Tank Fitting Requirements; Gasketed covers, seals, lids	N	
8-5-320.3.1	Floating Roof Tank Fitting Requirements; Gasketed covers, seals, lids - Gap requirements	Y	
8-5-320.5	Floating Roof Tank Fitting Requirements; Slotted sampling or gauging wells	N	
8-5-320.5.1	Floating Roof Tank Fitting Requirements; Slotted sampling or gauging wells -projection below liquid surface	Y	
8-5-320.5.2	Floating Roof Tank Fitting Requirements; Slotted sampling or gauging wells -cover, gasket, pole sleeve, pole wiper for EFR wells	N	
8-5-320.5.3	Floating Roof Tank Fitting Requirements; Slotted sampling or gauging wells-total secondary seal gap must include well gap	Y	
8-5-321	Primary Seal Requirements	N	
8-5-321.1	Primary Seal Requirements; No holes, tears, other openings	Y	
8-5-321.2	Primary Seal Requirements; The seal shall be metallic shoe or liquid mounted except as provided in 8-5-305.1.3	Y	
8-5-321.3	Primary Seal Requirements; Metallic-shoe-type seal requirements	N	
8-5-321.3.1	Primary Seal Requirements; Metallic-shoe-type seal requirements-- geometry of shoe	Y	
8-5-321.3.2	Primary Seal Requirements; Metallic-shoe-type seal requirements-- welded tanks	Y	

Table IV – BP Cluster 20F-202
Source-specific Applicable Requirements
S707—Tank A-707 NSPS Ka, MACT Group 1 Tank

Applicable Requirement	Regulation Title or Description of Requirement	Federally Enforceable (Y/N)	Future Effective Date
8-5-322	Secondary Seal Requirements	<u>N</u>	
8-5-322.1	Secondary Seal Requirements; No holes, tears, other openings	<u>Y</u>	
8-5-322.2	Secondary Seal Requirements; Insertion of probes	<u>Y</u>	
8-5-322.5	Secondary Seal Requirements; Gap requirements for welded external floating roof tanks with seals installed after 9/4/1985	<u>Y</u>	
8-5-322.6	Secondary Seal Requirements; Extent of seal	<u>Y</u>	
8-5-328	Tank Degassing Requirements	<u>N</u>	
8-5-328.1	Tank Degassing Requirements; Tanks > 75 cubic meters	<u>N</u>	
8-5-328.2	Tank Degassing Requirements; Ozone Excess Day Prohibition	<u>Y</u>	
8-5-328.3	Tank Degassing Requirements; BAAQMD notification required	<u>N</u>	
8-5-331	Tank Cleaning Requirements	<u>N</u>	
8-5-331.1	Tank Cleaning Requirements; Cleaning material properties	<u>N</u>	
8-5-331.2	Tank Cleaning Requirements; Steam cleaning prohibition	<u>N</u>	
8-5-331.3	Tank Cleaning Requirements; Steam cleaning exceptions	<u>N</u>	
8-5-401	Inspection Requirements for External Floating Roof Tanks	<u>N</u>	
8-5-401.1	Inspection Requirements for External Floating Roof Tanks; Primary and Secondary Seal Inspections	<u>N</u>	
8-5-401.2	Inspection Requirements for External Floating Roof Tanks; Tank Fittings Inspections	<u>N</u>	
8-5-404	Inspection, Abatement Efficiency Determination, and Source Test Reports	<u>N</u>	
8-5-411	Enhanced Monitoring Program (Optional)	<u>N</u>	
8-5-411.3	Enhanced Monitoring Program (Optional); Performance requirements	<u>N</u>	
8-5-412	Monitoring of Leaking Pontoons	<u>N</u>	
8-5-501	Records	<u>N</u>	
8-5-501.1	Records; Type and amounts of liquid, type of blanket gas, TVP - Retain 24 months	<u>Y</u>	
8-5-501.2	Records; Internal and External Floating Roof Tanks, Seal Replacement Records - Retain 10 years	<u>Y</u>	
8-5-501.3	Records; Retention	<u>N</u>	
8-5-602	Analysis of Samples, True Vapor Pressure	<u>Y</u>	
8-5-604	Determination of Applicability Based on True Vapor Pressure	<u>Y</u>	
8-5-605	Measurement of Leak Concentration and Residual Concentrations	<u>N</u>	
8-5-605.1	Measurement of Leak Concentration and Residual Concentrations; EPA Method 21 Instrument	<u>N</u>	
8-5-605.2	Measurement of Leak Concentration and Residual Concentrations; Test Methods	<u>N</u>	

**Table IV – ~~BP Cluster 20F-202~~
Source-specific Applicable Requirements
S707—Tank A-707 NSPS Ka, MACT Group 1 Tank**

Applicable Requirement	Regulation Title or Description of Requirement	Federally Enforceable (Y/N)	Future Effective Date
8-5-606	Analysis of Samples, Tank Cleaning Agents	N	
8-5-606.1	Analysis of Samples, Tank Cleaning Agents; IBP	N	
8-5-606.2	Analysis of Samples, Tank Cleaning Agents; TVP	N	
8-5-606.3	Analysis of Samples, Tank Cleaning Agents; VOC	N	
BAAQMDSIP Reg 8 Rule 5	Organic Compounds - STORAGE OF ORGANIC LIQUIDS REQUIREMENTS (41/27/026/5/2003)		
8-5-111	Limited Exemption, Tank Removal From and Return to Service	Y	
8-5-111.1	Limited Exemption, Tank Removal From and Return to Service; Notice to the APCO	Y	
8-5-111.1.1	Limited Exemption, Tank Removal From and Return to Service; Notice to the APCO; 3 day prior notification	Y	
8-5-111.1.2	Limited Exemption, Tank Removal From and Return to Service; Notice to the APCO; Telephone notification	Y	
8-5-111.2	Limited Exemption, Tank Removal From and Return to Service; Compliance before notification	Y	
8-5-111.3	Limited Exemption, Tank Removal From and Return to Service; Floating roof tanks—continuous and quick filling, emptying and refilling	Y	
8-5-111.5	Limited Exemption, Tank Removal From and Return to Service; Minimization of emissions	Y	
8-5-111.6	Limited Exemption, Tank Removal From and Return to Service; Written notice of completion not required	Y	
8-5-111.7	Limited Exemption, Tank Removal From and Return to Service; Compliance with Section 8-5-328	Y	
8-5-112	Limited Exemption, Tanks in Operation	Y	
8-5-112.1	Limited Exemption, Tanks in Operation; Notice to the APCO	Y	
8-5-112.1.1	Limited Exemption, Tanks in Operation; Notice to the APCO; 3 day prior notification	Y	
8-5-112.1.2	Limited Exemption, Tanks in Operation; Notice to the APCO; Telephone notification	Y	
8-5-112.2	Limited Exemption, Tanks in Operation; Compliance and certification before commencement of work	Y	
8-5-112.3	Limited Exemption, Tanks in Operation; No product movement; minimization of emissions	Y	
8-5-112.4	Limited Exemption, Tanks in Operation; Exemption does not exceed 7 days	Y	
8-5-117	Exemption, Low Vapor Pressure	Y	
8-5-301	Storage Tank Control Requirements	Y	
8-5-302	Requirements for Submerged Fill Pipes	Y	
8-5-304	Requirements for External Floating Roofs	Y	

**Table IV – ~~BP Cluster 20F-202~~
Source-specific Applicable Requirements
S707—Tank A-707 NSPS Ka, MACT Group 1 Tank**

Applicable Requirement	Regulation Title or Description of Requirement	Federally Enforceable (Y/N)	Future Effective Date
8-5-304.4	Requirements for External Floating Roofs; Floating roof requirements	Y	
8-5-320	Tank Fitting Requirements	Y	
8-5-320.2	Tank Fitting Requirements – Floating roof tanks, Gasketed covers, seals, lids – Projection below surface except p/v valves and vacuum breaker vents	Y	
8-5-320.3	Tank Fitting Requirements; Gasketed covers, seals, lids	Y	
8-5-320.5	Tank Fitting Requirements; Slotted sampling or gauging wells	Y	
8-5-320.5.2	Tank Fitting Requirements; Slotted sampling or gauging wells - cover, gasket, pole sleeve, pole wiper for EFR wells	Y	
8-5-321	Primary Seal Requirements	Y	
8-5-321.3	Primary Seal Requirements; Metallic-shoe-type seal requirements	Y	
8-5-322	Secondary Seal Requirements	Y	
8-5-328	Tank Degassing Requirements	Y	
8-5-328.1	Tank degassing requirements; Tanks > 75 cubic meters	Y	
8-5-328.1.2	Tank degassing requirements; Concentration of <10,000 ppm as methane after degassing	Y	
8-5-401	Inspection Requirements for External Floating Roof	Y	
8-5-401.1	Inspection Requirements for External Floating Roof Tanks; Primary and Secondary Seal Inspections	Y	
8-5-401.2	Inspection Requirements for External Floating Roof Tanks; Tank Fittings Inspections	Y	
8-5-403	Inspection Requirements for Pressure Vacuum Valves	Y	
8-5-404	Certification	Y	
8-5-405	Information Required	Y	
8-5-405.1	Information required	Y	
8-5-405.2	Information required	Y	
8-5-405.3	Information required	Y	
8-5-501	Records	Y	
8-5-502	Tank Degassing Annual Source Test Requirement	Y	
8-5-503	Portable Hydrocarbon Detector	Y	
BAAQMD Regulation 10	Standards of Performance for New Stationary Sources incorporated by reference (02/16/2000)		
10-16	Subpart Ka – Standards of Performance for Storage Vessels for Petroleum Liquids for which Construction, Reconstruction, or Modification Commence After June 11, 1973 and Prior to May 19, 1978	Y	
40 CFR 60 Subpart Ka	NSPS – Standards of Performance for Storage Vessels for Petroleum Liquids for which Construction, Reconstruction, or Modification Commence After June 11, 1973 and Prior to May 19, 1978		

**Table IV – ~~BP Cluster 20F-202~~
Source-specific Applicable Requirements
S707—Tank A-707 NSPS Ka, MACT Group 1 Tank**

Applicable Requirement	Regulation Title or Description of Requirement	Federally Enforceable (Y/N)	Future Effective Date
<u>60.110a(a)</u>	<u>Applicability and Designation of Affected Facility: Volatile organic liquid storage vessels > or = to 40,000 gallons, after 5/18/1978</u>	<u>Y</u>	
<u>40 CFR 63 Subpart G</u>	<u>NESHAPS for Source Categories: SOCMI HON G Requirements for tanks subject to 40 CFR 63 Subpart CC</u>	-	
<u>63.119</u>	<u>Storage Vessel Provisions--Reference Control Technology</u>	<u>Y</u>	
<u>63.119(a)</u>	<u>Storage Vessel Provisions -- Reference Control Technology</u>	<u>Y</u>	
<u>63.119(a)(1)</u>	<u>Storage Vessel Provisions -- Reference Control Technology--Group 1, TVP < 76.6 kPa (11psi)</u>	<u>Y</u>	
<u>63.119(c)</u>	<u>Storage Vessel Provisions . Reference Control Technology-- External floating roof</u>	<u>Y</u>	
<u>63.119(c)(1)</u>	<u>Storage Vessel Provisions . Reference Control Technology-- External floating roof seals</u>	<u>Y</u>	
<u>63.119(c)(1)(i)</u>	<u>Storage Vessel Provisions . Reference Control Technology-- External floating roof double seals required</u>	<u>Y</u>	
<u>63.119(c)(1)(i)</u>	<u>Storage Vessel Provisions . Reference Control Technology-- External floating roof primary seal requirements</u>	<u>Y</u>	
<u>63.119(c)(1)(i)</u>	<u>Storage Vessel Provisions . Reference Control Technology-- External floating roof primary and secondary seal requirements</u>	<u>Y</u>	
<u>63.119(c)(3)</u>	<u>Storage Vessel Provisions . Reference Control Technology-- External floating roof – roof must rest on liquid</u>	<u>Y</u>	
<u>63.119(c)(3)(i)</u>	<u>Storage Vessel Provisions . Reference Control Technology-- External floating roof exception</u>	<u>Y</u>	
<u>63.119(c)(3)(i)</u>	<u>Storage Vessel Provisions . Reference Control Technology-- External floating roof exception</u>	<u>Y</u>	
<u>63.119(c)(3)(i)</u>	<u>Storage Vessel Provisions . Reference Control Technology-- External floating roof exception</u>	<u>Y</u>	
<u>63.119(c)(4)</u>	<u>Storage Vessel Provisions . Reference Control Technology-- External Floating Roof Operations, when not floating</u>	<u>Y</u>	
<u>63.120</u>	<u>Storage Vessel Provisions - Procedures To Determine Compliance.</u>	<u>Y</u>	
<u>63.120(b)</u>	<u>Storage Vessel Provisions . Procedures to Determine Compliance-- Compliance Demonstration--External floating roof</u>	<u>Y</u>	
<u>63.120(b)(1)</u>	<u>Storage Vessel Provisions . Procedures to Determine Compliance-- External FR seal gap measurement</u>	<u>Y</u>	
<u>63.120(b)(1)(i)</u>	<u>Storage Vessel Provisions . Procedures to Determine Compliance-- External FR with double seals primary seal gap measurement</u>	<u>Y</u>	
<u>63.120(b)(1)(i)</u>	<u>Storage Vessel Provisions . Procedures to Determine Compliance-- External FR with double seals secondary seal gap</u>	<u>Y</u>	

**Table IV – ~~BP Cluster 20F-202~~
Source-specific Applicable Requirements
S707—Tank A-707 NSPS Ka, MACT Group 1 Tank**

Applicable Requirement	Regulation Title or Description of Requirement	Federally Enforceable (Y/N)	Future Effective Date
63.120(b)(1)(i)	Storage Vessel Provisions . Procedures to Determine Compliance-- External FR seal inspections prior to tank refill after service	Y -	
63.120(b)(1)(i)	Storage Vessel Provisions . Procedures to Determine Compliance-- External FR and seal gap determination methods	Y -	
63.120(b)(2)	Storage Vessel Provisions . Procedures to Determine Compliance-- External FR and seal gap determination methods	Y -	
63.120(b)(2)(i)	Storage Vessel Provisions . Procedures to Determine Compliance-- External FR and seal gap determination methods	Y -	
63.120(b)(2)(i)	Storage Vessel Provisions . Procedures to Determine Compliance-- External FR with double seals secondary seal gap	Y -	
63.120(b)(2)(i)	Storage Vessel Provisions . Procedures to Determine Compliance-- External FR and seal gap determination methods	Y -	
63.120(b)(3)	Storage Vessel Provisions . Procedures to Determine Compliance-- External FR primary seal gap calculation method	Y -	
63.120(b)(4)	Storage Vessel Provisions . Procedures to Determine Compliance-- External FR secondary seal gap calculation method	Y -	
63.120(b)(5)	Storage Vessel Provisions . Procedures to Determine Compliance-- External FR primary seal requirements	Y -	
63.120(b)(5)(i)	Storage Vessel Provisions . Procedures to Determine Compliance-- External FR primary seal requirements metallic shoe	Y -	
63.120(b)(5)(i)	Storage Vessel Provisions . Procedures to Determine Compliance-- External FR primary seal, no holes	Y -	
63.120(b)(6)	Storage Vessel Provisions . Procedures to Determine Compliance-- External FR secondary seal requirements	Y -	
63.120(b)(6)(i)	Storage Vessel Provisions . Procedures to Determine Compliance-- External FR secondary seal location	Y -	
63.120(b)(6)(i)	Storage Vessel Provisions . Procedures to Determine Compliance-- External FR secondary seal, no holes	Y -	
63.120(b)(7)	Storage Vessel Provisions . Procedures to Determine Compliance-- External FR unsafe to perform seal measurements	Y -	
63.120(b)(7)(i)	Storage Vessel Provisions . Procedures to Determine Compliance-- External FR unsafe to perform seal measurements	Y -	
63.120(b)(7)(i)	Storage Vessel Provisions . Procedures to Determine Compliance-- External FR unsafe to perform seal measurements	Y -	
63.120(b)(8)	Storage Vessel Provisions -- Procedures to Determine Compliance External FR Repairs	Y -	
63.120(b)(9)	Storage Vessel Provisions -- Procedures to Determine Compliance External FR seal gap measurement 30 day notification	Y -	

**Table IV – ~~BP Cluster 20F-202~~
Source-specific Applicable Requirements
S707—Tank A-707 NSPS Ka, MACT Group 1 Tank**

Applicable Requirement	Regulation Title or Description of Requirement	Federally Enforceable (Y/N)	Future Effective Date
63.120(b)(10)	Storage Vessel Provisions . Procedures to Determine Compliance-- External FR and seals visual inspection each time emptied	Y -	
63.120(b)(10)(i)	Storage Vessel Provisions . Procedures to Determine Compliance-- External FR and seal repairs [does not apply to gaskets slotted membranes, or sleeve seals for Group 1 Refinery MACT per 40 CFR 63.646(e)]	Y -	
63.120(b)(10)(ii)	Storage Vessel Provisions . Procedures to Determine Compliance-- External FR and seal inspections 30 day notification	Y -	
63.120(b)(10)(iii)	Storage Vessel Provisions . Procedures to Determine Compliance-- External FR and seal inspections -Notification for unplanned	Y -	
63.123	Storage Vessel Provisions--Recordkeeping.	Y	
63.123(a)	Storage Vessel Provisions . Recordkeeping--Group 1 and Group 2	Y -	
63.123(d)	Storage Vessel Provisions . Recordkeeping--Group 1 External floating Roof	Y -	
63.123(g)	Storage Vessel Provisions -- Recordkeeping, Extensions	Y -	
<i>Refinery</i> <i>MACT40 CFR</i> <i>63 Subpart CC</i>	NESHAP for <u>Source Categories - Petroleum Refineries (6/03/2003)</u> REQUIREMENTS FOR TANKS ALSO SUBJECT TO NSPS Ka		
63.640	Applicability	Y	
63.640(c)(2)	Applicability and Designation of Storage Vessels	Y	
63.640(n)	Applicability and Designation of Affected Source Overlap for Storage Vessels	Y	
63.640(n)(5)	Applicability and Designation of Affected Source Overlap for Storage Vessels—Existing Group 1 storage vessels also subject to NSPS Subparts K or Ka are only required to comply with the provisions of this subpart	Y	
63.641	Definitions:	Y	
63.646	Storage Vessel Provisions	Y	
63.646(a)	Storage Vessel Provisions--Group 1, Comply with Subpart G 63.119 through 63.121.	Y	
63.646(b)(1)	Storage Vessel Provisions--Determine stored liquid % OHAP for group determination	Y	
63.646(b)(2)	Storage Vessel Provisions--Determine stored liquid % OHAP- method 18 to resolve disputes	Y	
63.646(c)	Storage Vessel Provisions--40 CFR 63 exclusions for storage vessels – 63.119(b)(5); (b)(6); (c)(2); and (d)(2) are not applicable	Y	
63.646(d)	Storage Vessel Provisions—How to handle references in 40 CFR 63 Subpart G for storage vessels	Y	

**Table IV – ~~BP Cluster 20F-202~~
Source-specific Applicable Requirements
S707—Tank A-707 NSPS Ka, MACT Group 1 Tank**

Applicable Requirement	Regulation Title or Description of Requirement	Federally Enforceable (Y/N)	Future Effective Date
63.646(e)	Storage Vessel Provisions--Compliance with inspection requirements of 63.120 of Subpart G for gaskets, slotted membranes, and sleeve seals	Y	
63.646(f)	Storage Vessel Provisions--Group 1 floating roof requirements	Y	
63.646(f)(1)	Storage Vessel Provisions--Group 1 floating roof requirements--Cover or lid	Y	
63.646(f)(2)	Storage Vessel Provisions--Group 1 floating roof requirements--Rim space	Y	
63.646(f)(3)	Storage Vessel Provisions-Group 1 floating roof requirements--Automatic bleeder vents	Y	
63.646(g)	Storage Vessel Provisions—Failure to perform inspections and monitoring required by this section shall constitute a violation of the applicable standard of this subpart.	Y	
63.646(h)	Storage Vessel Provisions—References in 63.119 through 63.121 to 63.122(g)(1), 63.151, and references to initial notification requirements do not apply	Y	
63.646(j)	Storage Vessel Provisions—References to the Notification of Compliance Status Report in 63.152(b) shall be replaced with 63.654(f).	Y	
63.646(k)	Storage Vessel Provisions—References to the Periodic Reports in 63.152(c) shall be replaced with 63.654(g).	Y	
63.646(l)	Storage Vessel Provisions--State or local permitting agency notification requirements	Y	
63.654	Reporting and Recordkeeping Requirements	Y	
63.654(f)	Reporting and Recordkeeping Requirements--Notice of compliance status report requirements	Y	
63.654(f)(1)(i)(A)	Reporting and Recordkeeping Requirements--Notice of compliance status report requirements--Reporting--storage vessels	Y	
63.654(f)(1)(i)(A)(1)	Reporting and Recordkeeping Requirements--Notice of compliance status report requirements--Reporting--storage vessels	Y	
63.654(g)(1)	Periodic Reporting and Recordkeeping Requirements--storage vessels	Y	
63.654(g)(3)	Periodic Reporting and Recordkeeping Requirements--storage vessels with external floating roofs	Y	
63.654(g)(3)(i)	Periodic Reporting and Recordkeeping Requirements--storage vessels with external floating roofs	Y	
63.654(g)(3)(i)(A)	Periodic Reporting and Recordkeeping Requirements--storage vessels with external floating roofs	Y	

**Table IV – ~~BP Cluster 20F-202~~
Source-specific Applicable Requirements
S707—Tank A-707 NSPS Ka, MACT Group 1 Tank**

Applicable Requirement	Regulation Title or Description of Requirement	Federally Enforceable (Y/N)	Future Effective Date
63.654(g)(3)(i)(B)	Periodic Reporting and Recordkeeping Requirements--storage vessels with external floating roofs	Y	
63.654(g)(3)(i)(C)	Periodic Reporting and Recordkeeping Requirements--storage vessels with external floating roofs	Y	
63.654(g)(3)(i)(D)	Periodic Reporting and Recordkeeping Requirements--storage vessels with external floating roofs	Y	
63.654(g)(3)(i)i)	Periodic Reporting and Recordkeeping Requirements--storage vessels with external floating roofs	Y	
63.654(g)(3)(i)ii)	Periodic Reporting and Recordkeeping Requirements--storage vessels with external floating roofs	Y	
63.654(g)(3)(i)ii)(B)	Periodic Reporting and Recordkeeping Requirements--storage vessels with external floating roofs	Y	
63.654(h)(2)	Reporting and Recordkeeping Requirements--Other reports--Storage vessel notification of inspections.	Y	
63.654(h)(2)(i)	Reporting and Recordkeeping Requirements--Other reports--Storage vessel notification of inspections.	Y	
63.654(h)(2)(i)(A)	Reporting and Recordkeeping Requirements--Other reports--Storage vessel notification of inspections.	Y	
63.654(h)(2)(i)(B)	Reporting and Recordkeeping Requirements--Other reports--Storage vessel notification of inspections.	Y	
63.654(h)(2)(i)(C)	Reporting and Recordkeeping Requirements--Other reports--Storage vessel notification of inspections.	Y	
63.654(h)(2)(i)i)	Reporting and Recordkeeping Requirements--Other reports--Storage vessel notification of external floating roof tank seal gap inspections.	Y	
63.654(h)(6)	Reporting and Recordkeeping Requirements--Other reports--Determination of Applicability	Y	
63.654(h)(6)(i)	Reporting and Recordkeeping Requirements--Other reports--Determination of Applicability	Y	
63.654(i)(1)	Reporting and Recordkeeping Requirements--Recordkeeping for storage vessels	Y	
63.654(i)(1)(i)	Reporting and Recordkeeping Requirements--Recordkeeping for storage vessels	Y	
63.654(i)(1)(i)v)	Reporting and Recordkeeping Requirements--Recordkeeping for Group 2 storage vessels	Y	
63.654(i)(4)	Reporting and Recordkeeping Requirements—Record retention	Y	

**Table IV – ~~BP Cluster 20F-202~~
Source-specific Applicable Requirements
S707—Tank A-707 NSPS Ka, MACT Group 1 Tank**

Applicable Requirement	Regulation Title or Description of Requirement	Federally Enforceable (Y/N)	Future Effective Date
<u>63.640(n)</u>	Which rule governs for storage vessels subject to the control requirements of NSPS subpart Ka but subject to only recordkeeping under Refinery MACT?	<u>63.640(n)(6) NSPS subpart Ka</u>	Y
	Does Refinery MACT provide for delay of NSPS Ka seal gap measurements due to unsafe conditions?	<u>63.640(n)(9)(i) YES—up to 30 days, or empty the tank within 45 days</u>	Y
	Does Refinery MACT provide for extensions of time to perform NSPS Ka inspections of unsafe tanks?	<u>63.640(n)(9)(ii) YES—up to 2 extensions of 30 days each</u>	Y
	Does Refinery MACT provide for extensions of time to repair defects found during NSPS Ka inspections?	<u>63.640(n)(9)(ii) YES—up to 2 extensions of 30 days each</u>	Y
	Does Refinery MACT provide for waiving the NSPS Ka prior-request requirement for extensions of time?	<u>63.640(n)(9)(ii) YES</u>	Y
	Does Refinery MACT provide for submitting NSPS Ka documentation of the need for an extension with the next semi-annual periodic report?	<u>63.640(n)(9)(iii) YES</u>	Y
	Does Refinery MACT provide for submitting reports of NSPS Ka inspection failures on the semi-annual periodic report schedule?	<u>63.640(n)(9)(iv) YES</u>	Y
NSPS Subpart Ka	Petroleum Liquids Storage Vessels REQUIREMENTS FOR EXTERNAL-FLOATING ROOF TANKS	Y	
<u>60.112a(a)</u>	EFRT operating requirements: When landing the floating roof on its support legs, is the tank to be emptied & either refilled or degassed AS SOON AS POSSIBLE?	<u>60.112a(a)(1) YES</u>	Y
	Temporary exemption from operating requirements while the external floating roof is landed on its support legs? *	<u>60.112a(a)(1) EXEMPT</u>	Y

**Table IV – BP Cluster 20F-202
Source-specific Applicable Requirements
S707—Tank A-707 NSPS Ka, MACT Group 1 Tank**

Applicable Requirement	Regulation Title or Description of Requirement	Federally Enforceable (Y/N)	Future Effective Date
	<p>EFR Rim Seals:</p> <p>vapor-mounted primary seal:</p> <p>liquid-mounted primary seal:</p> <p>mechanical shoe primary seal:</p>	<p>60.112a(a)(1)</p> <p>OK with rim-mounted secondary</p> <p>OK with rim-mounted secondary</p> <p>OK with rim-mounted secondary</p>	<p>Y</p>
	Shall there be no holes, tears, or openings in the EFR seals?	<p>60.112a(a)(1)(i) & (ii)</p> <p>YES</p>	<p>Y</p>
	<p>EFR Primary Seal Gap Inspection Criteria:</p> <p>maximum area:</p> <p>maximum gap width:</p>	<p>60.112a(a)(1)(i)(A)</p> <p>60.112a(a)(1)(i)(B) *</p> <p>10 in² per foot of</p> <p>1.5 in.</p>	<p>Y</p>
	Is the metallic shoe of an EFR mechanical shoe seal required to have its bottom in the liquid and extend at least 24 in. above the liquid?	<p>60.112a(a)(1)(i)(C)</p> <p>YES</p>	<p>Y</p>
	<p>EFR Secondary Seal Gap Inspection Criteria:</p> <p>maximum area:</p> <p>maximum gap width:</p>	<p>60.112a(a)(1)(ii)(B)</p> <p>1 in² per foot of</p> <p>0.5 in.</p>	<p>Y</p>
	Are EFR rim seals allowed to be pulled back or temporarily removed during inspection?	<p>60.112a(a)(1)(ii)(D)</p> <p>YES</p>	<p>Y</p>
	EFR deck openings other than for vents to project into liquid?	<p>60.112a(a)(1)(iii)</p> <p>REQUIRED</p>	<p>Y</p>
	EFR rim space vents to remain closed except when the pressure setting is exceeded?	<p>60.112a(a)(1)(iii)</p> <p>REQUIRED</p>	<p>Y</p>
	EFR auto-bleeder vent (vacuum breaker) to be closed except when the deck is landed?	<p>60.112a(a)(1)(iii)</p> <p>REQUIRED</p>	<p>Y</p>
	EFR guidepole wells to have a deck cover gasket and a pole wiper?	<p>60.112a(a)(1)(iii)</p> <p>guidepole requirements are specified in FR notices</p> <p>65-FR-2336 (01/14/00)</p> <p>65-FR-19891(04/13/00)</p>	<p>Y</p>
	EFR unslotted guidepoles to have a gasketed cap at the top of the pole?	<p>60.112a(a)(1)(iii)</p> <p>Required per FR notices</p> <p>65-FR-2336 (01/14/00)</p> <p>65-FR-19891(04/13/00)</p>	<p>Y</p>

**Table IV – BP Cluster 20F-202
Source-specific Applicable Requirements
S707—Tank A-707 NSPS Ka, MACT Group 1 Tank**

Applicable Requirement	Regulation Title or Description of Requirement	Federally Enforceable (Y/N)	Future Effective Date
	EFRT slotted guidepoles to have either an internal float or a pole sleeve?	60.112a(a)(1)(iii) Required per FR notices 65 FR 2336 (01/14/00) 65 FR 19891(04/13/00)	Y
	Deck openings (wells) other than for vents, drains, or legs to have covers that are kept closed except for access?	60.112a(a)(1)(iii)&(iv) REQUIRED*	Y
	EFR emergency roof drains to have seals covering at least 90% of the opening?	60.112a(a)(1)(iv) REQUIRED	Y
60.113a(a)	UNSAFE CONDITIONS: Delay of EFR seal gap measurements allowed for unsafe conditions? If unable to make safe to measure, must the EFRT be emptied?	60.113a(a)(1) not addressed* 60.113a(a)(1) not addressed*	Y
	EXTENSIONS OF TIME: If EFRT is unsafe to inspect & cannot be emptied within 45 days?	60.113a(a)(1) not addressed*	Y
	EXTENSIONS OF TIME: If EFRT defects cannot be repaired & the tank cannot be emptied within 45 days?	60.113a(a)(1) not addressed*	Y
	Notification of Inspections: Are notifications of inspections to demonstrate initial compliance required; For EFR seal gap measurements:	60.113a(a)(1)(i) Required- notifications & reports per Ongoing Reports	Y
	Seal Gap Measurements: FREQUENCY AFTER INITIAL COMPLIANCE; For the EFR Primary Seal:	60.113a(a)(1)(i)(A) every 5 years	Y
	Seal Gap Measurements: For new EFRTs:	60.113a(a)(1)(i)(A) & (B) measure gaps of both seals within 60 days after initial fill	Y
	Seal Gap Measurements: FREQUENCY AFTER INITIAL COMPLIANCE; For the EFR Secondary Seal:	60.113a(a)(1)(i)(B) annually	Y
	Seal Gap Measurements: For EFRTs returned to affected service after 1 yr or more of exempt service:	60.113a(a)(1)(i)(C) measure gaps of both seals within 60 days	Y

**Table IV – BP Cluster 20F-202
Source-specific Applicable Requirements
S707—Tank A-707 NSPS Ka, MACT Group 1 Tank**

Applicable Requirement	Regulation Title or Description of Requirement	Federally Enforceable (Y/N)	Future Effective Date
	Recordkeeping for inspections: Keep inspection reports as specified.	60.113a(a)(1)(i)(D) Keep the record on-site for 2 years	Y
	Records of EFR inspection reports:	60.113a(a)(1)(i)(D) all seal gap measurements	Y
	Periodic Reports: Report EFR seal gap inspections if there was no out of compliance?	60.113a(a)(1)(i)(E) Not required	Y
	Periodic Reports: Report EFR seal gap inspections when there is out of compliance?	60.113a(a)(1)(i)(E) Required within 60 days of inspection *	Y
	Periodic Reports: Report of EFR inspection failures to include:	60.113a(a)(1)(i)(E) identification of tank, description of failure & required repair actions	Y
	MEASUREMENT COND'S: Are EFR seal gap measurements to be made with the roof floating?	60.113a(a)(1)(ii)(A) YES	Y
	DETERMINATION OF EFR -RIM SEAL GAP AREAS: Presence of a gap determined by inserting a 1/8 in. probe?	60.113a(a)(1)(ii)(B) YES	Y
	DETERMINATION OF EFR -RIM SEAL GAP AREAS: Use probes of various widths to determine the gap area?	60.113a(a)(1)(ii)(C) YES	Y
	DETERMINATION OF EFR -RIM SEAL GAP AREAS: Sum the gap areas & divide by the diameter of the tank?	60.113a(a)(1)(iii) YES	Y
	Notification of Inspections: Is 30 day notice required prior to EFR seal gap measurements?	60.113a(a)(1)(iv) REQUIRED	Y
60.115a(a)	Applicability records: Time period for keeping records of applicability determination, unless specified otherwise.	60.115a(a) Keep record as long as the tank is in that service	Y
	Applicability records: Additional recordkeeping requirements for certain tanks.	60.115a(a) – (d) identification & TVP of the stored product, if capacity > 40,000 gallons and TVP > 1.0 Keep record as long as the tank is in that service	Y

**Table IV – BP Cluster 20F-202
Source-specific Applicable Requirements
S707—Tank A-707 NSPS Ka, MACT Group 1 Tank**

Applicable Requirement	Regulation Title or Description of Requirement	Federally Enforceable (Y/N)	Future Effective Date
<u>60.115a(b)</u>	True vapor pressure (TVP) determination for applicability:	60.115a(b) & (c) true vapor pressure (not maximum TVP), & thus could be based on the annual average temperature	Y
NSPS Subpart A	New Source Performance Standards GENERAL PROVISIONS	Y	
<u>60.7(a)</u>	Initial Notification: Is initial notification of the source's existence required?	60.7(a)(1) notification within 30 days after begin construction	Y
	Report (document) having initially achieved compliance?	60.7(a)(3) notif. of startup within 15 days, but no req. to certify compliance	Y
	Notification of Compliance Status report:	60.7(a)(3) notification within 15 days after startup	Y
	Initial Notification: Is initial notification required if tank becomes affected only as a result of a modification?	60.7(a)(4) notification 60 days or as soon as practicable before the change	Y
<u>60.7(f)</u>	General recordkeeping requirements: Time period for keeping records, unless specified otherwise.	60.7(f) Keep all reports & notifications for 2 years	Y
	General recordkeeping requirements: Keep all reports and notification for the specified period of time.	60.7(f) required	Y
<u>60.14(g)</u>	Achieve compliance for: <u>New Tanks</u> (or tanks that become affected as a result of a change or modification)?	60.14(g) up to 180 days after modifications (otherwise prior to fill)	Y
BAAQMD Condition # 8517	Permit Conditions		
Part 1	Design specifications (basis: Reg. 8-5, cumulative increase)	Y	
Part 2	Requirement to notify the District regarding tank seals (basis: Reg. 8-5, cumulative increase)	Y	
BAAQMD Condition # 19528			
Part 1	Throughput limit (basis: Regulation 2-1-234.3, Regulation 2-1-403 Regulation 2-6-503)	Y	

**Table IV – ~~BQ Cluster 20F-202~~
Source-specific Applicable Requirements
S706 – Tank A-706, S709 – Tank A-709
NSPS Ka, MACT Group 1 Tank**

Applicable Requirement	Regulation Title or Description of Requirement	Federally Enforceable (Y/N)	Future Effective Date
<u>BAAQMD Regulation 8 Rule 5</u>	<u>Organic Compounds - Storage of Organic Liquids (10/18/2006)</u>		
<u>8-5-100</u>	<u>General</u>	<u>Y</u>	
<u>8-5-101</u>	<u>Description</u>	<u>Y</u>	
<u>8-5-111</u>	<u>Limited Exemption, Tank Removal From and Return to Service</u>	<u>N</u>	
<u>8-5-111.1</u>	<u>Limited Exemption, Tank Removal From and Return to Service, Notification</u>	<u>Y</u>	
<u>8-5-111.1.1</u>	<u>Limited Exemption, Tank Removal From and Return to Service, Notification</u>	<u>Y</u>	
<u>8-5-111.1.2</u>	<u>Limited Exemption, Tank Removal From and Return to Service, Notification</u>	<u>Y</u>	
<u>8-5-111.2</u>	<u>Limited Exemption, Tank Removal From and Return to Service; Tank in compliance at time of notification</u>	<u>N</u>	
<u>8-5-111.3</u>	<u>Limited Exemption, Tank Removal From and Return to Service; Filling, emptying, refilling floating roof tanks</u>	<u>Y</u>	
<u>8-5-111.5</u>	<u>Limited Exemption, Tank Removal From and Return to Service; Minimize emissions and, if required, degas per 8-5-328</u>	<u>N</u>	
<u>8-5-111.6</u>	<u>Limited Exemption, Tank Removal From and Return to Service; Self report if out of compliance during exemption period</u>	<u>N</u>	
<u>8-5-112</u>	<u>Limited Exemption, Preventative Maintenance and Inspection of Tanks in Operation</u>	<u>N</u>	
<u>8-5-112.1</u>	<u>Limited Exemption, Preventative Maintenance and Inspection of Tanks in Operation; Notification</u>	<u>Y</u>	
<u>8-5-112.1.1</u>	<u>Limited Exemption, Preventative Maintenance and Inspection of Tanks in Operation; Notification</u>	<u>Y</u>	
<u>8-5-112.1.2</u>	<u>Limited Exemption, Preventative Maintenance and Inspection of Tanks in Operation; Notification</u>	<u>Y</u>	
<u>8-5-112.2</u>	<u>Limited Exemption, Preventative Maintenance and Inspection of Tanks in Operation; Tank in compliance at time of notification</u>	<u>N</u>	
<u>8-5-112.3</u>	<u>Limited Exemption, Preventative Maintenance and Inspection of Tanks in Operation; No product movement, Minimize emissions</u>	<u>Y</u>	
<u>8-5-112.4</u>	<u>Limited Exemption, Preventative Maintenance and Inspection of Tanks in Operation; Not to exceed 7 days</u>	<u>N</u>	

**Table IV – ~~BQ Cluster 20F-202~~
Source-specific Applicable Requirements
S706 – Tank A-706, S709 – Tank A-709
NSPS Ka, MACT Group 1 Tank**

Applicable Requirement	Regulation Title or Description of Requirement	Federally Enforceable (Y/N)	Future Effective Date
8-5-112.5	Limited Exemption, Preventative Maintenance and Inspection of Tanks in Operation; Self report if out of compliance during exemption period	N	
8-5-112.6	Limited Exemption, Preventative Maintenance and Inspection of Tanks in Operation; Keep records for each exemption	N	
8-5-112.6.1	Limited Exemption, Preventative Maintenance and Inspection of Tanks in Operation; Keep records for each exemption	N	
8-5-112.6.2	Limited Exemption, Preventative Maintenance and Inspection of Tanks in Operation; Keep records for each exemption	N	
8-5-112.6.3	Limited Exemption, Preventative Maintenance and Inspection of Tanks in Operation; Keep records for each exemption	N	
8-5-112.6.4	Limited Exemption, Preventative Maintenance and Inspection of Tanks in Operation; Keep records for each exemption	N	
8-5-117	Limited Exemption, Low Vapor Pressure	N	
8-5-119	Limited Exemption, Repair Period - Optional	N	
8-5-119.1	Limited Exemption, Repair Period - Optional	N	
8-5-119.2	Limited Exemption, Repair Period - Optional	N	
8-5-119.3	Limited Exemption, Repair Period - Optional	N	
8-5-301	Storage Tank Control Requirements	N	
8-5-304	Requirements for External Floating Roof Tanks	N	
8-5-304.1	Requirements for External Floating Roofs; Tank fittings	Y	
8-5-304.2	Requirements for External Floating Roofs; Primary seal (8-5-321)	Y	
8-5-304.3	Requirements for External Floating Roofs; Secondary seal (8-5-322)	Y	
8-5-304.4	Requirements for External Floating Roofs; Floating roof	N	
8-5-304.5	Requirements for External Floating Roofs; Tank shell	N	
8-5-304.6	Requirements for External Floating Roofs; Pontoons – no leaks	N	
8-5-304.6.1	Requirements for External Floating Roofs; Pontoons – make gas tight if leaking	N	
8-5-304.6.2	Requirements for External Floating Roofs; Pontoons-repair all leaks at next removal from service	N	
8-5-320	Floating Roof Tank Fitting Requirements	N	
8-5-320.2	Floating Roof Tank Fitting Requirements; Projection below liquid surface	N	
8-5-320.3	Floating Roof Tank Fitting Requirements; Gasketed covers, seals, lids	N	
8-5-320.3.1	Floating Roof Tank Fitting Requirements; Gasketed covers, seals, lids - Gap requirements	Y	

**Table IV – ~~BQ Cluster 20F-202~~
Source-specific Applicable Requirements
S706 – Tank A-706, S709 – Tank A-709
NSPS Ka, MACT Group 1 Tank**

Applicable Requirement	Regulation Title or Description of Requirement	Federally Enforceable (Y/N)	Future Effective Date
8-5-320.5	Floating Roof Tank Fitting Requirements; Slotted sampling or gauging wells	N	
8-5-320.5.1	Floating Roof Tank Fitting Requirements; Slotted sampling or gauging wells -projection below liquid surface	Y	
8-5-320.5.2	Floating Roof Tank Fitting Requirements; Slotted sampling or gauging wells -cover, gasket, pole sleeve, pole wiper for EFR wells	N	
8-5-320.5.3	Floating Roof Tank Fitting Requirements; Slotted sampling or gauging wells-total secondary seal gap must include well gap	Y	
8-5-321	Primary Seal Requirements	N	
8-5-321.1	Primary Seal Requirements; No holes, tears, other openings	Y	
8-5-321.2	Primary Seal Requirements; The seal shall be metallic shoe or liquid mounted except as provided in 8-5-305.1.3	Y	
8-5-321.3	Primary Seal Requirements; Metallic-shoe-type seal requirements	N	
8-5-321.3.1	Primary Seal Requirements; Metallic-shoe-type seal requirements-- geometry of shoe	Y	
8-5-321.3.2	Primary Seal Requirements; Metallic-shoe-type seal requirements-- welded tanks	Y	
8-5-322	Secondary Seal Requirements	N	
8-5-322.1	Secondary Seal Requirements; No holes, tears, other openings	Y	
8-5-322.2	Secondary Seal Requirements; Insertion of probes	Y	
8-5-322.5	Secondary Seal Requirements; Gap requirements for welded external floating roof tanks with seals installed after 9/4/1985	Y	
8-5-322.6	Secondary Seal Requirements; Extent of seal	Y	
8-5-328	Tank Degassing Requirements	N	
8-5-328.1	Tank Degassing Requirements; Tanks > 75 cubic meters	N	
8-5-328.2	Tank Degassing Requirements; Ozone Excess Day Prohibition	Y	
8-5-328.3	Tank Degassing Requirements; BAAQMD notification required	N	
8-5-331	Tank Cleaning Requirements	N	
8-5-331.1	Tank Cleaning Requirements; Cleaning material properties	N	
8-5-331.2	Tank Cleaning Requirements; Steam cleaning prohibition	N	
8-5-331.3	Tank Cleaning Requirements; Steam cleaning exceptions	N	
8-5-401	Inspection Requirements for External Floating Roof Tanks	N	
8-5-401.1	Inspection Requirements for External Floating Roof Tanks; Primary and Secondary Seal Inspections	N	
8-5-401.2	Inspection Requirements for External Floating Roof Tanks; Tank Fittings Inspections	N	

**Table IV – ~~BQ Cluster 20F-202~~
Source-specific Applicable Requirements
S706 – Tank A-706, S709 – Tank A-709
NSPS Ka, MACT Group 1 Tank**

Applicable Requirement	Regulation Title or Description of Requirement	Federally Enforceable (Y/N)	Future Effective Date
8-5-404	Inspection, Abatement Efficiency Determination, and Source Test Reports	N	
8-5-411	Enhanced Monitoring Program (Optional)	N	
8-5-411.3	Enhanced Monitoring Program (Optional); Performance requirements	N	
8-5-412	Monitoring of Leaking Pontoons	N	
8-5-501	Records	N	
8-5-501.1	Records; Type and amounts of liquid, type of blanket gas, TVP - Retain 24 months	Y	
8-5-501.2	Records; Internal and External Floating Roof Tanks, Seal Replacement Records - Retain 10 years	Y	
8-5-501.3	Records; Retention	N	
8-5-602	Analysis of Samples, True Vapor Pressure	Y	
8-5-604	Determination of Applicability Based on True Vapor Pressure	Y	
8-5-605	Measurement of Leak Concentration and Residual Concentrations	N	
8-5-605.1	Measurement of Leak Concentration and Residual Concentrations; EPA Method 21 Instrument	N	
8-5-605.2	Measurement of Leak Concentration and Residual Concentrations; Test Methods	N	
8-5-606	Analysis of Samples, Tank Cleaning Agents	N	
8-5-606.1	Analysis of Samples, Tank Cleaning Agents; IBP	N	
8-5-606.2	Analysis of Samples, Tank Cleaning Agents; TVP	N	
8-5-606.3	Analysis of Samples, Tank Cleaning Agents; VOC	N	
BAAQMD SIP	Organic Compounds - STORAGE OF ORGANIC LIQUIDS		
Reg 8 Rule 5	REQUIREMENTS (11/27/026/5/2003)		
8-5-111	Limited Exemption, Tank Removal From and Return to Service	Y	
8-5-111.1	Limited Exemption, Tank Removal From and Return to Service, Notification	Y	
8-5-111.1.1	Limited Exemption, Tank Removal From and Return to Service, Notification, 3-day prior notification	Y	
8-5-111.1.2	Limited Exemption, Tank Removal From and Return to Service, Notification, Telephone notification	Y	
8-5-111.2	Limited Exemption, Tank Removal From and Return to Service, Tank in compliance prior to notification	Y	
8-5-111.3	Limited Exemption, Tank Removal From and Return to Service, Floating roof tanks	Y	

**Table IV – ~~BQ Cluster 20F-202~~
Source-specific Applicable Requirements
S706 – Tank A-706, S709 – Tank A-709
NSPS Ka, MACT Group 1 Tank**

Applicable Requirement	Regulation Title or Description of Requirement	Federally Enforceable (Y/N)	Future Effective Date
8-5-111.5	Limited Exemption, Tank Removal From and Return to Service, Minimize emissions	Y	
8-5-111.6	Limited Exemption, Tank Removal From and Return to Service, Notice of completion not required	Y	
8-5-111.7	Limited Exemption, Tank Removal From and Return to Service, Satisfy requirements of 8-5-328	Y	
8-5-112	Limited Exemption, Tanks in Operation	Y	
8-5-112.1	Limited Exemption, Tanks in Operation, Notification	Y	
8-5-112.1.1	Limited Exemption, Tanks in Operation, Notification, 3-day prior notification	Y	
8-5-112.1.2	Limited Exemption, Tanks in Operation, Notification, Telephone notification	Y	
8-5-112.2	Limited Exemption, Tanks in Operation, Tank in compliance prior to start of work. Certified per 8-5-404	Y	
8-5-112.3	Limited Exemption, Tanks in Operation, No product movement, Minimize emissions	Y	
8-5-112.4	Limited Exemption, Tanks in Operation, Not to exceed 7 days	Y	
8-5-117	Exemption, Low Vapor Pressure	Y	
8-5-301	Storage Tank Control Requirements	Y	
8-5-302	Requirements for Submerged Fill Pipes	Y	
8-5-304	Requirements for External Floating Roofs	Y	
8-5-304.4	Requirements for External Floating Roofs; Floating roof requirements	Y	
8-5-320	Tank Fitting Requirements	Y	
8-5-320.3	Tank Fitting Requirements; Gasketed covers, seals, lids	Y	
8-5-320.5	Tank Fitting Requirements; Slotted sampling or gauging wells	Y	
8-5-320.5.2	Tank Fitting Requirements; Slotted sampling or gauging wells - cover, gasket, pole sleeve, pole wiper for EFR wells	Y	
8-5-321	Primary Seal Requirements	Y	
8-5-321.3	Primary Seal Requirements; Metallic-shoe-type seal requirements	Y	
8-5-322	Secondary Seal Requirements	Y	
8-5-328	Tank Degassing Requirements	Y	
8-5-328.1	Tank degassing requirements; Tanks > 75 cubic meters	Y	
8-5-328.1.2	Tank degassing requirements; Concentration of <10,000 ppm as methane after degassing	Y	
8-5-401	Inspection Requirements for External Floating Roof	Y	

**Table IV – ~~BQ Cluster 20F-202~~
Source-specific Applicable Requirements
S706 – Tank A-706, S709 – Tank A-709
NSPS Ka, MACT Group 1 Tank**

Applicable Requirement	Regulation Title or Description of Requirement	Federally Enforceable (Y/N)	Future Effective Date
8-5-401.1	Inspection Requirements for External Floating Roof Tanks; Primary and Secondary Seal Inspections	<u>Y</u>	
8-5-401.2	Inspection Requirements for External Floating Roof Tanks; Tank Fittings Inspections	<u>Y</u>	
8-5-403	Inspection Requirements for Pressure Vacuum Valves	Y	
8-5-404	Certification	Y	
8-5-405	Information Required	Y	
8-5-405.1	Information required	<u>Y</u>	
8-5-405.2	Information required	<u>Y</u>	
8-5-405.3	Information required	<u>Y</u>	
8-5-501	Records	<u>Y</u>	
8-5-501	Records	Y	
8-5-502	Tank Degassing Annual Source Test Requirement	Y	
8-5-503	Portable Hydrocarbon Detector	Y	
BAAQMD Regulation 10	Standards of Performance for New Stationary Sources incorporated by reference (02/16/2000)		
10-16	Subpart Ka – Standards of Performance for Storage Vessels for Petroleum Liquids for which Construction, Reconstruction, or Modification Commence After June 11, 1973 and Prior to May 19, 1978	<u>Y</u>	
40 CFR 60 Subpart Ka	NSPS – Standards of Performance for Storage Vessels for Petroleum Liquids for which Construction, Reconstruction, or Modification Commence After June 11, 1973 and Prior to May 19, 1978		
60.110a(a)	Applicability and Designation of Affected Facility: Volatile organic liquid storage vessels > or = to 40,000 gallons, after 5/18/1978	<u>Y</u>	
40 CFR 63 Subpart G	NESHAPS for Source Categories: SO2, H2S, and NOx Requirements for tanks subject to 40 CFR 63 Subpart CC	-	
63.119	Storage Vessel Provisions--Reference Control Technology	<u>Y</u>	
63.119(a)	Storage Vessel Provisions -- Reference Control Technology	<u>Y</u>	
63.119(a)(1)	Storage Vessel Provisions -- Reference Control Technology--Group 1, TVP < 76.6 kPa (11psi)	<u>Y</u>	
63.119(c)	Storage Vessel Provisions . Reference Control Technology-- External floating roof	<u>Y</u>	
63.119(c)(1)	Storage Vessel Provisions . Reference Control Technology-- External floating roof seals	<u>Y</u>	
63.119(c)(1)(i)	Storage Vessel Provisions . Reference Control Technology-- External floating roof double seals required	<u>Y</u>	

**Table IV – ~~BQ Cluster 20F-202~~
Source-specific Applicable Requirements
S706 – Tank A-706, S709 – Tank A-709
NSPS Ka, MACT Group 1 Tank**

Applicable Requirement	Regulation Title or Description of Requirement	Federally Enforceable (Y/N)	Future Effective Date
63.119(c)(1)(i)	Storage Vessel Provisions . Reference Control Technology-- External floating roof primary seal requirements	Y	
63.119(c)(1)(i)	Storage Vessel Provisions . Reference Control Technology-- External floating roof primary and secondary seal requirements	Y	
63.119(c)(3)	Storage Vessel Provisions . Reference Control Technology-- External floating roof – roof must rest on liquid	Y	
63.119(c)(3)(i)	Storage Vessel Provisions . Reference Control Technology-- External floating roof exception	Y	
63.119(c)(3)(i)	Storage Vessel Provisions . Reference Control Technology-- External floating roof exception	Y	
63.119(c)(3)(i)	Storage Vessel Provisions . Reference Control Technology-- External floating roof exception	Y	
63.119(c)(4)	Storage Vessel Provisions . Reference Control Technology-- External Floating Roof Operations, when not floating	Y	
63.120	Storage Vessel Provisions - Procedures To Determine Compliance.	Y	
63.120(b)	Storage Vessel Provisions . Procedures to Determine Compliance-- Compliance Demonstration--External floating roof	Y	
63.120(b)(1)	Storage Vessel Provisions . Procedures to Determine Compliance-- External FR seal gap measurement	Y	
63.120(b)(1)(i)	Storage Vessel Provisions . Procedures to Determine Compliance-- External FR with double seals primary seal gap measurement	Y	
63.120(b)(1)(i)	Storage Vessel Provisions . Procedures to Determine Compliance-- External FR with double seals secondary seal gap	Y	
63.120(b)(1)(i)	Storage Vessel Provisions . Procedures to Determine Compliance-- External FR seal inspections prior to tank refill after service	Y	
63.120(b)(1)(i)	Storage Vessel Provisions . Procedures to Determine Compliance-- External FR and seal gap determination methods	Y	
63.120(b)(2)	Storage Vessel Provisions . Procedures to Determine Compliance-- External FR and seal gap determination methods	Y	
63.120(b)(2)(i)	Storage Vessel Provisions . Procedures to Determine Compliance-- External FR and seal gap determination methods	Y	
63.120(b)(2)(i)	Storage Vessel Provisions . Procedures to Determine Compliance-- External FR with double seals secondary seal gap	Y	
63.120(b)(2)(i)	Storage Vessel Provisions . Procedures to Determine Compliance-- External FR and seal gap determination methods	Y	

**Table IV – ~~BQ Cluster 20F-202~~
Source-specific Applicable Requirements
S706 – Tank A-706, S709 – Tank A-709
NSPS Ka, MACT Group 1 Tank**

Applicable Requirement	Regulation Title or Description of Requirement	Federally Enforceable (Y/N)	Future Effective Date
63.120(b)(3)	Storage Vessel Provisions . Procedures to Determine Compliance-- External FR primary seal gap calculation method	<u>Y</u> -	
63.120(b)(4)	Storage Vessel Provisions . Procedures to Determine Compliance-- External FR secondary seal gap calculation method	<u>Y</u> -	
63.120(b)(5)	Storage Vessel Provisions . Procedures to Determine Compliance-- External FR primary seal requirements	<u>Y</u> -	
63.120(b)(5)(i)	Storage Vessel Provisions . Procedures to Determine Compliance-- External FR primary seal requirements metallic shoe	<u>Y</u> -	
63.120(b)(5)(i)	Storage Vessel Provisions . Procedures to Determine Compliance-- External FR primary seal, no holes	<u>Y</u> -	
63.120(b)(6)	Storage Vessel Provisions . Procedures to Determine Compliance-- External FR secondary seal requirements	<u>Y</u> -	
63.120(b)(6)(i)	Storage Vessel Provisions . Procedures to Determine Compliance-- External FR secondary seal location	<u>Y</u> -	
63.120(b)(6)(i)	Storage Vessel Provisions . Procedures to Determine Compliance-- External FR secondary seal, no holes	<u>Y</u> -	
63.120(b)(7)	Storage Vessel Provisions . Procedures to Determine Compliance-- External FR unsafe to perform seal measurements	<u>Y</u> -	
63.120(b)(7)(i)	Storage Vessel Provisions . Procedures to Determine Compliance-- External FR unsafe to perform seal measurements	<u>Y</u> -	
63.120(b)(7)(i)	Storage Vessel Provisions . Procedures to Determine Compliance-- External FR unsafe to perform seal measurements	<u>Y</u> -	
63.120(b)(8)	Storage Vessel Provisions -- Procedures to Determine Compliance External FR Repairs	<u>Y</u> -	
63.120(b)(9)	Storage Vessel Provisions -- Procedures to Determine Compliance External FR seal gap measurement 30 day notification	<u>Y</u> -	
63.120(b)(10)	Storage Vessel Provisions . Procedures to Determine Compliance-- External FR and seals visual inspection each time emptied	<u>Y</u> -	
63.120(b)(10)(i)	Storage Vessel Provisions . Procedures to Determine Compliance-- External FR and seal repairs [does not apply to gaskets slotted membranes, or sleeve seals for Group 1 Refinery MACT per 40 CFR 63.646(e)]	<u>Y</u> -	
63.120(b)(10)(ii)	Storage Vessel Provisions . Procedures to Determine Compliance-- External FR and seal inspections 30 day notification	<u>Y</u> -	
63.120(b)(10)(iii)	Storage Vessel Provisions . Procedures to Determine Compliance-- External FR and seal inspections -Notification for unplanned	<u>Y</u> -	
63.123	Storage Vessel Provisions--Recordkeeping.	<u>Y</u>	

**Table IV – ~~BQ Cluster 20F-202~~
Source-specific Applicable Requirements
S706 – Tank A-706, S709 – Tank A-709
NSPS Ka, MACT Group 1 Tank**

Applicable Requirement	Regulation Title or Description of Requirement	Federally Enforceable (Y/N)	Future Effective Date
63.123(a)	Storage Vessel Provisions . Recordkeeping--Group 1 and Group 2	<u>Y</u>	
63.123(d)	Storage Vessel Provisions . Recordkeeping--Group 1 External floating Roof	<u>Y</u>	
63.123(g)	Storage Vessel Provisions -- Recordkeeping, Extensions	<u>Y</u>	
40 CFR 63 Subpart CC Refinery MACT	NESHAP for Source Categories - Petroleum Refineries REQUIREMENTS FOR TANKS ALSO SUBJECT TO NSPS Ka	Y	
63.640	Applicability	<u>Y</u>	
63.640(c)(2)	Applicability and Designation of Storage Vessels	<u>Y</u>	
63.640(n)	Applicability and Designation of Affected Source Overlap for Storage Vessels	<u>Y</u>	
63.640(n)(5)	Applicability and Designation of Affected Source Overlap for Storage Vessels—Existing Group 1 storage vessels also subject to NSPS Subparts K or Ka are only required to comply with the provisions of this subpart	<u>Y</u>	
63.641	Definitions:	<u>Y</u>	
63.646	Storage Vessel Provisions	<u>Y</u>	
63.646(a)	Storage Vessel Provisions--Group 1, Comply with Subpart G 63.119 through 63.121.	<u>Y</u>	
63.646(b)(1)	Storage Vessel Provisions--Determine stored liquid % OHAP for group determination	<u>Y</u>	
63.646(b)(2)	Storage Vessel Provisions--Determine stored liquid % OHAP-method 18 to resolve disputes	<u>Y</u>	
63.646(c)	Storage Vessel Provisions--40 CFR 63 exclusions for storage vessels – 63.119(b)(5); (b)(6); (c)(2); and (d)(2) are not applicable	<u>Y</u>	
63.646(d)	Storage Vessel Provisions—How to handle references in 40 CFR 63 Subpart G for storage vessels	<u>Y</u>	
63.646(e)	Storage Vessel Provisions--Compliance with inspection requirements of 63.120 of Subpart G for gaskets, slotted membranes, and sleeve seals	<u>Y</u>	
63.646(f)	Storage Vessel Provisions--Group 1 floating roof requirements	<u>Y</u>	
63.646(f)(1)	Storage Vessel Provisions--Group 1 floating roof requirements--Cover or lid	<u>Y</u>	
63.646(f)(2)	Storage Vessel Provisions--Group 1 floating roof requirements--Rim space	<u>Y</u>	

**Table IV – ~~BQ Cluster 20F-202~~
Source-specific Applicable Requirements
S706 – Tank A-706, S709 – Tank A-709
NSPS Ka, MACT Group 1 Tank**

Applicable Requirement	Regulation Title or Description of Requirement	Federally Enforceable (Y/N)	Future Effective Date
63.646(f)(3)	Storage Vessel Provisions-Group 1 floating roof requirements-- Automatic bleeder vents	Y	
63.646(g)	Storage Vessel Provisions—Failure to perform inspections and monitoring required by this section shall constitute a violation of the applicable standard of this subpart.	Y	
63.646(h)	Storage Vessel Provisions—References in 63.119 through 63.121 to 63.122(g)(1), 63.151, and references to initial notification requirements do not apply	Y	
63.646(i)	Storage Vessel Provisions—References to the Notification of Compliance Status Report in 63.152(b) shall be replaced with 63.654(f).	Y	
63.646(k)	Storage Vessel Provisions—References to the Periodic Reports in 63.152(c) shall be replaced with 63.654(g).	Y	
63.646(l)	Storage Vessel Provisions--State or local permitting agency notification requirements	Y	
63.654	Reporting and Recordkeeping Requirements	Y	
63.654(f)	Reporting and Recordkeeping Requirements--Notice of compliance status report requirements	Y	
63.654(f)(1)(i)(A)	Reporting and Recordkeeping Requirements--Notice of compliance status report requirements--Reporting--storage vessels	Y	
63.654(f)(1)(i)(A)(1)	Reporting and Recordkeeping Requirements--Notice of compliance status report requirements--Reporting--storage vessels	Y	
63.654(g)(1)	Periodic Reporting and Recordkeeping Requirements--storage vessels	Y	
63.654(g)(3)	Periodic Reporting and Recordkeeping Requirements--storage vessels with external floating roofs	Y	
63.654(g)(3)(i)	Periodic Reporting and Recordkeeping Requirements--storage vessels with external floating roofs	Y	
63.654(g)(3)(i)(A)	Periodic Reporting and Recordkeeping Requirements--storage vessels with external floating roofs	Y	
63.654(g)(3)(i)(B)	Periodic Reporting and Recordkeeping Requirements--storage vessels with external floating roofs	Y	
63.654(g)(3)(i)(C)	Periodic Reporting and Recordkeeping Requirements--storage vessels with external floating roofs	Y	
63.654(g)(3)(i)(D)	Periodic Reporting and Recordkeeping Requirements--storage vessels with external floating roofs	Y	

**Table IV – ~~BQ Cluster 20F-202~~
Source-specific Applicable Requirements
S706 – Tank A-706, S709 – Tank A-709
NSPS Ka, MACT Group 1 Tank**

Applicable Requirement	Regulation Title or Description of Requirement	Federally Enforceable (Y/N)	Future Effective Date
63.654(g)(3)(i)	Periodic Reporting and Recordkeeping Requirements--storage vessels with external floating roofs	<u>Y</u>	
63.654(g)(3)(i)	Periodic Reporting and Recordkeeping Requirements--storage vessels with external floating roofs	<u>Y</u>	
63.654(g)(3)(i)	Periodic Reporting and Recordkeeping Requirements--storage vessels with external floating roofs	<u>Y</u>	
63.654(h)(2)	Reporting and Recordkeeping Requirements--Other reports--Storage vessel notification of inspections.	<u>Y</u>	
63.654(h)(2)(i)	Reporting and Recordkeeping Requirements--Other reports--Storage vessel notification of inspections.	<u>Y</u>	
63.654(h)(2)(i)	Reporting and Recordkeeping Requirements--Other reports--Storage vessel notification of inspections.	<u>Y</u>	
63.654(h)(2)(i)	Reporting and Recordkeeping Requirements--Other reports--Storage vessel notification of inspections.	<u>Y</u>	
63.654(h)(2)(i)	Reporting and Recordkeeping Requirements--Other reports--Storage vessel notification of inspections.	<u>Y</u>	
63.654(h)(2)(i)	Reporting and Recordkeeping Requirements--Other reports--Storage vessel notification of external floating roof tank seal gap inspections.	<u>Y</u>	
63.654(h)(6)	Reporting and Recordkeeping Requirements--Other reports--Determination of Applicability	<u>Y</u>	
63.654(h)(6)(i)	Reporting and Recordkeeping Requirements--Other reports--Determination of Applicability	<u>Y</u>	
63.654(i)(1)	Reporting and Recordkeeping Requirements--Recordkeeping for storage vessels	<u>Y</u>	
63.654(i)(1)(i)	Reporting and Recordkeeping Requirements--Recordkeeping for storage vessels	<u>Y</u>	
63.654(i)(1)(i)	Reporting and Recordkeeping Requirements--Recordkeeping for Group 2 storage vessels	<u>Y</u>	
63.654(i)(4)	Reporting and Recordkeeping Requirements—Record retention	<u>Y</u>	
63.640(n)	Which rule governs for storage vessels subject to the control requirements of NSPS subpart Ka but subject to only recordkeeping under Refinery MACT?	<u>Y</u>	
	Does Refinery MACT provide for delay of NSPS Ka seal gap measurements due to unsafe conditions?	<u>Y</u>	

**Table IV – ~~BQ Cluster 20F-202~~
Source-specific Applicable Requirements
S706 – Tank A-706, S709 – Tank A-709
NSPS Ka, MACT Group 1 Tank**

Applicable Requirement	Regulation Title or Description of Requirement	Federally Enforceable (Y/N)	Future Effective Date
	Does Refinery MACT provide for extensions of time to perform NSPS Ka inspections of unsafe tanks?	63.640(n)(9)(ii) YES— up to 2 extensions of 30 days each	Y
	Does Refinery MACT provide for extensions of time to repair defects found during NSPS Ka inspections?	63.640(n)(9)(ii) YES— up to 2 extensions of 30 days each	Y
	Does Refinery MACT provide for waiving the NSPS Ka prior request requirement for extensions of time?	63.640(n)(9)(ii) YES	Y
	Does Refinery MACT provide for submitting NSPS Ka documentation of the need for an extension with the next semi-annual periodic report?	63.640(n)(9)(iii) YES	Y
	Does Refinery MACT provide for submitting reports of NSPS Ka inspection failures on the semi-annual periodic report schedule?	63.640(n)(9)(iv) YES	Y
NSPS Subpart Ka	Petroleum Liquids Storage Vessels REQUIREMENTS FOR EXTERNAL FLOATING ROOF TANKS	Y	
<i>60.112a(a)</i>	EFRT operating requirements: When landing the floating roof on its support legs, is the tank to be emptied & either refilled or degassed AS SOON AS POSSIBLE?	60.112a(a)(1) YES	Y
	Temporary exemption from operating requirements while the external floating roof is landed on its support legs? *	60.112a(a)(1) EXEMPT	Y
	EFR Rim Seals: vapor-mounted primary seal: liquid-mounted primary seal: mechanical shoe primary seal:	60.112a(a)(1) OK with rim-mounted secondary OK with rim-mounted secondary OK with rim-mounted secondary	Y
	Shall there be no holes, tears, or openings in the EFR seals?	60.112a(a)(1)(i) & (ii) YES	Y

**Table IV – ~~BQ Cluster 20F-202~~
Source-specific Applicable Requirements
S706 – Tank A-706, S709 – Tank A-709
NSPS Ka, MACT Group 1 Tank**

Applicable Requirement	Regulation Title or Description of Requirement	Federally Enforceable (Y/N)	Future Effective Date
	EFR Primary Seal Gap Inspection Criteria: maximum area: maximum gap width:	60.112a(a)(1)(i)(A) 60.112a(a)(1)(i)(B) * 10 in² per foot of 1.5 in.	 Y
	Is the metallic shoe of an EFR mechanical shoe seal required to have its bottom in the liquid and extend at least 24 in. above the liquid?	60.112a(a)(1)(i)(C) YES	 Y
	EFR Secondary Seal Gap Inspection Criteria: maximum area: maximum gap width:	60.112a(a)(1)(ii)(B) 1 in² per foot of vessel diameter 0.5 in.	 Y
	Are EFR rim seals allowed to be pulled back or temporarily removed during inspection?	60.112a(a)(1)(ii)(D) YES	 Y
	EFR deck openings other than for vents to project into liquid?	60.112a(a)(1)(iii) REQUIRED	 Y
	EFR rim space vents to remain closed except when the pressure setting is exceeded?	60.112a(a)(1)(iii) REQUIRED	 Y
	EFR auto-bleeder vent (vacuum breaker) to be closed except when the deck is landed?	60.112a(a)(1)(iii) REQUIRED	 Y
	EFR guidepole wells to have a deck cover gasket and a pole wiper?	60.112a(a)(1)(iii) guidepole requirements are specified in FR notices 65 FR 2336 (01/14/00) 65 FR 19891(04/13/00)	 Y
	EFR T unslotted guidepoles to have a gasketed cap at the top of the pole?	60.112a(a)(1)(iii) Required per FR notices 65 FR 2336 (01/14/00) 65 FR 19891(04/13/00)	 Y
	EFR T slotted guidepoles to have either an internal float or a pole sleeve?	60.112a(a)(1)(iii) Required per FR notices 65 FR 2336 (01/14/00) 65 FR 19891(04/13/00)	 Y
	Deck openings (wells) other than for vents, drains, or legs to have covers that are kept closed except for access?	60.112a(a)(1)(iii)&(iv) REQUIRED*	 Y

**Table IV – ~~BQ Cluster 20F-202~~
Source-specific Applicable Requirements
S706 – Tank A-706, S709 – Tank A-709
NSPS Ka, MACT Group 1 Tank**

Applicable Requirement	Regulation Title or Description of Requirement	Federally Enforceable (Y/N)	Future Effective Date
	EFR emergency roof drains to have seals covering at least 90% of the opening?	60.112a(a)(1)(iv) REQUIRED	Y
60.113a(a)	UNSAFE CONDITIONS: Delay of EFR seal gap measurements allowed for unsafe conditions? If unable to make safe to measure, must the EFRT be emptied?	60.113a(a)(1) not addressed [±] 60.113a(a)(1) not addressed [±]	Y
	EXTENSIONS OF TIME: If EFRT is unsafe to inspect & cannot be emptied within 45 days?	60.113a(a)(1) not addressed [±]	Y
	EXTENSIONS OF TIME: If EFRT defects cannot be repaired & the tank cannot be emptied within 45 days?	60.113a(a)(1) not addressed [±]	Y
	Notification of Inspections: Are notifications of inspections to demonstrate initial compliance required, For EFR seal gap measurements:	60.113a(a)(1)(i) Required- notifications & reports per Ongoing Reports	Y
	Seal Gap Measurements: FREQUENCY AFTER INITIAL COMPLIANCE, For the EFR Primary Seal:	60.113a(a)(1)(i)(A) every 5 years	Y
	Seal Gap Measurements: For new EFRTs:	60.113a(a)(1)(i)(A) & (B) measure gaps of both seals within 60 days after initial fill	Y
	Seal Gap Measurements: FREQUENCY AFTER INITIAL COMPLIANCE, For the EFR Secondary Seal:	60.113a(a)(1)(i)(B) annually	Y
	Seal Gap Measurements: For EFRTs returned to affected service after 1 yr or more of exempt service:	60.113a(a)(1)(i)(C) measure gaps of both seals within 60 days	Y
	Recordkeeping for inspections: Keep inspection reports as specified:	60.113a(a)(1)(i)(D) Keep the record on-site for 2 years	Y
	Records of EFR inspection reports:	60.113a(a)(1)(i)(D) all seal gap measurements	Y

**Table IV – ~~BQ Cluster 20F-202~~
Source-specific Applicable Requirements
S706 – Tank A-706, S709 – Tank A-709
NSPS Ka, MACT Group 1 Tank**

Applicable Requirement	Regulation Title or Description of Requirement	Federally Enforceable (Y/N)	Future Effective Date
	Periodic Reports: Report EFR seal gap inspections if there was no out-of-compliance?	60.113a(a)(1)(i)(E) Not required	Y
	Periodic Reports: Report EFR seal gap inspections when there is out-of-compliance?	60.113a(a)(1)(i)(E) Required within 60 days of inspection*	Y
	Periodic Reports: Report of EFR inspection failures to include:	60.113a(a)(1)(i)(E) identification of tank, description of failure & required repair actions	Y
	MEASUREMENT COND'S: Are EFR seal gap measurements to be made with the roof floating?	60.113a(a)(1)(ii)(A) YES	Y
	DETERMINATION OF EFR -RIM SEAL GAP AREAS: Presence of a gap determined by inserting a 1/8 in. probe?	60.113a(a)(1)(ii)(B) YES	Y
	DETERMINATION OF EFR -RIM SEAL GAP AREAS: Use probes of various widths to determine the gap area?	60.113a(a)(1)(ii)(C) YES	Y
	DETERMINATION OF EFR -RIM SEAL GAP AREAS: Sum the gap areas & divide by the diameter of the tank?	60.113a(a)(1)(iii) YES	Y
	Notification of Inspections: Is 30-day notice required prior to EFR seal gap measurements?	60.113a(a)(1)(iv) REQUIRED	Y
60.115a(a)	Applicability records: Time period for keeping records of applicability determination, unless specified otherwise.	60.115a(a) Keep record as long as the tank is in that service	Y
	Applicability records: Additional recordkeeping requirements for certain tanks.	60.115a(a) – (d) identification & TVP of the stored product, if capacity > 40,000 gallons, and TVP > 1.0 Keep record as long as the tank is in that service	Y

Table IV – ~~BQ Cluster 20F-202~~
Source-specific Applicable Requirements
S706 – Tank A-706, S709 – Tank A-709
NSPS Ka, MACT Group 1 Tank

Applicable Requirement	Regulation Title or Description of Requirement	Federally Enforceable (Y/N)	Future Effective Date
60.115a(b)	True vapor pressure (TVP) determination for applicability: 60.115a(b) & (c) true vapor pressure (not maximum TVP), & thus could be based on the annual average temperature	Y	
NSPS Subpart A	New Source Performance Standards GENERAL PROVISIONS	Y	
60.7(a)	Initial Notification: Is initial notification of the source's existence required?	Y	
	Report (document) having initially achieved compliance?	Y	
	Notification of Compliance Status report:	Y	
	Initial Notification: Is initial notification required if tank becomes affected only as a result of a modification?	Y	
60.7(f)	General recordkeeping requirements: Time period for keeping records, unless specified otherwise.	Y	
	General recordkeeping requirements: Keep all reports and notification for the specified period of time.	Y	
60.14(g)	Achieve compliance for: New Tanks (or tanks that become affected as a result of a change or modification)?	Y	
BAAQMD Condition # 8636	Permit Conditions	Y	
Part 1	Design specifications (basis: Reg. 8-5, cumulative increase)	Y	
Part 2	Requirement to notify the District regarding tank seals (basis: Reg. 8-5, cumulative increase)	Y	
BAAQMD Condition # 19528			
Part 1	Throughput limit (basis: Regulation 2-1-234.3, Regulation 2-1-403 Regulation 2-6-503)	Y	

**Table IV – ~~BV Cluster 23F-203A~~
Source-specific Applicable Requirements
S1461 – Tank A-866, S1463 – Tank A-867**

Applicable Requirement	Regulation Title or Description of Requirement	Federally Enforceable (Y/N)	Future Effective Date
BAAQMD Reg 8 Rule 5	Organic Compounds - STORAGE OF ORGANIC LIQUIDS REQUIREMENTS (11/27/0210/18/2006) <u>REQUIREMENTS FOR MACT GROUP 1 EXTERNAL FLOATING ROOF TANKS</u>		
8-5-100	General	<u>Y</u>	
8-5-101	Description	<u>Y</u>	
8-5-111	Limited Exemption, Tank Removal From and Return to Service	<u>N</u>	
8-5-111.1	Limited Exemption, Tank Removal From and Return to Service, Notification	<u>Y</u>	
8-5-111.1.1	Limited Exemption, Tank Removal From and Return to Service, Notification	<u>Y</u>	
8-5-111.1.2	Limited Exemption, Tank Removal From and Return to Service, Notification	<u>Y</u>	
8-5-111.2	Limited Exemption, Tank Removal From and Return to Service; Tank in compliance at time of notification	<u>N</u>	
8-5-111.3	Limited Exemption, Tank Removal From and Return to Service; Filling, emptying, refilling floating roof tanks	<u>Y</u>	
8-5-111.5	Limited Exemption, Tank Removal From and Return to Service; Minimize emissions and, if required, degas per 8-5-328	<u>N</u>	
8-5-111.6	Limited Exemption, Tank Removal From and Return to Service; Self report if out of compliance during exemption period	<u>N</u>	
8-5-112	Limited Exemption, Preventative Maintenance and Inspection of Tanks in Operation	<u>N</u>	
8-5-112.1	Limited Exemption, Preventative Maintenance and Inspection of Tanks in Operation; Notification	<u>Y</u>	
8-5-112.1.1	Limited Exemption, Preventative Maintenance and Inspection of Tanks in Operation; Notification	<u>Y</u>	
8-5-112.1.2	Limited Exemption, Preventative Maintenance and Inspection of Tanks in Operation; Notification	<u>Y</u>	
8-5-112.2	Limited Exemption, Preventative Maintenance and Inspection of Tanks in Operation; Tank in compliance at time of notification	<u>N</u>	
8-5-112.3	Limited Exemption, Preventative Maintenance and Inspection of Tanks in Operation; No product movement, Minimize emissions	<u>Y</u>	
8-5-112.4	Limited Exemption, Preventative Maintenance and Inspection of Tanks in Operation; Not to exceed 7 days	<u>N</u>	

**Table IV – ~~BV Cluster 23F-203A~~
Source-specific Applicable Requirements
S1461 – Tank A-866, S1463 – Tank A-867**

Applicable Requirement	Regulation Title or Description of Requirement	Federally Enforceable (Y/N)	Future Effective Date
8-5-112.5	Limited Exemption, Preventative Maintenance and Inspection of Tanks in Operation; Self report if out of compliance during exemption period	N	
8-5-112.6	Limited Exemption, Preventative Maintenance and Inspection of Tanks in Operation; Keep records for each exemption	N	
8-5-112.6.1	Limited Exemption, Preventative Maintenance and Inspection of Tanks in Operation; Keep records for each exemption	N	
8-5-112.6.2	Limited Exemption, Preventative Maintenance and Inspection of Tanks in Operation; Keep records for each exemption	N	
8-5-112.6.3	Limited Exemption, Preventative Maintenance and Inspection of Tanks in Operation; Keep records for each exemption	N	
8-5-112.6.4	Limited Exemption, Preventative Maintenance and Inspection of Tanks in Operation; Keep records for each exemption	N	
8-5-117	Limited Exemption, Low Vapor Pressure	N	
8-5-119	Limited Exemption, Repair Period - Optional	N	
8-5-119.1	Limited Exemption, Repair Period - Optional	N	
8-5-119.2	Limited Exemption, Repair Period - Optional	N	
8-5-119.3	Limited Exemption, Repair Period - Optional	N	
8-5-301	Storage Tank Control Requirements	N	
8-5-304	Requirements for External Floating Roof Tanks	N	
8-5-304.1	Requirements for External Floating Roofs; Tank fittings	Y	
8-5-304.2	Requirements for External Floating Roofs; Primary seal (8-5-321)	Y	
8-5-304.3	Requirements for External Floating Roofs; Secondary seal (8-5-322)	Y	
8-5-304.4	Requirements for External Floating Roofs; Floating roof	N	
8-5-304.5	Requirements for External Floating Roofs; Tank shell	N	
8-5-304.6	Requirements for External Floating Roofs; Pontoons – no leaks	N	
8-5-304.6.1	Requirements for External Floating Roofs; Pontoons – make gas tight if leaking	N	
8-5-304.6.2	Requirements for External Floating Roofs; Pontoons-repair all leaks at next removal from service	N	
8-5-320	Floating Roof Tank Fitting Requirements	N	
8-5-320.2	Floating Roof Tank Fitting Requirements; Projection below liquid surface	N	
8-5-320.3	Floating Roof Tank Fitting Requirements; Gasketed covers, seals, lids	N	
8-5-320.3.1	Floating Roof Tank Fitting Requirements; Gasketed covers, seals, lids - Gap requirements	Y	
8-5-320.5	Floating Roof Tank Fitting Requirements; Slotted sampling or gauging wells	N	

**Table IV – ~~BV Cluster 23F-203A~~
Source-specific Applicable Requirements
S1461 – Tank A-866, S1463 – Tank A-867**

Applicable Requirement	Regulation Title or Description of Requirement	Federally Enforceable (Y/N)	Future Effective Date
8-5-320.5.1	Floating Roof Tank Fitting Requirements; Slotted sampling or gauging wells -projection below liquid surface	Y	
8-5-320.5.2	Floating Roof Tank Fitting Requirements; Slotted sampling or gauging wells -cover, gasket, pole sleeve, pole wiper for EFR wells	N	
8-5-320.5.3	Floating Roof Tank Fitting Requirements; Slotted sampling or gauging wells-total secondary seal gap must include well gap	Y	
8-5-321	Primary Seal Requirements	N	
8-5-321.1	Primary Seal Requirements; No holes, tears, other openings	Y	
8-5-321.2	Primary Seal Requirements; The seal shall be metallic shoe or liquid mounted except as provided in 8-5-305.1.3	Y	
8-5-321.3	Primary Seal Requirements; Metallic-shoe-type seal requirements	N	
8-5-321.3.1	Primary Seal Requirements; Metallic-shoe-type seal requirements-- geometry of shoe	Y	
8-5-321.3.2	Primary Seal Requirements; Metallic-shoe-type seal requirements-- welded tanks	Y	
8-5-322	Secondary Seal Requirements	N	
8-5-322.1	Secondary Seal Requirements; No holes, tears, other openings	Y	
8-5-322.2	Secondary Seal Requirements; Insertion of probes	Y	
8-5-322.5	Secondary Seal Requirements; Gap requirements for welded external floating roof tanks with seals installed after 9/4/1985	Y	
8-5-322.6	Secondary Seal Requirements; Extent of seal	Y	
8-5-328	Tank Degassing Requirements	N	
8-5-328.1	Tank Degassing Requirements; Tanks > 75 cubic meters	N	
8-5-328.2	Tank Degassing Requirements; Ozone Excess Day Prohibition	Y	
8-5-328.3	Tank Degassing Requirements; BAAQMD notification required	N	
8-5-331	Tank Cleaning Requirements	N	
8-5-331.1	Tank Cleaning Requirements; Cleaning material properties	N	
8-5-331.2	Tank Cleaning Requirements; Steam cleaning prohibition	N	
8-5-331.3	Tank Cleaning Requirements; Steam cleaning exceptions	N	
8-5-401	Inspection Requirements for External Floating Roof Tanks	N	
8-5-401.1	Inspection Requirements for External Floating Roof Tanks; Primary and Secondary Seal Inspections	N	
8-5-401.2	Inspection Requirements for External Floating Roof Tanks; Tank Fittings Inspections	N	
8-5-404	Inspection, Abatement Efficiency Determination, and Source Test Reports	N	
8-5-411	Enhanced Monitoring Program (Optional)	N	

**Table IV – BV Cluster 23F-203A
Source-specific Applicable Requirements
S1461 – Tank A-866, S1463 – Tank A-867**

Applicable Requirement	Regulation Title or Description of Requirement	Federally Enforceable (Y/N)	Future Effective Date
8-5-411.3	Enhanced Monitoring Program (Optional); Performance requirements	N	
8-5-412	Monitoring of Leaking Pontoons	N	
8-5-501	Records	N	
8-5-501.1	Records: Type and amounts of liquid, type of blanket gas, TVP - Retain 24 months	Y	
8-5-501.2	Records: Internal and External Floating Roof Tanks, Seal Replacement Records - Retain 10 years	Y	
8-5-501.3	Records: Retention	N	
8-5-602	Analysis of Samples, True Vapor Pressure	Y	
8-5-604	Determination of Applicability Based on True Vapor Pressure	Y	
8-5-605	Measurement of Leak Concentration and Residual Concentrations	N	
8-5-605.1	Measurement of Leak Concentration and Residual Concentrations; EPA Method 21 Instrument	N	
8-5-605.2	Measurement of Leak Concentration and Residual Concentrations; Test Methods	N	
8-5-606	Analysis of Samples, Tank Cleaning Agents	N	
8-5-606.1	Analysis of Samples, Tank Cleaning Agents; IBP	N	
8-5-606.2	Analysis of Samples, Tank Cleaning Agents; TVP	N	
8-5-606.3	Analysis of Samples, Tank Cleaning Agents; VOC	N	
SIP Regulation 8 Rule 5	Organic Compounds - Storage of Organic Liquids (06/05/2003)		
8-5-111	Limited Exemption, Tank Removal From and Return to Service	Y	
8-5-111.1	Limited Exemption, Tank Removal From and Return to Service, Notification	Y	
8-5-111.1.1	Limited Exemption, Tank Removal From and Return to Service, Notification, 3 day prior notification	Y	
8-5-111.1.2	Limited Exemption, Tank Removal From and Return to Service, Notification, Telephone notification	Y	
8-5-111.2	Limited Exemption, Tank Removal From and Return to Service, Tank in compliance prior to notification	Y	
8-5-111.3	Limited Exemption, Tank Removal From and Return to Service, Floating roof tanks	Y	
8-5-111.5	Limited Exemption, Tank Removal From and Return to Service, Minimize emissions	Y	
8-5-111.6	Limited Exemption, Tank Removal From and Return to Service, Notice of completion not required	Y	

**Table IV – BV Cluster 23F-203A
Source-specific Applicable Requirements
S1461 – Tank A-866, S1463 – Tank A-867**

Applicable Requirement	Regulation Title or Description of Requirement	Federally Enforceable (Y/N)	Future Effective Date
8-5-111.7	Limited Exemption, Tank Removal From and Return to Service, Satisfy requirements of 8-5-328	Y	
8-5-112	Limited Exemption, Tanks in Operation	Y	
8-5-112.1	Limited Exemption, Tanks in Operation, Notification	Y	
8-5-112.1.1	Limited Exemption, Tanks in Operation, Notification, 3-day prior notification	Y	
8-5-112.1.2	Limited Exemption, Tanks in Operation, Notification, Telephone notification	Y	
8-5-112.2	Limited Exemption, Tanks in Operation, Tank in compliance prior to start of work. Certified per 8-5-404	Y	
8-5-112.3	Limited Exemption, Tanks in Operation, No product movement, Minimize emissions	Y	
8-5-112.4	Limited Exemption, Tanks in Operation, Not to exceed 7 days	Y	
8-5-117	Limited Exemption, Low Vapor Pressure	Y	
8-5-301	Storage Tank Control Requirements	Y	
8-5-302	Requirements for Submerged Fill Pipes	Y	
8-5-304	Requirements for External Floating Roofs	Y	
8-5-304.4	Requirements for External Floating Roofs; Floating roof requirements	Y	
8-5-320	Tank Fitting Requirements	Y	
8-5-320.2	Tank Fitting Requirements – Floating roof tanks, Gasketed covers, seals, lids – Projection below surface except p/v valves and vacuum breaker vents	Y	
8-5-320.3	Tank Fitting Requirements; Gasketed covers, seals, lids	Y	
8-5-320.5	Tank Fitting Requirements; Slotted sampling or gauging wells	Y	
8-5-320.5.2	Tank Fitting Requirements; Slotted sampling or gauging wells - cover, gasket, pole sleeve, pole wiper for EFR wells	Y	
8-5-321	Primary Seal Requirements	Y	
8-5-321.3	Primary Seal Requirements; Metallic-shoe-type seal requirements	Y	
8-5-322	Secondary Seal Requirements	Y	
8-5-328	Tank Degassing Requirements	Y	
8-5-328.1	Tank degassing requirements; Tanks > 75 cubic meters	Y	
8-5-328.1.2	Tank degassing requirements; Concentration of <10,000 ppm as methane after degassing	Y	
8-5-401	Inspection Requirements for External Floating Roof	Y	
8-5-401.1	Inspection Requirements for External Floating Roof Tanks; Primary and Secondary Seal Inspections	Y	

**Table IV – ~~BV Cluster 23F-203A~~
Source-specific Applicable Requirements
S1461 – Tank A-866, S1463 – Tank A-867**

Applicable Requirement	Regulation Title or Description of Requirement	Federally Enforceable (Y/N)	Future Effective Date
8-5-401.2	Inspection Requirements for External Floating Roof Tanks; Tank Fittings Inspections	<u>Y</u>	
8-5-403	Inspection Requirements for Pressure Vacuum Valves	Y	
8-5-404	Certification	Y	
8-5-405	Information Required	Y	
8-5-405.1	Information required	<u>Y</u>	
8-5-405.2	Information required	<u>Y</u>	
8-5-405.3	Information required	<u>Y</u>	
8-5-501	Records	Y	
8-5-502	Tank Degassing Annual Source Test Requirement	Y	
8-5-503	Portable Hydrocarbon Detector	Y	
BAAQMD Regulation 10	Standards of Performance for New Stationary Sources incorporated by reference (02/16/2000)		
10-17	Subpart Kb – Standards of Performance for Storage Vessels for Petroleum Liquids for which Construction, Reconstruction, or Modification Commence After May 18, 1978, and Prior to July 23, 1984	<u>Y</u>	
40 CFR 60 Subpart Kb	NSPS – Standards of Performance for Storage Vessels for Petroleum Liquids for which Construction, Reconstruction, or Modification Commence After May 18, 1978, and Prior to July 23, 1984	-	
60.110b	Applicability and Designation of Affected Facility	<u>Y</u>	
60.110b(a)	Applicability and Designation of Affected Facility; Volatile organic liquid storage vessels > or = to 75 cu m, after 7/23/1984	<u>Y</u>	
60.110b(b)	Applicability and Designation of Affected Facility – Exemption for low vapor pressure; NSPS Kb does not apply to vessels with capacity > 151 cu m and TVP < 3.5 kPa or to vessels with capacity >= 75 cu m and <= 151 cu m and TVP < 15.0 kPa.	<u>Y</u>	
60.112b	Standard for Volatile Organic Compounds (VOC)	<u>Y</u>	
60.112b(a)	Standard for Volatile Organic Compounds (VOC); Requirement for tanks-- > 151 cu m with maximum TVP >=5.2 kPa and <76.6; or >= 75 cu m and < 151 cu m with maximum TVP >= 27.6 kPa and < 76.6 kPa	<u>Y</u>	
60.112b(a)(2)	Standard for Volatile Organic Compounds (VOC); External floating roof option	<u>Y</u>	
60.112b(a)(2)(i)	Standard for Volatile Organic Compounds (VOC); External floating roof seal requirements	<u>Y</u>	
60.112b(a)(2)(i)(A)	Standard for Volatile Organic Compounds (VOC); External floating roof primary seal requirements	<u>Y</u>	
60.112b(a)(2)(i)(B)	Standard for Volatile Organic Compounds (VOC); External floating roof secondary seal requirements	<u>Y</u>	

**Table IV – BV Cluster 23F-203A
Source-specific Applicable Requirements
S1461 – Tank A-866, S1463 – Tank A-867**

Applicable Requirement	Regulation Title or Description of Requirement	Federally Enforceable (Y/N)	Future Effective Date
60.112b(a)(2)(i)	Standard for Volatile Organic Compounds (VOC): External floating roof openings requirements	Y	
60.112b(a)(2)(ii)	Standard for Volatile Organic Compounds (VOC): External floating roof floating requirements	Y	
60.112b(a)(3)	Standard for Volatile Organic Compounds (VOC): Closed vent system and control device	Y	
60.113b	Testing and Procedures	Y	
60.113b(b)	Testing and Procedures: External floating roof	Y	
60.113b(b)(1)	Testing and Procedures: External floating roof seal gap measurement frequency	Y	
60.113b(b)(1)(i)	Testing and Procedures: External floating roof primary seal gaps measurement frequency	Y	
60.113b(b)(1)(ii)	Testing and Procedures: External floating roof secondary seal gaps measurement frequency	Y	
60.113b(b)(1)(i)	Testing and Procedures: External floating roof reintroduction of VOL	Y	
60.113b(b)(2)	Testing and Procedures: External floating roof seal gap measurement procedures	Y	
60.113b(b)(2)(i)	Testing and Procedures: External floating roof measure seal gaps when roof is floating	Y	
60.113b(b)(2)(ii)	Testing and Procedures: External floating roof measure seal gaps around entire circumference	Y	
60.113b(b)(2)(i)	Testing and Procedures: External floating roof seal method to determine surface area of seal gaps	Y	
60.113b(b)(3)	Testing and Procedures: External floating roof method to calculate total surface area ratio	Y	
60.113b(b)(4)	Testing and Procedures: External floating roof seal gap repair requirements	Y	
60.113b(b)(4)(i)	Testing and Procedures: External floating roof primary seal gap limitations	Y	
60.113b(b)(4)(i)(A)	Testing and Procedures: External floating roof mechanical shoe primary seal requirements	Y	
60.113b(b)(4)(i)(B)	Testing and Procedures: External floating roof primary seals no holes, tears, openings	Y	
60.113b(b)(4)(ii)	Testing and Procedures: External floating roof secondary seal	Y	
60.113b(b)(4)(ii)(A)	Testing and Procedures: External floating roof secondary seal installation	Y	

**Table IV – BV Cluster 23F-203A
Source-specific Applicable Requirements
S1461 – Tank A-866, S1463 – Tank A-867**

Applicable Requirement	Regulation Title or Description of Requirement	Federally Enforceable (Y/N)	Future Effective Date
<u>60.113b(b)(4)(i)(B)</u>	<u>Testing and Procedures: External floating roof secondary seal gap</u>	<u>Y</u>	
<u>60.113b(b)(4)(i)(C)</u>	<u>Testing and Procedures: External floating roof secondary seals no holes, tears, openings</u>	<u>Y</u>	
<u>60.113b(b)(4)(ii)</u>	<u>Testing and Procedures: External floating roof 30-day extension request for seal gap repairs</u>	<u>Y</u>	
<u>60.113b(b)(5)</u>	<u>Testing and Procedures: External floating roof seal gap inspections 30 day notification</u>	<u>Y</u>	
<u>60.113b(b)(6)</u>	<u>Testing and Procedures: External floating roof visual inspection when emptied and degassed</u>	<u>Y</u>	
<u>60.113b(b)(6)(i)</u>	<u>Testing and Procedures: External floating roof--roof or seal defect repairs</u>	<u>Y</u>	
<u>60.113b(b)(6)(i)</u>	<u>Testing and Procedures: External floating roof notification prior to filling</u>	<u>Y</u>	
<u>60.115b</u>	<u>Recordkeeping and Reporting Requirements</u>	<u>Y</u>	
<u>60.115b(b)</u>	<u>Reporting and Recordkeeping Requirements; 60.112b(a) external floating</u>	<u>Y</u>	
<u>60.115b(b)(1)</u>	<u>Reporting and Recordkeeping Requirements; 60.112b(a) external floating roof control equipment description and certification</u>	<u>Y</u>	
<u>60.115b(b)(2)</u>	<u>Reporting and Recordkeeping Requirements; 60.112b(a) external floating</u>	<u>Y</u>	
<u>60.115b(b)(2)(i)</u>	<u>Reporting and Recordkeeping Requirements; 60.112b(a) external floating roof seal gap measurement report--date of measurement</u>	<u>Y</u>	
<u>60.115b(b)(2)(i)</u>	<u>Reporting and Recordkeeping Requirements; 60.112b(a) external floating roof seal gap measurement report--raw data</u>	<u>Y</u>	
<u>60.115b(b)(2)(ii)</u>	<u>Reporting and Recordkeeping Requirements; 60.112b(a) external floating roof seal gap measurement report--calculations</u>	<u>Y</u>	
<u>60.115b(b)(3)</u>	<u>Reporting and Recordkeeping Requirements; 60.112b(a) external floating roof seal gap measurement records</u>	<u>Y</u>	
<u>60.115b(b)(3)(i)</u>	<u>Reporting and Recordkeeping Requirements; 60.112b(a) external floating roof seal gap measurement records--date of measurement</u>	<u>Y</u>	
<u>60.115b(b)(3)(i)</u>	<u>Reporting and Recordkeeping Requirements; 60.112b(a) external floating roof seal gap measurement records--raw data</u>	<u>Y</u>	
<u>60.115b(b)(3)(ii)</u>	<u>Reporting and Recordkeeping Requirements; 60.112b(a) external floating roof seal gap measurement records--calculations</u>	<u>Y</u>	
<u>60.115b(b)(4)</u>	<u>Reporting and Recordkeeping Requirements; 60.112b(a) external floating roof seal gap exceedance report</u>	<u>Y</u>	
<u>60.116b</u>	<u>Monitoring of Operations</u>	<u>Y</u>	
<u>60.116b(a)</u>	<u>Monitoring of Operations; Record retention</u>	<u>Y</u>	

**Table IV – BV Cluster 23F-203A
Source-specific Applicable Requirements
S1461 – Tank A-866, S1463 – Tank A-867**

Applicable Requirement	Regulation Title or Description of Requirement	Federally Enforceable (Y/N)	Future Effective Date
60.116b(b)	Monitoring of Operations; Permanent record requirements	Y	
60.116b(c)	Monitoring of Operations; VOL storage record requirements	Y	
60.116b(d)	Monitoring of Operations; Notify within 30 days when the maximum TVP is exceeded	Y	
60.116b(e)	Monitoring of Operations; Maximum true vapor pressure (TVP)	Y	
60.116b(e)(1)	Monitoring of Operations; TVP Determination Criteria	Y	
60.116b(e)(2)	Monitoring of Operations; TVP Determination Criteria, Crude Oil	Y	
60.116b(e)(2)(i)	Monitoring of Operations; Determine TVP-crude oil or refined petroleum products by API method	Y	
60.116b(e)(2)(i)	Monitoring of Operations; Determine TVP-crude oil or refined petroleum products other than API method	Y	
60.116b(e)(3)	Monitoring of Operations; Determine TVP	Y	
60.116b(e)(3)(i)	Monitoring of Operations; Determine TVP-other liquids-standard reference texts	Y	
60.116b(e)(3)(i)	Monitoring of Operations; Determine TVP-other liquids-ASTM method	Y	
60.116b(e)(3)(i)	Monitoring of Operations; Determine TVP-other liquids-other approved measurement method	Y	
60.116b(e)(3)(i)	Monitoring of Operations; Determine TVP-other liquids-other approved calculation method	Y	
<i>Refinery MACT40 CFR 63 Subpart CC</i>	NESHAP for <u>Source Categories - Petroleum Refineries (MACT)</u> <u>(06/03/2003)</u> REQUIREMENTS FOR TANKS ALSO SUBJECT TO NSPS Kb	N	
63.640	Applicability	Y	
63.640(c)(2)	Applicability and Designation of Storage Vessels	Y	
63.640(n)	Applicability and Designation of Affected Source Overlap for Storage Vessels	Y	
63.640(n)(1)	Applicability and Designation of Affected Source Overlap for Storage Vessels--Existing Group 1 or Group 2 also subject to Kb only subject to Kb and 63.640(n)(8).	Y	
63.640(n)(8)	Applicability and Designation of Affected Source Overlap for Storage Vessels--Additional requirements for Kb storage vessels	Y	
63.640(n)(8)(i)	Applicability and Designation of Affected Source Overlap for Storage Vessels--Additional requirements for Kb storage vessels - Secondary Seal Exemption	Y	
63.640(n)(8)(ii)	Applicability and Designation of Affected Source Overlap for Storage Vessels--Additional requirements for Kb storage vessels - Unsafe to perform gap measurement or inspection	Y	

**Table IV – BV Cluster 23F-203A
Source-specific Applicable Requirements
S1461 – Tank A-866, S1463 – Tank A-867**

Applicable Requirement	Regulation Title or Description of Requirement	Federally Enforceable (Y/N)	Future Effective Date
63.640(n)(8)(ii)	Applicability and Designation of Affected Source Overlap for Storage Vessels--Additional requirements for Kb storage vessels - Repair failure within 45 days or use extension	Y	
63.640(n)(8)(iv)	Applicability and Designation of Affected Source Overlap for Storage Vessels--Additional requirements for Kb storage vessels - Report extension utilized	Y	
63.640(n)(8)(v)	Applicability and Designation of Affected Source Overlap for Storage Vessels--Additional requirements for Kb storage vessels - Submit Kb inspection records as part of CC Report	Y	
63.640(n)(8)(vi)	Applicability and Designation of Affected Source Overlap for Storage Vessels--Additional requirements for Kb storage vessels - Rim seal inspection report	Y	
63.641	Definitions:	Y	
63.640(n)	Which rule governs for storage vessels subject to both Refinery MACT and NSPS subpart Kb?	63.640(n)(1) NSPS subpart Kb Y	
	Does Refinery MACT provide for EFR secondary seals to be pulled back or temporarily removed during NSPS Kb inspections of the primary seal?	63.640(n)(8)(i) YES Y	
	Does Refinery MACT provide for delay of NSPS Kb seal gap measurements due to unsafe conditions?	63.640(n)(8)(ii) YES— up to 30 days, or empty the tank within 45 days Y	
	Does Refinery MACT provide for extensions of time to perform NSPS Kb inspections of unsafe tanks?	63.640(n)(8)(iii) YES— up to 2 extensions of 30 days each Y	
	Does Refinery MACT provide for extensions of time to repair defects found during NSPS Kb inspections?	63.640(n)(8)(iii) YES— up to 2 extensions of 30 days each Y	
	Does Refinery MACT provide for waiving the NSPS Kb prior-request requirement for extensions of time?	63.640(n)(8)(iii) YES Y	
	Does Refinery MACT provide for submitting NSPS Kb documentation of the need for an extension with the next semi-annual periodic report?	63.640(n)(8)(iv) YES Y	

**Table IV – BV Cluster 23F-203A
Source-specific Applicable Requirements
S1461 – Tank A-866, S1463 – Tank A-867**

Applicable Requirement	Regulation Title or Description of Requirement	Federally Enforceable (Y/N)	Future Effective Date
	Does Refinery MACT provide for submitting reports of NSPS Kb inspection failures on the semi-annual periodic report schedule?	63.640(n)(8)(v) YES	Y
	Does Refinery MACT provide for not reporting the results of NSPS Kb inspections when there was no out-of-compliance (i.e., recordkeeping only)?	63.640(n)(8)(vi) YES	Y
NSPS Subpart Kb	Volatile Organic Liquid Storage Vessels REQUIREMENTS FOR EXTERNAL FLOATING ROOF TANKS	Y	
60.112b(a)(2)	EFR Rim Seals: vapor-mounted primary seal: liquid-mounted primary seal: mechanical shoe primary seal:	60.112b(a)(2)(i) Not Allowed OK with rim-mounted secondary OK with rim-mounted secondary	Y
	Must vapor-mounted rim seals be continuous on EFRs?	60.112b(a)(2)(i)(B) YES	Y
	Deck openings (wells) other than for vents, drains, or legs to have covers that are kept closed except for access?	60.112b(a)(2)(ii) REQUIRED *	Y
	EFR well covers to be gasketed?	60.112b(a)(2)(ii) REQUIRED	Y
	EFR vents to be gasketed?	60.112b(a)(2)(ii) REQUIRED	Y
	EFR deck openings other than for vents to project into liquid?	60.112b(a)(2)(ii) REQUIRED	Y
	EFR rim space vents to remain closed except when the pressure setting is exceeded?	60.112b(a)(2)(ii) REQUIRED	Y
	EFR auto-bleeder vent (vacuum breaker) to be closed except when the deck is landed?	60.112b(a)(2)(ii) REQUIRED	Y
	EFR emergency roof drains to have seals covering at least 90% of the opening?	60.112b(a)(2)(ii) REQUIRED	Y
	EFR guidepole wells to have a deck cover gasket and a pole wiper?	60.112b(a)(2)(ii) guidepole requirements are specified in FR notices 65 FR 2336 (01/14/00) 65 FR 19891 (04/13/00)	Y

**Table IV – BV Cluster 23F-203A
Source-specific Applicable Requirements
S1461 – Tank A-866, S1463 – Tank A-867**

Applicable Requirement	Regulation Title or Description of Requirement	Federally Enforceable (Y/N)	Future Effective Date
	EFRT unslotted guidepoles to have a gasketed cap at the top of the pole?	60.112b(a)(2)(ii) Required per FR notices 65 FR 2336 (01/14/00) 65 FR 19891(04/13/00)	Y
	EFRT slotted guidepoles to have either an internal float or a pole sleeve?	60.112b(a)(2)(ii) Required per FR notices 65 FR 2336 (01/14/00) 65 FR 19891(04/13/00)	Y
	EFRT operating requirements: When landing the floating roof on its support legs, is the tank to be emptied & either refilled or degassed AS SOON AS POSSIBLE?	60.112b(a)(2)(iii) YES	Y
	Temporary exemption from operating requirements while the external floating roof is landed on its support legs? *	60.112b(a)(2)(iii) EXEMPT	Y
60.113b(b)	UNSAFE CONDITIONS: Delay of EFR seal gap measurements allowed for unsafe conditions? If unable to make safe to measure, must the EFRT be emptied?	60.113b(b)(1) not addressed * 60.113b(b)(1) not addressed *	Y
	EXTENSIONS OF TIME: If EFRT is unsafe to inspect & cannot be emptied within 45 days?	60.113b(b)(1) not addressed *	Y
	Notification of Inspections: Are notifications of inspections to demonstrate initial compliance required, For EFR seal gap measurements:	60.113b(b)(1) & (5) Required- notifications & reports per Ongoing Reports	Y
	Seal Gap Measurements: FREQUENCY AFTER INITIAL COMPLIANCE, For the EFR Primary Seal:	60.113b(b)(1)(i) every 5 years	Y
	Seal Gap Measurements: For new EFRTs:	60.113b(b)(1)(i) & (ii) measure gaps of both seals within 60 days after initial fill	Y
	Seal Gap Measurements: FREQUENCY AFTER INITIAL COMPLIANCE, For the EFR Secondary Seal:	60.113b(b)(1)(ii) annually	Y

**Table IV – BV Cluster 23F-203A
Source-specific Applicable Requirements
S1461 – Tank A-866, S1463 – Tank A-867**

Applicable Requirement	Regulation Title or Description of Requirement	Federally Enforceable (Y/N)	Future Effective Date
	Seal Gap Measurements: For EFRTs returned to affected service after 1 yr or more of exempt service:	60.113b(b)(1)(iii) measure gaps of both seals within 60 days	Y
	MEASUREMENT COND'S: Are EFR seal gap measurements to be made with the roof floating?	60.113b(b)(2)(i) YES	Y
	DETERMINATION OF EFR RIM SEAL GAP AREAS: Presence of a gap determined by inserting a 1/8 in. probe?	60.113b(b)(2)(ii) YES	Y
	DETERMINATION OF EFR RIM SEAL GAP AREAS: Use probes of various widths to determine the gap area?	60.113b(b)(2)(iii) YES	Y
	DETERMINATION OF EFR RIM SEAL GAP AREAS: Sum the gap areas & divide by the diameter of the tank?	60.113b(b)(3) YES	Y
	EFRT REPAIRS: Time allowed for repair of defects found during in-service inspections of EFRs: If unable to repair, empty the EFRT & remove from service?	60.113b(b)(4) make repairs within 45 days 60.113b(b)(4) YES, within 45 days	Y
	EFR Primary Seal Gap Inspection Criteria: maximum area: maximum gap width:	60.113b(b)(4)(i) 10 in² per foot of 1.5 in.	Y
	Shall there be no holes, tears, or openings in the EFR seals?	60.113b(b)(4)(i) & (ii) YES	Y
	Is the metallic shoe of an EFR mechanical shoe seal required to have its bottom in the liquid and extend at least 24 in. above the liquid?	60.113b(b)(4)(i)(A) YES	Y
	EFR Secondary Seal Gap Inspection Criteria: maximum area: maximum gap width:	60.113b(b)(4)(ii)(B) 1 in² per foot of 0.5 in.	Y
	Are EFR rim seals allowed to be pulled back or temporarily removed during inspection?	60.113b(b)(4)(ii)(B) not addressed*	Y

**Table IV – BV Cluster 23F-203A
Source-specific Applicable Requirements
S1461 – Tank A-866, S1463 – Tank A-867**

Applicable Requirement	Regulation Title or Description of Requirement	Federally Enforceable (Y/N)	Future Effective Date
	EXTENSIONS OF TIME: If EFRT defects cannot be repaired & the tank cannot be emptied within 45 days?	60.113b(b)(4)(iii) 1-extension of 30 days, if needed *	Y
	Periodic Reports: EFR report to include a prior request for 30-day extension, w/ documentation of need?	60.113b(b)(4)(iii) required *	Y
	Periodic Reports: Additional information to be included if an extension is utilized for an EFR:	60.113b(b)(4)(iii) document the reason for the extension *	Y
	Notification of Inspections: Is 30-day notice required prior to EFR seal gap measurements?	60.113b(b)(5) REQUIRED	Y
	EFR Internal Inspections: up-close visual inspection of the floating roof, seals, & fittings:	60.113b(b)(6) each time the tank is emptied & degassed	Y
	Notification of Inspections: Are notifications of inspections to demonstrate initial compliance required, For EFR internal inspections:	60.113b(b)(6) internal inspection not required for initial compliance	Y
	EFRT REPAIRS: Repair of defects if the tank is empty?	60.113b(b)(6)(i) prior to refilling	Y
	Notification of Inspections: Is 30-day notice required for internal inspections of EFRTs (i.e., prior to filling or refilling); but a 7-day verbal notice acceptable if the event is unplanned?	60.113b(b)(6)(ii) REQUIRED	Y
60.115b	Recordkeeping for inspections: Keep inspection reports as specified:	60.115b Keep for at least 5 years	Y
60.115b(b)(2)-(5)	Periodic Reports: Report EFR seal gap inspections if there was no out-of-compliance?	60.115b(b)(2) Required within 60 days of inspection *	Y
	Records of EFR inspection reports:	60.115b(b)(3) EFR seal gap measurements	Y

**Table IV – BV Cluster 23F-203A
Source-specific Applicable Requirements
S1461 – Tank A-866, S1463 – Tank A-867**

Applicable Requirement	Regulation Title or Description of Requirement	Federally Enforceable (Y/N)	Future Effective Date
	Periodic Reports: Report EFR seal gap inspections when there is out-of-compliance?	60.115b(b)(4) Required within 30 days of inspection*	Y
	Periodic Reports: Report of EFR inspection failures to include:	60.115b(b)(4) date of inspec, identification of tank, description of failure, & date of repair or emptying	Y
60.116b(a)	Applicability records: Time period for keeping records of applicability determination, unless specified otherwise.	60.116b(a) Keep for at least 5 years except records as required by 60.116b(b)	Y
60.116b(b)	Applicability records: Records of dimensions & capacity required for nonexempt tanks?	60.116b(b) Required Keep record readily accessible for the life of the tank	Y
60.116b(e)	Applicability records: Additional recordkeeping requirements for certain tanks.	60.116b(e) identification & TVP of the stored product, if capacity ≥ 20,000 gallons, and TVP ≥ 2.2, OR capacity ≥ 40,000 gallons, and TVP ≥ 0.51 Keep record as long as the tank is in that service	Y
60.116b(e)	True vapor pressure (TVP) determination for applicability:	60.116b(e) maximum TVP of the stored liquid, based on highest calendar month average storage temperature	Y
NSPS Subpart A	New Source Performance Standards GENERAL PROVISIONS	Y	
60.7(a)	Initial Notification: Is initial notification of the source's existence required?	60.7(a)(1) notification within 30 days after begin construction	Y
	Report (document) having initially achieved compliance?	60.7(a)(3) 60.115b(a)(1) & (b)(1) within 15 days after initial fill	Y
	Notification of Compliance Status report:	60.7(a)(3) [ef. 60.115b(a)(1)&(b)(1)] notification within 15 days after startup	Y
	Initial Notification: Is initial notification required if tank becomes affected only as a result of a modification?	60.7(a)(4) notification 60 days or as soon as practicable before the change	Y

**Table IV – ~~BV Cluster 23F-203A~~
Source-specific Applicable Requirements
S1461 – Tank A-866, S1463 – Tank A-867**

Applicable Requirement	Regulation Title or Description of Requirement	Federally Enforceable (Y/N)	Future Effective Date
60.7(f)	General recordkeeping requirements: Time period for keeping records, unless specified otherwise.	60.7(f) Keep all reports & notifications for 2 years	Y
	General recordkeeping requirements: Keep all reports and notification for the specified period of time.	60.7(f) required	Y
60.14(g)	Achieve compliance for: New Tanks (or tanks that become affected as a result of a change or modification)?	60.14(g) up to 180 days after modifications (otherwise prior to fill)	Y
BAAQMD Condition # 17477	Section A Applies to S-1461 Only		
Part A1	Throughput Limit (basis: cumulative increase, toxics)	Y	
Part A2	True Vapor Pressure Limit (basis: cumulative increase)	Y	
Part A3	Design Requirements (basis: BACT, Regulation 8-5, Cumulative Increase, toxics, NSPS, Regulation 10 Subpart Kb)	Y	
Part A4	Fitting Count Requirements (basis: cumulative increase, toxics, offsets)	Y	
Part A5	Requirements for Alternative Material Storage (basis: cumulative increase, toxics)	Y	
Part A6	Record Keeping (basis: cumulative increase, toxics)	Y	
BAAQMD Condition # 17477	Section C Applies to S-1463 Only		
Part <u>CA</u> 1	Throughput Limit (basis: cumulative increase, toxics)	Y	
Part <u>CA</u> 2	True Vapor Pressure Limit (basis: cumulative increase)	Y	
Part A3	Design Requirements (basis: BACT, Regulation 8-5, Cumulative Increase, toxics, NSPS, Regulation 10 Subpart Kb)	Y	
Part A4	Fitting Count Requirements (basis: cumulative increase, toxics, offsets)	Y	
Part <u>CA</u> 5	Requirements for Alternative Material Storage (basis: cumulative increase, toxics)	Y	
Part <u>CA</u> 6	Record Keeping (basis: cumulative increase, toxics)	Y	
BAAQMD Condition # 19528			
Part 1	Throughput limit (basis: Regulation 2-1-234.3, Regulation 2-1-403 Regulation 2-6-503)	Y	

Table IV – ~~BV Cluster 23F-203A~~
Source-specific Applicable Requirements
~~S1463~~ – Tank A-867, S-1506 Tank A-893, S-1507 Tank A-1507

Applicable Requirement	Regulation Title or Description of Requirement	Federally Enforceable (Y/N)	Future Effective Date
BAAQMD Reg 8 Rule 5	Organic Compounds - STORAGE OF ORGANIC LIQUIDS (10/18/2006) REQUIREMENTS FOR MACT GROUP 1 EXTERNAL FLOATING ROOF TANKS REQUIREMENTS (11/27/02)		
8-5-100	General	Y	
8-5-101	Description	Y	
8-5-111	Limited Exemption, Tank Removal From and Return to Service	N	
8-5-111.1	Limited Exemption, Tank Removal From and Return to Service, Notification	Y	
8-5-111.1.1	Limited Exemption, Tank Removal From and Return to Service, Notification	Y	
8-5-111.1.2	Limited Exemption, Tank Removal From and Return to Service, Notification	Y	
8-5-111.2	Limited Exemption, Tank Removal From and Return to Service; Tank in compliance at time of notification	N	
8-5-111.3	Limited Exemption, Tank Removal From and Return to Service; Filling, emptying, refilling floating roof tanks	Y	
8-5-111.5	Limited Exemption, Tank Removal From and Return to Service; Minimize emissions and, if required, degas per 8-5-328	N	
8-5-111.6	Limited Exemption, Tank Removal From and Return to Service; Self report if out of compliance during exemption period	N	
8-5-112	Limited Exemption, Preventative Maintenance and Inspection of Tanks in Operation	N	
8-5-112.1	Limited Exemption, Preventative Maintenance and Inspection of Tanks in Operation; Notification	Y	
8-5-112.1.1	Limited Exemption, Preventative Maintenance and Inspection of Tanks in Operation; Notification	Y	
8-5-112.1.2	Limited Exemption, Preventative Maintenance and Inspection of Tanks in Operation; Notification	Y	
8-5-112.2	Limited Exemption, Preventative Maintenance and Inspection of Tanks in Operation; Tank in compliance at time of notification	N	
8-5-112.3	Limited Exemption, Preventative Maintenance and Inspection of Tanks in Operation; No product movement, Minimize emissions	Y	
8-5-112.4	Limited Exemption, Preventative Maintenance and Inspection of Tanks in Operation; Not to exceed 7 days	N	
8-5-112.5	Limited Exemption, Preventative Maintenance and Inspection of Tanks in Operation; Self report if out of compliance during exemption period	N	

**Table IV – ~~BV Cluster 23F-203A~~
Source-specific Applicable Requirements
~~S1463 – Tank A-867, S-1506 Tank A-893, S-1507 Tank A-1507~~**

Applicable Requirement	Regulation Title or Description of Requirement	Federally Enforceable (Y/N)	Future Effective Date
8-5-112.6	Limited Exemption, Preventative Maintenance and Inspection of Tanks in Operation; Keep records for each exemption	N	
8-5-112.6.1	Limited Exemption, Preventative Maintenance and Inspection of Tanks in Operation; Keep records for each exemption	N	
8-5-112.6.2	Limited Exemption, Preventative Maintenance and Inspection of Tanks in Operation; Keep records for each exemption	N	
8-5-112.6.3	Limited Exemption, Preventative Maintenance and Inspection of Tanks in Operation; Keep records for each exemption	N	
8-5-112.6.4	Limited Exemption, Preventative Maintenance and Inspection of Tanks in Operation; Keep records for each exemption	N	
8-5-117	Limited Exemption, Low Vapor Pressure	N	
8-5-119	Limited Exemption, Repair Period - Optional	N	
8-5-119.1	Limited Exemption, Repair Period - Optional	N	
8-5-119.2	Limited Exemption, Repair Period - Optional	N	
8-5-119.3	Limited Exemption, Repair Period - Optional	N	
8-5-301	Storage Tank Control Requirements	N	
8-5-304	Requirements for External Floating Roof Tanks	N	
8-5-304.1	Requirements for External Floating Roofs; Tank fittings	Y	
8-5-304.2	Requirements for External Floating Roofs; Primary seal (8-5-321)	Y	
8-5-304.3	Requirements for External Floating Roofs; Secondary seal (8-5-322)	Y	
8-5-304.4	Requirements for External Floating Roofs; Floating roof	N	
8-5-304.5	Requirements for External Floating Roofs; Tank shell	N	
8-5-304.6	Requirements for External Floating Roofs; pontoons – no leaks	N	
8-5-304.6.1	Requirements for External Floating Roofs; pontoons – make gas tight if leaking	N	
8-5-304.6.2	Requirements for External Floating Roofs; pontoons-repair all leaks at next removal from service	N	
8-5-320	Floating Roof Tank Fitting Requirements	N	
8-5-320.2	Floating Roof Tank Fitting Requirements; Projection below liquid surface	N	
8-5-320.3	Floating Roof Tank Fitting Requirements; Gasketed covers, seals, lids	N	
8-5-320.3.1	Floating Roof Tank Fitting Requirements; Gasketed covers, seals, lids - Gap requirements	Y	
8-5-320.5	Floating Roof Tank Fitting Requirements; Slotted sampling or gauging wells	N	
8-5-320.5.1	Floating Roof Tank Fitting Requirements; Slotted sampling or gauging wells -projection below liquid surface	Y	
8-5-320.5.2	Floating Roof Tank Fitting Requirements; Slotted sampling or gauging wells -cover, gasket, pole sleeve, pole wiper for EFR wells	N	

Table IV – ~~BV Cluster 23F-203A~~
Source-specific Applicable Requirements
~~S1463 – Tank A-867, S-1506 Tank A-893, S-1507 Tank A-1507~~

Applicable Requirement	Regulation Title or Description of Requirement	Federally Enforceable (Y/N)	Future Effective Date
8-5-320.5.3	Floating Roof Tank Fitting Requirements; Slotted sampling or gauging wells-total secondary seal gap must include well gap	Y	
8-5-321	Primary Seal Requirements	N	
8-5-321.1	Primary Seal Requirements; No holes, tears, other openings	Y	
8-5-321.2	Primary Seal Requirements; The seal shall be metallic shoe or liquid mounted except as provided in 8-5-305.1.3	Y	
8-5-321.3	Primary Seal Requirements; Metallic-shoe-type seal requirements	N	
8-5-321.3.1	Primary Seal Requirements; Metallic-shoe-type seal requirements-- geometry of shoe	Y	
8-5-321.3.2	Primary Seal Requirements; Metallic-shoe-type seal requirements-- welded tanks	Y	
8-5-322	Secondary Seal Requirements	N	
8-5-322.1	Secondary Seal Requirements; No holes, tears, other openings	Y	
8-5-322.2	Secondary Seal Requirements; Insertion of probes	Y	
8-5-322.5	Secondary Seal Requirements; Gap requirements for welded external floating roof tanks with seals installed after 9/4/1985	Y	
8-5-322.6	Secondary Seal Requirements; Extent of seal	Y	
8-5-328	Tank Degassing Requirements	N	
8-5-328.1	Tank Degassing Requirements; Tanks > 75 cubic meters	N	
8-5-328.2	Tank Degassing Requirements; Ozone Excess Day Prohibition	Y	
8-5-328.3	Tank Degassing Requirements; BAAQMD notification required	N	
8-5-331	Tank Cleaning Requirements	N	
8-5-331.1	Tank Cleaning Requirements; Cleaning material properties	N	
8-5-331.2	Tank Cleaning Requirements; Steam cleaning prohibition	N	
8-5-331.3	Tank Cleaning Requirements; Steam cleaning exceptions	N	
8-5-401	Inspection Requirements for External Floating Roof Tanks	N	
8-5-401.1	Inspection Requirements for External Floating Roof Tanks; Primary and Secondary Seal Inspections	N	
8-5-401.2	Inspection Requirements for External Floating Roof Tanks; Tank Fittings Inspections	N	
8-5-404	Inspection, Abatement Efficiency Determination, and Source Test Reports	N	
8-5-411	Enhanced Monitoring Program (Optional)	N	
8-5-411.3	Enhanced Monitoring Program (Optional); Performance requirements	N	
8-5-412	Monitoring of Leaking Pontoons	N	
8-5-501	Records	N	
8-5-501.1	Records; Type and amounts of liquid, type of blanket gas, TVP - Retain 24 months	Y	

Table IV – ~~BV Cluster 23F-203A~~
Source-specific Applicable Requirements
~~S1463 – Tank A-867, S-1506 Tank A-893, S-1507 Tank A-1507~~

Applicable Requirement	Regulation Title or Description of Requirement	Federally Enforceable (Y/N)	Future Effective Date
8-5-501.2	Records: Internal and External Floating Roof Tanks, Seal Replacement Records - Retain 10 years	Y	
8-5-501.3	Records: Retention	N	
8-5-602	Analysis of Samples, True Vapor Pressure	Y	
8-5-604	Determination of Applicability Based on True Vapor Pressure	Y	
8-5-605	Measurement of Leak Concentration and Residual Concentrations	N	
8-5-605.1	Measurement of Leak Concentration and Residual Concentrations: EPA Method 21 Instrument	N	
8-5-605.2	Measurement of Leak Concentration and Residual Concentrations: Test Methods	N	
8-5-606	Analysis of Samples, Tank Cleaning Agents	N	
8-5-606.1	Analysis of Samples, Tank Cleaning Agents: IBP	N	
8-5-606.2	Analysis of Samples, Tank Cleaning Agents: TVP	N	
8-5-606.3	Analysis of Samples, Tank Cleaning Agents: VOC	N	
SIP Regulation 8 Rule 5	Organic Compounds - Storage of Organic Liquids (06/05/2003)		
8-5-111	Limited Exemption, Tank Removal From and Return to Service	Y	
8-5-111.1	Limited Exemption, Tank Removal From and Return to Service, Notification	Y	
8-5-111.1.1	Limited Exemption, Tank Removal From and Return to Service, Notification, 3 day prior notification	Y	
8-5-111.1.2	Limited Exemption, Tank Removal From and Return to Service, Notification, Telephone notification	Y	
8-5-111.2	Limited Exemption, Tank Removal From and Return to Service, Tank in compliance prior to notification	Y	
8-5-111.3	Limited Exemption, Tank Removal From and Return to Service, Floating roof tanks	Y	
8-5-111.5	Limited Exemption, Tank Removal From and Return to Service, Minimize emissions	Y	
8-5-111.6	Limited Exemption, Tank Removal From and Return to Service, Notice of completion not required	Y	
8-5-111.7	Limited Exemption, Tank Removal From and Return to Service, Satisfy requirements of 8-5-328	Y	
8-5-112	Limited Exemption, Tanks in Operation	Y	
8-5-112.1	Limited Exemption, Tanks in Operation, Notification	Y	
8-5-112.1.1	Limited Exemption, Tanks in Operation, Notification, 3 day prior notification	Y	

Table IV – ~~BV Cluster 23F-203A~~
Source-specific Applicable Requirements
~~S1463 – Tank A-867, S-1506 Tank A-893, S-1507 Tank A-1507~~

Applicable Requirement	Regulation Title or Description of Requirement	Federally Enforceable (Y/N)	Future Effective Date
8-5-112.1.2	Limited Exemption, Tanks in Operation, Notification, Telephone notification	Y	
8-5-112.2	Limited Exemption, Tanks in Operation, Tank in compliance prior to start of work. Certified per 8-5-404	Y	
8-5-112.3	Limited Exemption, Tanks in Operation, No product movement, Minimize emissions	Y	
8-5-112.4	Limited Exemption, Tanks in Operation, Not to exceed 7 days	Y	
8-5-117	Limited Exemption, Low Vapor Pressure	Y	
8-5-301	Storage Tank Control Requirements	Y	
8-5-302	Requirements for Submerged Fill Pipes	Y	
8-5-304	Requirements for External Floating Roofs	Y	
8-5-304.4	Requirements for External Floating Roofs; Floating roof requirements	Y	
8-5-320	Tank Fitting Requirements	Y	
8-5-320.2	Tank Fitting Requirements – Floating roof tanks, Gasketed covers, seals, lids – Projection below surface except p/v valves and vacuum breaker vents	Y	
8-5-320.3	Tank Fitting Requirements; Gasketed covers, seals, lids	Y	
8-5-320.5	Tank Fitting Requirements; Slotted sampling or gauging wells	Y	
8-5-320.5.2	Tank Fitting Requirements; Slotted sampling or gauging wells - cover, gasket, pole sleeve, pole wiper for EFR wells	Y	
8-5-321	Primary Seal Requirements	Y	
8-5-321.3	Primary Seal Requirements; Metallic-shoe-type seal requirements	Y	
8-5-322	Secondary Seal Requirements	Y	
8-5-328	Tank Degassing Requirements	Y	
8-5-328.1	Tank degassing requirements; Tanks > 75 cubic meters	Y	
8-5-328.1.2	Tank degassing requirements: Concentration of <10,000 ppm as methane after degassing	Y	
8-5-401	Inspection Requirements for External Floating Roof	Y	
8-5-401.1	Inspection Requirements for External Floating Roof Tanks; Primary and Secondary Seal Inspections	Y	
8-5-401.2	Inspection Requirements for External Floating Roof Tanks; Tank Fittings Inspections	Y	
8-5-403	Inspection Requirements for Pressure Vacuum Valves	Y	
8-5-404	Certification	Y	
8-5-405	Information Required	Y	
8-5-405.1	Information required	Y	
8-5-405.2	Information required	Y	

Table IV – ~~BV Cluster 23F-203A~~
Source-specific Applicable Requirements
~~S1463 – Tank A-867, S-1506 Tank A-893, S-1507 Tank A-1507~~

Applicable Requirement	Regulation Title or Description of Requirement	Federally Enforceable (Y/N)	Future Effective Date
8-5-405.3	Information required	<u>Y</u>	
8-5-501	Records	Y	
8-5-502	Tank Degassing Annual Source Test Requirement	Y	
8-5-503	Portable Hydrocarbon Detector	Y	
BAAQMD Regulation 10	Standards of Performance for New Stationary Sources incorporated by reference (02/16/2000)		
10-17	Subpart Kb – Standards of Performance for Storage Vessels for Petroleum Liquids for which Construction, Reconstruction, or Modification Commence After May 18, 1978, and Prior to July 23, 1984	<u>Y</u>	
40 CFR 60 Subpart Kb	NSPS – Standards of Performance for Storage Vessels for Petroleum Liquids for which Construction, Reconstruction, or Modification Commence After May 18, 1978, and Prior to July 23, 1984	-	
60.110b	Applicability and Designation of Affected Facility	<u>Y</u>	
60.110b(a)	Applicability and Designation of Affected Facility; Volatile organic liquid storage vessels > or = to 75 cu m, after 7/23/1984	<u>Y</u>	
60.110b(b)	Applicability and Designation of Affected Facility – Exemption for low vapor pressure; NSPS Kb does not apply to vessels with capacity > 151 cu m and TVP < 3.5 kPa or to vessels with capacity >= 75 cu m and <= 151 cu m and TVP < 15.0 kPa.	<u>Y</u>	
60.112b	Standard for Volatile Organic Compounds (VOC)	<u>Y</u>	
60.112b(a)	Standard for Volatile Organic Compounds (VOC); Requirement for tanks-- > 151 cu m with maximum TVP >=5.2 kPa and <76.6; or >= 75 cu m and < 151 cu m with maximum TVP >= 27.6 kPa and < 76.6 kPa	<u>Y</u>	
60.112b(a)(2)	Standard for Volatile Organic Compounds (VOC); External floating roof option	<u>Y</u>	
60.112b(a)(2)(i)	Standard for Volatile Organic Compounds (VOC); External floating roof seal requirements	<u>Y</u>	
60.112b(a)(2)(i)(A)	Standard for Volatile Organic Compounds (VOC); External floating roof primary seal requirements	<u>Y</u>	
60.112b(a)(2)(i)(B)	Standard for Volatile Organic Compounds (VOC); External floating roof secondary seal requirements	<u>Y</u>	
60.112b(a)(2)(ii)	Standard for Volatile Organic Compounds (VOC); External floating roof openings requirements	<u>Y</u>	
60.112b(a)(2)(iii)	Standard for Volatile Organic Compounds (VOC); External floating roof floating requirements	<u>Y</u>	
60.112b(a)(3)	Standard for Volatile Organic Compounds (VOC); Closed vent system and control device	<u>Y</u>	
60.113b	Testing and Procedures	<u>Y</u>	

Table IV – ~~BV Cluster 23F-203A~~
Source-specific Applicable Requirements
~~S1463 – Tank A-867, S-1506 Tank A-893, S-1507 Tank A-1507~~

Applicable Requirement	Regulation Title or Description of Requirement	Federally Enforceable (Y/N)	Future Effective Date
<u>60.113b(b)</u>	<u>Testing and Procedures: External floating roof</u>	<u>Y</u>	
<u>60.113b(b)(1)</u>	<u>Testing and Procedures: External floating roof seal gap measurement frequency</u>	<u>Y</u>	
<u>60.113b(b)(1)(i)</u>	<u>Testing and Procedures: External floating roof primary seal gaps measurement frequency</u>	<u>Y</u>	
<u>60.113b(b)(1)(ii)</u>	<u>Testing and Procedures: External floating roof secondary seal gaps measurement frequency</u>	<u>Y</u>	
<u>60.113b(b)(1)(iii)</u>	<u>Testing and Procedures: External floating roof reintroduction of VOL</u>	<u>Y</u>	
<u>60.113b(b)(2)</u>	<u>Testing and Procedures: External floating roof seal gap measurement procedures</u>	<u>Y</u>	
<u>60.113b(b)(2)(i)</u>	<u>Testing and Procedures: External floating roof measure seal gaps when roof is floating</u>	<u>Y</u>	
<u>60.113b(b)(2)(ii)</u>	<u>Testing and Procedures: External floating roof measure seal gaps around entire circumference</u>	<u>Y</u>	
<u>60.113b(b)(2)(iii)</u>	<u>Testing and Procedures: External floating roof seal method to determine surface area of seal gaps</u>	<u>Y</u>	
<u>60.113b(b)(3)</u>	<u>Testing and Procedures: External floating roof method to calculate total surface area ratio</u>	<u>Y</u>	
<u>60.113b(b)(4)</u>	<u>Testing and Procedures: External floating roof seal gap repair requirements</u>	<u>Y</u>	
<u>60.113b(b)(4)(i)</u>	<u>Testing and Procedures: External floating roof primary seal gap limitations</u>	<u>Y</u>	
<u>60.113b(b)(4)(i)(A)</u>	<u>Testing and Procedures: External floating roof mechanical shoe primary seal requirements</u>	<u>Y</u>	
<u>60.113b(b)(4)(i)(B)</u>	<u>Testing and Procedures: External floating roof primary seals no holes, tears, openings</u>	<u>Y</u>	
<u>60.113b(b)(4)(ii)</u>	<u>Testing and Procedures: External floating roof secondary seal</u>	<u>Y</u>	
<u>60.113b(b)(4)(ii)(A)</u>	<u>Testing and Procedures: External floating roof secondary seal installation</u>	<u>Y</u>	
<u>60.113b(b)(4)(ii)(B)</u>	<u>Testing and Procedures: External floating roof secondary seal gap</u>	<u>Y</u>	
<u>60.113b(b)(4)(ii)(C)</u>	<u>Testing and Procedures: External floating roof secondary seals no holes, tears, openings</u>	<u>Y</u>	
<u>60.113b(b)(4)(iii)</u>	<u>Testing and Procedures: External floating roof 30-day extension request for seal gap repairs</u>	<u>Y</u>	
<u>60.113b(b)(5)</u>	<u>Testing and Procedures: External floating roof seal gap inspections 30 day notification</u>	<u>Y</u>	
<u>60.113b(b)(6)</u>	<u>Testing and Procedures: External floating roof visual inspection when emptied and degassed</u>	<u>Y</u>	

Table IV – ~~BV Cluster 23F-203A~~
Source-specific Applicable Requirements
~~S1463 – Tank A-867, S-1506 Tank A-893, S-1507 Tank A-1507~~

Applicable Requirement	Regulation Title or Description of Requirement	Federally Enforceable (Y/N)	Future Effective Date
<u>60.113b(b)(6)(i)</u>	<u>Testing and Procedures; External floating roof--roof or seal defect repairs</u>	Y	
<u>60.113b(b)(6)(ii)</u>	<u>Testing and Procedures; External floating roof notification prior to filling</u>	Y	
<u>60.115b</u>	<u>Recordkeeping and Reporting Requirements</u>	Y	
<u>60.115b(b)</u>	<u>Reporting and Recordkeeping Requirements; 60.112b(a) external floating</u>	Y	
<u>60.115b(b)(1)</u>	<u>Reporting and Recordkeeping Requirements; 60.112b(a) external floating roof control equipment description and certification</u>	Y	
<u>60.115b(b)(2)</u>	<u>Reporting and Recordkeeping Requirements; 60.112b(a) external floating</u>	Y	
<u>60.115b(b)(2)(i)</u>	<u>Reporting and Recordkeeping Requirements; 60.112b(a) external floating roof seal gap measurement report--date of measurement</u>	Y	
<u>60.115b(b)(2)(ii)</u>	<u>Reporting and Recordkeeping Requirements; 60.112b(a) external floating roof seal gap measurement report--raw data</u>	Y	
<u>60.115b(b)(2)(iii)</u>	<u>Reporting and Recordkeeping Requirements; 60.112b(a) external floating roof seal gap measurement report--calculations</u>	Y	
<u>60.115b(b)(3)</u>	<u>Reporting and Recordkeeping Requirements; 60.112b(a) external floating roof seal gap measurement records</u>	Y	
<u>60.115b(b)(3)(i)</u>	<u>Reporting and Recordkeeping Requirements; 60.112b(a) external floating roof seal gap measurement records--date of measurement</u>	Y	
<u>60.115b(b)(3)(ii)</u>	<u>Reporting and Recordkeeping Requirements; 60.112b(a) external floating roof seal gap measurement records--raw data</u>	Y	
<u>60.115b(b)(3)(iii)</u>	<u>Reporting and Recordkeeping Requirements; 60.112b(a) external floating roof seal gap measurement records--calculations</u>	Y	
<u>60.115b(b)(4)</u>	<u>Reporting and Recordkeeping Requirements; 60.112b(a) external floating roof seal gap exceedance report</u>	Y	
<u>60.116b</u>	<u>Monitoring of Operations</u>	Y	
<u>60.116b(a)</u>	<u>Monitoring of Operations; Record retention</u>	Y	
<u>60.116b(b)</u>	<u>Monitoring of Operations; Permanent record requirements</u>	Y	
<u>60.116b(c)</u>	<u>Monitoring of Operations; VOL storage record requirements</u>	Y	
<u>60.116b(d)</u>	<u>Monitoring of Operations; Notify within 30 days when the maximum TVP is exceeded</u>	Y	
<u>60.116b(e)</u>	<u>Monitoring of Operations; Maximum true vapor pressure (TVP)</u>	Y	
<u>60.116b(e)(1)</u>	<u>Monitoring of Operations; TVP Determination Criteria</u>	Y	
<u>60.116b(e)(2)</u>	<u>Monitoring of Operations; TVP Determination Criteria, Crude Oil</u>	Y	
<u>60.116b(e)(2)(i)</u>	<u>Monitoring of Operations; Determine TVP-crude oil or refined petroleum products by API method</u>	Y	
<u>60.116b(e)(2)(ii)</u>	<u>Monitoring of Operations; Determine TVP-crude oil or refined petroleum products other than API method</u>	Y	

**Table IV – ~~BV Cluster 23F-203A~~
Source-specific Applicable Requirements
~~S1463 – Tank A-867, S-1506 Tank A-893, S-1507 Tank A-1507~~**

Applicable Requirement	Regulation Title or Description of Requirement	Federally Enforceable (Y/N)	Future Effective Date
60.116b(e)(3)	Monitoring of Operations: Determine TVP	Y	
60.116b(e)(3)(i)	Monitoring of Operations: Determine TVP-other liquids-standard reference texts	Y	
60.116b(e)(3)(i)	Monitoring of Operations: Determine TVP-other liquids-ASTM method	Y	
60.116b(e)(3)(i)	Monitoring of Operations: Determine TVP-other liquids-other approved measurement method	Y	
60.116b(e)(3)(i)	Monitoring of Operations: Determine TVP-other liquids-other approved calculation method	Y	
	NESHAP for Petroleum Refineries REQUIREMENTS FOR TANKS ALSO SUBJECT TO NSPS Kb		
40 CFR 63 Subpart CC Refinery MACT	NESHAP for Source Categories - Petroleum Refineries (MACT) (06/03/2003) REQUIREMENTS FOR TANKS ALSO SUBJECT TO NSPS Kb	Y	
63.640	Applicability	Y	
63.640(c)(2)	Applicability and Designation of Storage Vessels	Y	
63.640(n)	Applicability and Designation of Affected Source Overlap for Storage Vessels	Y	
63.640(n)(1)	Applicability and Designation of Affected Source Overlap for Storage Vessels--Existing Group 1 or Group 2 also subject to Kb only subject to Kb and 63.640(n)(8).	Y	
63.640(n)(8)	Applicability and Designation of Affected Source Overlap for Storage Vessels--Additional requirements for Kb storage vessels	Y	
63.640(n)(8)(i)	Applicability and Designation of Affected Source Overlap for Storage Vessels--Additional requirements for Kb storage vessels - Secondary Seal Exemption	Y	
63.640(n)(8)(ii)	Applicability and Designation of Affected Source Overlap for Storage Vessels--Additional requirements for Kb storage vessels - Unsafe to perform gap measurement or inspection	Y	
63.640(n)(8)(ii)	Applicability and Designation of Affected Source Overlap for Storage Vessels--Additional requirements for Kb storage vessels - Repair failure within 45 days or use extension	Y	
63.640(n)(8)(i)	Applicability and Designation of Affected Source Overlap for Storage Vessels--Additional requirements for Kb storage vessels - Report extension utilized	Y	
63.640(n)(8)(v)	Applicability and Designation of Affected Source Overlap for Storage Vessels--Additional requirements for Kb storage vessels - Submit Kb inspection records as part of CC Report	Y	

Table IV – ~~BV Cluster 23F-203A~~
Source-specific Applicable Requirements
~~S1463—Tank A-867, S-1506 Tank A-893, S-1507 Tank A-1507~~

Applicable Requirement	Regulation Title or Description of Requirement	Federally Enforceable (Y/N)	Future Effective Date
<u>63.640(n)(8)(v)</u> <u>i)</u>	<u>Applicability and Designation of Affected Source Overlap for Storage Vessels--Additional requirements for Kb storage vessels - Rim seal inspection report</u>	Y	
<u>63.641</u>	<u>Definitions:</u>	Y	
<u>63.640(n)</u>	Which rule governs for storage vessels subject to both Refinery MACT and NSPS subpart Kb?	63.640(n)(1) NSPS subpart Kb Y	
	Does Refinery MACT provide for EFR secondary seals to be pulled back or temporarily removed during NSPS Kb inspections of the primary seal?	63.640(n)(8)(i) YES Y	
	Does Refinery MACT provide for delay of NSPS Kb seal gap measurements due to unsafe conditions?	63.640(n)(8)(ii) YES—up to 30 days, or empty the tank within 45 days Y	
	Does Refinery MACT provide for extensions of time to perform NSPS Kb inspections of unsafe tanks?	63.640(n)(8)(iii) YES—up to 2 extensions of 30 days each Y	
	Does Refinery MACT provide for extensions of time to repair defects found during NSPS Kb inspections?	63.640(n)(8)(iii) YES—up to 2 extensions of 30 days each Y	
	Does Refinery MACT provide for waiving the NSPS Kb prior-request requirement for extensions of time?	63.640(n)(8)(iii) YES Y	
	Does Refinery MACT provide for submitting NSPS Kb documentation of the need for an extension with the next semi-annual periodic report?	63.640(n)(8)(iv) YES Y	
	Does Refinery MACT provide for submitting reports of NSPS Kb inspection failures on the semi-annual periodic report schedule?	63.640(n)(8)(v) YES Y	
	Does Refinery MACT provide for not reporting the results of NSPS Kb inspections when there was no out of compliance (i.e., recordkeeping only)?	63.640(n)(8)(vi) YES Y	
NSPS Subpart Kb	Volatile Organic Liquid Storage Vessels REQUIREMENTS FOR EXTERNAL FLOATING ROOF TANKS	Y	

Table IV – ~~BV Cluster 23F-203A~~
Source-specific Applicable Requirements
~~S1463 – Tank A-867, S-1506 Tank A-893, S-1507 Tank A-1507~~

Applicable Requirement	Regulation Title or Description of Requirement	Federally Enforceable (Y/N)	Future Effective Date
60.112b(a)(2)	EFR Rim Seals: vapor-mounted primary seal: liquid-mounted primary seal: mechanical shoe primary seal:	60.112b(a)(2)(i) Not Allowed OK with rim-mounted secondary OK with rim-mounted secondary	Y
	Must vapor-mounted rim seals be continuous on EFRs?	60.112b(a)(2)(i)(B) YES	Y
	Deck openings (wells) other than for vents, drains, or legs to have covers that are kept closed except for access?	60.112b(a)(2)(ii) REQUIRED *	Y
	EFR well covers to be gasketed?	60.112b(a)(2)(ii) REQUIRED	Y
	EFR vents to be gasketed?	60.112b(a)(2)(ii) REQUIRED	Y
	EFR deck openings other than for vents to project into liquid?	60.112b(a)(2)(ii) REQUIRED	Y
	EFR rim space vents to remain closed except when the pressure setting is exceeded?	60.112b(a)(2)(ii) REQUIRED	Y
	EFR auto-bleeder vent (vacuum breaker) to be closed except when the deck is landed?	60.112b(a)(2)(ii) REQUIRED	Y
	EFR emergency roof drains to have seals covering at least 90% of the opening?	60.112b(a)(2)(ii) REQUIRED	Y
	EFR guidepole wells to have a deck cover gasket and a pole wiper?	60.112b(a)(2)(ii) guidepole requirements are specified in FR notices 65 FR 2336 (01/14/00) 65 FR 19891(04/13/00)	Y
	EFRT unslotted guidepoles to have a gasketed cap at the top of the pole?	60.112b(a)(2)(ii) Required per FR notices 65 FR 2336 (01/14/00) 65 FR 19891(04/13/00)	Y
	EFRT slotted guidepoles to have either an internal float or a pole sleeve?	60.112b(a)(2)(ii) Required per FR notices 65 FR 2336 (01/14/00) 65 FR 19891(04/13/00)	Y

Table IV – ~~BV Cluster 23F-203A~~
Source-specific Applicable Requirements
~~S1463—Tank A-867, S-1506 Tank A-893, S-1507 Tank A-1507~~

Applicable Requirement	Regulation Title or Description of Requirement	Federally Enforceable (Y/N)	Future Effective Date
	EFRT operating requirements: When landing the floating roof on its support legs, is the tank to be emptied & either refilled or degassed AS SOON AS POSSIBLE?	60.112b(a)(2)(iii) YES	Y
	Temporary exemption from operating requirements while the external floating roof is landed on its support legs? *	60.112b(a)(2)(iii) EXEMPT	Y
60.113b(b)	UNSAFE CONDITIONS: Delay of EFR seal gap measurements allowed for unsafe conditions? If unable to make safe to measure, must the EFRT be emptied?	60.113b(b)(1) not addressed * 60.113b(b)(1) not addressed *	Y
	EXTENSIONS OF TIME: If EFRT is unsafe to inspect & cannot be emptied within 45 days?	60.113b(b)(1) not addressed *	Y
	Notification of Inspections: Are notifications of inspections to demonstrate initial compliance required. For EFR seal gap measurements:	60.113b(b)(1) & (5) Required- notifications & reports per Ongoing Reports	Y
	Seal Gap Measurements: FREQUENCY AFTER INITIAL COMPLIANCE, For the EFR Primary Seal:	60.113b(b)(1)(i) every 5 years	Y
	Seal Gap Measurements: For new EFRTs:	60.113b(b)(1)(i) & (ii) measure gaps of both seals within 60 days after initial fill	Y
	Seal Gap Measurements: FREQUENCY AFTER INITIAL COMPLIANCE, For the EFR Secondary Seal:	60.113b(b)(1)(ii) annually	Y
	Seal Gap Measurements: For EFRTs returned to affected service after 1 yr or more of exempt service:	60.113b(b)(1)(iii) measure gaps of both seals within 60 days	Y
	MEASUREMENT COND'S: Are EFR seal gap measurements to be made with the roof floating?	60.113b(b)(2)(i) YES	Y
	DETERMINATION OF EFR RIM SEAL GAP AREAS: Presence of a gap determined by inserting a 1/8 in. probe?	60.113b(b)(2)(ii) YES	Y

Table IV – ~~BV Cluster 23F-203A~~
Source-specific Applicable Requirements
~~S1463 – Tank A-867, S-1506 Tank A-893, S-1507 Tank A-1507~~

Applicable Requirement	Regulation Title or Description of Requirement	Federally Enforceable (Y/N)	Future Effective Date
	DETERMINATION OF EFR RIM SEAL GAP AREAS: Use probes of various widths to determine the gap area?	60.113b(b)(2)(iii) YES	Y
	DETERMINATION OF EFR RIM SEAL GAP AREAS: Sum the gap areas & divide by the diameter of the tank?	60.113b(b)(3) YES	Y
	EFRT REPAIRS: Time allowed for repair of defects found during in-service inspections of EFRs: If unable to repair, empty the EFRT & remove from service?	60.113b(b)(4) make repairs within 45 days 60.113b(b)(4) YES, within 45 days	Y
	EFR Primary Seal Gap Inspection Criteria: maximum area: maximum gap width:	60.113b(b)(4)(i) 10 in² per foot of 1.5 in.	Y
	Shall there be no holes, tears, or openings in the EFR seals?	60.113b(b)(4)(i) & (ii) YES	Y
	Is the metallic shoe of an EFR mechanical shoe seal required to have its bottom in the liquid and extend at least 24 in. above the liquid?	60.113b(b)(4)(i)(A) YES	Y
	EFR Secondary Seal Gap Inspection Criteria: maximum area: maximum gap width:	60.113b(b)(4)(ii)(B) 1 in² per foot of 0.5 in.	Y
	Are EFR rim seals allowed to be pulled back or temporarily removed during inspection?	60.113b(b)(4)(ii)(B) not addressed*	Y
	EXTENSIONS OF TIME: If EFRT defects cannot be repaired & the tank cannot be emptied within 45 days?	60.113b(b)(4)(iii) 1 extension of 30 days, if needed *	Y
	Periodic Reports: EFR report to include a prior request for 30-day extension, w/ documentation of need?	60.113b(b)(4)(iii) required*	Y

**Table IV – ~~BV Cluster 23F-203A~~
 Source-specific Applicable Requirements
~~S1463 – Tank A-867, S-1506 Tank A-893, S-1507 Tank A-1507~~**

Applicable Requirement	Regulation Title or Description of Requirement	Federally Enforceable (Y/N)	Future Effective Date
	Periodic Reports: Additional information to be included if an extension is utilized for an EFR:	60.113b(b)(4)(iii) document the reason for the extension *	Y
	Notification of Inspections: Is 30-day notice required prior to EFR seal-gap measurements?	60.113b(b)(5) REQUIRED	Y
	EFR Internal Inspections: up-close visual inspection of the floating roof, seals, & fittings:	60.113b(b)(6) each time the tank is emptied & degassed	Y
	Notification of Inspections: Are notifications of inspections to demonstrate initial compliance required; For EFR internal inspections:	60.113b(b)(6) internal inspection not required for initial compliance	Y
	EFRT REPAIRS: Repair of defects if the tank is empty?	60.113b(b)(6)(i) prior to refilling	Y
	Notification of Inspections: Is 30-day notice required for internal inspections of EFRTs (i.e., prior to filling or refilling); but a 7-day verbal notice acceptable if the event is unplanned?	60.113b(b)(6)(ii) REQUIRED	Y
60.115b	Recordkeeping for inspections: Keep inspection reports as specified:	60.115b Keep for at least 5 years	Y
60.115b(b)(2)-(5)	Periodic Reports: Report EFR seal-gap inspections if there was no out-of-compliance?	60.115b(b)(2) Required within 60 days of inspection *	Y
	Records of EFR inspection reports:	60.115b(b)(3) EFR seal-gap measurements	Y
	Periodic Reports: Report EFR seal-gap inspections when there is out-of-compliance?	60.115b(b)(4) Required within 30 days of inspection *	Y
	Periodic Reports: Report of EFR inspection failures to include:	60.115b(b)(4) date of inspec, identification of tank, description of failure, & date of repair or emptying	Y

Table IV – ~~BV Cluster 23F-203A~~
Source-specific Applicable Requirements
~~S1463—Tank A-867, S-1506 Tank A-893, S-1507 Tank A-1507~~

Applicable Requirement	Regulation Title or Description of Requirement	Federally Enforceable (Y/N)	Future Effective Date
60.116b(a)	Applicability records: Time period for keeping records of applicability determination, unless specified otherwise.	60.116b(a) Keep for at least 5 years except records as required by 60.116b(b)	Y
60.116b(b)	Applicability records: Records of dimensions & capacity required for nonexempt tanks?	60.116b(b) Required Keep record readily accessible for the life of the tank	Y
60.116b(c)	Applicability records: Additional recordkeeping requirements for certain tanks.	60.116b(c) identification & TVP of the stored product, if capacity ≥ 20,000 gallons, and TVP ≥ 2.2, OR capacity ≥ 40,000 gallons, and TVP ≥ 0.51 Keep record as long as the tank is in that service	Y
60.116b(e)	True vapor pressure (TVP) determination for applicability:	60.116b(e) maximum TVP of the stored liquid, based on highest calendar month average storage temperature	Y
NSPS Subpart A	New Source Performance Standards GENERAL PROVISIONS	Y	
60.7(a)	Initial Notification: Is initial notification of the source's existence required?	60.7(a)(1) notification within 30 days after begin construction	Y
	Report (document) having initially achieved compliance?	60.7(a)(3) 60.115b(a)(1) & (b)(1) within 15 days after initial fill	Y
	Notification of Compliance Status report:	60.7(a)(3) [cf. 60.115b(a)(1)&(b)(1)] notification within 15 days after startup	Y
	Initial Notification: Is initial notification required if tank becomes affected only as a result of a modification?	60.7(a)(4) notification 60 days or as soon as practicable before the change	Y
60.7(f)	General recordkeeping requirements: Time period for keeping records, unless specified otherwise.	60.7(f) Keep all reports & notifications for 2 years	Y
	General recordkeeping requirements: Keep all reports and notification for the specified period of time.	60.7(f) required	Y

Table IV – ~~BV Cluster 23F-203A~~
Source-specific Applicable Requirements
~~S1463 – Tank A-867, S-1506 Tank A-893, S-1507 Tank A-1507~~

Applicable Requirement	Regulation Title or Description of Requirement	Federally Enforceable (Y/N)	Future Effective Date
60.14(g)	Achieve compliance for: New Tanks (or tanks that become affected as a result of a change or modification)?	60.14(g) up to 180 days after modifications (otherwise prior to fill)	Y
BAAQMD Condition # 17477	S-1463		
Part C1	Throughput Limit (basis: cumulative increase, toxics)	Y	
Part C2	True Vapor Pressure Limit (basis: cumulative increase)	Y	
Part C3	Design Requirements (basis: BACT, Regulation 8-5, Cumulative Increase, toxics, NSPS, Regulation 10 Subpart Kb)	Y	
Part C4	Fitting Count Requirements (basis: cumulative increase, toxics, offsets)	Y	
Part C5	Requirements for Alternative Material Storage (basis: cumulative increase, toxics)	Y	
Part C6	Record Keeping (basis: cumulative increase, toxics)	Y	
BAAQMD Condition # 19528			
Part 1	Throughput limit (basis: Regulation 2-1-234.3, Regulation 2-1-403 Regulation 2-6-503)	Y	
BAAQMD Condition # 22640	S-1506 and S-1507		
Part 1	Throughput Limit (basis: cumulative increase, toxics, BACT)	Y	
Part 2	True Vapor Pressure Limit (basis: cumulative increase, toxics)	Y	
Part 3	Tank Fitting Count Requirements (basis: BACT, Cumulative Increase, toxics)	Y	
Part 4	Recordkeeping (basis: Cumulative Increase, Regulation 1-441, Regulation 8-5-501)	Y	

Table IV – ~~BX Cluster 23F-203A~~
Source-specific Applicable Requirements
S642 – Tank A-642

Applicable Requirement	Regulation Title or Description of Requirement	Federally Enforceable (Y/N)	Future Effective Date
BAAQMD Reg 8 Rule 5	Organic Compounds – STORAGE OF ORGANIC LIQUIDS 02(10/18/2006) <u>REQUIREMENTS FOR MACT GROUP 1 EXTERNAL FLOATING ROOF TANKS</u>		
8-5-100	General	Y	
8-5-101	Description	Y	
8-5-111	Limited Exemption, Tank Removal From and Return to Service	N	
8-5-111.1	Limited Exemption, Tank Removal From and Return to Service, Notification	Y	
8-5-111.1.1	Limited Exemption, Tank Removal From and Return to Service, Notification	Y	
8-5-111.1.2	Limited Exemption, Tank Removal From and Return to Service, Notification	Y	
8-5-111.2	Limited Exemption, Tank Removal From and Return to Service; Tank in compliance at time of notification	N	
8-5-111.3	Limited Exemption, Tank Removal From and Return to Service; Filling, emptying, refilling floating roof tanks	Y	
8-5-111.5	Limited Exemption, Tank Removal From and Return to Service; Minimize emissions and, if required, degas per 8-5-328	N	
8-5-111.6	Limited Exemption, Tank Removal From and Return to Service; Self report if out of compliance during exemption period	N	
8-5-112	Limited Exemption, Preventative Maintenance and Inspection of Tanks in Operation	N	
8-5-112.1	Limited Exemption, Preventative Maintenance and Inspection of Tanks in Operation; Notification	Y	
8-5-112.1.1	Limited Exemption, Preventative Maintenance and Inspection of Tanks in Operation; Notification	Y	
8-5-112.1.2	Limited Exemption, Preventative Maintenance and Inspection of Tanks in Operation; Notification	Y	
8-5-112.2	Limited Exemption, Preventative Maintenance and Inspection of Tanks in Operation; Tank in compliance at time of notification	N	
8-5-112.3	Limited Exemption, Preventative Maintenance and Inspection of Tanks in Operation; No product movement, Minimize emissions	Y	
8-5-112.4	Limited Exemption, Preventative Maintenance and Inspection of Tanks in Operation; Not to exceed 7 days	N	
8-5-112.5	Limited Exemption, Preventative Maintenance and Inspection of Tanks in Operation; Self report if out of compliance during exemption period	N	
8-5-112.6	Limited Exemption, Preventative Maintenance and Inspection of Tanks in Operation; Keep records for each exemption	N	
8-5-112.6.1	Limited Exemption, Preventative Maintenance and Inspection of Tanks in Operation; Keep records for each exemption	N	
8-5-112.6.2	Limited Exemption, Preventative Maintenance and Inspection of Tanks in Operation; Keep records for each exemption	N	

**Table IV – ~~BX Cluster 23F-203A~~
Source-specific Applicable Requirements
S642 – Tank A-642**

Applicable Requirement	Regulation Title or Description of Requirement	Federally Enforceable (Y/N)	Future Effective Date
8-5-112.6.3	Limited Exemption, Preventative Maintenance and Inspection of Tanks in Operation; Keep records for each exemption	N	
8-5-112.6.4	Limited Exemption, Preventative Maintenance and Inspection of Tanks in Operation; Keep records for each exemption	N	
8-5-117	Limited Exemption, Low Vapor Pressure	N	
8-5-119	Limited Exemption, Repair Period - Optional	N	
8-5-119.1	Limited Exemption, Repair Period - Optional	N	
8-5-119.2	Limited Exemption, Repair Period - Optional	N	
8-5-119.3	Limited Exemption, Repair Period - Optional	N	
8-5-301	Storage Tank Control Requirements	N	
8-5-304	Requirements for External Floating Roof Tanks	N	
8-5-304.1	Requirements for External Floating Roofs; Tank fittings	Y	
8-5-304.2	Requirements for External Floating Roofs; Primary seal (8-5-321)	Y	
8-5-304.3	Requirements for External Floating Roofs; Secondary seal (8-5-322)	Y	
8-5-304.4	Requirements for External Floating Roofs; Floating roof	N	
8-5-304.5	Requirements for External Floating Roofs; Tank shell	N	
8-5-304.6	Requirements for External Floating Roofs; Pontoons – no leaks	N	
8-5-304.6.1	Requirements for External Floating Roofs; Pontoons – make gas tight if leaking	N	
8-5-304.6.2	Requirements for External Floating Roofs; Pontoons-repair all leaks at next removal from service	N	
8-5-320	Floating Roof Tank Fitting Requirements	N	
8-5-320.2	Floating Roof Tank Fitting Requirements; Projection below liquid surface	N	
8-5-320.3	Floating Roof Tank Fitting Requirements; Gasketed covers, seals, lids	N	
8-5-320.3.1	Floating Roof Tank Fitting Requirements; Gasketed covers, seals, lids - Gap requirements	Y	
8-5-320.5	Floating Roof Tank Fitting Requirements; Slotted sampling or gauging wells	N	
8-5-320.5.1	Floating Roof Tank Fitting Requirements; Slotted sampling or gauging wells -projection below liquid surface	Y	
8-5-320.5.2	Floating Roof Tank Fitting Requirements; Slotted sampling or gauging wells -cover, gasket, pole sleeve, pole wiper for EFR wells	N	
8-5-320.5.3	Floating Roof Tank Fitting Requirements; Slotted sampling or gauging wells-total secondary seal gap must include well gap	Y	
8-5-321	Primary Seal Requirements	N	
8-5-321.1	Primary Seal Requirements; No holes, tears, other openings	Y	

**Table IV – ~~BX Cluster 23F-203A~~
Source-specific Applicable Requirements
S642 – Tank A-642**

Applicable Requirement	Regulation Title or Description of Requirement	Federally Enforceable (Y/N)	Future Effective Date
8-5-321.2	Primary Seal Requirements: The seal shall be metallic shoe or liquid mounted except as provided in 8-5-305.1.3	Y	
8-5-321.3	Primary Seal Requirements: Metallic-shoe-type seal requirements	N	
8-5-321.3.1	Primary Seal Requirements: Metallic-shoe-type seal requirements-- geometry of shoe	Y	
8-5-321.3.2	Primary Seal Requirements: Metallic-shoe-type seal requirements-- welded tanks	Y	
8-5-322	Secondary Seal Requirements	N	
8-5-322.1	Secondary Seal Requirements: No holes, tears, other openings	Y	
8-5-322.2	Secondary Seal Requirements: Insertion of probes	Y	
8-5-322.5	Secondary Seal Requirements: Gap requirements for welded external floating roof tanks with seals installed after 9/4/1985	Y	
8-5-322.6	Secondary Seal Requirements: Extent of seal	Y	
8-5-328	Tank Degassing Requirements	N	
8-5-328.1	Tank Degassing Requirements: Tanks > 75 cubic meters	N	
8-5-328.2	Tank Degassing Requirements: Ozone Excess Day Prohibition	Y	
8-5-328.3	Tank Degassing Requirements: BAAQMD notification required	N	
8-5-331	Tank Cleaning Requirements	N	
8-5-331.1	Tank Cleaning Requirements: Cleaning material properties	N	
8-5-331.2	Tank Cleaning Requirements: Steam cleaning prohibition	N	
8-5-331.3	Tank Cleaning Requirements: Steam cleaning exceptions	N	
8-5-401	Inspection Requirements for External Floating Roof Tanks	N	
8-5-401.1	Inspection Requirements for External Floating Roof Tanks; Primary and Secondary Seal Inspections	N	
8-5-401.2	Inspection Requirements for External Floating Roof Tanks; Tank Fittings Inspections	N	
8-5-404	Inspection, Abatement Efficiency Determination, and Source Test Reports	N	
8-5-411	Enhanced Monitoring Program (Optional)	N	
8-5-411.3	Enhanced Monitoring Program (Optional); Performance requirements	N	
8-5-412	Monitoring of Leaking Pontoons	N	
8-5-501	Records	N	
8-5-501.1	Records: Type and amounts of liquid, type of blanket gas, TVP - Retain 24 months	Y	
8-5-501.2	Records: Internal and External Floating Roof Tanks, Seal Replacement Records - Retain 10 years	Y	
8-5-501.3	Records: Retention	N	
8-5-602	Analysis of Samples, True Vapor Pressure	Y	

**Table IV – ~~BX Cluster 23F-203A~~
Source-specific Applicable Requirements
S642 – Tank A-642**

Applicable Requirement	Regulation Title or Description of Requirement	Federally Enforceable (Y/N)	Future Effective Date
8-5-604	Determination of Applicability Based on True Vapor Pressure	Y	
8-5-605	Measurement of Leak Concentration and Residual Concentrations	N	
8-5-605.1	Measurement of Leak Concentration and Residual Concentrations; EPA Method 21 Instrument	N	
8-5-605.2	Measurement of Leak Concentration and Residual Concentrations; Test Methods	N	
8-5-606	Analysis of Samples, Tank Cleaning Agents	N	
8-5-606.1	Analysis of Samples, Tank Cleaning Agents; IBP	N	
8-5-606.2	Analysis of Samples, Tank Cleaning Agents; TVP	N	
8-5-606.3	Analysis of Samples, Tank Cleaning Agents; VOC	N	
SIP Regulation 8 Rule 5	Organic Compounds - Storage of Organic Liquids (06/05/2003)		
8-5-111	Limited Exemption, Tank Removal From and Return to Service	Y	
8-5-111.1	Limited Exemption, Tank Removal From and Return to Service, Notification	Y	
8-5-111.1.1	Limited Exemption, Tank Removal From and Return to Service, Notification, 3 day prior notification	Y	
8-5-111.1.2	Limited Exemption, Tank Removal From and Return to Service, Notification, Telephone notification	Y	
8-5-111.2	Limited Exemption, Tank Removal From and Return to Service, Tank in compliance prior to notification	Y	
8-5-111.3	Limited Exemption, Tank Removal From and Return to Service, Floating roof tanks	Y	
8-5-111.5	Limited Exemption, Tank Removal From and Return to Service, Minimize emissions	Y	
8-5-111.6	Limited Exemption, Tank Removal From and Return to Service, Notice of completion not required	Y	
8-5-111.7	Limited Exemption, Tank Removal From and Return to Service, Satisfy requirements of 8-5-328	Y	
8-5-112	Limited Exemption, Tanks in Operation	Y	
8-5-112.1	Limited Exemption, Tanks in Operation, Notification	Y	
8-5-112.1.1	Limited Exemption, Tanks in Operation, Notification, 3 day prior notification	Y	
8-5-112.1.2	Limited Exemption, Tanks in Operation, Notification, Telephone notification	Y	
8-5-112.2	Limited Exemption, Tanks in Operation, Tank in compliance prior to start of work. Certified per 8-5-404	Y	

**Table IV – ~~BX Cluster 23F-203A~~
Source-specific Applicable Requirements
S642 – Tank A-642**

Applicable Requirement	Regulation Title or Description of Requirement	Federally Enforceable (Y/N)	Future Effective Date
8-5-112.3	Limited Exemption, Tanks in Operation, No product movement, Minimize emissions	Y	
8-5-112.4	Limited Exemption, Tanks in Operation, Not to exceed 7 days	Y	
8-5-117	Limited Exemption, Low Vapor Pressure	Y	
8-5-301	Storage Tank Control Requirements	Y	
8-5-302	Requirements for Submerged Fill Pipes	Y	
8-5-304	Requirements for External Floating Roofs	Y	
8-5-304.4	Requirements for External Floating Roofs: Floating roof requirements	Y	
8-5-320	Tank Fitting Requirements	Y	
8-5-320.2	Tank Fitting Requirements – Floating roof tanks, Gasketed covers, seals, lids – Projection below surface except p/v valves and vacuum breaker vents	Y	
8-5-320.3	Tank Fitting Requirements; Gasketed covers, seals, lids	Y	
8-5-320.5	Tank Fitting Requirements; Slotted sampling or gauging wells	Y	
8-5-320.5.2	Tank Fitting Requirements; Slotted sampling or gauging wells - cover, gasket, pole sleeve, pole wiper for EFR wells	Y	
8-5-321	Primary Seal Requirements	Y	
8-5-321.3	Primary Seal Requirements; Metallic-shoe-type seal requirements	Y	
8-5-322	Secondary Seal Requirements	Y	
8-5-328	Tank Degassing Requirements	Y	
8-5-328.1	Tank degassing requirements; Tanks > 75 cubic meters	Y	
8-5-328.1.2	Tank degassing requirements; Concentration of <10,000 ppm as methane after degassing	Y	
8-5-401	Inspection Requirements for External Floating Roof	Y	
8-5-401.1	Inspection Requirements for External Floating Roof Tanks; Primary and Secondary Seal Inspections	Y	
8-5-401.2	Inspection Requirements for External Floating Roof Tanks; Tank Fittings Inspections	Y	
8-5-403	Inspection Requirements for Pressure Vacuum Valves	Y	
8-5-404	Certification	Y	
8-5-405	Information Required	Y	
8-5-405.1	Information required	Y	
8-5-405.2	Information required	Y	
8-5-405.3	Information required	Y	
8-5-501	Records	Y	
8-5-502	Tank Degassing Annual Source Test Requirement	Y	
8-5-503	Portable Hydrocarbon Detector	Y	

**Table IV – ~~BX Cluster 23F-203A~~
Source-specific Applicable Requirements
S642 – Tank A-642**

Applicable Requirement	Regulation Title or Description of Requirement	Federally Enforceable (Y/N)	Future Effective Date
<u>BAAOMD Regulation 10</u>	<u>Standards of Performance for New Stationary Sources incorporated by reference (02/16/2000)</u>		
<u>10-17</u>	<u>Subpart Kb – Standards of Performance for Storage Vessels for Petroleum Liquids for which Construction, Reconstruction, or Modification Commence After May 18, 1978, and Prior to July 23, 1984</u>	Y	
<u>40 CFR 60 Subpart Kb</u>	<u>NSPS – Standards of Performance for Storage Vessels for Petroleum Liquids for which Construction, Reconstruction, or Modification Commence After May 18, 1978, and Prior to July 23, 1984</u>	-	
<u>60.110b</u>	<u>Applicability and Designation of Affected Facility</u>	Y	
<u>60.110b(a)</u>	<u>Applicability and Designation of Affected Facility; Volatile organic liquid storage vessels > or = to 75 cu m, after 7/23/1984</u>	Y	
<u>60.110b(b)</u>	<u>Applicability and Designation of Affected Facility – Exemption for low vapor pressure; NSPS Kb does not apply to vessels with capacity > 151 cu m and TVP < 3.5 kPa or to vessels with capacity >= 75 cu m and <= 151 cu m and TVP < 15.0 kPa.</u>	Y	
<u>60.112b</u>	<u>Standard for Volatile Organic Compounds (VOC)</u>	Y	
<u>60.112b(a)</u>	<u>Standard for Volatile Organic Compounds (VOC); Requirement for tanks-- > 151 cu m with maximum TVP >=5.2 kPa and <76.6; or >= 75 cu m and < 151 cu m with maximum TVP >= 27.6 kPa and < 76.6 kPa</u>	Y	
<u>60.112b(a)(2)</u>	<u>Standard for Volatile Organic Compounds (VOC); External floating roof option</u>	Y	
<u>60.112b(a)(2)(i)</u>	<u>Standard for Volatile Organic Compounds (VOC); External floating roof seal requirements</u>	Y	
<u>60.112b(a)(2)(i)(A)</u>	<u>Standard for Volatile Organic Compounds (VOC); External floating roof primary seal requirements</u>	Y	
<u>60.112b(a)(2)(i)(B)</u>	<u>Standard for Volatile Organic Compounds (VOC); External floating roof secondary seal requirements</u>	Y	
<u>60.112b(a)(2)(i)i)</u>	<u>Standard for Volatile Organic Compounds (VOC); External floating roof openings requirements</u>	Y	
<u>60.112b(a)(2)(i)ii)</u>	<u>Standard for Volatile Organic Compounds (VOC); External floating roof floating requirements</u>	Y	
<u>60.112b(a)(3)</u>	<u>Standard for Volatile Organic Compounds (VOC); Closed vent system and control device</u>	Y	
<u>60.113b</u>	<u>Testing and Procedures</u>	Y	
<u>60.113b(b)</u>	<u>Testing and Procedures; External floating roof</u>	Y	
<u>60.113b(b)(1)</u>	<u>Testing and Procedures; External floating roof seal gap measurement frequency</u>	Y	
<u>60.113b(b)(1)(i)</u>	<u>Testing and Procedures; External floating roof primary seal gaps measurement frequency</u>	Y	

**Table IV – ~~BX Cluster 23F-203A~~
Source-specific Applicable Requirements
S642 – Tank A-642**

Applicable Requirement	Regulation Title or Description of Requirement	Federally Enforceable (Y/N)	Future Effective Date
<u>60.113b(b)(1)(i)</u>	<u>Testing and Procedures: External floating roof secondary seal gaps measurement frequency</u>	Y	
<u>60.113b(b)(1)(ii)</u>	<u>Testing and Procedures: External floating roof reintroduction of VOL</u>	Y	
<u>60.113b(b)(2)</u>	<u>Testing and Procedures: External floating roof seal gap measurement procedures</u>	Y	
<u>60.113b(b)(2)(i)</u>	<u>Testing and Procedures: External floating roof measure seal gaps when roof is floating</u>	Y	
<u>60.113b(b)(2)(i)</u>	<u>Testing and Procedures: External floating roof measure seal gaps around entire circumference</u>	Y	
<u>60.113b(b)(2)(ii)</u>	<u>Testing and Procedures: External floating roof seal method to determine surface area of seal gaps</u>	Y	
<u>60.113b(b)(3)</u>	<u>Testing and Procedures: External floating roof method to calculate total surface area ratio</u>	Y	
<u>60.113b(b)(4)</u>	<u>Testing and Procedures: External floating roof seal gap repair requirements</u>	Y	
<u>60.113b(b)(4)(i)</u>	<u>Testing and Procedures: External floating roof primary seal gap limitations</u>	Y	
<u>60.113b(b)(4)(i)</u>	<u>Testing and Procedures: External floating roof mechanical shoe primary seal requirements</u>	Y	
<u>60.113b(b)(4)(i)</u>	<u>Testing and Procedures: External floating roof primary seals no holes, tears, openings</u>	Y	
<u>60.113b(b)(4)(i)</u>	<u>Testing and Procedures: External floating roof secondary seal</u>	Y	
<u>60.113b(b)(4)(i)</u>	<u>Testing and Procedures: External floating roof secondary seal installation</u>	Y	
<u>60.113b(b)(4)(i)</u>	<u>Testing and Procedures: External floating roof secondary seal gap</u>	Y	
<u>60.113b(b)(4)(i)</u>	<u>Testing and Procedures: External floating roof secondary seals no holes, tears, openings</u>	Y	
<u>60.113b(b)(4)(i)</u>	<u>Testing and Procedures: External floating roof 30-day extension request for seal gap repairs</u>	Y	
<u>60.113b(b)(5)</u>	<u>Testing and Procedures: External floating roof seal gap inspections 30 day notification</u>	Y	
<u>60.113b(b)(6)</u>	<u>Testing and Procedures: External floating roof visual inspection when emptied and degassed</u>	Y	
<u>60.113b(b)(6)(i)</u>	<u>Testing and Procedures: External floating roof--roof or seal defect repairs</u>	Y	
<u>60.113b(b)(6)(i)</u>	<u>Testing and Procedures: External floating roof notification prior to filling</u>	Y	
<u>60.115b</u>	<u>Recordkeeping and Reporting Requirements</u>	Y	

**Table IV – ~~BX Cluster 23F-203A~~
Source-specific Applicable Requirements
S642 – Tank A-642**

Applicable Requirement	Regulation Title or Description of Requirement	Federally Enforceable (Y/N)	Future Effective Date
60.115b(b)	Reporting and Recordkeeping Requirements; 60.112b(a) external floating	Y	
60.115b(b)(1)	Reporting and Recordkeeping Requirements; 60.112b(a) external floating roof control equipment description and certification	Y	
60.115b(b)(2)	Reporting and Recordkeeping Requirements; 60.112b(a) external floating	Y	
60.115b(b)(2)(i)	Reporting and Recordkeeping Requirements; 60.112b(a) external floating roof seal gap measurement report--date of measurement	Y	
60.115b(b)(2)(i)	Reporting and Recordkeeping Requirements; 60.112b(a) external floating roof seal gap measurement report--raw data	Y	
60.115b(b)(2)(ii)	Reporting and Recordkeeping Requirements; 60.112b(a) external floating roof seal gap measurement report--calculations	Y	
60.115b(b)(3)	Reporting and Recordkeeping Requirements; 60.112b(a) external floating roof seal gap measurement records	Y	
60.115b(b)(3)(i)	Reporting and Recordkeeping Requirements; 60.112b(a) external floating roof seal gap measurement records--date of measurement	Y	
60.115b(b)(3)(i)	Reporting and Recordkeeping Requirements; 60.112b(a) external floating roof seal gap measurement records--raw data	Y	
60.115b(b)(3)(ii)	Reporting and Recordkeeping Requirements; 60.112b(a) external floating roof seal gap measurement records--calculations	Y	
60.115b(b)(4)	Reporting and Recordkeeping Requirements; 60.112b(a) external floating roof seal gap exceedance report	Y	
60.116b	Monitoring of Operations	Y	
60.116b(a)	Monitoring of Operations; Record retention	Y	
60.116b(b)	Monitoring of Operations; Permanent record requirements	Y	
60.116b(c)	Monitoring of Operations; VOL storage record requirements	Y	
60.116b(d)	Monitoring of Operations; Notify within 30 days when the maximum TVP is exceeded	Y	
60.116b(e)	Monitoring of Operations; Maximum true vapor pressure (TVP)	Y	
60.116b(e)(1)	Monitoring of Operations; TVP Determination Criteria	Y	
60.116b(e)(2)	Monitoring of Operations; TVP Determination Criteria, Crude Oil	Y	
60.116b(e)(2)(i)	Monitoring of Operations; Determine TVP-crude oil or refined petroleum products by API method	Y	
60.116b(e)(2)(i)	Monitoring of Operations; Determine TVP-crude oil or refined petroleum products other than API method	Y	
60.116b(e)(3)	Monitoring of Operations; Determine TVP	Y	
60.116b(e)(3)(i)	Monitoring of Operations; Determine TVP-other liquids-standard reference texts	Y	
60.116b(e)(3)(i)	Monitoring of Operations; Determine TVP-other liquids-ASTM method	Y	

**Table IV – ~~BX Cluster 23F-203A~~
Source-specific Applicable Requirements
S642 – Tank A-642**

Applicable Requirement	Regulation Title or Description of Requirement	Federally Enforceable (Y/N)	Future Effective Date
60.116b(e)(3)(i)ii)	Monitoring of Operations; Determine TVP-other liquids-other approved measurement method	Y	
60.116b(e)(3)(i)v)	Monitoring of Operations; Determine TVP-other liquids-other approved calculation method	Y	
40 CFR 63 Subpart CC Refinery MACT	NESHAP for Source Categories - Petroleum Refineries(MACT) (06/03/2003) REQUIREMENTS FOR TANKS ALSO SUBJECT TO NSPS Kb	Y	
63.640	Applicability	Y	
63.640(c)(2)	Applicability and Designation of Storage Vessels	Y	
63.640(n)	Applicability and Designation of Affected Source Overlap for Storage Vessels	Y	
63.640(n)(1)	Applicability and Designation of Affected Source Overlap for Storage Vessels--Existing Group 1 or Group 2 also subject to Kb only subject to Kb and 63.640(n)(8).	Y	
63.640(n)(8)	Applicability and Designation of Affected Source Overlap for Storage Vessels--Additional requirements for Kb storage vessels	Y	
63.640(n)(8)(i)	Applicability and Designation of Affected Source Overlap for Storage Vessels--Additional requirements for Kb storage vessels - Secondary Seal Exemption	Y	
63.640(n)(8)(ii)	Applicability and Designation of Affected Source Overlap for Storage Vessels--Additional requirements for Kb storage vessels - Unsafe to perform gap measurement or inspection	Y	
63.640(n)(8)(ii)	Applicability and Designation of Affected Source Overlap for Storage Vessels--Additional requirements for Kb storage vessels - Repair failure within 45 days or use extension	Y	
63.640(n)(8)(iv)	Applicability and Designation of Affected Source Overlap for Storage Vessels--Additional requirements for Kb storage vessels - Report extension utilized	Y	
63.640(n)(8)(v)	Applicability and Designation of Affected Source Overlap for Storage Vessels--Additional requirements for Kb storage vessels - Submit Kb inspection records as part of CC Report	Y	
63.640(n)(8)(vi)	Applicability and Designation of Affected Source Overlap for Storage Vessels--Additional requirements for Kb storage vessels - Rim seal inspection report	Y	
63.641	Definitions:	Y	
63.640(n)	Which rule governs for storage vessels subject to both Refinery MACT and NSPS subpart Kb?	63.640(n)(1) NSPS subpart Kb Y	

**Table IV – ~~BX Cluster 23F-203A~~
Source-specific Applicable Requirements
S642 – Tank A-642**

Applicable Requirement	Regulation Title or Description of Requirement	Federally Enforceable (Y/N)	Future Effective Date
	Does Refinery MACT provide for EFR secondary seals to be pulled back or temporarily removed during NSPS Kb inspections of the primary seal?	63.640(n)(8)(i) YES	Y
	Does Refinery MACT provide for delay of NSPS Kb seal gap measurements due to unsafe conditions?	63.640(n)(8)(ii) YES—up to 30 days, or empty the tank within 45 days	Y
	Does Refinery MACT provide for extensions of time to perform NSPS Kb inspections of unsafe tanks?	63.640(n)(8)(iii) YES—up to 2 extensions of 30 days each	Y
	Does Refinery MACT provide for extensions of time to repair defects found during NSPS Kb inspections?	63.640(n)(8)(iii) YES—up to 2 extensions of 30 days each	Y
	Does Refinery MACT provide for waiving the NSPS Kb prior-request requirement for extensions of time?	63.640(n)(8)(iii) YES	Y
	Does Refinery MACT provide for submitting NSPS Kb documentation of the need for an extension with the next semi-annual periodic report?	63.640(n)(8)(iv) YES	Y
	Does Refinery MACT provide for submitting reports of NSPS Kb inspection failures on the semi-annual periodic report schedule?	63.640(n)(8)(v) YES	Y
	Does Refinery MACT provide for not reporting the results of NSPS Kb inspections when there was no out-of-compliance (i.e. recordkeeping only)?	63.640(n)(8)(vi) YES	Y
NSPS Subpart Kb	Volatile Organic Liquid Storage Vessels REQUIREMENTS FOR EXTERNAL FLOATING ROOF TANKS	Y	
60.112b(a)(2)	EFR Rim Seals: vapor-mounted primary seal: liquid-mounted primary seal: mechanical shoe primary seal:	60.112b(a)(2)(i) Not Allowed OK with rim-mounted secondary OK with rim-mounted secondary	 Y
	Must vapor-mounted rim seals be continuous on EFRs?	60.112b(a)(2)(i)(B) YES	Y

Table IV – ~~BX Cluster 23F-203A~~
Source-specific Applicable Requirements
S642 – Tank A-642

Applicable Requirement	Regulation Title or Description of Requirement	Federally Enforceable (Y/N)	Future Effective Date
	Deck openings (wells) other than for vents, drains, or legs to have covers that are kept closed except for access?	60.112b(a)(2)(ii) REQUIRED *	Y
	EFR well covers to be gasketed?	60.112b(a)(2)(ii) REQUIRED	Y
	EFR vents to be gasketed?	60.112b(a)(2)(ii) REQUIRED	Y
	EFR deck openings other than for vents to project into liquid?	60.112b(a)(2)(ii) REQUIRED	Y
	EFR rim space vents to remain closed except when the pressure setting is exceeded?	60.112b(a)(2)(ii) REQUIRED	Y
	EFR auto. Bleeder vent (vacuum breaker) to be closed except when the deck is landed?	60.112b(a)(2)(ii) REQUIRED	Y
	EFR emergency roof drains to have seals covering at least 90% of the opening?	60.112b(a)(2)(ii) REQUIRED	Y
	EFR guidepole wells to have a deck cover gasket and a pole wiper?	60.112b(a)(2)(ii) guidepole requirements are specified in FR notices 65 FR 2336 (01/14/00) 65 FR 19891(04/13/00)	Y
	EFRT unslotted guidepoles to have a gasketed cap at the top of the pole?	60.112b(a)(2)(ii) Required per FR notices 65 FR 2336 (01/14/00) 65 FR 19891(04/13/00)	Y
	EFRT slotted guidepoles to have either an internal float or a pole sleeve?	60.112b(a)(2)(ii) Required per FR notices 65 FR 2336 (01/14/00) 65 FR 19891(04/13/00)	Y
	EFRT operating requirements: When landing the floating roof on its support legs, is the tank to be emptied & either refilled or degassed AS SOON AS POSSIBLE?	60.112b(a)(2)(iii) YES	Y
	Temporary exemption from operating requirements while the external floating roof is landed on its support legs? *	60.112b(a)(2)(iii) EXEMPT	Y

**Table IV – ~~BX Cluster 23F-203A~~
 Source-specific Applicable Requirements
 S642 – Tank A-642**

Applicable Requirement	Regulation Title or Description of Requirement	Federally Enforceable (Y/N)	Future Effective Date
60.113b(b)	UNSAFE CONDITIONS: Delay of EFR seal gap measurements allowed for unsafe conditions? If unable to make safe to measure, must the EFRT be emptied?	60.113b(b)(1) not addressed [±]	Y
	EXTENSIONS OF TIME: If EFRT is unsafe to inspect & cannot be emptied within 45 days?	60.113b(b)(1) not addressed [±]	Y
	Notification of Inspections: Are notifications of inspections to demonstrate initial compliance required; For EFR seal gap measurements:	60.113b(b)(1) & (5) Required- notifications & reports per Ongoing Reports	Y
	Seal Gap Measurements: FREQUENCY AFTER INITIAL COMPLIANCE, For the EFR Primary Seal:	60.113b(b)(1)(i) every 5 years	Y
	Seal Gap Measurements: For new EFRTs:	60.113b(b)(1)(i) & (ii) measure gaps of both seals within 60 days after initial fill	Y
	Seal Gap Measurements: FREQUENCY AFTER INITIAL COMPLIANCE, For the EFR Secondary Seal:	60.113b(b)(1)(ii) annually	Y
	Seal Gap Measurements: For EFRTs returned to affected service after 1 yr or more of exempt service:	60.113b(b)(1)(iii) measure gaps of both seals within 60 days	Y
	MEASUREMENT COND'S: Are EFR seal gap measurements to be made with the roof floating?	60.113b(b)(2)(i) YES	Y
	DETERMINATION OF EFR -RIM SEAL GAP AREAS: Presence of a gap determined by inserting a 1/8 in. probe?	60.113b(b)(2)(ii) YES	Y
	DETERMINATION OF EFR -RIM SEAL GAP AREAS: Use probes of various widths to determine the gap area?	60.113b(b)(2)(iii) YES	Y
	DETERMINATION OF EFR -RIM SEAL GAP AREAS: Sum the gap areas & divide by the diameter of the tank?	60.113b(b)(3) YES	Y

**Table IV – ~~BX Cluster 23F-203A~~
Source-specific Applicable Requirements
S642 – Tank A-642**

Applicable Requirement	Regulation Title or Description of Requirement	Federally Enforceable (Y/N)	Future Effective Date
	EFRT REPAIRS: Time allowed for repair of defects found during in-service inspections of EFRs: If unable to repair, empty the EFRT & remove from service?	60.113b(b)(4) make repairs within 45 days 60.113b(b)(4) YES, within 45 days	Y
	EFR Primary Seal Gap Inspection Criteria: maximum area: maximum gap width:	60.113b(b)(4)(i) 10 in² per foot of vessel diameter 1.5 in.	Y
	Shall there be no holes, tears, or openings in the EFR seals?	60.113b(b)(4)(i) & (ii) YES	Y
	Is the metallic shoe of an EFR mechanical shoe seal required to have its bottom in the liquid and extend at least 24 in. above the liquid?	60.113b(b)(4)(i)(A) YES	Y
	EFR Secondary Seal Gap Inspection Criteria: maximum area: maximum gap width:	60.113b(b)(4)(ii)(B) 1 in² per foot of vessel diameter 0.5 in.	Y
	Are EFR rim seals allowed to be pulled back or temporarily removed during inspection?	60.113b(b)(4)(ii)(B) not addressed*	Y
	EXTENSIONS OF TIME: If EFRT defects cannot be repaired & the tank cannot be emptied within 45 days?	60.113b(b)(4)(iii) 1 extension of 30 days, if needed*	Y
	Periodic Reports: EFR report to include a prior request for 30-day extension, w/ documentation of need?	60.113b(b)(4)(iii) required*	Y
	Periodic Reports: Additional information to be included if an extension is utilized for an EFR:	60.113b(b)(4)(iii) document the reason for the extension*	Y
	Notification of Inspections: Is 30-day notice required prior to EFR seal-gap measurements?	60.113b(b)(5) REQUIRED	Y
	EFR Internal Inspections: up-close visual inspection of the floating roof, seals, & fittings:	60.113b(b)(6) each time the tank is emptied & degassed	Y

**Table IV – ~~BX Cluster 23F-203A~~
 Source-specific Applicable Requirements
 S642 – Tank A-642**

Applicable Requirement	Regulation Title or Description of Requirement	Federally Enforceable (Y/N)	Future Effective Date
	Notification of Inspections: Are notifications of inspections to demonstrate initial compliance required, For EFR internal inspections:	60.113b(b)(6) internal inspection not required for initial compliance	Y
	EFRT REPAIRS: Repair of defects if the tank is empty?	60.113b(b)(6)(i) prior to refilling	Y
	Notification of Inspections: Is 30-day notice required for internal inspections of EFRTs (i.e., prior to filling or refilling); but a 7-day verbal notice acceptable if the event is unplanned?	60.113b(b)(6)(ii) REQUIRED	Y
60.115b	Recordkeeping for inspections: Keep inspection reports as specified.	60.115b Keep for at least 5 years	Y
60.115b(b)(2)- (5)	Periodic Reports: Report EFR seal gap inspections if there was no out-of-compliance?	60.115b(b)(2) Required within 60 days of inspection*	Y
	Records of EFR inspection reports:	60.115b(b)(3) EFR seal gap measurements	Y
	Periodic Reports: Report EFR seal gap inspections when there is out-of-compliance?	60.115b(b)(4) Required within 30 days of inspection*	Y
	Periodic Reports: Report of EFR inspection failures to include:	60.115b(b)(4) date of inspec, identification of tank, description of failure, & date of repair or emptying	Y
60.116b(a)	Applicability records: Time period for keeping records of applicability determination, unless specified otherwise.	60.116b(a) Keep for at least 5 years except as required by 60.116b(b)	Y
60.116b(b)	Applicability records: Records of dimensions & capacity required for nonexempt tanks?	60.116b(b) Required Keep record readily accessible for the life of the tank	Y

**Table IV – ~~BX Cluster 23F-203A~~
Source-specific Applicable Requirements
S642 – Tank A-642**

Applicable Requirement	Regulation Title or Description of Requirement	Federally Enforceable (Y/N)	Future Effective Date
60.116b(e)	Applicability records: Additional recordkeeping requirements for certain tanks.	60.116b(e) identification & TVP of the stored product, if capacity ≥ 20,000 gallons. And TVP ≥ 2.2, OR capacity ≥ 40,000 gallons. And TVP ≥ 0.51 Keep record as long as the tank is in that service	Y
60.116b(e)	True vapor pressure (TVP) determination for applicability:	60.116b(e) maximum TVP of the stored liquid, based on highest calendar month average storage temperature	Y
NSPS Subpart A	New Source Performance Standards GENERAL PROVISIONS	Y	
60.7(a)	Initial Notification: Is initial notification of the source's existence required?	60.7(a)(1) notification within 30 days after begin construction	Y
	Report (document) having initially achieved compliance?	60.7(a)(3) 60.115b(a)(1) & (b)(1) within 15 days after initial fill	Y
	Notification of Compliance Status report:	60.7(a)(3) [cf. 60.115b(a)(1)&(b)(1)] notification within 15 days after startup	Y
	Initial Notification: Is initial notification required if tank becomes affected only as a result of a modification?	60.7(a)(4) notification 60 days or as soon as practicable before the change	Y
60.7(f)	General recordkeeping requirements: Time period for keeping records, unless specified otherwise.	60.7(f) Keep all reports & notifications for 2 years	Y
	General recordkeeping requirements: Keep all reports and notification for the specified period of time.	60.7(f) required	Y
60.14(g)	Achieve compliance for: <u>New Tanks</u> (or tanks that become affected as a result of a change or modification)?	60.14(g) up to 180 days after modifications (otherwise prior to fill)	Y
NESHAPS Title 40 Part 61 Subpart FF	<u>NESHAPS, Benzene Waste Operations (01/07/1993)</u>		
61.340(a)	<u>Applicability: Chemical Manufacturing, Coke by-product recovery, petroleum refineries</u>	Y	

**Table IV – ~~BX~~ Cluster ~~23F-203A~~
Source-specific Applicable Requirements
S642 – Tank A-642**

Applicable Requirement	Regulation Title or Description of Requirement	Federally Enforceable (Y/N)	Future Effective Date
61.350	Delay of repair	Y	
61.350(a)	Delay of Repair: Allowed if technically impossible without complete or partial facility or unit shutdown.	Y	
61.350(b)	Delay of Repair: Repair shall occur before the end of the next facility or unit shutdown	Y	
61.351	Alternative standards for tanks	Y	
61.351(a)	As an alternative to 61.343, an owner or operator may elect to comply with one of the following:	Y	
61.351(a)(1)	Fixed roof and internal floating roof meeting 60.112b(a)(1)	Y	
61.351(a)(2)	An external floating roof meeting 60.112b(a)(2)	Y	
61.356	Recordkeeping Requirements	Y	
61.356(a)	Recordkeeping and retention requirements	Y	
61.356(b)	Waste stream records	Y	
61.356(b)(1)	Uncontrolled Waste Stream Records	Y	
61.356(b)(4)	Treat to 6 Waste Stream Records	Y	
61.356(e)	Offsite Waste Transfer Records	Y	
61.357(d)	Reporting Requirements: Facilities with 10 Mg/yr or more total benzene in waste	Y	
BAAQMD Condition # 5944	Permit Conditions		
Part 1	Design specifications (basis: Reg. 8-5, cumulative increase)	Y	
Part 2	Requirement to notify the District regarding tank seals (basis: Reg. 8-5, cumulative increase)	Y	
BAAQMD Condition # 19528			
Part 1	Throughput limit (basis: Regulation 2-1-234.3, Regulation 2-1-403 Regulation 2-6-503)	Y	

**Table IV – ~~BY~~ Cluster ~~23F-203A~~
Source-specific Applicable Requirements
S1521 – Tank A-904**

Applicable Requirement	Regulation Title or Description of Requirement	Federally Enforceable (Y/N)	Future Effective Date
------------------------	--	-----------------------------	-----------------------

**Table IV – BY Cluster 23F-203A
Source-specific Applicable Requirements
S1521 – Tank A-904**

Applicable Requirement	Regulation Title or Description of Requirement	Federally Enforceable (Y/N)	Future Effective Date
BAAQMD Regulation 8 Rule 5	Organic Compounds - STORAGE OF ORGANIC LIQUIDS REQUIREMENTS (10/18/2006) <u>Requirements for External Floating Roof Tanks</u>		
<u>8-5-100</u>	<u>General</u>	<u>Y</u>	
<u>8-5-101</u>	<u>Description</u>	<u>Y</u>	
8-5-111	Limited Exemption, Tank Removal From and Return to Service	N	
8-5-111.1	Limited Exemption, Tank Removal From and Return to Service, Notification	Y	
8-5-111.1.1	Limited Exemption, Tank Removal From and Return to Service, Notification - written	Y	
8-5-111.1.2	Limited Exemption, Tank Removal From and Return to Service, Notification - telephone	Y	
8-5-111.2	Limited Exemption, Tank Removal From and Return to Service, Tank in compliance at time of notification	N	
8-5-111.3	Limited Exemption, Tank Removal From and Return to Service, Filling, emptying, refilling floating roof tanks	Y	
8-5-111.5	Limited Exemption, Tank Removal From and Return to Service, Minimize emissions and, if required, degas per 8-5-328	N	
8-5-111.6	Limited Exemption, Tank Removal From and Return to Service, Self report if out of compliance during exemption period	N	
8-5-112	Limited Exemption, Preventative Maintenance and Inspection of Tanks in Operation	N	
8-5-112.1	Limited Exemption, Preventative Maintenance and Inspection of Tanks in Operation, Notification	Y	
8-5-112.1.1	Limited Exemption, Preventative Maintenance and Inspection of Tanks in Operation, Notification - written	Y	
8-5-112.1.2	Limited Exemption, Preventative Maintenance and Inspection of Tanks in Operation, Notification - telephone	Y	
8-5-112.2	Limited Exemption, Preventative Maintenance and Inspection of Tanks in Operation, Tank in at time of notification	N	
8-5-112.3	Limited Exemption, Preventative Maintenance and Inspection of Tanks in Operation, No product movement, Minimize emissions	Y	
8-5-112.4	Limited Exemption, Preventative Maintenance and Inspection of Tanks in Operation, Not to exceed 7 days	N	
8-5-112.5	Limited Exemption, Preventative Maintenance and Inspection of Tanks in Operation, Self report if out of compliance during exemption period	N	
8-5-112.6	Limited Exemption, Preventative Maintenance and Inspection of Tanks in Operation, Keep records for each exemption	N	

**Table IV – BY Cluster 23F-203A
Source-specific Applicable Requirements
S1521 – Tank A-904**

Applicable Requirement	Regulation Title or Description of Requirement	Federally Enforceable (Y/N)	Future Effective Date
8-5-112.6.1	Limited Exemption, Preventative Maintenance and Inspection of Tanks in Operation; Keep records for each exemption	N	
8-5-112.6.2	Limited Exemption, Preventative Maintenance and Inspection of Tanks in Operation; Keep records for each exemption	N	
8-5-112.6.3	Limited Exemption, Preventative Maintenance and Inspection of Tanks in Operation; Keep records for each exemption	N	
8-5-119	Limited Exemption, Repair Period for Enhanced Monitoring Program (optional)	N	
8-5-119.1	Limited Exemption, Repair Period - Optional	N	
8-5-119.2	Limited Exemption, Repair Period - Optional	N	
8-5-119.3	Limited Exemption, Repair Period - Optional	N	
8-5-301	Storage Tank Control Requirements	N	
8-5-304	Requirements for External Floating Roof Tanks	N	
8-5-304.1	Requirements for External Floating Roofs; Tank fittings	Y	
8-5-304.2	Requirements for External Floating Roofs; Primary seal (8-5-321)	Y	
8-5-304.3	Requirements for External Floating Roofs; Secondary seal (8-5-322)	Y	
8-5-304.4	Requirements for External Floating Roofs; Floating roof	N	
8-5-304.5	Requirements for External Floating Roofs; Tank shell	N	
8-5-304.6	Requirements for External Floating Roofs; Pontoons – no leaks	N	
8-5-304.6.1	Requirements for External Floating Roofs; Pontoons – make gas tight if leaking	N	
8-5-304.6.2	Requirements for External Floating Roofs; Pontoons-repair all leaks at next removal from service	N	
8-5-320	Floating Roof Tank Fitting Requirements	N	
8-5-320.2	Floating Roof Tank Fitting Requirements; Projection below liquid surface	N	
8-5-320.3	Floating Roof Tank Fitting Requirements; Gasketed covers, seals, lids	N	
8-5-320.3.1	Floating Roof Tank Fitting Requirements; Gasketed covers, seals, lids - Gap requirements	Y	
8-5-320.5	Floating Roof Tank Fitting Requirements; Slotted sampling or gauging wells	N	
8-5-320.5.1	Floating Roof Tank Fitting Requirements; Slotted sampling or gauging wells -projection below liquid surface	Y	
8-5-320.5.2	Floating Roof Tank Fitting Requirements; Slotted sampling or gauging wells -cover, gasket, pole sleeve, pole wiper for EFR wells	N	
8-5-320.5.3	Floating Roof Tank Fitting Requirements; Slotted sampling or gauging wells-total secondary seal gap must include well gap	Y	
8-5-321	Primary Seal Requirements	N	

**Table IV – BY Cluster 23F-203A
Source-specific Applicable Requirements
S1521 – Tank A-904**

Applicable Requirement	Regulation Title or Description of Requirement	Federally Enforceable (Y/N)	Future Effective Date
8-5-321.1	Primary Seal Requirements: No holes, tears, other openings	Y	
8-5-321.2	Primary Seal Requirements: The seal shall be metallic shoe or liquid mounted except as provided in 8-5-305.1.3	Y	
8-5-321.3	Primary Seal Requirements: Metallic-shoe-type seal requirements	N	
8-5-321.3.1	Primary Seal Requirements: Metallic-shoe-type seal requirements-- geometry of shoe	Y	
8-5-321.3.2	Primary Seal Requirements: Metallic-shoe-type seal requirements-- welded tanks	Y	
8-5-322	Secondary Seal Requirements	N	
8-5-322.1	Secondary Seal Requirements: No holes, tears, other openings	Y	
8-5-322.2	Secondary Seal Requirements: Insertion of probes	Y	
8-5-322.5	Secondary Seal Requirements: Gap requirements for welded external floating roof tanks with seals installed after 9/4/1985	Y	
8-5-322.6	Secondary Seal Requirements: Extent of seal	Y	
8-5-328	Tank Degassing Requirements	N	
8-5-328.1	Tank Degassing Requirements: Tanks > 75 cubic meters	N	
8-5-328.2	Tank Degassing Requirements: Ozone Excess Day Prohibition	Y	
8-5-328.3	Tank Degassing Requirements: BAAQMD notification required	N	
8-5-331	Tank Cleaning Requirements	N	
8-5-331.1	Tank Cleaning Requirements: Cleaning material properties	N	
8-5-331.2	Tank Cleaning Requirements: Steam cleaning prohibition	N	
8-5-331.3	Tank Cleaning Requirements: Steam cleaning exceptions	N	
8-5-401	Inspection Requirements for External Floating Roof Tanks	N	
8-5-401.1	Inspection Requirements for External Floating Roof Tanks: Primary and Secondary Seal Inspections	N	
8-5-401.2	Inspection Requirements for External Floating Roof Tanks: Tank Fittings Inspections	N	
8-5-404	Inspection, Abatement Efficiency Determination, and Source Test Reports	N	
8-5-411	Enhanced Monitoring Program (optional)	N	
8-5-411.3	Enhanced Monitoring Program (Optional): Performance requirements	N	
8-5-412	Monitoring of Leaking Pontoons	N	
8-5-501	Records	N	
8-5-501.1	Records: Type and amounts of liquid, type of blanket gas, TVP - Retain 24 months	Y	
8-5-501.2	Records: Internal and External Floating Roof Tanks, Seal Replacement Records - Retain 10 years	Y	
8-5-501.3	Records: Retention	N	

**Table IV – BY Cluster 23F-203A
Source-specific Applicable Requirements
S1521 – Tank A-904**

Applicable Requirement	Regulation Title or Description of Requirement	Federally Enforceable (Y/N)	Future Effective Date
8-5-602	Analysis of Samples, True Vapor Pressure	Y	
8-5-604	Determination of Applicability Based on True Vapor Pressure	Y	
8-5-605	Measurement of Leak Concentration and Residual Concentrations	N	
8-5-605.1	Measurement of Leak Concentration and Residual Concentrations; EPA Method 21 Instrument	N	
8-5-605.2	Measurement of Leak Concentration and Residual Concentrations; Test Methods	N	
8-5-606	Analysis of Samples, Tank Cleaning Agents	N	
8-5-606.1	Analysis of Samples, Tank Cleaning Agents; IBP	N	
8-5-606.2	Analysis of Samples, Tank Cleaning Agents; TVP	N	
8-5-606.3	Analysis of Samples, Tank Cleaning Agents; VOC	N	
SIP Regulation 8 Rule 5	Organic Compounds - STORAGE OF ORGANIC LIQUIDS REQUIREMENTS (11/27/0206/05/2003) Requirements for External Floating Roof Tanks		
8-5-111	Limited Exemption, Tank Removal From and Return to Service	Y	
8-5-111.2	Limited Exemption, Tank Removal From and Return to Service, Tank in compliance prior to notification	Y	
8-5-111.5	Limited Exemption, Tank Removal From and Return to Service, Minimize emissions	Y	
8-5-111.6	Limited Exemption, Tank Removal From and Return to Service, Notice of completion not required	Y	
8-5-111.7	Limited Exemption, Tank Removal From and Return to Service, Satisfy requirements of 8-5-328	Y	
8-5-112	Limited Exemption, Tanks in Operation	Y	
8-5-112.2	Limited Exemption, Tanks in Operation, Tank in compliance at time o notification Tank in compliance prior to start of work. Certified per 8-5-404	Y	
8-5-112.4	Limited Exemption, Tanks in Operation, Not to exceed 7 days	Y	
8-5-117	Limited Exemption, Low Vapor Pressure	Y	
8-5-301	Storage Tank Control Requirements	Y	
8-5-304	Requirements for External Floating Roofs	Y	
8-5-304.4	Requirements for External Floating Roofs; Floating roof requirements	Y	
8-5-320	Tank Fitting Requirements	Y	
8-5-320.2	Tank Fitting Requirements – Floating roof tanks, Gasketed covers, seals, lids – Projection below surface except p/v valves and vacuum breaker vents	Y	
8-5-320.3	Tank Fitting Requirements; Gasketed covers, seals, lids	Y	
8-5-320.5	Tank Fitting Requirements; Slotted sampling or gauging wells	Y	

**Table IV – ~~BY Cluster 23F-203A~~
Source-specific Applicable Requirements
S1521 – Tank A-904**

Applicable Requirement	Regulation Title or Description of Requirement	Federally Enforceable (Y/N)	Future Effective Date
8-5-320.5.2	Tank Fitting Requirements: Slotted sampling or gauging wells - cover, gasket, pole sleeve, pole wiper for EFR wells	Y	
8-5-321	Primary Seal Requirements	Y	
8-5-321.3	Primary Seal Requirements; Metallic-shoe-type seal requirements	Y	
8-5-322	Secondary Seal Requirements	Y	
8-5-328	Tank Degassing Requirements	Y	
8-5-328.1	Tank degassing requirements; Tanks > 75 cubic meters	Y	
8-5-328.1.2	Tank degassing requirements; Concentration of <10,000 ppm as methane after degassing	Y	
8-5-401	Inspection Requirements for External Floating Roof	Y	
8-5-401.1	Inspection Requirements for External Floating Roof Tanks; Primary and Secondary Seal Inspections	Y	
8-5-401.2	Inspection Requirements for External Floating Roof Tanks; Tank Fittings Inspections	Y	
8-5-404	Certification	Y	
8-5-405	Information Required	Y	
8-5-405.1	Information required	Y	
8-5-405.2	Information required	Y	
8-5-405.3	Information required	Y	
8-5-501	Records	Y	
8-5-501	Records	Y	
8-5-503	Portable Hydrocarbon Detector	Y	
BAAQMD Regulation 10	Standards of Performance for New Stationary Sources incorporated by reference (02/16/2000)		
10-17	Subpart Kb – Standards of Performance for Storage Vessels for Petroleum Liquids for which Construction, Reconstruction, or Modification Commence After May 18, 1978, and Prior to July 23, 1984	Y	
40 CFR 60 Subpart Kb	NSPS – Standards of Performance for Storage Vessels for Petroleum Liquids for which Construction, Reconstruction, or Modification Commence After May 18, 1978, and Prior to July 23, 1984	-	
60.110b	Applicability and Designation of Affected Facility	Y	
60.110b(a)	Applicability and Designation of Affected Facility; Volatile organic liquid storage vessels > or = to 75 cu m, after 7/23/1984	Y	
60.110b(b)	Applicability and Designation of Affected Facility – Exemption for low vapor pressure; NSPS Kb does not apply to vessels with capacity > 151 cu m and TVP < 3.5 kPa or to vessels with capacity >= 75 cu m and <= 151 cu m and TVP < 15.0 kPa.	Y	
60.112b	Standard for Volatile Organic Compounds (VOC)	Y	

**Table IV – BY Cluster 23F-203A
Source-specific Applicable Requirements
S1521 – Tank A-904**

Applicable Requirement	Regulation Title or Description of Requirement	Federally Enforceable (Y/N)	Future Effective Date
<u>60.112b(a)</u>	<u>Standard for Volatile Organic Compounds (VOC); Requirement for tanks-- > 151 cu m with maximum TVP >=5.2 kPa and <76.6; or >= 75 cu m and < 151 cu m with maximum TVP >= 27.6 kPa and < 76.6 kPa</u>	<u>Y</u>	
<u>60.112b(a)(2)</u>	<u>Standard for Volatile Organic Compounds (VOC); External floating roof option</u>	<u>Y</u>	
<u>60.112b(a)(2)(i)</u>	<u>Standard for Volatile Organic Compounds (VOC); External floating roof seal requirements</u>	<u>Y</u>	
<u>60.112b(a)(2)(i)(A)</u>	<u>Standard for Volatile Organic Compounds (VOC); External floating roof primary seal requirements</u>	<u>Y</u>	
<u>60.112b(a)(2)(i)(B)</u>	<u>Standard for Volatile Organic Compounds (VOC); External floating roof secondary seal requirements</u>	<u>Y</u>	
<u>60.112b(a)(2)(i)</u>	<u>Standard for Volatile Organic Compounds (VOC); External floating roof openings requirements</u>	<u>Y</u>	
<u>60.112b(a)(2)(i)</u>	<u>Standard for Volatile Organic Compounds (VOC); External floating roof floating requirements</u>	<u>Y</u>	
<u>60.112b(a)(3)</u>	<u>Standard for Volatile Organic Compounds (VOC); Closed vent system and control device</u>	<u>Y</u>	
<u>60.113b</u>	<u>Testing and Procedures</u>	<u>Y</u>	
<u>60.113b(b)</u>	<u>Testing and Procedures; External floating roof</u>	<u>Y</u>	
<u>60.113b(b)(1)</u>	<u>Testing and Procedures; External floating roof seal gap measurement frequency</u>	<u>Y</u>	
<u>60.113b(b)(1)(i)</u>	<u>Testing and Procedures; External floating roof primary seal gaps measurement frequency</u>	<u>Y</u>	
<u>60.113b(b)(1)(i)</u>	<u>Testing and Procedures; External floating roof secondary seal gaps measurement frequency</u>	<u>Y</u>	
<u>60.113b(b)(1)(i)</u>	<u>Testing and Procedures; External floating roof reintroduction of VOL</u>	<u>Y</u>	
<u>60.113b(b)(2)</u>	<u>Testing and Procedures; External floating roof seal gap measurement procedures</u>	<u>Y</u>	
<u>60.113b(b)(2)(i)</u>	<u>Testing and Procedures; External floating roof measure seal gaps when roof is floating</u>	<u>Y</u>	
<u>60.113b(b)(2)(i)</u>	<u>Testing and Procedures; External floating roof measure seal gaps around entire circumference</u>	<u>Y</u>	
<u>60.113b(b)(2)(i)</u>	<u>Testing and Procedures; External floating roof seal method to determine surface area of seal gaps</u>	<u>Y</u>	
<u>60.113b(b)(3)</u>	<u>Testing and Procedures; External floating roof method to calculate total surface area ratio</u>	<u>Y</u>	
<u>60.113b(b)(4)</u>	<u>Testing and Procedures; External floating roof seal gap repair requirements</u>	<u>Y</u>	
<u>60.113b(b)(4)(i)</u>	<u>Testing and Procedures; External floating roof primary seal gap limitations</u>	<u>Y</u>	

**Table IV – BY Cluster 23F-203A
Source-specific Applicable Requirements
S1521 – Tank A-904**

Applicable Requirement	Regulation Title or Description of Requirement	Federally Enforceable (Y/N)	Future Effective Date
60.113b(b)(4)(i)(A)	Testing and Procedures; External floating roof mechanical shoe primary seal requirements	Y	
60.113b(b)(4)(i)(B)	Testing and Procedures; External floating roof primary seals no holes, tears, openings	Y	
60.113b(b)(4)(i)(i)	Testing and Procedures; External floating roof secondary seal	Y	
60.113b(b)(4)(i)(i)(A)	Testing and Procedures; External floating roof secondary seal installation	Y	
60.113b(b)(4)(i)(i)(B)	Testing and Procedures; External floating roof secondary seal gap	Y	
60.113b(b)(4)(i)(i)(C)	Testing and Procedures; External floating roof secondary seals no holes, tears, openings	Y	
60.113b(b)(4)(i)(ii)	Testing and Procedures; External floating roof 30-day extension request for seal gap repairs	Y	
60.113b(b)(5)	Testing and Procedures; External floating roof seal gap inspections 30 day notification	Y	
60.113b(b)(6)	Testing and Procedures; External floating roof visual inspection when emptied and degassed	Y	
60.113b(b)(6)(i)(j)	Testing and Procedures; External floating roof--roof or seal defect repairs	Y	
60.113b(b)(6)(i)(i)	Testing and Procedures; External floating roof notification prior to filling	Y	
60.115b	Recordkeeping and Reporting Requirements	Y	
60.115b(b)	Reporting and Recordkeeping Requirements; 60.112b(a) external floating	Y	
60.115b(b)(1)	Reporting and Recordkeeping Requirements; 60.112b(a) external floating roof control equipment description and certification	Y	
60.115b(b)(2)	Reporting and Recordkeeping Requirements; 60.112b(a) external floating	Y	
60.115b(b)(2)(i)(j)	Reporting and Recordkeeping Requirements; 60.112b(a) external floating roof seal gap measurement report--date of measurement	Y	
60.115b(b)(2)(i)(i)	Reporting and Recordkeeping Requirements; 60.112b(a) external floating roof seal gap measurement report--raw data	Y	
60.115b(b)(2)(i)(ii)	Reporting and Recordkeeping Requirements; 60.112b(a) external floating roof seal gap measurement report--calculations	Y	
60.115b(b)(3)	Reporting and Recordkeeping Requirements; 60.112b(a) external floating roof seal gap measurement records	Y	
60.115b(b)(3)(i)(j)	Reporting and Recordkeeping Requirements; 60.112b(a) external floating roof seal gap measurement records--date of measurement	Y	
60.115b(b)(3)(i)(i)	Reporting and Recordkeeping Requirements; 60.112b(a) external floating roof seal gap measurement records--raw data	Y	

**Table IV – BY Cluster 23F-203A
Source-specific Applicable Requirements
S1521 – Tank A-904**

Applicable Requirement	Regulation Title or Description of Requirement	Federally Enforceable (Y/N)	Future Effective Date
60.115b(b)(3)(i) ii)	Reporting and Recordkeeping Requirements; 60.112b(a) external floating roof seal gap measurement records--calculations	Y	
60.115b(b)(4)	Reporting and Recordkeeping Requirements; 60.112b(a) external floating roof seal gap exceedance report	Y	
60.116b	Monitoring of Operations	Y	
60.116b(a)	Monitoring of Operations; Record retention	Y	
60.116b(b)	Monitoring of Operations; Permanent record requirements	Y	
60.116b(c)	Monitoring of Operations; VOL storage record requirements	Y	
60.116b(d)	Monitoring of Operations; Notify within 30 days when the maximum TVP is exceeded	Y	
60.116b(e)	Monitoring of Operations; Maximum true vapor pressure (TVP)	Y	
60.116b(e)(1)	Monitoring of Operations; TVP Determination Criteria	Y	
60.116b(e)(2)	Monitoring of Operations; TVP Determination Criteria, Crude Oil	Y	
60.116b(e)(2)(i) j)	Monitoring of Operations; Determine TVP-crude oil or refined petroleum products by API method	Y	
60.116b(e)(2)(i) i)	Monitoring of Operations; Determine TVP-crude oil or refined petroleum products other than API method	Y	
60.116b(e)(3)	Monitoring of Operations; Determine TVP	Y	
60.116b(e)(3)(i) j)	Monitoring of Operations; Determine TVP-other liquids-standard reference texts	Y	
60.116b(e)(3)(i) i)	Monitoring of Operations; Determine TVP-other liquids-ASTM method	Y	
60.116b(e)(3)(i) ii)	Monitoring of Operations; Determine TVP-other liquids-other approved measurement method	Y	
60.116b(e)(3)(i) v)	Monitoring of Operations; Determine TVP-other liquids-other approved calculation method	Y	
40 CFR 63 Subpart CC	NESHAPS for <u>Source Categories - Petroleum Refineries</u> <u>REQUIREMENTS FOR EXTERNAL FLOATING ROOF</u> <u>TANKS ALSO SUBJECT TO NSPS Kb</u>		
63.640	Applicability	Y	
63.640(c)(2)	Applicability and designation of affected source: storage vessels	Y	
63.640(n)	Applicability and designation of affected source: overlap with other regulations for storage vessels	Y	
63.640(n)(1)	Applicability and designation of affected source: overlap with other regulations for storage vessels; Comply with 60 Subpart Kb	Y	
63.640(n)(8)	Applicability and designation of affected source: overlap with other regulations for storage vessels; Exceptions to NSPS Kb	Y	
63.640(n)(8)(i)	Applicability and designation of affected source: overlap with other regulations for storage vessels; Exceptions to NSPS Kb – exempt from 60.112b(a)(2)(i)(B) during EFR seal gap measurement	Y	

**Table IV – ~~BY Cluster 23F-203A~~
Source-specific Applicable Requirements
S1521 – Tank A-904**

Applicable Requirement	Regulation Title or Description of Requirement	Federally Enforceable (Y/N)	Future Effective Date
63.640(n)(8)(ii)	Applicability and designation of affected source: overlap with other regulations for storage vessels; Exceptions to NSPS Kb – unsafe to inspect	Y	
63.640(n)(8)(iii)	Applicability and designation of affected source: overlap with other regulations for storage vessels; Exceptions to NSPS Kb – repair period and extensions	Y	
63.640(n)(8)(iv)	Applicability and designation of affected source: overlap with other regulations for storage vessels; Exceptions to NSPS Kb – report on repair extensions	Y	
63.640(n)(8)(v)	Applicability and designation of affected source: overlap with other regulations for storage vessels; Exceptions to NSPS Kb – include NSPS Kb inspection reports in MACT CC periodic reports	Y	
63.640(n)(8)(vi)	Applicability and designation of affected source: overlap with other regulations for storage vessels; Exceptions to NSPS Kb – no report required if no gap exceedances	Y	
<u>63.641</u>	<u>Definitions:</u>	<u>Y</u>	
40 CFR 60 Subpart Kb	NSPS – VOLATILE ORGANIC LIQUID STORAGE VESSELS REQUIREMENTS FOR EXTERNAL FLOATING ROOF TANKS		
60.110b(a)	Applicability and designation of affected facility; applicable storage vessels	Y	
60.112b(a)(2)	Standard for VOC; external floating roof tank	Y	
60.112b(a)(2)(i)	Standard for VOC; external floating roof tank, install primary and secondary seals	Y	
60.112b(a)(2)(i)(A)	Standard for VOC; external floating roof tank, install primary and secondary seals, primary seal requirements	Y	
60.112b(a)(2)(i)(B)	Standard for VOC; external floating roof tank, install primary and secondary seals, secondary seal requirements	Y	
60.112b(a)(2)(ii)	Standard for VOC; external floating roof tank, roof fitting requirements	Y	
60.112b(a)(2)(iii)	Standard for VOC; external floating roof tank, floating roof operation	Y	
60.113b(b)	Testing and procedures; external floating roof tank	Y	
60.113b(b)(1)	Testing and procedures; external floating roof tank, seal gap measurement frequency	Y	
60.113b(b)(1)(i)	Testing and procedures; external floating roof tank, seal gap measurement frequency, primary seal requirements—initial and every 5 years	Y	

**Table IV – ~~BY Cluster 23F-203A~~
Source-specific Applicable Requirements
S1521 – Tank A-904**

Applicable Requirement	Regulation Title or Description of Requirement	Federally Enforceable (Y/N)	Future Effective Date
60.113b(b)(1)(ii)	Testing and procedures; external floating roof tank, seal gap measurement frequency, secondary seal requirements — initial and annually	Y	
60.113b(b)(1)(iii)	Testing and procedures; external floating roof tank, seal gap measurement frequency, requirements for reintroduction of VOL	Y	
60.113b(b)(2)	Testing and procedures; external floating roof tank, seal gap measurement procedures	Y	
60.113b(b)(2)(i)	Testing and procedures; external floating roof tank, seal gap measurement procedures, roof must be floating	Y	
60.113b(b)(2)(ii)	Testing and procedures; external floating roof tank, seal gap measurement procedures, measure around entire circumference	Y	
60.113b(b)(2)(iii)	Testing and procedures; external floating roof tank, seal gap measurement procedures, collect data to calculate gap surface area	Y	
60.113b(b)(3)	Testing and procedures; external floating roof tank, determine gap surface area for each seal	Y	
60.113b(b)(4)	Testing and procedures; external floating roof tank, tank inspection criteria and repair requirements	Y	
60.113b(b)(4)(i)	Testing and procedures; external floating roof tank, tank inspection criteria — primary seal gaps	Y	
60.113b(b)(4)(i)(A)	Testing and procedures; external floating roof tank, tank inspection criteria — primary seal installation (mechanical shoe)	Y	
60.113b(b)(4)(i)(B)	Testing and procedures; external floating roof tank, tank inspection criteria — primary seal condition	Y	
60.113b(b)(4)(ii)	Testing and procedures; external floating roof tank, tank inspection criteria — secondary seal gaps	Y	
60.113b(b)(4)(ii)(A)	Testing and procedures; external floating roof tank, tank inspection criteria — secondary seal installation	Y	
60.113b(b)(4)(ii)(B)	Testing and procedures; external floating roof tank, tank inspection criteria — secondary seal gaps	Y	
60.113b(b)(4)(ii)(C)	Testing and procedures; external floating roof tank, tank inspection criteria — secondary seal condition	Y	
60.113b(b)(4)(iii)	Testing and procedures; external floating roof tank, tank inspection criteria — repair period and extensions	Y	
60.113b(b)(5)	Testing and procedures; external floating roof tank, 30 day notification required for seal gap measurements	Y	
60.113b(b)(6)	Testing and procedures; external floating roof tank, visual inspection required each time emptied and degassed	Y	
60.113b(b)(6)(i)	Testing and procedures; external floating roof tank, visual inspection required each time emptied and degassed, repair before refilling	Y	

**Table IV – ~~BY Cluster 23F-203A~~
 Source-specific Applicable Requirements
 S1521 – Tank A-904**

Applicable Requirement	Regulation Title or Description of Requirement	Federally Enforceable (Y/N)	Future Effective Date
60.113b(b)(6)(ii)	Testing and procedures; external floating roof tank; visual inspection required each time emptied and degassed; 30 day notification required before filling or refilling tank	Y	
60.115b	Reporting and recordkeeping requirements	Y	
60.115b(b)	Reporting and recordkeeping requirements; external floating roof tank	Y	
60.115b(b)(1)	Reporting and recordkeeping requirements; external floating roof tank, initial report	Y	
60.115b(b)(2)	Reporting and recordkeeping requirements; external floating roof tank, inspection report	Y	
60.115b(b)(3)	Reporting and recordkeeping requirements; external floating roof tank, gap measurement records	Y	
60.115b(b)(4)	Reporting and recordkeeping requirements; external floating roof tank, inspection report if seal gap exceedances	Y	
60.116b(a)	Monitoring of operations; record retention	Y	
60.116b(b)	Monitoring of operations; permanent record requirements	Y	
60.116b(c)	Monitoring of operations; records of material stored, storage period, and TVP	Y	
60.116b(e)	Monitoring of operations; TVP determination procedures	Y	
BAAQMD Condition # 19528			
Part 1	Throughput limit (basis: Regulation 2-1-234.3, Regulation 2-1-403 Regulation 2-6-503)	Y	
BAAQMD Condition # 23715			
Part 1	Throughput Limit	Y	
Part 2	True Vapor Pressure Limit	Y	
Part 3	Recordkeeping Requirements	Y	

**Table IV – ~~CA Cluster 24F-302A~~
 Source-specific Applicable Requirements
 S775 – Tank A-849**

Applicable Requirement	Regulation Title or Description of Requirement	Federally Enforceable (Y/N)	Future Effective Date
BAAQMD Reg 8 Rule 5	Organic Compounds - STORAGE OF ORGANIC LIQUIDS (11/27/02)10/18/2006 <u>Requirements for Internal Floating Roof Tanks</u>		
8-5-100	General	Y	
8-5-101	Description	Y	
8-5-111	Limited Exemption, Tank Removal From and Return to Service	N	
8-5-111.1	Limited Exemption, Tank Removal From and Return to Service; Notice to the APCO	Y	
8-5-111.1.1	Limited Exemption, Tank Removal From and Return to Service; Notice to the APCO; 3 day prior notification	Y	
8-5-111.1.2	Limited Exemption, Tank Removal From and Return to Service; Notice to the APCO; Telephone notification	Y	
8-5-111.2	Limited Exemption, Tank Removal From and Return to Service; Compliance before notification	N	
8-5-111.3	Limited Exemption, Tank Removal From and Return to Service; Floating roof tanks - continuous and quick filling, emptying and refilling	Y	
8-5-111.5	Limited Exemption, Tank Removal From and Return to Service; Minimization of emissions	N	
8-5-111.6	Limited Exemption, Tank Removal From and Return to Service; Written notice of completion not required	N	
8-5-112	Limited Exemption, Preventative Maintenance and Inspection of Tanks in Operation	N	
8-5-112.1	Limited Exemption, Preventative Maintenance and Inspection of Tanks in Operation; Notice to the APCO	Y	
8-5-112.1.1	Limited Exemption, Preventative Maintenance and Inspection of Tanks in Operation; Notice to the APCO; 3 day prior notification	Y	
8-5-112.1.2	Limited Exemption, Preventative Maintenance and Inspection of Tanks in Operation; Notice to the APCO; Telephone notification	Y	
8-5-112.2	Limited Exemption, Preventative Maintenance and Inspection of Tanks in Operation; Compliance and certification before commencement of work	N	
8-5-112.3	Limited Exemption, Preventative Maintenance and Inspection of Tanks in Operation; No product movement; minimization of emissions	Y	
8-5-112.4	Limited Exemption, Preventative Maintenance and Inspection of Tanks in Operation; Exemption does not exceed 7 days	N	
8-5-112.5	Limited Exemption, Preventative Maintenance and Inspection of Tanks in Operation; Self report if out of compliance during exemption period	N	
8-5-112.6	Limited Exemption, Preventative Maintenance and Inspection of Tanks in Operation; Keep records for each exemption	N	
8-5-112.6.1	Limited Exemption, Preventative Maintenance and Inspection of Tanks in Operation; Keep records for each exemption	N	

**Table IV – ~~CA Cluster 24F-302A~~
Source-specific Applicable Requirements
S775 – Tank A-849**

Applicable Requirement	Regulation Title or Description of Requirement	Federally Enforceable (Y/N)	Future Effective Date
8-5-112.6.2	Limited Exemption, Preventative Maintenance and Inspection of Tanks in Operation; Keep records for each exemption	<u>N</u>	
8-5-112.6.3	Limited Exemption, Preventative Maintenance and Inspection of Tanks in Operation; Keep records for each exemption	<u>N</u>	
8-5-112.6.4	Limited Exemption, Preventative Maintenance and Inspection of Tanks in Operation; Keep records for each exemption	<u>N</u>	
8-5-117	Limited Exemption, Low Vapor Pressure	<u>N</u>	
8-5-119	Limited Exemption, Repair Period - Optional	<u>N</u>	
8-5-119.1	Limited Exemption, Repair Period - Optional	<u>N</u>	
8-5-119.2	Limited Exemption, Repair Period - Optional	<u>N</u>	
8-5-119.3	Limited Exemption, Repair Period - Optional	<u>N</u>	
8-5-301	Storage Tank Control Requirements	<u>N</u>	
8-5-305	Requirements for Internal Floating roofs	<u>N</u>	
8-5-305.2	Requirements for Internal Floating roofs: Seals installed after 2/1/1993	<u>Y</u>	
8-5-305.3	Requirements for Internal Floating roofs; Viewports in fixed roof tank; not required if dome roof has translucent panels	<u>Y</u>	
8-5-305.4	Requirements for Internal Floating roofs; Tank fitting requirements	<u>Y</u>	
8-5-305.5	Requirements for Internal Floating roofs; Floating roof requirements	<u>N</u>	
8-5-305.6	Requirements for Internal Floating roofs; Tank shell	<u>N</u>	
8-5-320	Tank Fitting Requirements	<u>N</u>	
8-5-320.2	Floating Roof Tank Fitting Requirements; Projection below liquid surface	<u>N</u>	
8-5-320.3	Floating Roof Tank Fitting Requirements; Gasketed covers, seals, lids	<u>N</u>	
8-5-320.3.1	Floating Roof Tank Fitting Requirements; Gasketed covers, seals, lids - Gap requirements	<u>Y</u>	
8-5-320.3.2	Floating Roof Tank Fitting Requirements; Internal floating roof inaccessible opening requirements	<u>Y</u>	
8-5-320.5	Floating Roof Tank Fitting Requirements; Slotted sampling or gauging wells	<u>N</u>	
8-5-320.5.1	Floating Roof Tank Fitting Requirements; Slotted sampling or gauging wells -projection below liquid surface	<u>Y</u>	
8-5-320.5.2	Floating Roof Tank Fitting Requirements; Slotted sampling or gauging wells -cover, gasket, pole sleeve, pole wiper for EFR wells	<u>N</u>	
8-5-320.5.3	Floating Roof Tank Fitting Requirements; Slotted sampling or gauging wells-total secondary seal gap must include well gap	<u>Y</u>	

**Table IV – ~~CA Cluster 24F-302A~~
Source-specific Applicable Requirements
S775 – Tank A-849**

Applicable Requirement	Regulation Title or Description of Requirement	Federally Enforceable (Y/N)	Future Effective Date
8-5-321	Primary Seal Requirements	<u>N</u>	
8-5-321.1	Primary Seal Requirements; No holes, tears, other openings	<u>Y</u>	
8-5-321.2	Primary Seal Requirements; The seal shall be metallic shoe or liquid mounted except as provided in 8-5-305.1.3	<u>Y</u>	
8-5-321.3	Primary Seal Requirements; Metallic-shoe-type seal requirements	<u>N</u>	
8-5-321.3.1	Primary Seal Requirements; Metallic-shoe-type seal requirements--geometry of shoe	<u>Y</u>	
8-5-321.3.2	Primary Seal Requirements; Metallic-shoe-type seal requirements--welded tanks	<u>Y</u>	
8-5-321.4	Primary Seal Requirements; Resilient-toroid-type seal gap requirements	<u>N</u>	
8-5-322	Secondary Seal Requirements	<u>N</u>	
8-5-322.1	Secondary Seal Requirements; No holes, tears, other openings	<u>Y</u>	
8-5-322.2	Secondary Seal Requirements; Insertion of probes	<u>Y</u>	
8-5-322.5	Secondary Seal Requirements; Gap requirements for welded external floating roof tanks with seals installed after 9/4/1985	<u>Y</u>	
8-5-322.6	Secondary Seal Requirements; Extent of seal	<u>Y</u>	
8-5-328	Tank Degassing Requirements	<u>N</u>	
8-5-328.1	Tank Degassing Requirements; Tanks > 75 cubic meters	<u>N</u>	
8-5-328.2	Tank Degassing Requirements; Ozone Excess Day Prohibition	<u>Y</u>	
8-5-328.3	Tank Degassing Requirements; BAAQMD notification required	<u>N</u>	
8-5-331	Tank Cleaning Requirements	<u>N</u>	
8-5-331.1	Tank Cleaning Requirements; Cleaning material properties	<u>N</u>	
8-5-331.2	Tank Cleaning Requirements; Steam cleaning prohibition	<u>N</u>	
8-5-331.3	Tank Cleaning Requirements; Steam cleaning exceptions	<u>N</u>	
8-5-402	Inspection Requirements for Internal Floating Roof Tanks	<u>N</u>	
8-5-402.1	Inspection Requirements for Internal Floating Roof Tanks; Primary and Secondary Seal Inspections – Seal gaps	<u>Y</u>	
8-5-402.2	Inspection Requirements for Internal Floating Roof Tanks; Visual Inspection of Outer Most Seal	<u>N</u>	
8-5-402.3	Inspection Requirements for Internal Floating Roof Tanks; Tank Fitting Inspection	<u>N</u>	
8-5-404	Inspection, Abatement Efficiency Determination, and Source Test Reports	<u>N</u>	
8-5-411	Enhanced Monitoring Program (Optional)	<u>N</u>	
8-5-411.3	Enhanced Monitoring Program (Optional); Performance requirements	<u>N</u>	
8-5-501	Records	<u>Y</u>	

**Table IV – ~~CA Cluster 24F-302A~~
Source-specific Applicable Requirements
S775 – Tank A-849**

Applicable Requirement	Regulation Title or Description of Requirement	Federally Enforceable (Y/N)	Future Effective Date
8-5-501.1	Records; Type and amounts of liquid, type of blanket gas, TVP - Retain 24 months	Y	
8-5-501.2	Records; Internal and External Floating Roof Tanks, Seal Replacement Records - Retain 10 years	Y	
8-5-501.3	Records; Retention	N	
8-5-602	Analysis of Samples, True Vapor Pressure	Y	
8-5-604	Determination of Applicability Based on True Vapor Pressure	Y	
8-5-605	Measurement of Leak Concentration and Residual Concentrations	N	
8-5-605.1	Measurement of Leak Concentration and Residual Concentrations; EPA Method 21 Instrument	N	
8-5-605.2	Measurement of Leak Concentration and Residual Concentrations; Test Methods	N	
8-5-606	Analysis of Samples, Tank Cleaning Agents	N	
8-5-606.1	Analysis of Samples, Tank Cleaning Agents; IBP	N	
8-5-606.2	Analysis of Samples, Tank Cleaning Agents; TVP	N	
8-5-606.3	Analysis of Samples, Tank Cleaning Agents; VOC	N	
SIP Regulation 8 Rule 5	Organic Compounds - Storage of Organic Liquids (06/05/2003)		
8-5-111	Limited Exemption, Tank Removal From and Return to Service	Y	
8-5-111.1	Limited Exemption, Tank Removal From and Return to Service, Notification	Y	
8-5-111.1.1	Limited Exemption, Tank Removal From and Return to Service, Notification, 3 day prior notification	Y	
8-5-111.1.2	Limited Exemption, Tank Removal From and Return to Service, Notification, Telephone notification	Y	
8-5-111.2	Limited Exemption, Tank Removal From and Return to Service, Tank in compliance prior to notification	Y	
8-5-111.3	Limited Exemption, Tank Removal From and Return to Service, Floating roof tanks	Y	
8-5-111.5	Limited Exemption, Tank Removal From and Return to Service, Minimize emissions	Y	
8-5-111.6	Limited Exemption, Tank Removal From and Return to Service, Notice of completion not required	Y	
8-5-111.7	Limited Exemption, Tank Removal From and Return to Service, Satisfy requirements of 8-5-328	Y	
8-5-112	Limited Exemption, Tanks in Operation	Y	
8-5-112.1	Limited Exemption, Tanks in Operation, Notification	Y	

**Table IV – ~~CA Cluster 24F-302A~~
Source-specific Applicable Requirements
S775 – Tank A-849**

Applicable Requirement	Regulation Title or Description of Requirement	Federally Enforceable (Y/N)	Future Effective Date
8-5-112.1.1	Limited Exemption, Tanks in Operation, Notification, 3-day prior notification	Y	
8-5-112.1.2	Limited Exemption, Tanks in Operation, Notification, Telephone notification	Y	
8-5-112.2	Limited Exemption, Tanks in Operation, Tank in compliance prior to start of work. Certified per 8-5-404	Y	
8-5-112.3	Limited Exemption, Tanks in Operation, No product movement, Minimize emissions	Y	
8-5-112.4	Limited Exemption, Tanks in Operation, Not to exceed 7 days	Y	
<u>8-5-117</u>	<u>Exemption, Low Vapor Pressure</u>	<u>Y</u>	
8-5-301	Storage Tank Control Requirements	Y	
8-5-302	Requirements for Submerged Fill Pipes	Y	
8-5-303	Requirements for Pressure Vacuum Valve	Y	
8-5-305	Requirements for Internal Floating Roofs	Y	
<u>8-5-305.5</u>	<u>Requirements for Internal Floating Roofs; Floating roof requirements</u>	<u>Y</u>	
8-5-320	Tank Fitting Requirements	Y	
<u>8-5-320.2</u>	<u>Tank Fitting Requirements – Floating roof tanks, Gasketed covers, seals, lids – Projection below surface except p/v valves and vacuum breaker vents</u>	<u>Y</u>	
<u>8-5-320.3</u>	<u>Tank Fitting Requirements; Gasketed covers, seals, lids</u>	<u>Y</u>	
<u>8-5-320.5</u>	<u>Tank Fitting Requirements; Slotted sampling or gauging wells</u>	<u>Y</u>	
<u>8-5-320.5.2</u>	<u>Tank Fitting Requirements; Slotted sampling or gauging wells - cover, gasket, pole sleeve, pole wiper for EFR wells</u>	<u>Y</u>	
8-5-321	Primary Seal Requirements	Y	
<u>8-5-321.4</u>	<u>Primary Seal Requirements; Resilient-toroid-type seal gap requirements</u>	<u>Y</u>	
8-5-322	Secondary Seal Requirements	Y	
8-5-328	Tank Degassing Requirements	Y	
<u>8-5-328.1</u>	<u>Tank degassing requirements; Tanks > 75 cubic meters</u>	<u>Y</u>	
<u>8-5-328.1.2</u>	<u>Tank degassing requirements; Concentration of <10,000 ppm as methane after degassing</u>	<u>Y</u>	
8-5-402	Inspection Requirements for Internal Floating Roof	Y	
<u>8-5-402.2</u>	<u>Inspection Requirements for Internal Floating Roof Tanks; Visual Inspection of Outer Most Seal</u>	<u>Y</u>	
<u>8-5-402.3</u>	<u>Inspection Requirements for Internal Floating Roof Tanks; Tank Fitting Inspection</u>	<u>Y</u>	
8-5-403	Inspection Requirements for Pressure Vacuum Valves	Y	
8-5-404	Certification	Y	
8-5-405	Information Required	Y	

**Table IV – ~~CA Cluster 24F-302A~~
Source-specific Applicable Requirements
S775 – Tank A-849**

Applicable Requirement	Regulation Title or Description of Requirement	Federally Enforceable (Y/N)	Future Effective Date
8-5-405.1	Information required	Y	
8-5-405.2	Information required	Y	
8-5-405.3	Information required	Y	
8-5-501	Records	Y	
8-5-502	Tank Degassing Annual Source Test Requirement	Y	
8-5-503	Portable Hydrocarbon Detector	Y	
BAAQMD Regulation 10	Standards of Performance for New Stationary Sources incorporated by reference (02/16/2000)		
10-17	Subpart Kb – Standards of Performance for Storage Vessels for Petroleum Liquids for which Construction, Reconstruction, or Modification Commence After May 18, 1978, and Prior to July 23, 1984	Y	
40 CFR 60 Subpart Kb	NSPS – Standards of Performance for Storage Vessels for Petroleum Liquids for which Construction, Reconstruction, or Modification Commence After May 18, 1978, and Prior to July 23, 1984	-	
60.110b	Applicability and Designation of Affected Facility	Y	
60.110b(a)	Applicability and Designation of Affected Facility; Volatile organic liquid storage vessels > or = to 75 cu m, after 7/23/1984	Y	
60.110b(b)	Applicability and Designation of Affected Facility – Exemption for low vapor pressure; NSPS Kb does not apply to vessels with capacity > 151 cu m and TVP < 3.5 kPa or to vessels with capacity >= 75 cu m and <= 151 cu m and TVP < 15.0 kPa.	Y	
60.112b	Standard for Volatile Organic Compounds (VOC)	Y	
60.112b(a)	Standard for Volatile Organic Compounds (VOC); Requirement for tanks-- > 151 cu m with maximum TVP >=5.2 kPa and <76.6; or >= 75 cu m and < 151 cu m with maximum TVP >= 27.6 kPa and < 76.6 kPa	Y	
60.112b(a)(1)	Standard for Volatile Organic Compounds (VOC); Fixed roof with internal floating roof option	Y	
60.112b(a)(1)(i)	Standard for Volatile Organic Compounds (VOC); Internal floating roof requirements	Y	
60.112b(a)(1)(ii)	Standard for Volatile Organic Compounds (VOC); Internal floating roof seal requirements	Y	
60.112b(a)(1)(ii)(B)	Standard for Volatile Organic Compounds (VOC); Internal floating roof double seal option	Y	
60.112b(a)(1)(iii)	Standard for Volatile Organic Compounds (VOC); Internal floating roof openings-projections below roof surface	Y	

**Table IV – ~~CA Cluster 24F-302A~~
Source-specific Applicable Requirements
S775 – Tank A-849**

Applicable Requirement	Regulation Title or Description of Requirement	Federally Enforceable (Y/N)	Future Effective Date
60.112b(a)(1)(iv)	Standard for Volatile Organic Compounds (VOC); Internal floating roof openings covers	Y	
60.112b(a)(1)(v)	Standard for Volatile Organic Compounds (VOC); Internal floating roof automatic bleeder vents	Y	
60.112b(a)(1)(vi)	Standard for Volatile Organic Compounds (VOC); Internal floating roof rim space vents	Y	
60.112b(a)(1)(vii)	Standard for Volatile Organic Compounds (VOC); Internal floating roof sampling penetrations	Y	
60.112b(a)(1)(viii)	Standard for Volatile Organic Compounds (VOC); Internal floating roof support column penetrations	Y	
60.112b(a)(1)(ix)	Standard for Volatile Organic Compounds (VOC); Internal floating roof ladder penetrations	Y	
60.113b	Testing and Procedures	Y	
60.113b(a)	Testing and Procedures; Internal floating roof	Y	
60.113b(a)(1)	Testing and Procedures; Internal floating roof visual inspection before	Y	
60.113b(a)(2)	Testing and Procedures; Internal floating roof tanks with liquid mounted or mechanical shoe primary seal, annual inspection	Y	
60.113b(a)(3)(ii)	Testing and Procedures; Internal floating roof with double seal system, annual inspection	Y	
60.113b(a)(4)	Testing and Procedures; Internal floating roof inspections after emptied and degassed – at least every 10 years	Y	
60.113b(a)(5)	Testing and Procedures; Internal floating roof, 30 day notification for filling after inspection	Y	
60.115b	Recordkeeping and Reporting Requirements	Y	
60.115b(a)	Reporting and Recordkeeping Requirements; 60.112b(a) internal floating	Y	
60.115b(a)(1)	Reporting and Recordkeeping Requirements; 60.112b(a) internal floating roof control equipment description and certification	Y	
60.115b(a)(2)	Reporting and Recordkeeping Requirements; 60.112b(a) internal floating roof inspection records	Y	
60.115b(a)(3)	Reporting and Recordkeeping Requirements; 60.112b(a) internal floating roof annual inspection defects report	Y	
60.115b(a)(4)	Reporting and Recordkeeping Requirements; 60.112b(a) internal floating roof double seal system inspection defects report	Y	
60.116b	Monitoring of Operations	Y	
60.116b(a)	Monitoring of Operations; Record retention	Y	
60.116b(b)	Monitoring of Operations; Permanent record requirements	Y	
60.116b(c)	Monitoring of Operations; VOL storage record requirements	Y	

Table IV – CA Cluster 24F-302A
Source-specific Applicable Requirements
S775 – Tank A-849

Applicable Requirement	Regulation Title or Description of Requirement	Federally Enforceable (Y/N)	Future Effective Date
60.116b(d)	Monitoring of Operations; Notify within 30 days when the maximum TVP is exceeded	<u>Y</u>	
60.116b(e)	Monitoring of Operations; Maximum true vapor pressure (TVP)	<u>Y</u>	
60.116b(e)(1)	Monitoring of Operations; TVP Determination Criteria	<u>Y</u>	
60.116b(e)(2)	Monitoring of Operations; TVP Determination Criteria, Crude Oil	<u>Y</u>	
60.116b(e)(2)(i)	Monitoring of Operations; Determine TVP-crude oil or refined petroleum products by API method	<u>Y</u>	
60.116b(e)(2)(ii)	Monitoring of Operations; Determine TVP-crude oil or refined petroleum products other than API method	<u>Y</u>	
60.116b(e)(3)	Monitoring of Operations; Determine TVP	<u>Y</u>	
60.116b(e)(3)(i)	Monitoring of Operations; Determine TVP-other liquids-standard reference texts	<u>Y</u>	
60.116b(e)(3)(ii)	Monitoring of Operations; Determine TVP-other liquids-ASTM method	<u>Y</u>	
60.116b(e)(3)(iii)	Monitoring of Operations; Determine TVP-other liquids-other approved measurement method	<u>Y</u>	
60.116b(e)(3)(iv)	Monitoring of Operations; Determine TVP-other liquids-other approved calculation method	<u>Y</u>	
<i>Refinery</i> MACT40 CFR 63 Subpart CC	NESHAPS FOR SOURCE CATEGORIES - PETROLEUM REFINERIES (MACT) (06/03/2003) REQUIREMENTS FOR INTERNAL FLOATING ROOF TANKS ALSO SUBJECT TO NSPS Kb	<u>Y</u>	
63.640	Applicability	<u>Y</u>	
63.640(c)(2)	Applicability and Designation of Storage Vessels	<u>Y</u>	
63.640(n)	Applicability and Designation of Affected Source Overlap for Storage Vessels	<u>Y</u>	
63.640(n)(1)	Applicability and Designation of Affected Source Overlap for Storage Vessels--Existing Group 1 or Group 2 also subject to Kb only subject to Kb and 63.640(n)(8).	<u>Y</u>	
63.640(n)(8)	Applicability and Designation of Affected Source Overlap for Storage Vessels--Additional requirements for Kb storage vessels	<u>Y</u>	
63.640(n)(8)(i)	Applicability and Designation of Affected Source Overlap for Storage Vessels--Additional requirements for Kb storage vessels - Secondary Seal Exemption	<u>Y</u>	
63.640(n)(8)(i)	Applicability and Designation of Affected Source Overlap for Storage Vessels--Additional requirements for Kb storage vessels - Unsafe to perform gap measurement or inspection	<u>Y</u>	

**Table IV – ~~CA Cluster 24F-302A~~
Source-specific Applicable Requirements
S775 – Tank A-849**

Applicable Requirement	Regulation Title or Description of Requirement	Federally Enforceable (Y/N)	Future Effective Date
63.640(n)(8)(i) ii)	Applicability and Designation of Affected Source Overlap for Storage Vessels--Additional requirements for Kb storage vessels - Repair failure within 45 days or use extension	Y	
63.640(n)(8)(i) v)	Applicability and Designation of Affected Source Overlap for Storage Vessels--Additional requirements for Kb storage vessels - Report extension utilized	Y	
63.640(n)(8)(i) v)	Applicability and Designation of Affected Source Overlap for Storage Vessels--Additional requirements for Kb storage vessels - Submit Kb inspection records as part of CC Report	Y	
63.640(n)(8)(i) vi)	Applicability and Designation of Affected Source Overlap for Storage Vessels--Additional requirements for Kb storage vessels - Rim seal inspection report	Y	
63.641	Definitions:	Y	
63.640(n)	Which rule governs for storage vessels subject to both Refinery MACT and NSPS subpart Kb?	63.640(n)(1) NSPS subpart Kb Y	
	Does Refinery MACT provide for EFR secondary seals to be pulled back or temporarily removed during NSPS Kb inspections of the primary seal?	63.640(n)(8)(i) YES Y	
	Does Refinery MACT provide for delay of NSPS Kb seal gap measurements due to unsafe conditions?	63.640(n)(8)(ii) YES— up to 30 days, or empty the tank within 45 days Y	
	Does Refinery MACT provide for extensions of time to perform NSPS Kb inspections of unsafe tanks?	63.640(n)(8)(iii) YES— up to 2 extensions of 30 days each Y	
	Does Refinery MACT provide for extensions of time to repair defects found during NSPS Kb inspections?	63.640(n)(8)(iii) YES— up to 2 extensions of 30 days each Y	
	Does Refinery MACT provide for waiving the NSPS Kb prior-request requirement for extensions of time?	63.640(n)(8)(iii) YES Y	
	Does Refinery MACT provide for submitting NSPS Kb documentation of the need for an extension with the next semi-annual periodic report?	63.640(n)(8)(iv) YES Y	

Table IV – CA Cluster 24F-302A
Source-specific Applicable Requirements
S775 – Tank A-849

Applicable Requirement	Regulation Title or Description of Requirement	Federally Enforceable (Y/N)	Future Effective Date
	Does Refinery MACT provide for submitting reports of NSPS Kb inspection failures on the semi-annual periodic report schedule?	63.640(n)(8)(v) YES	Y
	Does Refinery MACT provide for not reporting the results of NSPS Kb inspections when there was no out of compliance (i.e., recordkeeping only)?	63.640(n)(8)(vi) YES	Y
NSPS Subpart Kb	Volatile Organic Liquid Storage Vessels REQUIREMENTS FOR INTERNAL FLOATING ROOF TANKS	Y	
60.112b(a)(1)	IFRT operating requirements: When landing the floating roof on its support legs, is the tank to be emptied & either refilled or degassed AS SOON AS POSSIBLE?	60.112b(a)(1)(i) YES	Y
	Temporary exemption from operating requirements while the internal floating roof is landed on its support legs? *	60.112b(a)(1)(i) EXEMPT	Y
	IFR Rim Seals: vapor-mounted primary seal: liquid-mounted primary seal: mechanical shoe primary seal:	60.112b(a)(1)(ii) OK with rim-mounted secondary OK alone OK alone	Y
	Must IFR vapor-mounted rim seals be continuous?	60.112b(a)(1)(ii)(B) REQUIRED	Y
	IFR deck openings other than for vents to project into liquid?	60.112b(a)(1)(iii) REQUIRED	Y
	Deck openings (wells) other than for vents, drains, or legs to have covers that are kept closed except for access?	60.112b(a)(1)(iv) REQUIRED	Y
	IFR access hatch & gauge float well covers to be bolted closed?	60.112b(a)(1)(iv) REQUIRED	Y
	IFR well covers to be gasketed?	60.112b(a)(1)(iv) & (ix) REQUIRED	Y
	IFRT unslotted guidepoles to have a gasketed cap at the top of the pole?	60.112b(a)(1)(iv) Required per FR notices 65 FR 2336 (01/14/00) 65 FR 19891(04/13/00)	Y

Table IV – CA Cluster 24F-302A
Source-specific Applicable Requirements
S775 – Tank A-849

Applicable Requirement	Regulation Title or Description of Requirement	Federally Enforceable (Y/N)	Future Effective Date
	IFRT slotted guidepoles to have a deck cover gasket and pole wiper, and either an internal float or a pole sleeve?	60.112b(a)(1)(iv) Required per FR notices 65 FR 2336 (01/14/00) 65 FR 19891(04/13/00)	Y
	IFR auto. bleeder vent (vacuum breaker) to be closed except when the deck is landed?	60.112b(a)(1)(v) REQUIRED	Y
	IFR vents to be gasketed?	60.112b(a)(1)(v) & (vi) REQUIRED	Y
	IFR rim space vents to remain closed except when the pressure setting is exceeded?	60.112b(a)(1)(vi) REQUIRED	Y
	IFR sample penetration to be a sample well with a slit fabric seal over 90% of the opening?	60.112b(a)(1)(vii) REQUIRED	Y
	IFR guidepole & column wells allowed a flexible fabric sleeve seal or a gasketed cover?	60.112b(a)(1)(viii) OK for columns	Y
60.113b(a)	IFR/CFR Internal Inspections: (up close visual inspection of the floating roof, seals, & fittings):	60.113b(a)(1) & (4) prior to initial fill, then every 10 years, including each emptying/degassing	Y
	Notification of Inspections: Are notifications of inspections to demonstrate initial compliance required; For IFR/CFR internal inspections:	60.113b(a)(1) & (5) Required- notifications&reports per Ongoing Reports	Y
	Shall there be no holes, tears, or openings in the IFR seals?	60.113b(a)(1), (2), & (4) REQUIRED	Y
	Is there to be no liquid on the internal floating roof?	60.113b(a)(2) REQUIRED	Y
	Tank Top Visual Inspections (of IFR/CFR from manways and hatches of the fixed roof):	60.113b(a)(2) annually after initial fill	Y
	IFRT REPAIRS: Time allowed for repair of defects found during in-service inspections:	60.113b(a)(2) make repairs within 45 days	Y
	IFRT REPAIRS: If unable to repair, empty the tank & remove from service?	60.113b(a)(2) YES, within 45 days	Y
	EXTENSIONS OF TIME: If defects cannot be repaired & the IFRT cannot be emptied within 45 days?	60.113b(a)(2) 1 extension of 30 days, if needed*	Y

Table IV – CA Cluster 24F-302A
Source-specific Applicable Requirements
S775 – Tank A-849

Applicable Requirement	Regulation Title or Description of Requirement	Federally Enforceable (Y/N)	Future Effective Date
	Periodic Reports: IFR/CFR report to include prior request for 30-day extension, w/ documentation of need?	60.113b(a)(2) required* Y	
	Periodic Reports: Additional information to be included if an extension is utilized for an IFR/CFR:	60.113b(a)(2) document the reason for the extension* Y	
	OPTION: Does this rule allow an internal inspection every 5 years to replace <u>both</u> inspections noted above, if the IFR/CFR is equipped with a secondary seal?	60.113b(a)(3) & (4) YES Y	
	IFRT REPAIRS: Repair of defects if the tank is empty?	60.113b(a)(4) prior to refilling Y	
	Notification of Inspections: Is 30-day notice required for internal inspections of IFRTs & CFRTs (i.e., prior to filling or refilling); but a 7-day verbal notice acceptable if the event is unplanned?	60.113b(a)(5) REQUIRED Y	
60.115b	Recordkeeping for inspections: Keep inspection reports as specified.	60.115b Keep for at least 5 years Y	
60.115b(a)(2)-(5)	Records of IFR & CFR inspection reports:	60.115b(a)(2) all IFR inspections Y	
	Periodic Reports: Report of IFR/CFR inspections that find out-of-compliance?	60.115b(a)(3) & (4) Required within 30 days for in-service inspections* (not required for out-of-service inspections) Y	
	Periodic Reports: Report of IFR/CFR inspection failures to include:	60.115b(a)(3) & (4) date of inspec, identification of tank, description of failure, & date of repair or emptying Y	
60.116b(a)	Applicability records: Time period for keeping records of applicability determination, unless specified otherwise.	60.116b(a) Keep required records for 5 years all required records other than the record required by 60.116b(b) for at least 5 years Y	

**Table IV – CA Cluster 24F-302A
Source-specific Applicable Requirements
S775 – Tank A-849**

Applicable Requirement	Regulation Title or Description of Requirement	Federally Enforceable (Y/N)	Future Effective Date
60.116b(b)	Applicability records: Records of dimensions & capacity required for nonexempt tanks?	60.116b(b) Required Keep record readily accessible for the life of the tank	Y
60.116b(e)	Applicability records: Additional recordkeeping requirements for certain tanks.	60.116b(e) identification & TVP of the stored product, if capacity ≥ 20,000 gallons, and TVP ≥ 2.2, OR capacity ≥ 40,000 gallons, and TVP ≥ 0.51 Keep record as long as the tank is in that service	Y
60.116b(e)	True vapor pressure (TVP) determination for applicability:	60.116b(e) maximum TVP of the stored liquid, based on highest calendar month average storage temperature	Y
NSPS Subpart A	New Source Performance Standards GENERAL PROVISIONS	Y	
60.7(a)	Initial Notification: Is initial notification of the source's existence required?	60.7(a)(1) notification within 30 days after begin construction	Y
	Report (document) having initially achieved compliance?	60.7(a)(3) 60.115b(a)(1) & (b)(1) within 15 days after initial fill	Y
	Notification of Compliance Status report:	60.7(a)(3) [cf. 60.115b(a)(1)&(b)(1)] notification within 15 days after startup	Y
	Initial Notification: Is initial notification required if tank becomes affected only as a result of a modification?	60.7(a)(4) notification 60 days or as soon as practicable before the change	Y
60.7(f)	General recordkeeping requirements: Time period for keeping records, unless specified otherwise.	60.7(f) Keep all reports & notifications for 2 years	Y
	General recordkeeping requirements: Keep all reports and notification for the specified period of time.	60.7(f) required	Y
60.14(g)	Achieve compliance for: <u>New Tanks</u> (or tanks that become affected as a result of a change or modification)?	60.14(g) up to 180 days after modifications (otherwise prior to fill)	Y
BAAQMD Condition # 10525			

**Table IV – ~~CA Cluster 24F-302A~~
Source-specific Applicable Requirements
S775 – Tank A-849**

Applicable Requirement	Regulation Title or Description of Requirement	Federally Enforceable (Y/N)	Future Effective Date
Part 8	Requirement for Pressure Relief Valves to Be Vented to Flare Gas Vapor Recovery System (basis: Regulation 8-28, BACT)	Y	
BAAQMD Condition # 19762	Permit Conditions		
Part A1	Throughput limit (basis: cumulative increase, toxics, offsets)	Y	
Part A2	True vapor pressure limitation (basis: BACT, Regulation 8-5, cumulative increase, toxics, offsets)	Y	
Part A3	Construction design requirements (basis: BACT, Regulation 8-5, cumulative increase, toxics, NSPS, Regulation 10, Subpart Kb, offsets)	Y	
Part A4	Construction design requirements for fittings and roof penetrations (basis: cumulative increase, toxics, offsets)	Y	
Part A5	Requirements for storage of materials other than gasoline (basis: cumulative increase, toxics, offsets)	Y	
Part A6	Record keeping (basis: cumulative increase, toxics, offsets)	Y	
BAAQMD Condition # 19528			
Part 1	Throughput limit (basis: Regulation 2-1-234.3, Regulation 2-1-403 Regulation 2-6-503)	Y	

**Table IV – ~~CB Cluster 24~~
Source-specific Applicable Requirements
S280 – Tank A-280, S311 – Tank A-311**

Applicable Requirement	Regulation Title or Description of Requirement	Federally Enforceable (Y/N)	Future Effective Date
BAAQMD Reg 8 Rule 5	Organic Compounds – STORAGE OF ORGANIC LIQUIDS (11/27/02)		
8-5-111	Limited Exemption, Tank Removal From and Return to Service	Y	
8-5-111.1	Limited Exemption, Tank Removal From and Return to Service, Notification	Y	
8-5-111.1.1	Limited Exemption, Tank Removal From and Return to Service, Notification, 3 day prior notification	Y	
8-5-111.1.2	Limited Exemption, Tank Removal From and Return to Service, Notification, Telephone notification	Y	

Table IV—CB Cluster 24
Source-specific Applicable Requirements
S280—Tank A-280, S311—Tank A-311

Applicable Requirement	Regulation Title or Description of Requirement	Federally Enforceable (Y/N)	Future Effective Date
8-5-111.2	Limited Exemption, Tank Removal From and Return to Service, Tank in compliance prior to notification	Y	
8-5-111.3	Limited Exemption, Tank Removal From and Return to Service, Floating roof tanks	Y	
8-5-111.5	Limited Exemption, Tank Removal From and Return to Service, Minimize emissions	Y	
8-5-111.6	Limited Exemption, Tank Removal From and Return to Service, Notice of completion not required	Y	
8-5-111.7	Limited Exemption, Tank Removal From and Return to Service, Satisfy requirements of 8-5-328	Y	
8-5-112	Limited Exemption, Tanks in Operation	Y	
8-5-112.1	Limited Exemption, Tanks in Operation, Notification	Y	
8-5-112.1.1	Limited Exemption, Tanks in Operation, Notification, 3-day prior notification	Y	
8-5-112.1.2	Limited Exemption, Tanks in Operation, Notification, Telephone notification	Y	
8-5-112.2	Limited Exemption, Tanks in Operation, Tank in compliance prior to start of work. Certified per 8-5-404	Y	
8-5-112.3	Limited Exemption, Tanks in Operation, No product movement, Minimize emissions	Y	
8-5-112.4	Limited Exemption, Tanks in Operation, Not to exceed 7 days	Y	
8-5-301	Storage Tank Control Requirements	Y	
8-5-302	Requirements for Submerged Fill Pipes	Y	
8-5-303	Requirements for Pressure Vacuum Valve	Y	
8-5-305	Requirements for Internal Floating Roofs	Y	
8-5-320	Tank Fitting Requirements	Y	
8-5-321	Primary Seal Requirements	Y	
8-5-322	Secondary Seal Requirements	Y	
8-5-328	Tank Degassing Requirements	Y	
8-5-402	Inspection Requirements for Internal Floating Roof	Y	
8-5-403	Inspection Requirements for Pressure Vacuum Valves	Y	
8-5-404	Certification	Y	
8-5-405	Information Required	Y	
8-5-501	Records	Y	
8-5-502	Tank Degassing Annual Source Test Requirement	Y	
8-5-503	Portable Hydrocarbon Detector	Y	
<i>Refinery</i> <i>MACT</i>	NESHAP for Petroleum Refineries REQUIREMENTS FOR TANKS ALSO SUBJECT TO NSPS Kb	Y	

Table IV—CB Cluster 24
Source-specific Applicable Requirements
S280—Tank A-280, S311—Tank A-311

Applicable Requirement	Regulation Title or Description of Requirement	Federally Enforceable (Y/N)	Future Effective Date
63.640(n)	Which rule governs for storage vessels subject to both Refinery MACT and NSPS subpart Kb?	63.640(n)(1) NSPS subpart Kb	Y
	Does Refinery MACT provide for EFR secondary seals to be pulled back or temporarily removed during NSPS-Kb inspections of the primary seal?	63.640(n)(8)(i) YES	Y
	Does Refinery MACT provide for delay of NSPS-Kb seal gap measurements due to unsafe conditions?	63.640(n)(8)(ii) YES—up to 30 days, or empty the tank within 45 days	Y
	Does Refinery MACT provide for extensions of time to perform NSPS-Kb inspections of unsafe tanks?	63.640(n)(8)(iii) YES—up to 2 extensions of 30 days each	Y
	Does Refinery MACT provide for extensions of time to repair defects found during NSPS-Kb inspections?	63.640(n)(8)(iii) YES—up to 2 extensions of 30 days each	Y
	Does Refinery MACT provide for waiving the NSPS-Kb prior-request requirement for extensions of time?	63.640(n)(8)(iii) YES	Y
	Does Refinery MACT provide for submitting NSPS-Kb documentation of the need for an extension with the next semi-annual periodic report?	63.640(n)(8)(iv) YES	Y
	Does Refinery MACT provide for submitting reports of NSPS-Kb inspection failures on the semi-annual periodic report schedule?	63.640(n)(8)(v) YES	Y
	Does Refinery MACT provide for not reporting the results of NSPS-Kb inspections when there was no out-of-compliance (i.e., recordkeeping only)?	63.640(n)(8)(vi) YES	Y
NSPS Subpart Kb	Volatile Organic Liquid Storage Vessels REQUIREMENTS FOR INTERNAL FLOATING ROOF TANKS	Y	
60.112b(a)(1)	IFRT operating requirements: When landing the floating roof on its support legs, is the tank to be emptied & either refilled or degassed AS SOON AS POSSIBLE?	60.112b(a)(1)(i) YES	Y

Table IV—CB Cluster 24
Source-specific Applicable Requirements
S280—Tank A-280, S311—Tank A-311

Applicable Requirement	Regulation Title or Description of Requirement	Federally Enforceable (Y/N)	Future Effective Date
	Temporary exemption from operating requirements while the internal floating roof is landed on its support legs? *	60.112b(a)(1)(i) EXEMPT	Y
	IFR Rim Seals: vapor-mounted primary seal: liquid-mounted primary seal: mechanical shoe primary seal:	60.112b(a)(1)(ii) OK with rim-mounted secondary OK alone OK alone	Y
	Must IFR vapor-mounted rim seals be continuous?	60.112b(a)(1)(ii)(B) REQUIRED	Y
	IFR deck openings other than for vents to project into liquid?	60.112b(a)(1)(iii) REQUIRED	Y
	Deck openings (wells) other than for vents, drains, or legs to have covers that are kept closed except for access?	60.112b(a)(1)(iv) REQUIRED	Y
	IFR access hatch & gauge float well covers to be bolted closed?	60.112b(a)(1)(iv) REQUIRED	Y
	IFR well covers to be gasketed?	60.112b(a)(1)(iv) & (ix) REQUIRED	Y
	IFRT unslotted guidepoles to have a gasketed cap at the top of the pole?	60.112b(a)(1)(iv) Required per FR notices 65 FR 2336 (01/14/00) 65 FR 19891(04/13/00)	Y
	IFRT slotted guidepoles to have a deck cover gasket and pole wiper, and either an internal float or a pole sleeve?	60.112b(a)(1)(iv) Required per FR notices 65 FR 2336 (01/14/00) 65 FR 19891(04/13/00)	Y
	IFR auto. Bleeder vent (vacuum breaker) to be closed except when the deck is landed?	60.112b(a)(1)(v) REQUIRED	Y
	IFR vents to be gasketed?	60.112b(a)(1)(v) & (vi) REQUIRED	Y
	IFR rim space vents to remain closed except when the pressure setting is exceeded?	60.112b(a)(1)(vi) REQUIRED	Y
	IFR sample penetration to be a sample well with a slit fabric seal over 90% of the opening?	60.112b(a)(1)(vii) REQUIRED	Y
	IFR guidepole & column wells allowed a flexible fabric sleeve seal or a gasketed cover?	60.112b(a)(1)(viii) OK for columns	Y

Table IV—CB Cluster 24
Source-specific Applicable Requirements
S280—Tank A-280, S311—Tank A-311

Applicable Requirement	Regulation Title or Description of Requirement	Federally Enforceable (Y/N)	Future Effective Date
60.113b(a)	IFR/CFR Internal Inspections: (up close visual inspection of the floating roof, seals, & fittings):	60.113b(a)(1) & (4) prior to initial fill, then every 10 years, including each emptying/degassing	Y
	Notification of Inspections: Are notifications of inspections to demonstrate initial compliance required; For IFR/CFR internal inspections:	60.113b(a)(1) & (5) Required- notifications & reports per Ongoing Reports	Y
	Shall there be no holes, tears, or openings in the IFR seals?	60.113b(a)(1), (2), & (4) REQUIRED	Y
	Is there to be no liquid on the internal floating roof?	60.113b(a)(2) REQUIRED	Y
	Tank Top Visual Inspections (of IFR/CFR from manways and hatches of the fixed roof):	60.113b(a)(2) annually after initial fill	Y
	IFRT REPAIRS: Time allowed for repair of defects found during in-service inspections:	60.113b(a)(2) make repairs within 45 days	Y
	IFRT REPAIRS: If unable to repair, empty the tank & remove from service?	60.113b(a)(2) YES, within 45 days	Y
	EXTENSIONS OF TIME: If defects cannot be repaired & the IFRT cannot be emptied within 45 days?	60.113b(a)(2) 1 extension of 30 days, if needed *	Y
	Periodic Reports: IFR/CFR report to include prior request for 30-day extension, w/ documentation of need?	60.113b(a)(2) required *	Y
	Periodic Reports: Additional information to be included if an extension is utilized for an IFR/CFR:	60.113b(a)(2) document the reason for the extension *	Y
	OPTION: Does this rule allow an internal inspection every 5 years to replace both inspections noted above, if the IFR/CFR is equipped with a secondary seal?	60.113b(a)(3) & (4) YES	Y
	IFRT REPAIRS: Repair of defects if the tank is empty?	60.113b(a)(4) prior to refilling	Y

**Table IV—CB Cluster 24
Source-specific Applicable Requirements
S280—Tank A-280, S311—Tank A-311**

Applicable Requirement	Regulation Title or Description of Requirement	Federally Enforceable (Y/N)	Future Effective Date
	Notification of Inspections: Is 30-day notice required for internal inspections of IFRTs & CFRTs (i.e., prior to filling or refilling); but a 7-day verbal notice acceptable if the event is unplanned?	60.113b(a)(5) REQUIRED	Y
60.115b	Recordkeeping for inspections: Keep inspection reports as specified.	60.115b Keep required records for 5 years	Y
60.115b(a)(2)-(5)	Records of IFR & CFR inspection reports:	60.115b(a)(2) all IFR inspections	Y
	Periodic Reports: Report of IFR/CFR inspections that find out-of-compliance?	60.115b(a)(3) & (4) Required within 30 days for in-service inspections* (not required for out-of-service inspections)	Y
	Periodic Reports: Report of IFR/CFR inspection failures to include:	60.115b(a)(3) & (4) date of inspec, identification of tank, description of failure, & date of repair or emptying	Y
60.116b(a)	Applicability records: Time period for keeping records of applicability determination, unless specified otherwise.	60.116b(a) Keep required records for 5 years except as required in 60.116b(b)	Y
60.116b(b)	Applicability records: Records of dimensions & capacity required for nonexempt tanks?	60.116b(b) Required Keep record readily accessible for the life of the tank	Y
60.116b(c)	Applicability records: Additional recordkeeping requirements for certain tanks.	60.116b(c) identification & TVP of the stored product, if capacity ≥ 20,000 gallons. And TVP ≥ 2.2, OR capacity ≥ 40,000 gallons. And TVP ≥ 0.51 Keep record as long as the tank is in that service	Y
60.116b(e)	True vapor pressure (TVP) determination for applicability:	60.116b(e) maximum TVP of the stored liquid, based on highest calendar month average storage temperature	Y
NSPS Subpart A	New Source Performance Standards GENERAL PROVISIONS		Y
60.7(a)	Initial Notification: Is initial notification of the source's existence required?	60.7(a)(1) notification within 30 days after begin construction	Y

Table IV—CB Cluster 24
Source-specific Applicable Requirements
S280—Tank A-280, S311—Tank A-311

Applicable Requirement	Regulation Title or Description of Requirement	Federally Enforceable (Y/N)	Future Effective Date
	Report (document) having initially achieved compliance?	60.7(a)(3) 60.115b(a)(1) & (b)(1) within 15 days after initial fill	Y
	Notification of Compliance Status report:	60.7(a)(3) [cf. 60.115b(a)(1)&(b)(1)] notification within 15 days after startup	Y
	Initial Notification: Is initial notification required if tank becomes affected only as a result of a modification?	60.7(a)(4) notification 60 days or as soon as practicable before the change	Y
60.7(f)	General recordkeeping requirements: Time period for keeping records, unless specified otherwise.	60.7(f) Keep all reports & notifications for 2 years	Y
	General recordkeeping requirements: Keep all reports and notification for the specified period of time.	60.7(f) required	Y
60.14(g)	Achieve compliance for: <u>New Tanks</u> (or tanks that become affected as a result of a change or modification)?	60.14(g) up to 180 days after modifications (otherwise prior to fill)	Y
BAAQMD Condition # 11896	Permit Conditions		
Part 1	Design specifications (basis: Reg. 8-5, cumulative increase)	Y	
Part 2	Requirement to notify the District regarding tank seals (basis: Reg. 8-5, cumulative increase))	Y	
BAAQMD Condition # 19528			
Part 1	Throughput limit (basis: Regulation 2-1-234.3, Regulation 2-1-403 Regulation 2-6-503)	Y	

Table IV – CC Cluster 24F-302B
Source-specific Applicable Requirements
S316 – Tank A-316

Applicable Requirement	Regulation Title or Description of Requirement	Federally Enforceable (Y/N)	Future Effective Date
BAAQMD Reg 8 Rule 5	Organic Compounds – STORAGE OF ORGANIC LIQUIDS (11/27/02 <u>10/18/2006</u>)		

**Table IV – ~~CC Cluster 24F-302B~~
Source-specific Applicable Requirements
S316 – Tank A-316**

Applicable Requirement	Regulation Title or Description of Requirement	Federally Enforceable (Y/N)	Future Effective Date
8-5-100	General	Y	
8-5-101	Description	Y	
8-5-111	Limited Exemption, Tank Removal From and Return to Service	N	
8-5-111.1	Limited Exemption, Tank Removal From and Return to Service; Notice to the APCO	Y	
8-5-111.1.1	Limited Exemption, Tank Removal From and Return to Service; Notice to the APCO; 3 day prior notification	Y	
8-5-111.1.2	Limited Exemption, Tank Removal From and Return to Service; Notice to the APCO; Telephone notification	Y	
8-5-111.2	Limited Exemption, Tank Removal From and Return to Service; Compliance before notification	N	
8-5-111.3	Limited Exemption, Tank Removal From and Return to Service; Floating roof tanks - continuous and quick filling, emptying and refilling	Y	
8-5-111.5	Limited Exemption, Tank Removal From and Return to Service; Minimization of emissions	N	
8-5-111.6	Limited Exemption, Tank Removal From and Return to Service; Written notice of completion not required	N	
8-5-112	Limited Exemption, Preventative Maintenance and Inspection of Tanks in Operation	N	
8-5-112.1	Limited Exemption, Preventative Maintenance and Inspection of Tanks in Operation; Notice to the APCO	Y	
8-5-112.1.1	Limited Exemption, Preventative Maintenance and Inspection of Tanks in Operation; Notice to the APCO; 3 day prior notification	Y	
8-5-112.1.2	Limited Exemption, Preventative Maintenance and Inspection of Tanks in Operation; Notice to the APCO; Telephone notification	Y	
8-5-112.2	Limited Exemption, Preventative Maintenance and Inspection of Tanks in Operation; Compliance and certification before commencement of work	N	
8-5-112.3	Limited Exemption, Preventative Maintenance and Inspection of Tanks in Operation; No product movement; minimization of emissions	Y	
8-5-112.4	Limited Exemption, Preventative Maintenance and Inspection of Tanks in Operation; Exemption does not exceed 7 days	N	
8-5-112.5	Limited Exemption, Preventative Maintenance and Inspection of Tanks in Operation; Self report if out of compliance during exemption period	N	
8-5-112.6	Limited Exemption, Preventative Maintenance and Inspection of Tanks in Operation; Keep records for each exemption	N	

**Table IV – ~~CC Cluster 24F-302B~~
Source-specific Applicable Requirements
S316 – Tank A-316**

Applicable Requirement	Regulation Title or Description of Requirement	Federally Enforceable (Y/N)	Future Effective Date
8-5-112.6.1	Limited Exemption, Preventative Maintenance and Inspection of Tanks in Operation; Keep records for each exemption	N	
8-5-112.6.2	Limited Exemption, Preventative Maintenance and Inspection of Tanks in Operation; Keep records for each exemption	N	
8-5-112.6.3	Limited Exemption, Preventative Maintenance and Inspection of Tanks in Operation; Keep records for each exemption	N	
8-5-112.6.4	Limited Exemption, Preventative Maintenance and Inspection of Tanks in Operation; Keep records for each exemption	N	
8-5-117	Limited Exemption, Low Vapor Pressure	N	
8-5-119	Limited Exemption, Repair Period - Optional	N	
8-5-119.1	Limited Exemption, Repair Period - Optional	N	
8-5-119.2	Limited Exemption, Repair Period - Optional	N	
8-5-119.3	Limited Exemption, Repair Period - Optional	N	
8-5-301	Storage Tank Control Requirements	N	
8-5-305	Requirements for Internal Floating roofs	N	
8-5-305.2	Requirements for Internal Floating roofs; Seals installed after 2/1/1993	Y	
8-5-305.3	Requirements for Internal Floating roofs; Viewports in fixed roof tank; not required if dome roof has translucent panels	Y	
8-5-305.4	Requirements for Internal Floating roofs; Tank fitting requirements	Y	
8-5-305.5	Requirements for Internal Floating roofs; Floating roof requirements	N	
8-5-305.6	Requirements for Internal Floating roofs; Tank shell	N	
8-5-320	Tank Fitting Requirements	N	
8-5-320.2	Floating Roof Tank Fitting Requirements; Projection below liquid surface	N	
8-5-320.3	Floating Roof Tank Fitting Requirements; Gasketed covers, seals, lids	N	
8-5-320.3.1	Floating Roof Tank Fitting Requirements; Gasketed covers, seals, lids - Gap requirements	Y	
8-5-320.3.2	Floating Roof Tank Fitting Requirements; Internal floating roof inaccessible opening requirements	Y	
8-5-320.5	Floating Roof Tank Fitting Requirements; Slotted sampling or gauging wells	N	
8-5-320.5.1	Floating Roof Tank Fitting Requirements; Slotted sampling or gauging wells -projection below liquid surface	Y	

**Table IV – ~~CC Cluster 24F-302B~~
Source-specific Applicable Requirements
S316 – Tank A-316**

Applicable Requirement	Regulation Title or Description of Requirement	Federally Enforceable (Y/N)	Future Effective Date
8-5-320.5.2	Floating Roof Tank Fitting Requirements; Slotted sampling or gauging wells -cover, gasket, pole sleeve, pole wiper for EFR wells	N	
8-5-320.5.3	Floating Roof Tank Fitting Requirements; Slotted sampling or gauging wells-total secondary seal gap must include well gap	Y	
8-5-321	Primary Seal Requirements	N	
8-5-321.1	Primary Seal Requirements; No holes, tears, other openings	Y	
8-5-321.2	Primary Seal Requirements; The seal shall be metallic shoe or liquid mounted except as provided in 8-5-305.1.3	Y	
8-5-321.3	Primary Seal Requirements; Metallic-shoe-type seal requirements	N	
8-5-321.3.1	Primary Seal Requirements; Metallic-shoe-type seal requirements--geometry of shoe	Y	
8-5-321.3.3	Primary Seal Requirements; Metallic-shoe-type seal requirements--riveted tanks	Y	
8-5-321.4	Primary Seal Requirements; Resilient-toroid-type seal gap requirements	N	
8-5-322	Secondary Seal Requirements	N	
8-5-322.1	Secondary Seal Requirements; No holes, tears, other openings	Y	
8-5-322.2	Secondary Seal Requirements; Insertion of probes	Y	
8-5-322.4	Secondary seal requirements; Riveted tanks seal requirements	Y	
8-5-322.6	Secondary Seal Requirements; Extent of seal	Y	
8-5-328	Tank Degassing Requirements	N	
8-5-328.1	Tank Degassing Requirements; Tanks > 75 cubic meters	N	
8-5-328.2	Tank Degassing Requirements; Ozone Excess Day Prohibition	Y	
8-5-328.3	Tank Degassing Requirements; BAAQMD notification required	N	
8-5-331	Tank Cleaning Requirements	N	
8-5-331.1	Tank Cleaning Requirements; Cleaning material properties	N	
8-5-331.2	Tank Cleaning Requirements; Steam cleaning prohibition	N	
8-5-331.3	Tank Cleaning Requirements; Steam cleaning exceptions	N	
8-5-402	Inspection Requirements for Internal Floating Roof Tanks	N	
8-5-402.1	Inspection Requirements for Internal Floating Roof Tanks; Primary and Secondary Seal Inspections – Seal gaps	Y	
8-5-402.2	Inspection Requirements for Internal Floating Roof Tanks; Visual Inspection of Outer Most Seal	N	
8-5-402.3	Inspection Requirements for Internal Floating Roof Tanks; Tank Fitting Inspection	N	
8-5-404	Inspection, Abatement Efficiency Determination, and Source Test Reports	N	

**Table IV – ~~CC Cluster 24F-302B~~
Source-specific Applicable Requirements
S316 – Tank A-316**

Applicable Requirement	Regulation Title or Description of Requirement	Federally Enforceable (Y/N)	Future Effective Date
8-5-411	Enhanced Monitoring Program (Optional)	N	
8-5-411.3	Enhanced Monitoring Program (Optional); Performance requirements	N	
8-5-501	Records	Y	
8-5-501.1	Records; Type and amounts of liquid, type of blanket gas, TVP - Retain 24 months	Y	
8-5-501.2	Records; Internal and External Floating Roof Tanks, Seal Replacement Records - Retain 10 years	Y	
8-5-501.3	Records; Retention	N	
8-5-602	Analysis of Samples, True Vapor Pressure	Y	
8-5-604	Determination of Applicability Based on True Vapor Pressure	Y	
8-5-605	Measurement of Leak Concentration and Residual Concentrations	N	
8-5-605.1	Measurement of Leak Concentration and Residual Concentrations; EPA Method 21 Instrument	N	
8-5-605.2	Measurement of Leak Concentration and Residual Concentrations; Test Methods	N	
8-5-606	Analysis of Samples, Tank Cleaning Agents	N	
8-5-606.1	Analysis of Samples, Tank Cleaning Agents; IBP	N	
8-5-606.2	Analysis of Samples, Tank Cleaning Agents; TVP	N	
8-5-606.3	Analysis of Samples, Tank Cleaning Agents; VOC	N	
SIP Regulation 8 Rule 5	Organic Compounds - Storage of Organic Liquids (06/05/2003)		
8-5-111	Limited Exemption, Tank Removal From and Return to Service	Y	
8-5-111.1	Limited Exemption, Tank Removal From and Return to Service, Notification	Y	
8-5-111.1.1	Limited Exemption, Tank Removal From and Return to Service, Notification, 3 day prior notification	Y	
8-5-111.1.2	Limited Exemption, Tank Removal From and Return to Service, Notification, Telephone notification	Y	
8-5-111.2	Limited Exemption, Tank Removal From and Return to Service, Tank in compliance prior to notification	Y	
8-5-111.3	Limited Exemption, Tank Removal From and Return to Service, Floating roof tanks	Y	
8-5-111.5	Limited Exemption, Tank Removal From and Return to Service, Minimize emissions	Y	
8-5-111.6	Limited Exemption, Tank Removal From and Return to Service, Notice of completion not required	Y	

**Table IV – ~~CC Cluster 24F-302B~~
Source-specific Applicable Requirements
S316 – Tank A-316**

Applicable Requirement	Regulation Title or Description of Requirement	Federally Enforceable (Y/N)	Future Effective Date
8-5-111.7	Limited Exemption, Tank Removal From and Return to Service, Satisfy requirements of 8-5-328	Y	
8-5-112	Limited Exemption, Tanks in Operation	Y	
8-5-112.1	Limited Exemption, Tanks in Operation, Notification	Y	
8-5-112.1.1	Limited Exemption, Tanks in Operation, Notification, 3 day prior notification	Y	
8-5-112.1.2	Limited Exemption, Tanks in Operation, Notification, Telephone notification	Y	
8-5-112.2	Limited Exemption, Tanks in Operation, Tank in compliance prior to start of work. Certified per 8-5-404	Y	
8-5-112.3	Limited Exemption, Tanks in Operation, No product movement, Minimize emissions	Y	
8-5-112.4	Limited Exemption, Tanks in Operation, Not to exceed 7 days	Y	
8-5-117	Exemption, Low Vapor Pressure	Y	
8-5-301	Storage Tank Control Requirements	Y	
8-5-302	Requirements for Submerged Fill Pipes	Y	
8-5-303	Requirements for Pressure Vacuum Valve	Y	
8-5-305	Requirements for Internal Floating Roofs	Y	
8-5-305.5	Requirements for Internal Floating roofs; Floating roof requirements	Y	
8-5-320	Tank Fitting Requirements	Y	
8-5-320.2	Tank Fitting Requirements – Floating roof tanks, Gasketed covers, seals, lids – Projection below surface except p/v valves and vacuum breaker vents	Y	
8-5-320.3	Tank Fitting Requirements; Gasketed covers, seals, lids	Y	
8-5-320.5	Tank Fitting Requirements; Slotted sampling or gauging wells	Y	
8-5-320.5.2	Tank Fitting Requirements; Slotted sampling or gauging wells - cover, gasket, pole sleeve, pole wiper for EFR wells	Y	
8-5-321	Primary Seal Requirements	Y	
8-5-321.4	Primary Seal Requirements; Resilient-toroid-type seal gap requirements	Y	
8-5-322	Secondary Seal Requirements	Y	
8-5-328	Tank Degassing Requirements	Y	
8-5-328.1	Tank degassing requirements; Tanks > 75 cubic meters	Y	
8-5-328.1.2	Tank degassing requirements; Concentration of <10,000 ppm as methane after degassing	Y	
8-5-402	Inspection Requirements for Internal Floating Roof	Y	
8-5-402.2	Inspection Requirements for Internal Floating Roof Tanks; Visual Inspection of Outer Most Seal	Y	

**Table IV – ~~CC Cluster 24F-302B~~
Source-specific Applicable Requirements
S316 – Tank A-316**

Applicable Requirement	Regulation Title or Description of Requirement	Federally Enforceable (Y/N)	Future Effective Date
8-5-402.3	Inspection Requirements for Internal Floating Roof Tanks; Tank Fitting Inspection	Y	
8-5-403	Inspection Requirements for Pressure Vacuum Valves	Y	
8-5-404	Certification	Y	
8-5-405	Information Required	Y	
8-5-405.1	Information required	Y	
8-5-405.2	Information required	Y	
8-5-405.3	Information required	Y	
8-5-501	Records	Y	
8-5-502	Tank Degassing Annual Source Test Requirement	Y	
8-5-503	Portable Hydrocarbon Detector	Y	
BAAQMD Regulation 10	Standards of Performance for New Stationary Sources incorporated by reference (02/16/2000)		
10-17	Subpart Kb – Standards of Performance for Storage Vessels for Petroleum Liquids for which Construction, Reconstruction, or Modification Commence After May 18, 1978, and Prior to July 23, 1984	Y	
40 CFR 60 Subpart Kb	NSPS – Standards of Performance for Storage Vessels for Petroleum Liquids for which Construction, Reconstruction, or Modification Commence After May 18, 1978, and Prior to July 23, 1984	-	
60.110b	Applicability and Designation of Affected Facility	Y	
60.110b(a)	Applicability and Designation of Affected Facility: Volatile organic liquid storage vessels > or = to 75 cu m, after 7/23/1984	Y	
60.110b(b)	Applicability and Designation of Affected Facility – Exemption for low vapor pressure: NSPS Kb does not apply to vessels with capacity > 151 cu m and TVP < 3.5 kPa or to vessels with capacity >= 75 cu m and <= 151 cu m and TVP < 15.0 kPa.	Y	
60.112b	Standard for Volatile Organic Compounds (VOC)	Y	
60.112b(a)	Standard for Volatile Organic Compounds (VOC); Requirement for tanks-- > 151 cu m with maximum TVP >=5.2 kPa and <76.6; or >= 75 cu m and < 151 cu m with maximum TVP >= 27.6 kPa and < 76.6 kPa	Y	
60.112b(a)(1)	Standard for Volatile Organic Compounds (VOC); Fixed roof with internal floating roof option	Y	
60.112b(a)(1)(i)	Standard for Volatile Organic Compounds (VOC); Internal floating roof requirements	Y	
60.112b(a)(1)(ii)	Standard for Volatile Organic Compounds (VOC); Internal floating roof seal requirements	Y	

**Table IV – ~~CC Cluster 24F-302B~~
Source-specific Applicable Requirements
S316 – Tank A-316**

Applicable Requirement	Regulation Title or Description of Requirement	Federally Enforceable (Y/N)	Future Effective Date
60.112b(a)(1)(ii)(B)	Standard for Volatile Organic Compounds (VOC); Internal floating roof double seal option	Y	
60.112b(a)(1)(iii)	Standard for Volatile Organic Compounds (VOC); Internal floating roof openings-projections below roof surface	Y	
60.112b(a)(1)(iv)	Standard for Volatile Organic Compounds (VOC); Internal floating roof openings covers	Y	
60.112b(a)(1)(v)	Standard for Volatile Organic Compounds (VOC); Internal floating roof automatic bleeder vents	Y	
60.112b(a)(1)(vi)	Standard for Volatile Organic Compounds (VOC); Internal floating roof rim space vents	Y	
60.112b(a)(1)(vii)	Standard for Volatile Organic Compounds (VOC); Internal floating roof sampling penetrations	Y	
60.112b(a)(1)(viii)	Standard for Volatile Organic Compounds (VOC); Internal floating roof support column penetrations	Y	
60.112b(a)(1)(ix)	Standard for Volatile Organic Compounds (VOC); Internal floating roof ladder penetrations	Y	
60.113b	Testing and Procedures	Y	
60.113b(a)	Testing and Procedures; Internal floating roof	Y	
60.113b(a)(1)	Testing and Procedures; Internal floating roof visual inspection before	Y	
60.113b(a)(2)	Testing and Procedures; Internal floating roof tanks with liquid mounted or mechanical shoe primary seal, annual inspection	Y	
60.113b(a)(3)(ii)	Testing and Procedures; Internal floating roof with double seal system, annual inspection	Y	
60.113b(a)(4)	Testing and Procedures; Internal floating roof inspections after emptied and degassed – at least every 10 years	Y	
60.113b(a)(5)	Testing and Procedures; Internal floating roof, 30 day notification for filling after inspection	Y	
60.115b	Recordkeeping and Reporting Requirements	Y	
60.115b(a)	Reporting and Recordkeeping Requirements; 60.112b(a) internal floating	Y	
60.115b(a)(1)	Reporting and Recordkeeping Requirements; 60.112b(a) internal floating roof control equipment description and certification	Y	
60.115b(a)(2)	Reporting and Recordkeeping Requirements; 60.112b(a) internal floating roof inspection records	Y	
60.115b(a)(3)	Reporting and Recordkeeping Requirements; 60.112b(a) internal floating roof annual inspection defects report	Y	
60.115b(a)(4)	Reporting and Recordkeeping Requirements; 60.112b(a) internal floating roof double seal system inspection defects report	Y	
60.116b	Monitoring of Operations	Y	

**Table IV – ~~CC Cluster 24F-302B~~
Source-specific Applicable Requirements
S316 – Tank A-316**

Applicable Requirement	Regulation Title or Description of Requirement	Federally Enforceable (Y/N)	Future Effective Date
60.116b(a)	Monitoring of Operations; Record retention	<u>Y</u>	
60.116b(b)	Monitoring of Operations; Permanent record requirements	<u>Y</u>	
60.116b(c)	Monitoring of Operations; VOL storage record requirements	<u>Y</u>	
60.116b(d)	Monitoring of Operations; Notify within 30 days when the maximum TVP is exceeded	<u>Y</u>	
60.116b(e)	Monitoring of Operations; Maximum true vapor pressure (TVP)	<u>Y</u>	
60.116b(e)(1)	Monitoring of Operations; TVP Determination Criteria	<u>Y</u>	
60.116b(e)(2)	Monitoring of Operations; TVP Determination Criteria, Crude Oil	<u>Y</u>	
60.116b(e)(2)(i)	Monitoring of Operations; Determine TVP-crude oil or refined petroleum products by API method	<u>Y</u>	
60.116b(e)(2)(ii)	Monitoring of Operations; Determine TVP-crude oil or refined petroleum products other than API method	<u>Y</u>	
60.116b(e)(3)	Monitoring of Operations; Determine TVP	<u>Y</u>	
60.116b(e)(3)(i)	Monitoring of Operations; Determine TVP-other liquids-standard reference texts	<u>Y</u>	
60.116b(e)(3)(ii)	Monitoring of Operations; Determine TVP-other liquids-ASTM method	<u>Y</u>	
60.116b(e)(3)(iii)	Monitoring of Operations; Determine TVP-other liquids-other approved measurement method	<u>Y</u>	
60.116b(e)(3)(iv)	Monitoring of Operations; Determine TVP-other liquids-other approved calculation method	<u>Y</u>	
<i>40 CFR 63 Subpart CCR Refinery MACT</i>	NESHAP FOR SOURCE CATEGORIES - PETROLEUM REFINERIES (MACT) (06/03/2003) REQUIREMENTS FOR <u>INTERNAL FLOATING ROOF</u> TANKS ALSO SUBJECT TO NSPS Kb	<u>Y</u>	
63.640	Applicability	<u>Y</u>	
63.640(c)(2)	Applicability and Designation of Storage Vessels	<u>Y</u>	
63.640(n)	Applicability and Designation of Affected Source Overlap for Storage Vessels	<u>Y</u>	
63.640(n)(1)	Applicability and Designation of Affected Source Overlap for Storage Vessels--Existing Group 1 or Group 2 also subject to Kb only subject to Kb and 63.640(n)(8).	<u>Y</u>	
63.640(n)(8)	Applicability and Designation of Affected Source Overlap for Storage Vessels--Additional requirements for Kb storage vessels	<u>Y</u>	
63.640(n)(8)(i)	Applicability and Designation of Affected Source Overlap for Storage Vessels--Additional requirements for Kb storage vessels - Secondary Seal Exemption	<u>Y</u>	

**Table IV – ~~CC Cluster 24F-302B~~
Source-specific Applicable Requirements
S316 – Tank A-316**

Applicable Requirement	Regulation Title or Description of Requirement	Federally Enforceable (Y/N)	Future Effective Date
63.640(n)(8)(i)	Applicability and Designation of Affected Source Overlap for Storage Vessels--Additional requirements for Kb storage vessels - Unsafe to perform gap measurement or inspection	Y	
63.640(n)(8)(i)	Applicability and Designation of Affected Source Overlap for Storage Vessels--Additional requirements for Kb storage vessels - Repair failure within 45 days or use extension	Y	
63.640(n)(8)(i)	Applicability and Designation of Affected Source Overlap for Storage Vessels--Additional requirements for Kb storage vessels - Report extension utilized	Y	
63.640(n)(8)(v)	Applicability and Designation of Affected Source Overlap for Storage Vessels--Additional requirements for Kb storage vessels - Submit Kb inspection records as part of CC Report	Y	
63.640(n)(8)(vi)	Applicability and Designation of Affected Source Overlap for Storage Vessels--Additional requirements for Kb storage vessels - Rim seal inspection report	Y	
63.641	Definitions:	Y	
63.640(n)	Which rule governs for storage vessels subject to both Refinery MACT and NSPS subpart Kb?	63.640(n)(1) NSPS subpart Kb Y	
	Does Refinery MACT provide for EFR secondary seals to be pulled back or temporarily removed during NSPS Kb inspections of the primary seal?	63.640(n)(8)(i) YES Y	
	Does Refinery MACT provide for delay of NSPS Kb seal gap measurements due to unsafe conditions?	63.640(n)(8)(ii) YES—up to 30 days, or empty the tank within 45 days Y	
	Does Refinery MACT provide for extensions of time to perform NSPS Kb inspections of unsafe tanks?	63.640(n)(8)(iii) YES—up to 2 extensions of 30 days each Y	
	Does Refinery MACT provide for extensions of time to repair defects found during NSPS Kb inspections?	63.640(n)(8)(iii) YES—up to 2 extensions of 30 days each Y	
	Does Refinery MACT provide for waiving the NSPS Kb prior-request requirement for extensions of time?	63.640(n)(8)(iii) YES Y	

**Table IV – ~~CC Cluster 24F-302B~~
 Source-specific Applicable Requirements
 S316 – Tank A-316**

Applicable Requirement	Regulation Title or Description of Requirement	Federally Enforceable (Y/N)	Future Effective Date
	Does Refinery MACT provide for submitting NSPS Kb documentation of the need for an extension with the next semi-annual periodic report?	63.640(n)(8)(iv) YES	Y
	Does Refinery MACT provide for submitting reports of NSPS Kb inspection failures on the semi-annual periodic report schedule?	63.640(n)(8)(v) YES	Y
	Does Refinery MACT provide for not reporting the results of NSPS Kb inspections when there was no out-of-compliance (i.e., recordkeeping only)?	63.640(n)(8)(vi) YES	Y
NSPS Subpart Kb	Volatile Organic Liquid Storage Vessels REQUIREMENTS FOR INTERNAL FLOATING ROOF TANKS	Y	
60.112b(a)(1)	IFRT operating requirements: When landing the floating roof on its support legs, is the tank to be emptied & either refilled or degassed AS SOON AS POSSIBLE?	60.112b(a)(1)(i) YES	Y
	Temporary exemption from operating requirements while the internal floating roof is landed on its support legs? *	60.112b(a)(1)(i) EXEMPT	Y
	IFR Rim Seals: vapor-mounted primary seal: liquid-mounted primary seal: mechanical shoe primary seal:	60.112b(a)(1)(ii) OK with rim-mounted secondary OK alone OK alone	Y
	Must IFR vapor-mounted rim seals be continuous?	60.112b(a)(1)(ii)(B) REQUIRED	Y
	IFR deck openings other than for vents to project into liquid?	60.112b(a)(1)(iii) REQUIRED	Y
	Deck openings (wells) other than for vents, drains, or legs to have covers that are kept closed except for access?	60.112b(a)(1)(iv) REQUIRED	Y
	IFR access hatch & gauge float well covers to be bolted closed?	60.112b(a)(1)(iv) REQUIRED	Y
	IFR well covers to be gasketed?	60.112b(a)(1)(iv) & (ix) REQUIRED	Y

**Table IV – ~~CC Cluster~~ 24F-302B
Source-specific Applicable Requirements
S316 – Tank A-316**

Applicable Requirement	Regulation Title or Description of Requirement	Federally Enforceable (Y/N)	Future Effective Date
	IFRT unslotted guidepoles to have a gasketed cap at the top of the pole?	60.112b(a)(1)(iv) Required per FR notices 65-FR-2336 (01/14/00) 65-FR-19891(04/13/00) Y	
	IFRT slotted guidepoles to have a deck cover gasket and pole wiper, and either an internal float or a pole sleeve?	60.112b(a)(1)(iv) Required per FR notices 65-FR-2336 (01/14/00) 65-FR-19891(04/13/00) Y	
	IFR auto. Bleeder vent (vacuum breaker) to be closed except when the deck is landed?	60.112b(a)(1)(v) REQUIRED Y	
	IFR vents to be gasketed?	60.112b(a)(1)(v) & (vi) REQUIRED Y	
	IFR rim space vents to remain closed except when the pressure setting is exceeded?	60.112b(a)(1)(vi) REQUIRED Y	
	IFR sample penetration to be a sample well with a slit fabric seal over 90% of the opening?	60.112b(a)(1)(vii) REQUIRED Y	
	IFR guidepole & column wells allowed a flexible fabric sleeve seal or a gasketed cover?	60.112b(a)(1)(viii) OK for columns Y	
60.113b(a)	IFR/CFR Internal Inspections: (up close visual inspection of the floating roof, seals, & fittings):	60.113b(a)(1) & (4) prior to initial fill, then every 10 years, including each emptying/degassing Y	
	Notification of Inspections: Are notifications of inspections to demonstrate initial compliance required; For IFR/CFR internal inspections:	60.113b(a)(1) & (5) Required- notifications&reports per Ongoing Reports Y	
	Shall there be no holes, tears, or openings in the IFR seals?	60.113b(a)(1), (2), & (4) REQUIRED Y	
	Is there to be no liquid on the internal floating roof?	60.113b(a)(2) REQUIRED Y	
	Tank Top Visual Inspections (of IFR/CFR from manways and hatches of the fixed roof):	60.113b(a)(2) annually after initial fill Y	
	IFRT REPAIRS: Time allowed for repair of defects found during in-service inspections:	60.113b(a)(2) make repairs within 45 days Y	
	IFRT REPAIRS: If unable to repair, empty the tank & remove from service?	60.113b(a)(2) YES, within 45 days Y	

**Table IV – ~~CC Cluster~~ 24F-302B
Source-specific Applicable Requirements
S316 – Tank A-316**

Applicable Requirement	Regulation Title or Description of Requirement	Federally Enforceable (Y/N)	Future Effective Date
	EXTENSIONS OF TIME: If defects cannot be repaired & the IFRT cannot be emptied within 45 days?	60.113b(a)(2) 1 extension of 30 days, if needed*	Y
	Periodic Reports: IFR/CFR report to include prior request for 30-day extension, w/ documentation of need?	60.113b(a)(2) required*	Y
	Periodic Reports: Additional information to be included if an extension is utilized for an IFR/CFR:	60.113b(a)(2) document the reason for the extension*	Y
	OPTION: Does this rule allow an internal inspection every 5 years to replace <u>both</u> inspections noted above, if the IFR/CFR is equipped with a secondary seal?	60.113b(a)(3) & (4) YES	Y
	IFRT REPAIRS: Repair of defects if the tank is empty?	60.113b(a)(4) prior to refilling	Y
	Notification of Inspections: Is 30-day notice required for internal inspections of IFRTs & CFRTs (i.e., prior to filling or refilling); but a 7-day verbal notice acceptable if the event is unplanned?	60.113b(a)(5) REQUIRED	Y
60.115b	Recordkeeping for inspections: Keep inspection reports as specified.	60.115b Keep required records for 5 years	Y
	IFRT report to include:	60.115b(a)(1) description of control equipment	Y
60.115b(a)(2)-(5)	Records of IFR & CFR inspection reports:	60.115b(a)(2) all IFR inspections	Y
	Periodic Reports: Report of IFR/CFR inspections that find out of compliance?	60.115b(a)(3) & (4) Required within 30 days for in-service inspections* (not required for out-of-service inspections)	Y
	Periodic Reports: Report of IFR/CFR inspection failures to include:	60.115b(a)(3) & (4) date of inspec, identification of tank, description of failure, & date of repair or emptying	Y

**Table IV – ~~CC Cluster 24F-302B~~
Source-specific Applicable Requirements
S316 – Tank A-316**

Applicable Requirement	Regulation Title or Description of Requirement	Federally Enforceable (Y/N)	Future Effective Date
60.116b(a)	Applicability records: Time period for keeping records of applicability determination, unless specified otherwise.	60.116b(a) Keep required records for 5 years except as required by 60.116b(b) Y	
60.116b(b)	Applicability records: Records of dimensions & capacity required for nonexempt tanks?	60.116b(b) Required Keep record readily accessible for the life of the tank Y	
60.116b(c)	Applicability records: Additional recordkeeping requirements for certain tanks.	60.116b(c) identification & TVP of the stored product, if capacity ≥ 20,000 gallons. And TVP ≥ 2.2, OR capacity ≥ 40,000 gallons. And TVP ≥ 0.51 Keep record as long as the tank is in that service Y	
60.116b(e)	True vapor pressure (TVP) determination for applicability:	60.116b(e) maximum TVP of the stored liquid, based on highest calendar month average storage temperature Y	
NSPS Subpart A	New Source Performance Standards GENERAL PROVISIONS	Y	
60.7(a)	Initial Notification: Is initial notification of the source's existence required?	60.7(a)(1) notification within 30 days after begin construction Y	
	Report (document) having initially achieved compliance?	60.7(a)(3) 60.115b(a)(1) & (b)(1) within 15 days after initial fill Y	
	Notification of Compliance Status report:	60.7(a)(3) [cf. 60.115b(a)(1)&(b)(1)] notification within 15 days after startup Y	
	Initial Notification: Is initial notification required if tank becomes affected only as a result of a modification?	60.7(a)(4) notification 60 days or as soon as practicable before the change Y	
60.7(f)	General recordkeeping requirements: Time period for keeping records, unless specified otherwise.	60.7(f) Keep all reports & notifications for 2 years Y	
	General recordkeeping requirements: Keep all reports and notification for the specified period of time.	60.7(f) required Y	
60.14(g)	Achieve compliance for: New Tanks (or tanks that become affected as a result of a change or modification)?	60.14(g) up to 180 days after modifications (otherwise prior to fill) Y	

**Table IV – ~~CC Cluster 24F-302B~~
Source-specific Applicable Requirements
S316 – Tank A-316**

Applicable Requirement	Regulation Title or Description of Requirement	Federally Enforceable (Y/N)	Future Effective Date
BAAQMD Condition # 12368	Permit Conditions		
Part 1	Design specifications (basis: Reg. 8-5, cumulative increase)	Y	
Part 2	Requirement to notify the District regarding tank seals (basis: Reg. 8-5, cumulative increase))	Y	

**Table IV – ~~CD Cluster 24F-302B~~
Source-specific Applicable Requirements
S278 – Tank A-278, ~~S698 – Tank A-698~~**

Applicable Requirement	Regulation Title or Description of Requirement	Federally Enforceable (Y/N)	Future Effective Date
BAAQMD Reg 8 Rule 5	Organic Compounds – STORAGE OF ORGANIC LIQUIDS (11/27/0210/18/2006)		
<u>8-5-100</u>	<u>General</u>	Y	
<u>8-5-101</u>	<u>Description</u>	Y	
<u>8-5-111</u>	<u>Limited Exemption, Tank Removal From and Return to Service</u>	N	
<u>8-5-111.1</u>	<u>Limited Exemption, Tank Removal From and Return to Service; Notice to the APCO</u>	Y	
<u>8-5-111.1.1</u>	<u>Limited Exemption, Tank Removal From and Return to Service; Notice to the APCO; 3 day prior notification</u>	Y	
<u>8-5-111.1.2</u>	<u>Limited Exemption, Tank Removal From and Return to Service; Notice to the APCO; Telephone notification</u>	Y	
<u>8-5-111.2</u>	<u>Limited Exemption, Tank Removal From and Return to Service; Compliance before notification</u>	N	
<u>8-5-111.3</u>	<u>Limited Exemption, Tank Removal From and Return to Service; Floating roof tanks - continuous and quick filling, emptying and refilling</u>	Y	
<u>8-5-111.5</u>	<u>Limited Exemption, Tank Removal From and Return to Service; Minimization of emissions</u>	N	
<u>8-5-111.6</u>	<u>Limited Exemption, Tank Removal From and Return to Service; Written notice of completion not required</u>	N	
<u>8-5-112</u>	<u>Limited Exemption, Preventative Maintenance and Inspection of Tanks in Operation</u>	N	
<u>8-5-112.1</u>	<u>Limited Exemption, Preventative Maintenance and Inspection of Tanks in Operation; Notice to the APCO</u>	Y	

**Table IV – ~~CD Cluster 24F-302B~~
Source-specific Applicable Requirements
S278 – Tank A-278, ~~S698 – Tank A-698~~**

Applicable Requirement	Regulation Title or Description of Requirement	Federally Enforceable (Y/N)	Future Effective Date
8-5-112.1.1	Limited Exemption, Preventative Maintenance and Inspection of Tanks in Operation; Notice to the APCO; 3 day prior notification	Y	
8-5-112.1.2	Limited Exemption, Preventative Maintenance and Inspection of Tanks in Operation; Notice to the APCO; Telephone notification	Y	
8-5-112.2	Limited Exemption, Preventative Maintenance and Inspection of Tanks in Operation; Compliance and certification before commencement of work	N	
8-5-112.3	Limited Exemption, Preventative Maintenance and Inspection of Tanks in Operation; No product movement; minimization of emissions	Y	
8-5-112.4	Limited Exemption, Preventative Maintenance and Inspection of Tanks in Operation; Exemption does not exceed 7 days	N	
8-5-112.5	Limited Exemption, Preventative Maintenance and Inspection of Tanks in Operation; Self report if out of compliance during exemption period	N	
8-5-112.6	Limited Exemption, Preventative Maintenance and Inspection of Tanks in Operation; Keep records for each exemption	N	
8-5-112.6.1	Limited Exemption, Preventative Maintenance and Inspection of Tanks in Operation; Keep records for each exemption	N	
8-5-112.6.2	Limited Exemption, Preventative Maintenance and Inspection of Tanks in Operation; Keep records for each exemption	N	
8-5-112.6.3	Limited Exemption, Preventative Maintenance and Inspection of Tanks in Operation; Keep records for each exemption	N	
8-5-112.6.4	Limited Exemption, Preventative Maintenance and Inspection of Tanks in Operation; Keep records for each exemption	N	
8-5-117	Limited Exemption, Low Vapor Pressure	N	
8-5-119	Limited Exemption, Repair Period - Optional	N	
8-5-119.1	Limited Exemption, Repair Period - Optional	N	
8-5-119.2	Limited Exemption, Repair Period - Optional	N	
8-5-119.3	Limited Exemption, Repair Period - Optional	N	
8-5-301	Storage Tank Control Requirements	N	
8-5-305	Requirements for Internal Floating roofs	N	
8-5-305.2	Requirements for Internal Floating roofs; Seals installed after 2/1/1993	Y	
8-5-305.3	Requirements for Internal Floating roofs; Viewports in fixed roof tank; not required if dome roof has translucent panels	Y	
8-5-305.4	Requirements for Internal Floating roofs; Tank fitting requirements	Y	
8-5-305.5	Requirements for Internal Floating roofs; Floating roof requirements	N	

**Table IV – ~~CD Cluster 24F-302B~~
Source-specific Applicable Requirements
S278 – Tank A-278, ~~S698 – Tank A-698~~**

Applicable Requirement	Regulation Title or Description of Requirement	Federally Enforceable (Y/N)	Future Effective Date
8-5-305.6	Requirements for Internal Floating roofs; Tank shell	N	
8-5-320	Tank Fitting Requirements	N	
8-5-320.2	Floating Roof Tank Fitting Requirements; Projection below liquid surface	N	
8-5-320.3	Floating Roof Tank Fitting Requirements; Gasketed covers, seals, lids	N	
8-5-320.3.1	Floating Roof Tank Fitting Requirements; Gasketed covers, seals, lids - Gap requirements	Y	
8-5-320.3.2	Floating Roof Tank Fitting Requirements; Internal floating roof inaccessible opening requirements	Y	
8-5-320.5	Floating Roof Tank Fitting Requirements; Slotted sampling or gauging wells	N	
8-5-320.5.1	Floating Roof Tank Fitting Requirements; Slotted sampling or gauging wells -projection below liquid surface	Y	
8-5-320.5.2	Floating Roof Tank Fitting Requirements; Slotted sampling or gauging wells -cover, gasket, pole sleeve, pole wiper for EFR wells	N	
8-5-320.5.3	Floating Roof Tank Fitting Requirements; Slotted sampling or gauging wells-total secondary seal gap must include well gap	Y	
8-5-321	Primary Seal Requirements	N	
8-5-321.1	Primary Seal Requirements; No holes, tears, other openings	Y	
8-5-321.2	Primary Seal Requirements; The seal shall be metallic shoe or liquid mounted except as provided in 8-5-305.1.3	Y	
8-5-321.3	Primary Seal Requirements; Metallic-shoe-type seal requirements	N	
8-5-321.3.1	Primary Seal Requirements; Metallic-shoe-type seal requirements--geometry of shoe	Y	
8-5-321.3.3	Primary Seal Requirements; Metallic-shoe-type seal requirements--riveted tanks	Y	
8-5-321.4	Primary Seal Requirements; Resilient-toroid-type seal gap requirements	N	
8-5-322	Secondary Seal Requirements	N	
8-5-322.1	Secondary Seal Requirements; No holes, tears, other openings	Y	
8-5-322.2	Secondary Seal Requirements; Insertion of probes	Y	
8-5-322.4	Secondary seal requirements; Riveted tanks seal requirements	Y	
8-5-322.6	Secondary Seal Requirements; Extent of seal	Y	
8-5-328	Tank Degassing Requirements	N	
8-5-328.1	Tank Degassing Requirements; Tanks > 75 cubic meters	N	
8-5-328.2	Tank Degassing Requirements; Ozone Excess Day Prohibition	Y	

**Table IV – ~~CD Cluster 24F-302B~~
Source-specific Applicable Requirements
S278 – Tank A-278, ~~S698~~ – Tank A-698**

Applicable Requirement	Regulation Title or Description of Requirement	Federally Enforceable (Y/N)	Future Effective Date
8-5-328.3	Tank Degassing Requirements; BAAQMD notification required	N	
8-5-331	Tank Cleaning Requirements	N	
8-5-331.1	Tank Cleaning Requirements; Cleaning material properties	N	
8-5-331.2	Tank Cleaning Requirements; Steam cleaning prohibition	N	
8-5-331.3	Tank Cleaning Requirements; Steam cleaning exceptions	N	
8-5-402	Inspection Requirements for Internal Floating Roof Tanks	N	
8-5-402.1	Inspection Requirements for Internal Floating Roof Tanks; Primary and Secondary Seal Inspections – Seal gaps	Y	
8-5-402.2	Inspection Requirements for Internal Floating Roof Tanks; Visual Inspection of Outer Most Seal	N	
8-5-402.3	Inspection Requirements for Internal Floating Roof Tanks; Tank Fitting Inspection	N	
8-5-404	Inspection, Abatement Efficiency Determination, and Source Test Reports	N	
8-5-411	Enhanced Monitoring Program (Optional)	N	
8-5-411.3	Enhanced Monitoring Program (Optional); Performance requirements	N	
8-5-501	Records	Y	
8-5-501.1	Records; Type and amounts of liquid, type of blanket gas, TVP - Retain 24 months	Y	
8-5-501.2	Records; Internal and External Floating Roof Tanks, Seal Replacement Records - Retain 10 years	Y	
8-5-501.3	Records; Retention	N	
8-5-602	Analysis of Samples, True Vapor Pressure	Y	
8-5-604	Determination of Applicability Based on True Vapor Pressure	Y	
8-5-605	Measurement of Leak Concentration and Residual Concentrations	N	
8-5-605.1	Measurement of Leak Concentration and Residual Concentrations; EPA Method 21 Instrument	N	
8-5-605.2	Measurement of Leak Concentration and Residual Concentrations; Test Methods	N	
8-5-606	Analysis of Samples, Tank Cleaning Agents	N	
8-5-606.1	Analysis of Samples, Tank Cleaning Agents; IBP	N	
8-5-606.2	Analysis of Samples, Tank Cleaning Agents; TVP	N	
8-5-606.3	Analysis of Samples, Tank Cleaning Agents; VOC	N	
SIP Regulation 8 Rule 5	Organic Compounds - Storage of Organic Liquids (06/05/2003)		
8-5-111	Limited Exemption, Tank Removal From and Return to Service	Y	

**Table IV – ~~CD Cluster 24F-302B~~
Source-specific Applicable Requirements
S278 – Tank A-278, ~~S698 – Tank A-698~~**

Applicable Requirement	Regulation Title or Description of Requirement	Federally Enforceable (Y/N)	Future Effective Date
8-5-111.1	Limited Exemption, Tank Removal From and Return to Service, Notification	Y	
8-5-111.1.1	Limited Exemption, Tank Removal From and Return to Service, Notification, 3 day prior notification	Y	
8-5-111.1.2	Limited Exemption, Tank Removal From and Return to Service, Notification, Telephone notification	Y	
8-5-111.2	Limited Exemption, Tank Removal From and Return to Service, Tank in compliance prior to notification	Y	
8-5-111.3	Limited Exemption, Tank Removal From and Return to Service, Floating roof tanks	Y	
8-5-111.5	Limited Exemption, Tank Removal From and Return to Service, Minimize emissions	Y	
8-5-111.6	Limited Exemption, Tank Removal From and Return to Service, Notice of completion not required	Y	
8-5-111.7	Limited Exemption, Tank Removal From and Return to Service, Satisfy requirements of 8-5-328	Y	
8-5-112	Limited Exemption, Tanks in Operation	Y	
8-5-112.1	Limited Exemption, Tanks in Operation, Notification	Y	
8-5-112.1.1	Limited Exemption, Tanks in Operation, Notification, 3 day prior notification	Y	
8-5-112.1.2	Limited Exemption, Tanks in Operation, Notification, Telephone notification	Y	
8-5-112.2	Limited Exemption, Tanks in Operation, Tank in compliance prior to start of work. Certified per 8-5-404	Y	
8-5-112.3	Limited Exemption, Tanks in Operation, No product movement, Minimize emissions	Y	
8-5-112.4	Limited Exemption, Tanks in Operation, Not to exceed 7 days	Y	
8-5-117	Exemption, Low Vapor Pressure	Y	
8-5-301	Storage Tank Control Requirements	Y	
8-5-302	Requirements for Submerged Fill Pipes	Y	
8-5-303	Requirements for Pressure Vacuum Valve	Y	
8-5-305	Requirements for Internal Floating Roofs	Y	
8-5-305.5	Requirements for Internal Floating roofs; Floating roof requirements	Y	
8-5-320	Tank Fitting Requirements	Y	
8-5-320.2	Tank Fitting Requirements – Floating roof tanks, Gasketed covers, seals, lids – Projection below surface except p/v valves and vacuum breaker vents	Y	
8-5-320.3	Tank Fitting Requirements; Gasketed covers, seals, lids	Y	
8-5-320.5	Tank Fitting Requirements; Slotted sampling or gauging wells	Y	

**Table IV – ~~CD Cluster 24F-302B~~
Source-specific Applicable Requirements
S278 – Tank A-278, ~~S698 – Tank A-698~~**

Applicable Requirement	Regulation Title or Description of Requirement	Federally Enforceable (Y/N)	Future Effective Date
8-5-320.5.2	Tank Fitting Requirements: Slotted sampling or gauging wells - cover, gasket, pole sleeve, pole wiper for EFR wells	<u>Y</u>	
8-5-321	Primary Seal Requirements	Y	
8-5-321.4	Primary Seal Requirements; Resilient-toroid-type seal gap requirements	<u>Y</u>	
8-5-322	Secondary Seal Requirements	Y	
8-5-328	Tank Degassing Requirements	Y	
8-5-328.1	Tank degassing requirements; Tanks > 75 cubic meters	<u>Y</u>	
8-5-328.1.2	Tank degassing requirements; Concentration of <10,000 ppm as methane after degassing	<u>Y</u>	
8-5-402	Inspection Requirements for Internal Floating Roof	Y	
8-5-402.2	Inspection Requirements for Internal Floating Roof Tanks; Visual Inspection of Outer Most Seal	<u>Y</u>	
8-5-402.3	Inspection Requirements for Internal Floating Roof Tanks; Tank Fitting Inspection	<u>Y</u>	
8-5-403	Inspection Requirements for Pressure Vacuum Valves	Y	
8-5-404	Certification	Y	
8-5-405	Information Required	Y	
8-5-405.1	Information required	<u>Y</u>	
8-5-405.2	Information required	<u>Y</u>	
8-5-405.3	Information required	<u>Y</u>	
8-5-501	Records	Y	
8-5-502	Tank Degassing Annual Source Test Requirement	Y	
8-5-503	Portable Hydrocarbon Detector	Y	
BAAQMD Regulation 10	Standards of Performance for New Stationary Sources incorporated by reference (02/16/2000)		
10-17	Subpart Kb – Standards of Performance for Storage Vessels for Petroleum Liquids for which Construction, Reconstruction, or Modification Commence After May 18, 1978, and Prior to July 23, 1984	<u>Y</u>	
40 CFR 60 Subpart Kb	NSPS – Standards of Performance for Storage Vessels for Petroleum Liquids for which Construction, Reconstruction, or Modification Commence After May 18, 1978, and Prior to July 23, 1984	-	
60.110b	Applicability and Designation of Affected Facility	<u>Y</u>	
60.110b(a)	Applicability and Designation of Affected Facility; Volatile organic liquid storage vessels > or = to 75 cu m, after 7/23/1984	<u>Y</u>	

**Table IV – ~~CD Cluster 24F-302B~~
Source-specific Applicable Requirements
S278 – Tank A-278, ~~S698 – Tank A-698~~**

Applicable Requirement	Regulation Title or Description of Requirement	Federally Enforceable (Y/N)	Future Effective Date
60.110b(b)	Applicability and Designation of Affected Facility – Exemption for low vapor pressure; NSPS Kb does not apply to vessels with capacity > 151 cu m and TVP < 3.5 kPa or to vessels with capacity >= 75 cu m and <= 151 cu m and TVP < 15.0 kPa.	<u>Y</u>	
60.112b	Standard for Volatile Organic Compounds (VOC)	<u>Y</u>	
60.112b(a)	Standard for Volatile Organic Compounds (VOC); Requirement for tanks-- > 151 cu m with maximum TVP >=5.2 kPa and <76.6; or >= 75 cu m and < 151 cu m with maximum TVP >= 27.6 kPa and < 76.6 kPa	<u>Y</u>	
60.112b(a)(1)	Standard for Volatile Organic Compounds (VOC); Fixed roof with internal floating roof option	<u>Y</u>	
60.112b(a)(1)(i)	Standard for Volatile Organic Compounds (VOC); Internal floating roof requirements	<u>Y</u>	
60.112b(a)(1)(ii)	Standard for Volatile Organic Compounds (VOC); Internal floating roof seal requirements	<u>Y</u>	
60.112b(a)(1)(ii)(B)	Standard for Volatile Organic Compounds (VOC); Internal floating roof double seal option	<u>Y</u>	
60.112b(a)(1)(iii)	Standard for Volatile Organic Compounds (VOC); Internal floating roof openings-projections below roof surface	<u>Y</u>	
60.112b(a)(1)(iv)	Standard for Volatile Organic Compounds (VOC); Internal floating roof openings covers	<u>Y</u>	
60.112b(a)(1)(v)	Standard for Volatile Organic Compounds (VOC); Internal floating roof automatic bleeder vents	<u>Y</u>	
60.112b(a)(1)(vi)	Standard for Volatile Organic Compounds (VOC); Internal floating roof rim space vents	<u>Y</u>	
60.112b(a)(1)(vii)	Standard for Volatile Organic Compounds (VOC); Internal floating roof sampling penetrations	<u>Y</u>	
60.112b(a)(1)(viii)	Standard for Volatile Organic Compounds (VOC); Internal floating roof support column penetrations	<u>Y</u>	
60.112b(a)(1)(ix)	Standard for Volatile Organic Compounds (VOC); Internal floating roof ladder penetrations	<u>Y</u>	
60.113b	Testing and Procedures	<u>Y</u>	
60.113b(a)	Testing and Procedures; Internal floating roof	<u>Y</u>	
60.113b(a)(1)	Testing and Procedures; Internal floating roof visual inspection before	<u>Y</u>	
60.113b(a)(2)	Testing and Procedures; Internal floating roof tanks with liquid mounted or mechanical shoe primary seal, annual inspection	<u>Y</u>	
60.113b(a)(3)(ii)	Testing and Procedures; Internal floating roof with double seal system, annual inspection	<u>Y</u>	
60.113b(a)(4)	Testing and Procedures; Internal floating roof inspections after emptied and degassed – at least every 10 years	<u>Y</u>	

**Table IV – ~~CD Cluster 24F-302B~~
Source-specific Applicable Requirements
S278 – Tank A-278, ~~S698 – Tank A-698~~**

Applicable Requirement	Regulation Title or Description of Requirement	Federally Enforceable (Y/N)	Future Effective Date
60.113b(a)(5)	Testing and Procedures; Internal floating roof, 30 day notification for filling after inspection	<u>Y</u>	
60.115b	Recordkeeping and Reporting Requirements	<u>Y</u>	
60.115b(a)	Reporting and Recordkeeping Requirements; 60.112b(a) internal floating	<u>Y</u>	
60.115b(a)(1)	Reporting and Recordkeeping Requirements; 60.112b(a) internal floating roof control equipment description and certification	<u>Y</u>	
60.115b(a)(2)	Reporting and Recordkeeping Requirements; 60.112b(a) internal floating roof inspection records	<u>Y</u>	
60.115b(a)(3)	Reporting and Recordkeeping Requirements; 60.112b(a) internal floating roof annual inspection defects report	<u>Y</u>	
60.115b(a)(4)	Reporting and Recordkeeping Requirements; 60.112b(a) internal floating roof double seal system inspection defects report	<u>Y</u>	
60.116b	Monitoring of Operations	<u>Y</u>	
60.116b(a)	Monitoring of Operations; Record retention	<u>Y</u>	
60.116b(b)	Monitoring of Operations; Permanent record requirements	<u>Y</u>	
60.116b(c)	Monitoring of Operations; VOL storage record requirements	<u>Y</u>	
60.116b(d)	Monitoring of Operations; Notify within 30 days when the maximum TVP is exceeded	<u>Y</u>	
60.116b(e)	Monitoring of Operations; Maximum true vapor pressure (TVP)	<u>Y</u>	
60.116b(e)(1)	Monitoring of Operations; TVP Determination Criteria	<u>Y</u>	
60.116b(e)(2)	Monitoring of Operations; TVP Determination Criteria, Crude Oil	<u>Y</u>	
60.116b(e)(2)(i)	Monitoring of Operations; Determine TVP-crude oil or refined petroleum products by API method	<u>Y</u>	
60.116b(e)(2)(ii)	Monitoring of Operations; Determine TVP-crude oil or refined petroleum products other than API method	<u>Y</u>	
60.116b(e)(3)	Monitoring of Operations; Determine TVP	<u>Y</u>	
60.116b(e)(3)(i)	Monitoring of Operations; Determine TVP-other liquids-standard reference texts	<u>Y</u>	
60.116b(e)(3)(ii)	Monitoring of Operations; Determine TVP-other liquids-ASTM method	<u>Y</u>	
60.116b(e)(3)(iii)	Monitoring of Operations; Determine TVP-other liquids-other approved measurement method	<u>Y</u>	
60.116b(e)(3)(iv)	Monitoring of Operations; Determine TVP-other liquids-other approved calculation method	<u>Y</u>	
40 CFR 63 Subpart CC Refinery MACT	NESHAP for Source Categories - Petroleum Refineries (MACT) (06/03/2003) REQUIREMENTS FOR <u>INTERNAL FLOATING ROOF</u> TANKS ALSO SUBJECT TO NSPS Kb	<u>Y</u>	

**Table IV – ~~CD Cluster 24F-302B~~
Source-specific Applicable Requirements
S278 – Tank A-278, ~~S698 – Tank A-698~~**

Applicable Requirement	Regulation Title or Description of Requirement	Federally Enforceable (Y/N)	Future Effective Date
63.640	Applicability	<u>Y</u>	
63.640(c)(2)	Applicability and Designation of Storage Vessels	<u>Y</u>	
63.640(n)	Applicability and Designation of Affected Source Overlap for Storage Vessels	<u>Y</u>	
63.640(n)(1)	Applicability and Designation of Affected Source Overlap for Storage Vessels--Existing Group 1 or Group 2 also subject to Kb only subject to Kb and 63.640(n)(8).	<u>Y</u>	
63.640(n)(8)	Applicability and Designation of Affected Source Overlap for Storage Vessels--Additional requirements for Kb storage vessels	<u>Y</u>	
63.640(n)(8)(i)	Applicability and Designation of Affected Source Overlap for Storage Vessels--Additional requirements for Kb storage vessels - Secondary Seal Exemption	<u>Y</u>	
63.640(n)(8)(i)	Applicability and Designation of Affected Source Overlap for Storage Vessels--Additional requirements for Kb storage vessels - Unsafe to perform gap measurement or inspection	<u>Y</u>	
63.640(n)(8)(i)	Applicability and Designation of Affected Source Overlap for Storage Vessels--Additional requirements for Kb storage vessels - Repair failure within 45 days or use extension	<u>Y</u>	
63.640(n)(8)(i)	Applicability and Designation of Affected Source Overlap for Storage Vessels--Additional requirements for Kb storage vessels - Report extension utilized	<u>Y</u>	
63.640(n)(8)(i)	Applicability and Designation of Affected Source Overlap for Storage Vessels--Additional requirements for Kb storage vessels - Submit Kb inspection records as part of CC Report	<u>Y</u>	
63.640(n)(8)(i)	Applicability and Designation of Affected Source Overlap for Storage Vessels--Additional requirements for Kb storage vessels - Rim seal inspection report	<u>Y</u>	
63.641	Definitions:	<u>Y</u>	
63.640(n)	Which rule governs for storage vessels subject to both Refinery MACT and NSPS subpart Kb?	63.640(n)(1) NSPS subpart Kb	<u>Y</u>
	Does Refinery MACT provide for EFR secondary seals to be pulled back or temporarily removed during NSPS Kb inspections of the primary seal?	63.640(n)(8)(i) YES	<u>Y</u>
	Does Refinery MACT provide for delay of NSPS Kb seal gap measurements due to unsafe conditions?	63.640(n)(8)(ii) YES – up to 30 days, or empty the tank within 45 days	<u>Y</u>

**Table IV – ~~CD Cluster 24F-302B~~
Source-specific Applicable Requirements
S278 – Tank A-278, ~~S698 – Tank A-698~~**

Applicable Requirement	Regulation Title or Description of Requirement	Federally Enforceable (Y/N)	Future Effective Date
	Does Refinery MACT provide for extensions of time to perform NSPS Kb inspections of unsafe tanks?	63.640(n)(8)(iii) YES— up to 2 extensions of 30 days each	Y
	Does Refinery MACT provide for extensions of time to repair defects found during NSPS Kb inspections?	63.640(n)(8)(iii) YES— up to 2 extensions of 30 days each	Y
	Does Refinery MACT provide for waiving the NSPS Kb prior-request requirement for extensions of time?	63.640(n)(8)(iii) YES	Y
	Does Refinery MACT provide for submitting NSPS Kb documentation of the need for an extension with the next semi-annual periodic report?	63.640(n)(8)(iv) YES	Y
	Does Refinery MACT provide for submitting reports of NSPS Kb inspection failures on the semi-annual periodic report schedule?	63.640(n)(8)(v) YES	Y
	Does Refinery MACT provide for not reporting the results of NSPS Kb inspections when there was no out-of-compliance (i.e., recordkeeping only)?	63.640(n)(8)(vi) YES	Y
NSPS Subpart Kb	Volatile Organic Liquid Storage Vessels REQUIREMENTS FOR INTERNAL FLOATING ROOF TANKS	Y	
60.112b(a)(1)	IFRT operating requirements: When landing the floating roof on its support legs, is the tank to be emptied & either refilled or degassed AS SOON AS POSSIBLE?	60.112b(a)(1)(i) YES	Y
	Temporary exemption from operating requirements while the internal floating roof is landed on its support legs? *	60.112b(a)(1)(i) EXEMPT	Y
	IFR Rim Seals: vapor-mounted primary seal: liquid-mounted primary seal: mechanical shoe primary seal:	60.112b(a)(1)(ii) OK with rim-mounted secondary OK alone OK alone	Y
	Must IFR vapor-mounted rim seals be continuous?	60.112b(a)(1)(ii)(B) REQUIRED	Y

**Table IV – ~~CD Cluster 24F-302B~~
Source-specific Applicable Requirements
S278 – Tank A-278, ~~S698 – Tank A-698~~**

Applicable Requirement	Regulation Title or Description of Requirement	Federally Enforceable (Y/N)	Future Effective Date
	IFR deck openings other than for vents to project into liquid?	60.112b(a)(1)(iii) REQUIRED	Y
	Deck openings (wells) other than for vents, drains, or legs to have covers that are kept closed except for access?	60.112b(a)(1)(iv) REQUIRED	Y
	IFR access hatch & gauge float well covers to be bolted closed?	60.112b(a)(1)(iv) REQUIRED	Y
	IFR well covers to be gasketed?	60.112b(a)(1)(iv) & (ix) REQUIRED	Y
	IFRT unslotted guidepoles to have a gasketed cap at the top of the pole?	60.112b(a)(1)(iv) Required per FR notices 65 FR 2336 (01/14/00) 65 FR 19891(04/13/00)	Y
	IFRT slotted guidepoles to have a deck cover gasket and pole wiper, and either an internal float or a pole sleeve?	60.112b(a)(1)(iv) Required per FR notices 65 FR 2336 (01/14/00) 65 FR 19891(04/13/00)	Y
	IFR auto. Bleeder vent (vacuum breaker) to be closed except when the deck is landed?	60.112b(a)(1)(v) REQUIRED	Y
	IFR vents to be gasketed?	60.112b(a)(1)(v) & (vi) REQUIRED	Y
	IFR rim space vents to remain closed except when the pressure setting is exceeded?	60.112b(a)(1)(vi) REQUIRED	Y
	IFR sample penetration to be a sample well with a slit fabric seal over 90% of the opening?	60.112b(a)(1)(vii) REQUIRED	Y
	IFR guidepole & column wells allowed a flexible fabric sleeve seal or a gasketed cover?	60.112b(a)(1)(viii) OK for columns	Y
60.113b(a)	IFR/CFR Internal Inspections: (up close visual inspection of the floating roof, seals, & fittings):	60.113b(a)(1) & (4) prior to initial fill, then every 10 years, including each emptying/degassing	Y
	Notification of Inspections: Are notifications of inspections to demonstrate initial compliance required; For IFR/CFR internal inspections:	60.113b(a)(1) & (5) Required- notifications & reports per Ongoing Reports	Y
	Shall there be no holes, tears, or openings in the IFR seals?	60.113b(a)(1), (2), & (4) REQUIRED	Y
	Is there to be no liquid on the internal floating roof?	60.113b(a)(2) REQUIRED	Y

**Table IV – ~~CD Cluster 24F-302B~~
Source-specific Applicable Requirements
S278 – Tank A-278, ~~S698 – Tank A-698~~**

Applicable Requirement	Regulation Title or Description of Requirement	Federally Enforceable (Y/N)	Future Effective Date
	Tank Top Visual Inspections (of IFR/CFR from manways and hatches of the fixed roof):	60.113b(a)(2) annually after initial fill	Y
	IFRT REPAIRS: Time allowed for repair of defects found during in-service inspections:	60.113b(a)(2) make repairs within 45 days	Y
	IFRT REPAIRS: If unable to repair, empty the tank & remove from service?	60.113b(a)(2) YES, within 45 days	Y
	EXTENSIONS OF TIME: If defects cannot be repaired & the IFRT cannot be emptied within 45 days?	60.113b(a)(2) 1 extension of 30 days, if needed *	Y
	Periodic Reports: IFR/CFR report to include prior request for 30-day extension, w/ documentation of need?	60.113b(a)(2) required *	Y
	Periodic Reports: Additional information to be included if an extension is utilized for an IFR/CFR:	60.113b(a)(2) document the reason for the extension *	Y
	OPTION: Does this rule allow an internal inspection every 5 years to replace both inspections noted above, if the IFR/CFR is equipped with a secondary seal?	60.113b(a)(3) & (4) YES	Y
	IFRT REPAIRS: Repair of defects if the tank is empty?	60.113b(a)(4) prior to refilling	Y
	Notification of Inspections: Is 30-day notice required for internal inspections of IFRTs & CFRTs (i.e., prior to filling or refilling); but a 7-day verbal notice acceptable if the event is unplanned?	60.113b(a)(5) REQUIRED	Y
60.115b	Recordkeeping for inspections: Keep inspection reports as specified.	60.115b Keep required records for 5 years	Y
	IFRT report to include:	60.115b(a)(1) description of control equipment	Y
60.115b(a)(2)-(5)	Records of IFR & CFR inspection reports:	60.115b(a)(2) all IFR inspections	Y

**Table IV – ~~CD Cluster 24F-302B~~
Source-specific Applicable Requirements
S278 – Tank A-278, ~~S698 – Tank A-698~~**

Applicable Requirement	Regulation Title or Description of Requirement	Federally Enforceable (Y/N)	Future Effective Date
	Periodic Reports: Report of IFR/CFR inspections that find out-of-compliance?	60.115b(a)(3) & (4) Required within 30 days for in-service inspections* (not required for out-of-service inspections)	Y
	Periodic Reports: Report of IFR/CFR inspection failures to include:	60.115b(a)(3) & (4) date of inspec, identification of tank, description of failure, & date of repair or emptying	Y
60.116b(a)	Applicability records: Time period for keeping records of applicability determination; unless specified otherwise.	60.116b(a) Keep required records for 5 years except as required by 60.116b(b)	Y
60.116b(b)	Applicability records: Records of dimensions & capacity required for nonexempt tanks?	60.116b(b) Required Keep record readily accessible for the life of the tank	Y
60.116b(e)	Applicability records: Additional recordkeeping requirements for certain tanks.	60.116b(e) identification & TVP of the stored product, if capacity ≥ 20,000 gallons. And TVP ≥ 2.2, OR capacity ≥ 40,000 gallons. And TVP ≥ 0.51 Keep record as long as the tank is in that service	Y
60.116b(e)	True vapor pressure (TVP) determination for applicability:	60.116b(e) maximum TVP of the stored liquid, based on highest calendar month average storage temperature	Y
NSPS Subpart A	New Source Performance Standards GENERAL PROVISIONS	Y	
60.7(a)	Initial Notification: Is initial notification of the source's existence required?	60.7(a)(1) notification within 30 days after begin construction	Y
	Report (document) having initially achieved compliance?	60.7(a)(3) 60.115b(a)(1) & (b)(1) within 15 days after initial fill	Y
	Notification of Compliance Status report:	60.7(a)(3) [cf. 60.115b(a)(1)&(b)(1)] notification within 15 days after startup	Y
	Initial Notification: Is initial notification required if tank becomes affected only as a result of a modification?	60.7(a)(4) notification 60 days or as soon as practicable before the change	Y

**Table IV – ~~CD Cluster 24F-302B~~
Source-specific Applicable Requirements
S278 – Tank A-278, ~~S698 – Tank A-698~~**

Applicable Requirement	Regulation Title or Description of Requirement	Federally Enforceable (Y/N)	Future Effective Date
60.7(f)	General recordkeeping requirements: Time period for keeping records, unless specified otherwise.	60.7(f) Keep all reports & notifications for 2 years	Y
	General recordkeeping requirements: Keep all reports and notification for the specified period of time.	60.7(f) required	Y
60.14(g)	Achieve compliance for: New Tanks (or tanks that become affected as a result of a change or modification)?	60.14(g) up to 180 days after modifications (otherwise prior to fill)	Y
BAAQMD Condition # 19528			
Part 1	Throughput limit (basis: Regulation 2-1-234.3, Regulation 2-1-403 Regulation 2-6-503)	Y	

**Table IV – ~~CE Cluster 24F-302C~~
Source-specific Applicable Requirements
S601 – Tank A-601**

Applicable Requirement	Regulation Title or Description of Requirement	Federally Enforceable (Y/N)	Future Effective Date
BAAQMD Reg 8 Rule 5	Organic Compounds – STORAGE OF ORGANIC LIQUIDS (11/27/02) (10/18/2006)		
8-5-100	General	Y	
8-5-101	Description	Y	
8-5-111	Limited Exemption, Tank Removal From and Return to Service	N	
8-5-111.1	Limited Exemption, Tank Removal From and Return to Service; Notice to the APCO	Y	
8-5-111.1.1	Limited Exemption, Tank Removal From and Return to Service; Notice to the APCO; 3 day prior notification	Y	
8-5-111.1.2	Limited Exemption, Tank Removal From and Return to Service; Notice to the APCO; Telephone notification	Y	

**Table IV – ~~CE Cluster 24F-302C~~
Source-specific Applicable Requirements
S601 – Tank A-601**

Applicable Requirement	Regulation Title or Description of Requirement	Federally Enforceable (Y/N)	Future Effective Date
8-5-111.2	Limited Exemption, Tank Removal From and Return to Service; Compliance before notification	N	
8-5-111.3	Limited Exemption, Tank Removal From and Return to Service; Floating roof tanks - continuous and quick filling, emptying and refilling	Y	
8-5-111.5	Limited Exemption, Tank Removal From and Return to Service; Minimization of emissions	N	
8-5-111.6	Limited Exemption, Tank Removal From and Return to Service; Written notice of completion not required	N	
8-5-112	Limited Exemption, Preventative Maintenance and Inspection of Tanks in Operation	N	
8-5-112.1	Limited Exemption, Preventative Maintenance and Inspection of Tanks in Operation; Notice to the APCO	Y	
8-5-112.1.1	Limited Exemption, Preventative Maintenance and Inspection of Tanks in Operation; Notice to the APCO; 3 day prior notification	Y	
8-5-112.1.2	Limited Exemption, Preventative Maintenance and Inspection of Tanks in Operation; Notice to the APCO; Telephone notification	Y	
8-5-112.2	Limited Exemption, Preventative Maintenance and Inspection of Tanks in Operation; Compliance and certification before commencement of work	N	
8-5-112.3	Limited Exemption, Preventative Maintenance and Inspection of Tanks in Operation; No product movement; minimization of emissions	Y	
8-5-112.4	Limited Exemption, Preventative Maintenance and Inspection of Tanks in Operation; Exemption does not exceed 7 days	N	
8-5-112.5	Limited Exemption, Preventative Maintenance and Inspection of Tanks in Operation; Self report if out of compliance during exemption period	N	
8-5-112.6	Limited Exemption, Preventative Maintenance and Inspection of Tanks in Operation; Keep records for each exemption	N	
8-5-112.6.1	Limited Exemption, Preventative Maintenance and Inspection of Tanks in Operation; Keep records for each exemption	N	
8-5-112.6.2	Limited Exemption, Preventative Maintenance and Inspection of Tanks in Operation; Keep records for each exemption	N	
8-5-112.6.3	Limited Exemption, Preventative Maintenance and Inspection of Tanks in Operation; Keep records for each exemption	N	
8-5-112.6.4	Limited Exemption, Preventative Maintenance and Inspection of Tanks in Operation; Keep records for each exemption	N	
8-5-117	Limited Exemption, Low Vapor Pressure	N	
8-5-119	Limited Exemption, Repair Period - Optional	N	

**Table IV – ~~CE Cluster 24F-302C~~
Source-specific Applicable Requirements
S601 – Tank A-601**

Applicable Requirement	Regulation Title or Description of Requirement	Federally Enforceable (Y/N)	Future Effective Date
8-5-119.1	Limited Exemption, Repair Period - Optional	N	
8-5-119.2	Limited Exemption, Repair Period - Optional	N	
8-5-119.3	Limited Exemption, Repair Period - Optional	N	
8-5-301	Storage Tank Control Requirements	N	
8-5-305	Requirements for Internal Floating roofs	N	
8-5-305.2	Requirements for Internal Floating roofs; Seals installed after 2/1/1993	Y	
8-5-305.3	Requirements for Internal Floating roofs; Viewports in fixed roof tank; not required if dome roof has translucent panels	Y	
8-5-305.4	Requirements for Internal Floating roofs; Tank fitting requirements	Y	
8-5-305.5	Requirements for Internal Floating roofs; Floating roof requirements	N	
8-5-305.6	Requirements for Internal Floating roofs; Tank shell	N	
8-5-320	Tank Fitting Requirements	N	
8-5-320.2	Floating Roof Tank Fitting Requirements; Projection below liquid surface	N	
8-5-320.3	Floating Roof Tank Fitting Requirements; Gasketed covers, seals, lids	N	
8-5-320.3.1	Floating Roof Tank Fitting Requirements; Gasketed covers, seals, lids - Gap requirements	Y	
8-5-320.3.2	Floating Roof Tank Fitting Requirements; Internal floating roof inaccessible opening requirements	Y	
8-5-320.5	Floating Roof Tank Fitting Requirements; Slotted sampling or gauging wells	N	
8-5-320.5.1	Floating Roof Tank Fitting Requirements; Slotted sampling or gauging wells -projection below liquid surface	Y	
8-5-320.5.2	Floating Roof Tank Fitting Requirements; Slotted sampling or gauging wells -cover, gasket, pole sleeve, pole wiper for EFR wells	N	
8-5-320.5.3	Floating Roof Tank Fitting Requirements; Slotted sampling or gauging wells-total secondary seal gap must include well gap	Y	
8-5-321	Primary Seal Requirements	N	
8-5-321.1	Primary Seal Requirements; No holes, tears, other openings	Y	
8-5-321.2	Primary Seal Requirements; The seal shall be metallic shoe or liquid mounted except as provided in 8-5-305.1.3	Y	
8-5-321.3	Primary Seal Requirements; Metallic-shoe-type seal requirements	N	

**Table IV – ~~CE Cluster 24F-302C~~
Source-specific Applicable Requirements
S601 – Tank A-601**

Applicable Requirement	Regulation Title or Description of Requirement	Federally Enforceable (Y/N)	Future Effective Date
8-5-321.3.1	Primary Seal Requirements; Metallic-shoe-type seal requirements--geometry of shoe	Y	
8-5-321.3.2	Primary Seal Requirements; Metallic-shoe-type seal requirements--welded tanks	Y	
8-5-321.4	Primary Seal Requirements; Resilient-toroid-type seal gap requirements	N	
8-5-322	Secondary Seal Requirements	N	
8-5-322.1	Secondary Seal Requirements; No holes, tears, other openings	Y	
8-5-322.2	Secondary Seal Requirements; Insertion of probes	Y	
8-5-322.5	Secondary Seal Requirements; Gap requirements for welded external floating roof tanks with seals installed after 9/4/1985	Y	
8-5-322.6	Secondary Seal Requirements; Extent of seal	Y	
8-5-328	Tank Degassing Requirements	N	
8-5-328.1	Tank Degassing Requirements; Tanks > 75 cubic meters	N	
8-5-328.2	Tank Degassing Requirements; Ozone Excess Day Prohibition	Y	
8-5-328.3	Tank Degassing Requirements; BAAQMD notification required	N	
8-5-331	Tank Cleaning Requirements	N	
8-5-331.1	Tank Cleaning Requirements; Cleaning material properties	N	
8-5-331.2	Tank Cleaning Requirements; Steam cleaning prohibition	N	
8-5-331.3	Tank Cleaning Requirements; Steam cleaning exceptions	N	
8-5-402	Inspection Requirements for Internal Floating Roof Tanks	N	
8-5-402.1	Inspection Requirements for Internal Floating Roof Tanks; Primary and Secondary Seal Inspections – Seal gaps	Y	
8-5-402.2	Inspection Requirements for Internal Floating Roof Tanks; Visual Inspection of Outer Most Seal	N	
8-5-402.3	Inspection Requirements for Internal Floating Roof Tanks; Tank Fitting Inspection	N	
8-5-404	Inspection, Abatement Efficiency Determination, and Source Test Reports	N	
8-5-411	Enhanced Monitoring Program (Optional)	N	
8-5-411.3	Enhanced Monitoring Program (Optional); Performance requirements	N	
8-5-501	Records	Y	
8-5-501.1	Records; Type and amounts of liquid, type of blanket gas, TVP - Retain 24 months	Y	
8-5-501.2	Records; Internal and External Floating Roof Tanks, Seal Replacement Records - Retain 10 years	Y	
8-5-501.3	Records; Retention	N	

**Table IV – ~~CE Cluster 24F-302C~~
Source-specific Applicable Requirements
S601 – Tank A-601**

Applicable Requirement	Regulation Title or Description of Requirement	Federally Enforceable (Y/N)	Future Effective Date
8-5-602	Analysis of Samples, True Vapor Pressure	Y	
8-5-604	Determination of Applicability Based on True Vapor Pressure	Y	
8-5-605	Measurement of Leak Concentration and Residual Concentrations	N	
8-5-605.1	Measurement of Leak Concentration and Residual Concentrations; EPA Method 21 Instrument	N	
8-5-605.2	Measurement of Leak Concentration and Residual Concentrations; Test Methods	N	
8-5-606	Analysis of Samples, Tank Cleaning Agents	N	
8-5-606.1	Analysis of Samples, Tank Cleaning Agents; IBP	N	
8-5-606.2	Analysis of Samples, Tank Cleaning Agents; TVP	N	
8-5-606.3	Analysis of Samples, Tank Cleaning Agents; VOC	N	
SIP Regulation 8 Rule 5	Organic Compounds - Storage of Organic Liquids (06/05/2003)		
8-5-111	Limited Exemption, Tank Removal From and Return to Service	Y	
8-5-111.1	Limited Exemption, Tank Removal From and Return to Service, Notification	Y	
8-5-111.1.1	Limited Exemption, Tank Removal From and Return to Service, Notification, 3 day prior notification	Y	
8-5-111.1.2	Limited Exemption, Tank Removal From and Return to Service, Notification, Telephone notification	Y	
8-5-111.2	Limited Exemption, Tank Removal From and Return to Service, Tank in compliance prior to notification	Y	
8-5-111.3	Limited Exemption, Tank Removal From and Return to Service, Floating roof tanks	Y	
8-5-111.5	Limited Exemption, Tank Removal From and Return to Service, Minimize emissions	Y	
8-5-111.6	Limited Exemption, Tank Removal From and Return to Service, Notice of completion not required	Y	
8-5-111.7	Limited Exemption, Tank Removal From and Return to Service, Satisfy requirements of 8-5-328	Y	
8-5-112	Limited Exemption, Tanks in Operation	Y	
8-5-112.1	Limited Exemption, Tanks in Operation, Notification	Y	
8-5-112.1.1	Limited Exemption, Tanks in Operation, Notification, 3 day prior notification	Y	
8-5-112.1.2	Limited Exemption, Tanks in Operation, Notification, Telephone notification	Y	

**Table IV – ~~CE Cluster 24F-302C~~
Source-specific Applicable Requirements
S601 – Tank A-601**

Applicable Requirement	Regulation Title or Description of Requirement	Federally Enforceable (Y/N)	Future Effective Date
8-5-112.2	Limited Exemption, Tanks in Operation, Tank in compliance prior to start of work. Certified per 8-5-404	Y	
8-5-112.3	Limited Exemption, Tanks in Operation, No product movement, Minimize emissions	Y	
8-5-112.4	Limited Exemption, Tanks in Operation, Not to exceed 7 days	Y	
8-5-117	Exemption, Low Vapor Pressure	Y	
8-5-301	Storage Tank Control Requirements	Y	
8-5-302	Requirements for Submerged Fill Pipes	Y	
8-5-303	Requirements for Pressure Vacuum Valve	Y	
8-5-305	Requirements for Internal Floating Roofs	Y	
8-5-305.5	Requirements for Internal Floating roofs; Floating roof requirements	Y	
8-5-320	Tank Fitting Requirements	Y	
8-5-320.2	Tank Fitting Requirements – Floating roof tanks, Gasketed covers, seals, lids – Projection below surface except p/v valves and vacuum breaker vents	Y	
8-5-320.3	Tank Fitting Requirements; Gasketed covers, seals, lids	Y	
8-5-320.5	Tank Fitting Requirements; Slotted sampling or gauging wells	Y	
8-5-320.5.2	Tank Fitting Requirements; Slotted sampling or gauging wells - cover, gasket, pole sleeve, pole wiper for EFR wells	Y	
8-5-321	Primary Seal Requirements	Y	
8-5-321.4	Primary Seal Requirements; Resilient-toroid-type seal gap requirements	Y	
8-5-322	Secondary Seal Requirements	Y	
8-5-328	Tank Degassing Requirements	Y	
8-5-328.1	Tank degassing requirements; Tanks > 75 cubic meters	Y	
8-5-328.1.2	Tank degassing requirements; Concentration of <10,000 ppm as methane after degassing	Y	
8-5-402	Inspection Requirements for Internal Floating Roof	Y	
8-5-402.2	Inspection Requirements for Internal Floating Roof Tanks; Visual Inspection of Outer Most Seal	Y	
8-5-402.3	Inspection Requirements for Internal Floating Roof Tanks; Tank Fitting Inspection	Y	
8-5-403	Inspection Requirements for Pressure Vacuum Valves	Y	
8-5-404	Certification	Y	
8-5-405	Information Required	Y	
8-5-405.1	Information required	Y	
8-5-405.2	Information required	Y	
8-5-405.3	Information required	Y	

**Table IV – ~~CE Cluster 24F-302C~~
Source-specific Applicable Requirements
S601 – Tank A-601**

Applicable Requirement	Regulation Title or Description of Requirement	Federally Enforceable (Y/N)	Future Effective Date
8-5-501	Records	Y	
8-5-502	Tank Degassing Annual Source Test Requirement	Y	
8-5-503	Portable Hydrocarbon Detector	Y	
<u>BAAQMD Regulation 10</u>	<u>Standards of Performance for New Stationary Sources incorporated by reference (02/16/2000)</u>		
<u>10-17</u>	<u>Subpart Kb – Standards of Performance for Storage Vessels for Petroleum Liquids for which Construction, Reconstruction, or Modification Commence After May 18, 1978, and Prior to July 23, 1984</u>	<u>Y</u>	
<u>BAAQMD Regulation 11, Rule 12</u>	<u>Hazardous Pollutants - National Emission Standard for Benzene Emissions From Benzene Transfer Operations and Benzene Waste Operations (Adopted 07/18/1990; Subpart FF last amended 01/05/1994)</u>	<u>Y</u>	
<u>40 CFR 60 Subpart Kb</u>	<u>NSPS – Standards of Performance for Storage Vessels for Petroleum Liquids for which Construction, Reconstruction, or Modification Commence After May 18, 1978, and Prior to July 23, 1984</u>	-	
<u>60.112b</u>	<u>Standard for Volatile Organic Compounds (VOC)</u>	<u>Y</u>	
<u>60.112b(a)</u>	<u>Standard for Volatile Organic Compounds (VOC); Requirement for tanks-- > 151 cu m with maximum TVP >=5.2 kPa and <76.6; or >= 75 cu m and < 151 cu m with maximum TVP >= 27.6 kPa and < 76.6 kPa</u>	<u>Y</u>	
<u>60.112b(a)(1)</u>	<u>Standard for Volatile Organic Compounds (VOC); Fixed roof with internal floating roof option</u>	<u>Y</u>	
<u>60.112b(a)(1)(i)</u>	<u>Standard for Volatile Organic Compounds (VOC); Internal floating roof requirements</u>	<u>Y</u>	
<u>60.112b(a)(1)(ii)</u>	<u>Standard for Volatile Organic Compounds (VOC); Internal floating roof seal requirements</u>	<u>Y</u>	
<u>60.112b(a)(1)(ii)(B)</u>	<u>Standard for Volatile Organic Compounds (VOC); Internal floating roof double seal option</u>	<u>Y</u>	
<u>60.112b(a)(1)(iii)</u>	<u>Standard for Volatile Organic Compounds (VOC); Internal floating roof openings-projections below roof surface</u>	<u>Y</u>	
<u>60.112b(a)(1)(iv)</u>	<u>Standard for Volatile Organic Compounds (VOC); Internal floating roof openings covers</u>	<u>Y</u>	
<u>60.112b(a)(1)(v)</u>	<u>Standard for Volatile Organic Compounds (VOC); Internal floating roof automatic bleeder vents</u>	<u>Y</u>	
<u>60.112b(a)(1)(vi)</u>	<u>Standard for Volatile Organic Compounds (VOC); Internal floating roof rim space vents</u>	<u>Y</u>	

**Table IV – ~~CE Cluster 24F-302C~~
Source-specific Applicable Requirements
S601 – Tank A-601**

Applicable Requirement	Regulation Title or Description of Requirement	Federally Enforceable (Y/N)	Future Effective Date
60.112b(a)(1)(vii)	Standard for Volatile Organic Compounds (VOC); Internal floating roof sampling penetrations	Y	
60.112b(a)(1)(viii)	Standard for Volatile Organic Compounds (VOC); Internal floating roof support column penetrations	Y	
60.112b(a)(1)(ix)	Standard for Volatile Organic Compounds (VOC); Internal floating roof ladder penetrations	Y	
60.113b	Testing and Procedures	Y	
60.113b(a)	Testing and Procedures; Internal floating roof	Y	
60.113b(a)(1)	Testing and Procedures; Internal floating roof visual inspection before	Y	
60.113b(a)(2)	Testing and Procedures; Internal floating roof tanks with liquid mounted or mechanical shoe primary seal, annual inspection	Y	
60.113b(a)(3)(ii)	Testing and Procedures; Internal floating roof with double seal system, annual inspection	Y	
60.113b(a)(4)	Testing and Procedures; Internal floating roof inspections after emptied and degassed – at least every 10 years	Y	
60.113b(a)(5)	Testing and Procedures; Internal floating roof, 30 day notification for filling after inspection	Y	
60.115b	Recordkeeping and Reporting Requirements	Y	
60.115b(a)	Reporting and Recordkeeping Requirements; 60.112b(a) internal floating	Y	
60.115b(a)(1)	Reporting and Recordkeeping Requirements; 60.112b(a) internal floating roof control equipment description and certification	Y	
60.115b(a)(2)	Reporting and Recordkeeping Requirements; 60.112b(a) internal floating roof inspection records	Y	
60.115b(a)(3)	Reporting and Recordkeeping Requirements; 60.112b(a) internal floating roof annual inspection defects report	Y	
60.115b(a)(4)	Reporting and Recordkeeping Requirements; 60.112b(a) internal floating roof double seal system inspection defects report	Y	
60.116b	Monitoring of Operations	Y	
60.116b(a)	Monitoring of Operations; Record retention	Y	
60.116b(b)	Monitoring of Operations; Permanent record requirements	Y	
60.116b(c)	Monitoring of Operations; VOL storage record requirements	Y	
60.116b(d)	Monitoring of Operations; Notify within 30 days when the maximum TVP is exceeded	Y	
60.116b(e)	Monitoring of Operations; Maximum true vapor pressure (TVP)	Y	
60.116b(e)(1)	Monitoring of Operations; TVP Determination Criteria	Y	
60.116b(e)(3)	Monitoring of Operations; Determine TVP	Y	
60.116b(e)(3)(i)	Monitoring of Operations; Determine TVP-other liquids-standard reference texts	Y	

**Table IV – ~~CE Cluster 24F-302C~~
Source-specific Applicable Requirements
S601 – Tank A-601**

Applicable Requirement	Regulation Title or Description of Requirement	Federally Enforceable (Y/N)	Future Effective Date
60.116b(e)(3)(ii)	Monitoring of Operations; Determine TVP-other liquids-ASTM method	Y	
60.116b(e)(3)(iii)	Monitoring of Operations; Determine TVP-other liquids-other approved measurement method	Y	
60.116b(e)(3)(iv)	Monitoring of Operations; Determine TVP-other liquids-other approved calculation method	Y	
60.116b(f)	Monitoring of Operations; Waste storage tanks (indeterminate or variable composition)	Y	
60.116b(f)(1)	Monitoring of Operations; Waste storage tanks-Determine maximum possible TVP	Y	
60.116b(f)(2)	Monitoring of Operations; Waste storage tanks-Vapor pressure tests	Y	
60.116b(f)(2)(i)	Monitoring of Operations; Waste storage tanks-Vapor pressure tests ASTM D 2879 method	Y	
60.116b(f)(2)(ii)	Monitoring of Operations; Waste storage tanks-Vapor pressure tests ASTM D 323 method	Y	
60.116b(f)(2)(iii)	Monitoring of Operations; Waste storage tanks-Vapor pressure tests-other approved method	Y	
40 CFR 63 Subpart CC	NESHAP for Source Categories - Petroleum Refineries (MACT) (06/03/2003) REQUIREMENTS FOR INTERNAL FLOATING ROOF TANKS ALSO SUBJECT TO NSPS Kb		
<i>Refinery MACT</i>	NESHAP for Petroleum Refineries REQUIREMENTS FOR TANKS ALSO SUBJECT TO NSPS Kb	Y	
63.640	Applicability	Y	
63.640(c)(3)	Wastewater streams and treatment operations associated with petroleum refining process units meeting the criteria of section 63.640(a)	Y	
63.640(n)	Applicability and Designation of Affected Source Overlap for Storage Vessels	Y	
63.640(n)(1)	Applicability and Designation of Affected Source Overlap for Storage Vessels--Existing Group 1 or Group 2 also subject to Kb only subject to Kb and 63.640(n)(8).	Y	
63.640(n)(8)	Applicability and Designation of Affected Source Overlap for Storage Vessels--Additional requirements for Kb storage vessels	Y	
63.640(n)(8)(i)	Applicability and Designation of Affected Source Overlap for Storage Vessels--Additional requirements for Kb storage vessels - Secondary Seal Exemption	Y	

**Table IV – ~~CE Cluster 24F-302C~~
Source-specific Applicable Requirements
S601 – Tank A-601**

Applicable Requirement	Regulation Title or Description of Requirement	Federally Enforceable (Y/N)	Future Effective Date
63.640(n)(8)(i)	Applicability and Designation of Affected Source Overlap for Storage Vessels--Additional requirements for Kb storage vessels - Unsafe to perform gap measurement or inspection	Y	
63.640(n)(8)(i)	Applicability and Designation of Affected Source Overlap for Storage Vessels--Additional requirements for Kb storage vessels - Repair failure within 45 days or use extension	Y	
63.640(n)(8)(i)	Applicability and Designation of Affected Source Overlap for Storage Vessels--Additional requirements for Kb storage vessels - Report extension utilized	Y	
63.640(n)(8)(v)	Applicability and Designation of Affected Source Overlap for Storage Vessels--Additional requirements for Kb storage vessels - Submit Kb inspection records as part of CC Report	Y	
63.640(n)(8)(vi)	Applicability and Designation of Affected Source Overlap for Storage Vessels--Additional requirements for Kb storage vessels - Rim seal inspection report	Y	
63.641	Definitions:	Y	
63.647	Wastewater Provisions	Y	
63.647(a)	Wastewater Provisions--Group 1 wastewater streams must comply with 61.340-61.355 (Subpart FF)	Y	
63.647(c)	Wastewater Provisions--Owners/operators required under subpart FF of 40 CFR part 61 to perform periodic measurement of benzene concentration in wastewater, etc., shall operate consistently with the permitted concentration or operating parameter values.	Y	
63.654	Reporting and Recordkeeping Requirements	Y	
63.654(a)	Reporting and Recordkeeping Requirements--Group 1 wastewater streams must comply with 61.356 and 61.357 (Subpart FF)	Y	
63.640(n)	Which rule governs for storage vessels subject to both Refinery MACT and NSPS subpart Kb?	N	
	Does Refinery MACT provide for EFR secondary seals to be pulled back or temporarily removed during NSPS Kb inspections of the primary seal?	N	
	Does Refinery MACT provide for delay of NSPS Kb seal gap measurements due to unsafe conditions?	N	
	Does Refinery MACT provide for extensions of time to perform NSPS Kb inspections of unsafe tanks?	N	
		63.640(n)(1) NSPS subpart Kb	
		63.640(n)(8)(i) YES	
		63.640(n)(8)(ii) YES—up to 30 days, or empty the tank within 45 days	
		63.640(n)(8)(iii) YES—up to 2 extensions of 30 days each	

**Table IV – ~~CE Cluster 24F-302C~~
Source-specific Applicable Requirements
S601 – Tank A-601**

Applicable Requirement	Regulation Title or Description of Requirement	Federally Enforceable (Y/N)	Future Effective Date
	Does Refinery MACT provide for extensions of time to repair defects found during NSPS Kb inspections?	63.640(n)(8)(iii) YES— up to 2 extensions of 30 days each	Y
	Does Refinery MACT provide for waiving the NSPS Kb prior-request requirement for extensions of time?	63.640(n)(8)(iii) YES	Y
	Does Refinery MACT provide for submitting NSPS Kb documentation of the need for an extension with the next semi-annual periodic report?	63.640(n)(8)(iv) YES	Y
	Does Refinery MACT provide for submitting reports of NSPS Kb inspection failures on the semi-annual periodic report schedule?	63.640(n)(8)(v) YES	Y
	Does Refinery MACT provide for not reporting the results of NSPS Kb inspections when there was no out of compliance (i.e., recordkeeping only)?	63.640(n)(8)(vi) YES	Y
NSPS Subpart Kb	Volatle Organic Liquid Storage Vessels REQUIREMENTS FOR INTERNAL FLOATING ROOF TANKS	Y	
60.112b(a)(1)	IFRT operating requirements: When landing the floating roof on its support legs, is the tank to be emptied & either refilled or degassed AS SOON AS POSSIBLE?	60.112b(a)(1)(i) YES	Y
	Temporary exemption from operating requirements while the internal floating roof is landed on its support legs? *	60.112b(a)(1)(i) EXEMPT	Y
	IFR Rim Seals: vapor-mounted primary seal: liquid-mounted primary seal: mechanical shoe primary seal:	60.112b(a)(1)(ii) OK with rim-mounted secondary OK alone OK alone	Y
	Must IFR vapor-mounted rim seals be continuous?	60.112b(a)(1)(ii)(B) REQUIRED	Y
	IFR deck openings other than for vents to project into liquid?	60.112b(a)(1)(iii) REQUIRED	Y

**Table IV – ~~CE Cluster 24F-302C~~
Source-specific Applicable Requirements
S601 – Tank A-601**

Applicable Requirement	Regulation Title or Description of Requirement	Federally Enforceable (Y/N)	Future Effective Date
	Deck openings (wells) other than for vents, drains, or legs to have covers that are kept closed except for access?	60.112b(a)(1)(iv) REQUIRED	Y
	IFR access hatch & gauge float well covers to be bolted closed?	60.112b(a)(1)(iv) REQUIRED	Y
	IFR well covers to be gasketed?	60.112b(a)(1)(iv) & (ix) REQUIRED	Y
	IFRT unslotted guidepoles to have a gasketed cap at the top of the pole?	60.112b(a)(1)(iv) Required per FR notices 65 FR 2336 (01/14/00) 65 FR 19891(04/13/00)	Y
	IFRT slotted guidepoles to have a deck cover gasket and pole wiper, and either an internal float or a pole sleeve?	60.112b(a)(1)(iv) Required per FR notices 65 FR 2336 (01/14/00) 65 FR 19891(04/13/00)	Y
	IFR auto. Bleeder vent (vacuum breaker) to be closed except when the deck is landed?	60.112b(a)(1)(v) REQUIRED	Y
	IFR vents to be gasketed?	60.112b(a)(1)(v) & (vi) REQUIRED	Y
	IFR rim space vents to remain closed except when the pressure setting is exceeded?	60.112b(a)(1)(vi) REQUIRED	Y
	IFR sample penetration to be a sample well with a slit fabric seal over 90% of the opening?	60.112b(a)(1)(vii) REQUIRED	Y
	IFR guidepole & column wells allowed a flexible fabric sleeve seal or a gasketed cover?	60.112b(a)(1)(viii) OK for columns	Y
60.113b(a)	IFR/CFR Internal Inspections: (up close visual inspection of the floating roof, seals, & fittings):	60.113b(a)(1) & (4) prior to initial fill, then every 10 years, including each emptying/degassing	Y
	Notification of Inspections: Are notifications of inspections to demonstrate initial compliance required; For IFR/CFR internal inspections:	60.113b(a)(1) & (5) Required- notifications & reports per Ongoing Reports	Y
	Shall there be no holes, tears, or openings in the IFR seals?	60.113b(a)(1), (2), & (4) REQUIRED	Y
	Is there to be no liquid on the internal floating roof?	60.113b(a)(2) REQUIRED	Y
	Tank Top Visual Inspections (of IFR/CFR from manways and hatches of the fixed roof):	60.113b(a)(2) annually after initial fill	Y

**Table IV – ~~CE Cluster 24F-302C~~
Source-specific Applicable Requirements
S601 – Tank A-601**

Applicable Requirement	Regulation Title or Description of Requirement	Federally Enforceable (Y/N)	Future Effective Date
	IFRT REPAIRS: Time allowed for repair of defects found during in-service inspections:	60.113b(a)(2) make repairs within 45 days	Y
	IFRT REPAIRS: If unable to repair, empty the tank & remove from service?	60.113b(a)(2) YES, within 45 days	Y
	EXTENSIONS OF TIME: If defects cannot be repaired & the IFRT cannot be emptied within 45 days?	60.113b(a)(2) 1 extension of 30 days, if needed *	Y
	Periodic Reports: IFR/CFR report to include prior request for 30-day extension, w/ documentation of need?	60.113b(a)(2) required *	Y
	Periodic Reports: Additional information to be included if an extension is utilized for an IFR/CFR:	60.113b(a)(2) document the reason for the extension *	Y
	OPTION: Does this rule allow an internal inspection every 5 years to replace <u>both</u> inspections noted above, if the IFR/CFR is equipped with a secondary seal?	60.113b(a)(3) & (4) YES	Y
	IFRT REPAIRS: Repair of defects if the tank is empty?	60.113b(a)(4) prior to refilling	Y
	Notification of Inspections: Is 30-day notice required for internal inspections of IFRTs & CFRTs (i.e., prior to filling or refilling); but a 7-day verbal notice acceptable if the event is unplanned?	60.113b(a)(5) REQUIRED	Y
60.115b	Recordkeeping for inspections: Keep inspection reports as specified.	60.115b Keep required records for 5 years	Y
	IFRT report to include:	60.115b(a)(1) description of control equipment	Y
60.115b(a)(2)-(5)	Records of IFR & CFR inspection reports:	60.115b(a)(2) all IFR inspections	Y

**Table IV – ~~CE Cluster 24F-302C~~
Source-specific Applicable Requirements
S601 – Tank A-601**

Applicable Requirement	Regulation Title or Description of Requirement	Federally Enforceable (Y/N)	Future Effective Date
	Periodic Reports: Report of IFR/CFR inspections that find out-of-compliance?	60.115b(a)(3) & (4) Required within 30 days for in-service inspections* (not required for out-of-service inspections)	Y
	Periodic Reports: Report of IFR/CFR inspection failures to include:	60.115b(a)(3) & (4) date of inspec, identification of tank, description of failure, & date of repair or emptying	Y
60.116b(a)	Applicability records: Time period for keeping records of applicability determination; unless specified otherwise.	60.116b(a) Keep required records for 5 years except as required by 60.116b(b)	Y
60.116b(b)	Applicability records: Records of dimensions & capacity required for nonexempt tanks?	60.116b(b) Required Keep record readily accessible for the life of the tank	Y
60.116b(e)	Applicability records: Additional recordkeeping requirements for certain tanks.	60.116b(e) identification & TVP of the stored product, if capacity ≥ 20,000 gallons. And TVP ≥ 2.2, OR capacity ≥ 40,000 gallons. And TVP ≥ 0.51 Keep record as long as the tank is in that service	Y
60.116b(e)	True vapor pressure (TVP) determination for applicability:	60.116b(e) maximum TVP of the stored liquid, based on highest calendar month average storage temperature	Y
NSPS Subpart A	New Source Performance Standards GENERAL PROVISIONS		Y
60.7(a)	Initial Notification: Is initial notification of the source's existence required?	60.7(a)(1) notification within 30 days after begin construction	Y
	Report (document) having initially achieved compliance?	60.7(a)(3) 60.115b(a)(1) & (b)(1) within 15 days after initial fill	Y
	Notification of Compliance Status report:	60.7(a)(3) [cf. 60.115b(a)(1)&(b)(1)] notification within 15 days after startup	Y
	Initial Notification: Is initial notification required if tank becomes affected only as a result of a modification?	60.7(a)(4) notification 60 days or as soon as practicable before the change	Y

**Table IV – ~~CE Cluster 24F-302C~~
Source-specific Applicable Requirements
S601 – Tank A-601**

Applicable Requirement	Regulation Title or Description of Requirement	Federally Enforceable (Y/N)	Future Effective Date
60.7(f)	General recordkeeping requirements: Time period for keeping records, unless specified otherwise.	60.7(f) Keep all reports & notifications for 2 years	Y
	General recordkeeping requirements: Keep all reports and notification for the specified period of time.	60.7(f) required	Y
60.14(g)	Achieve compliance for: New Tanks (or tanks that become affected as a result of a change or modification)?	60.14(g) up to 180 days after modifications (otherwise prior to fill)	Y
NESHAPS Title 40 CFR Part 61 Subpart FF	NESHAPS, Benzene Waste Operations (01/07/199312/04/2003)		
61.340	Applicability	Y	
61.340(a)	Applicability: Chemical Manufacturing, Coke by-product recovery, petroleum refineries	Y	
61.350	Delay of repair	Y	
61.350(a)	Delay of Repair: Allowed if technically impossible without complete or partial facility or unit shutdown.	Y	
61.350(b)	Delay of Repair: Repair shall occur before the end of the next facility or unit shutdown	Y	
61.351	Alternative standards for tanks	Y	
61.351(a)	As an alternative to 61.343, an owner or operator may elect to comply with one of the following:	Y	
61.351(a)(1)	Fixed roof and internal floating roof meeting 60.112b(a)(1)	Y	
61.351(a)(2)	An external floating roof meeting 60.112b(a)(2)	Y	
61.356	Recordkeeping Requirements	Y	
61.356(k)	Recordkeeping Requirements: 61.351 control equipment must comply with 60.115b	Y	
61.356(a)	Recordkeeping and retention requirements	Y	
61.356(b)	Waste stream records	Y	
61.356(b)(1)	Uncontrolled Waste Stream Records	Y	
61.356(b)(4)	Treat to 6 Waste Stream Records	Y	
61.356(e)	Offsite Waste Transfer Records	Y	
61.357	Reporting Requirements	Y	
61.357(d)	Reporting Requirements: Facilities with 10 Mg/yr or more total benzene in waste	Y	
61.357(e)	Reporting Requirements: Notification required for election to comply with 61.351 or 61.352 alternative standards.	Y	

**Table IV – ~~CE Cluster 24F-302C~~
Source-specific Applicable Requirements
S601 – Tank A-601**

Applicable Requirement	Regulation Title or Description of Requirement	Federally Enforceable (Y/N)	Future Effective Date
BAAQMD Condition # 7144	<u>Permit Conditions</u>		
Part 1	<u>Design specifications (basis: Reg. 8-5, cumulative increase)</u>	Y	
Part 2	<u>Requirement to notify the District regarding tank seals (basis: Reg. 8-5, cumulative increase)</u>	Y	
BAAQMD Condition # 19528			
Part 1	<u>Throughput limit (basis: Regulation 2-1-234.3, Regulation 2-1-403 Regulation 2-6-503)</u>	Y	

**Table IV – ~~CEa Cluster 24F-302A~~
Source-specific Applicable Requirements
S1485 Tank A-870**

Applicable Requirement	Regulation Title or Description of Requirement	Federally Enforceable (Y/N)	Future Effective Date
BAAQMD Reg 8 Rule 5	Organic Compounds - STORAGE OF ORGANIC LIQUIDS <u>(11/27/02/10/18/2006) Requirements for Internal Floating Roof Tanks</u>		
<u>8-5-100</u>	<u>General</u>	Y	
<u>8-5-101</u>	<u>Description</u>	Y	
<u>8-5-111</u>	<u>Limited Exemption, Tank Removal From and Return to Service</u>	N	
<u>8-5-111.1</u>	<u>Limited Exemption, Tank Removal From and Return to Service; Notice to the APCO</u>	Y	
<u>8-5-111.1.1</u>	<u>Limited Exemption, Tank Removal From and Return to Service; Notice to the APCO; 3 day prior notification</u>	Y	
<u>8-5-111.1.2</u>	<u>Limited Exemption, Tank Removal From and Return to Service; Notice to the APCO; Telephone notification</u>	Y	
<u>8-5-111.2</u>	<u>Limited Exemption, Tank Removal From and Return to Service; Compliance before notification</u>	N	
<u>8-5-111.3</u>	<u>Limited Exemption, Tank Removal From and Return to Service; Floating roof tanks - continuous and quick filling, emptying and refilling</u>	Y	

**Table IV – ~~CEa Cluster 24F-302A~~
Source-specific Applicable Requirements
S1485 Tank A-870**

Applicable Requirement	Regulation Title or Description of Requirement	Federally Enforceable (Y/N)	Future Effective Date
8-5-111.5	Limited Exemption, Tank Removal From and Return to Service; Minimization of emissions	N	
8-5-111.6	Limited Exemption, Tank Removal From and Return to Service; Written notice of completion not required	N	
8-5-112	Limited Exemption, Preventative Maintenance and Inspection of Tanks in Operation	N	
8-5-112.1	Limited Exemption, Preventative Maintenance and Inspection of Tanks in Operation; Notice to the APCO	Y	
8-5-112.1.1	Limited Exemption, Preventative Maintenance and Inspection of Tanks in Operation; Notice to the APCO; 3 day prior notification	Y	
8-5-112.1.2	Limited Exemption, Preventative Maintenance and Inspection of Tanks in Operation; Notice to the APCO; Telephone notification	Y	
8-5-112.2	Limited Exemption, Preventative Maintenance and Inspection of Tanks in Operation; Compliance and certification before commencement of work	N	
8-5-112.3	Limited Exemption, Preventative Maintenance and Inspection of Tanks in Operation; No product movement; minimization of emissions	Y	
8-5-112.4	Limited Exemption, Preventative Maintenance and Inspection of Tanks in Operation; Exemption does not exceed 7 days	N	
8-5-112.5	Limited Exemption, Preventative Maintenance and Inspection of Tanks in Operation; Self report if out of compliance during exemption period	N	
8-5-112.6	Limited Exemption, Preventative Maintenance and Inspection of Tanks in Operation; Keep records for each exemption	N	
8-5-112.6.1	Limited Exemption, Preventative Maintenance and Inspection of Tanks in Operation; Keep records for each exemption	N	
8-5-112.6.2	Limited Exemption, Preventative Maintenance and Inspection of Tanks in Operation; Keep records for each exemption	N	
8-5-112.6.3	Limited Exemption, Preventative Maintenance and Inspection of Tanks in Operation; Keep records for each exemption	N	
8-5-112.6.4	Limited Exemption, Preventative Maintenance and Inspection of Tanks in Operation; Keep records for each exemption	N	
8-5-117	Limited Exemption, Low Vapor Pressure	N	
8-5-119	Limited Exemption, Repair Period - Optional	N	
8-5-119.1	Limited Exemption, Repair Period - Optional	N	
8-5-119.2	Limited Exemption, Repair Period - Optional	N	
8-5-119.3	Limited Exemption, Repair Period - Optional	N	
8-5-301	Storage Tank Control Requirements	N	
8-5-305	Requirements for Internal Floating roofs	N	

**Table IV – ~~CEa Cluster 24F-302A~~
Source-specific Applicable Requirements
S1485 Tank A-870**

Applicable Requirement	Regulation Title or Description of Requirement	Federally Enforceable (Y/N)	Future Effective Date
8-5-305.2	Requirements for Internal Floating roofs; Seals installed after 2/1/1993	<u>Y</u>	
8-5-305.3	Requirements for Internal Floating roofs; Viewports in fixed roof tank; not required if dome roof has translucent panels	<u>Y</u>	
8-5-305.4	Requirements for Internal Floating roofs; Tank fitting requirements	<u>Y</u>	
8-5-305.5	Requirements for Internal Floating roofs; Floating roof requirements	<u>N</u>	
8-5-305.6	Requirements for Internal Floating roofs; Tank shell	<u>N</u>	
8-5-320	Tank Fitting Requirements	<u>N</u>	
8-5-320.2	Floating Roof Tank Fitting Requirements; Projection below liquid surface	<u>N</u>	
8-5-320.3	Floating Roof Tank Fitting Requirements; Gasketed covers, seals, lids	<u>N</u>	
8-5-320.3.1	Floating Roof Tank Fitting Requirements; Gasketed covers, seals, lids - Gap requirements	<u>Y</u>	
8-5-320.3.2	Floating Roof Tank Fitting Requirements; Internal floating roof inaccessible opening requirements	<u>Y</u>	
8-5-320.5	Floating Roof Tank Fitting Requirements; Slotted sampling or gauging wells	<u>N</u>	
8-5-320.5.1	Floating Roof Tank Fitting Requirements; Slotted sampling or gauging wells -projection below liquid surface	<u>Y</u>	
8-5-320.5.2	Floating Roof Tank Fitting Requirements; Slotted sampling or gauging wells -cover, gasket, pole sleeve, pole wiper for EFR wells	<u>N</u>	
8-5-320.5.3	Floating Roof Tank Fitting Requirements; Slotted sampling or gauging wells-total secondary seal gap must include well gap	<u>Y</u>	
8-5-321	Primary Seal Requirements	<u>N</u>	
8-5-321.1	Primary Seal Requirements; No holes, tears, other openings	<u>Y</u>	
8-5-321.2	Primary Seal Requirements; The seal shall be metallic shoe or liquid mounted except as provided in 8-5-305.1.3	<u>Y</u>	
8-5-321.3	Primary Seal Requirements; Metallic-shoe-type seal requirements	<u>N</u>	
8-5-321.3.1	Primary Seal Requirements; Metallic-shoe-type seal requirements--geometry of shoe	<u>Y</u>	
8-5-321.3.2	Primary Seal Requirements; Metallic-shoe-type seal requirements--welded tanks	<u>Y</u>	
8-5-321.4	Primary Seal Requirements; Resilient-toroid-type seal gap requirements	<u>N</u>	
8-5-322	Secondary Seal Requirements	<u>N</u>	
8-5-322.1	Secondary Seal Requirements; No holes, tears, other openings	<u>Y</u>	

**Table IV – ~~CEa Cluster 24F-302A~~
Source-specific Applicable Requirements
S1485 Tank A-870**

Applicable Requirement	Regulation Title or Description of Requirement	Federally Enforceable (Y/N)	Future Effective Date
8-5-322.2	Secondary Seal Requirements; Insertion of probes	<u>Y</u>	
8-5-322.5	Secondary Seal Requirements; Gap requirements for welded external floating roof tanks with seals installed after 9/4/1985	<u>Y</u>	
8-5-322.6	Secondary Seal Requirements; Extent of seal	<u>Y</u>	
8-5-328	Tank Degassing Requirements	<u>N</u>	
8-5-328.1	Tank Degassing Requirements; Tanks > 75 cubic meters	<u>N</u>	
8-5-328.2	Tank Degassing Requirements; Ozone Excess Day Prohibition	<u>Y</u>	
8-5-328.3	Tank Degassing Requirements; BAAQMD notification required	<u>N</u>	
8-5-331	Tank Cleaning Requirements	<u>N</u>	
8-5-331.1	Tank Cleaning Requirements; Cleaning material properties	<u>N</u>	
8-5-331.2	Tank Cleaning Requirements; Steam cleaning prohibition	<u>N</u>	
8-5-331.3	Tank Cleaning Requirements; Steam cleaning exceptions	<u>N</u>	
8-5-402	Inspection Requirements for Internal Floating Roof Tanks	<u>N</u>	
8-5-402.1	Inspection Requirements for Internal Floating Roof Tanks; Primary and Secondary Seal Inspections – Seal gaps	<u>Y</u>	
8-5-402.2	Inspection Requirements for Internal Floating Roof Tanks; Visual Inspection of Outer Most Seal	<u>N</u>	
8-5-402.3	Inspection Requirements for Internal Floating Roof Tanks; Tank Fitting Inspection	<u>N</u>	
8-5-404	Inspection, Abatement Efficiency Determination, and Source Test Reports	<u>N</u>	
8-5-411	Enhanced Monitoring Program (Optional)	<u>N</u>	
8-5-411.3	Enhanced Monitoring Program (Optional); Performance requirements	<u>N</u>	
8-5-501	Records	<u>Y</u>	
8-5-501.1	Records; Type and amounts of liquid, type of blanket gas, TVP - Retain 24 months	<u>Y</u>	
8-5-501.2	Records; Internal and External Floating Roof Tanks, Seal Replacement Records - Retain 10 years	<u>Y</u>	
8-5-501.3	Records; Retention	<u>N</u>	
8-5-602	Analysis of Samples, True Vapor Pressure	<u>Y</u>	
8-5-604	Determination of Applicability Based on True Vapor Pressure	<u>Y</u>	
8-5-605	Measurement of Leak Concentration and Residual Concentrations	<u>N</u>	
8-5-605.1	Measurement of Leak Concentration and Residual Concentrations; EPA Method 21 Instrument	<u>N</u>	
8-5-605.2	Measurement of Leak Concentration and Residual Concentrations; Test Methods	<u>N</u>	

**Table IV – ~~CEa Cluster 24F-302A~~
Source-specific Applicable Requirements
S1485 Tank A-870**

Applicable Requirement	Regulation Title or Description of Requirement	Federally Enforceable (Y/N)	Future Effective Date
8-5-606	Analysis of Samples, Tank Cleaning Agents	<u>N</u>	
8-5-606.1	Analysis of Samples, Tank Cleaning Agents: IBP	<u>N</u>	
8-5-606.2	Analysis of Samples, Tank Cleaning Agents: TVP	<u>N</u>	
8-5-606.3	Analysis of Samples, Tank Cleaning Agents: VOC	<u>N</u>	
SIP Regulation 8 Rule 5	Organic Compounds - Storage of Organic Liquids (06/05/2003)		
8-5-111	Limited Exemption, Tank Removal From and Return to Service	Y	
8-5-111.1	Limited Exemption, Tank Removal From and Return to Service, Notification	Y	
8-5-111.1.1	Limited Exemption, Tank Removal From and Return to Service, Notification, 3 day prior notification	Y	
8-5-111.1.2	Limited Exemption, Tank Removal From and Return to Service, Notification, Telephone notification	Y	
8-5-111.2	Limited Exemption, Tank Removal From and Return to Service, Tank in compliance prior to notification	Y	
8-5-111.3	Limited Exemption, Tank Removal From and Return to Service, Floating roof tanks	Y	
8-5-111.5	Limited Exemption, Tank Removal From and Return to Service, Minimize emissions	Y	
8-5-111.6	Limited Exemption, Tank Removal From and Return to Service, Notice of completion not required	Y	
8-5-111.7	Limited Exemption, Tank Removal From and Return to Service, Satisfy requirements of 8-5-328	Y	
8-5-112	Limited Exemption, Tanks in Operation	Y	
8-5-112.1	Limited Exemption, Tanks in Operation, Notification	Y	
8-5-112.1.1	Limited Exemption, Tanks in Operation, Notification, 3 day prior notification	Y	
8-5-112.1.2	Limited Exemption, Tanks in Operation, Notification, Telephone notification	Y	
8-5-112.2	Limited Exemption, Tanks in Operation, Tank in compliance prior to start of work. Certified per 8-5-404	Y	
8-5-112.3	Limited Exemption, Tanks in Operation, No product movement, Minimize emissions	Y	
8-5-112.4	Limited Exemption, Tanks in Operation, Not to exceed 7 days	Y	
8-5-117	Exemption, Low Vapor Pressure	<u>Y</u>	
8-5-301	Storage Tank Control Requirements	Y	
8-5-302	Requirements for Submerged Fill Pipes	Y	
8-5-303	Requirements for Pressure Vacuum Valve	Y	

**Table IV – ~~CEa Cluster 24F-302A~~
Source-specific Applicable Requirements
S1485 Tank A-870**

Applicable Requirement	Regulation Title or Description of Requirement	Federally Enforceable (Y/N)	Future Effective Date
8-5-305	Requirements for Internal Floating Roofs	Y	
8-5-305.5	Requirements for Internal Floating roofs; Floating roof requirements	Y	
8-5-320	Tank Fitting Requirements	Y	
8-5-320.2	Tank Fitting Requirements – Floating roof tanks, Gasketed covers, seals, lids – Projection below surface except p/v valves and vacuum breaker vents	Y	
8-5-320.3	Tank Fitting Requirements; Gasketed covers, seals, lids	Y	
8-5-320.5	Tank Fitting Requirements; Slotted sampling or gauging wells	Y	
8-5-320.5.2	Tank Fitting Requirements; Slotted sampling or gauging wells - cover, gasket, pole sleeve, pole wiper for EFR wells	Y	
8-5-321	Primary Seal Requirements	Y	
8-5-321.4	Primary Seal Requirements; Resilient-toroid-type seal gap requirements	Y	
8-5-322	Secondary Seal Requirements	Y	
8-5-328	Tank Degassing Requirements	Y	
8-5-328.1	Tank degassing requirements; Tanks > 75 cubic meters	Y	
8-5-328.1.2	Tank degassing requirements; Concentration of <10,000 ppm as methane after degassing	Y	
8-5-402	Inspection Requirements for Internal Floating Roof	Y	
8-5-402.2	Inspection Requirements for Internal Floating Roof Tanks; Visual Inspection of Outer Most Seal	Y	
8-5-402.3	Inspection Requirements for Internal Floating Roof Tanks; Tank Fitting Inspection	Y	
8-5-403	Inspection Requirements for Pressure Vacuum Valves	Y	
8-5-404	Certification	Y	
8-5-405	Information Required	Y	
8-5-405.1	Information required	Y	
8-5-405.2	Information required	Y	
8-5-405.3	Information required	Y	
8-5-501	Records	Y	
8-5-502	Tank Degassing Annual Source Test Requirement	Y	
8-5-503	Portable Hydrocarbon Detector	Y	
BAAQMD Regulation 10	Standards of Performance for New Stationary Sources incorporated by reference (02/16/2000)		

**Table IV – ~~CEa Cluster 24F-302A~~
Source-specific Applicable Requirements
S1485 Tank A-870**

Applicable Requirement	Regulation Title or Description of Requirement	Federally Enforceable (Y/N)	Future Effective Date
10-17	Subpart Kb – Standards of Performance for Storage Vessels for Petroleum Liquids for which Construction, Reconstruction, or Modification Commence After May 18, 1978, and Prior to July 23, 1984	Y	
40 CFR 60 Subpart Kb	NSPS – Standards of Performance for Storage Vessels for Petroleum Liquids for which Construction, Reconstruction, or Modification Commence After May 18, 1978, and Prior to July 23, 1984	-	
60.110b	Applicability and Designation of Affected Facility	Y	
60.110b(a)	Applicability and Designation of Affected Facility: Volatile organic liquid storage vessels > or = to 75 cu m, after 7/23/1984	Y	
60.110b(b)	Applicability and Designation of Affected Facility – Exemption for low vapor pressure: NSPS Kb does not apply to vessels with capacity > 151 cu m and TVP < 3.5 kPa or to vessels with capacity >= 75 cu m and <= 151 cu m and TVP < 15.0 kPa.	Y	
60.112b	Standard for Volatile Organic Compounds (VOC)	Y	
60.112b(a)	Standard for Volatile Organic Compounds (VOC); Requirement for tanks-- > 151 cu m with maximum TVP >=5.2 kPa and <76.6; or >= 75 cu m and < 151 cu m with maximum TVP >= 27.6 kPa and < 76.6 kPa	Y	
60.112b(a)(1)	Standard for Volatile Organic Compounds (VOC); Fixed roof with internal floating roof option	Y	
60.112b(a)(1)(i)	Standard for Volatile Organic Compounds (VOC); Internal floating roof requirements	Y	
60.112b(a)(1)(ii)	Standard for Volatile Organic Compounds (VOC); Internal floating roof seal requirements	Y	
60.112b(a)(1)(ii)(B)	Standard for Volatile Organic Compounds (VOC); Internal floating roof double seal option	Y	
60.112b(a)(1)(iii)	Standard for Volatile Organic Compounds (VOC); Internal floating roof openings-projections below roof surface	Y	
60.112b(a)(1)(iv)	Standard for Volatile Organic Compounds (VOC); Internal floating roof openings covers	Y	
60.112b(a)(1)(v)	Standard for Volatile Organic Compounds (VOC); Internal floating roof automatic bleeder vents	Y	
60.112b(a)(1)(vi)	Standard for Volatile Organic Compounds (VOC); Internal floating roof rim space vents	Y	
60.112b(a)(1)(vii)	Standard for Volatile Organic Compounds (VOC); Internal floating roof sampling penetrations	Y	
60.112b(a)(1)(viii)	Standard for Volatile Organic Compounds (VOC); Internal floating roof support column penetrations	Y	

**Table IV – ~~CEa Cluster 24F-302A~~
Source-specific Applicable Requirements
S1485 Tank A-870**

Applicable Requirement	Regulation Title or Description of Requirement	Federally Enforceable (Y/N)	Future Effective Date
60.112b(a)(1)(ix)	Standard for Volatile Organic Compounds (VOC); Internal floating roof ladder penetrations	Y	
60.113b	Testing and Procedures	Y	
60.113b(a)	Testing and Procedures; Internal floating roof	Y	
60.113b(a)(1)	Testing and Procedures; Internal floating roof visual inspection before	Y	
60.113b(a)(2)	Testing and Procedures; Internal floating roof tanks with liquid mounted or mechanical shoe primary seal, annual inspection	Y	
60.113b(a)(3)(ii)	Testing and Procedures; Internal floating roof with double seal system, annual inspection	Y	
60.113b(a)(4)	Testing and Procedures; Internal floating roof inspections after emptied and degassed – at least every 10 years	Y	
60.113b(a)(5)	Testing and Procedures; Internal floating roof, 30 day notification for filling after inspection	Y	
60.115b	Recordkeeping and Reporting Requirements	Y	
60.115b(a)	Reporting and Recordkeeping Requirements; 60.112b(a) internal floating	Y	
60.115b(a)(1)	Reporting and Recordkeeping Requirements; 60.112b(a) internal floating roof control equipment description and certification	Y	
60.115b(a)(2)	Reporting and Recordkeeping Requirements; 60.112b(a) internal floating roof inspection records	Y	
60.115b(a)(3)	Reporting and Recordkeeping Requirements; 60.112b(a) internal floating roof annual inspection defects report	Y	
60.115b(a)(4)	Reporting and Recordkeeping Requirements; 60.112b(a) internal floating roof double seal system inspection defects report	Y	
60.116b	Monitoring of Operations	Y	
60.116b(a)	Monitoring of Operations; Record retention	Y	
60.116b(b)	Monitoring of Operations; Permanent record requirements	Y	
60.116b(c)	Monitoring of Operations; VOL storage record requirements	Y	
60.116b(d)	Monitoring of Operations; Notify within 30 days when the maximum TVP is exceeded	Y	
60.116b(e)	Monitoring of Operations; Maximum true vapor pressure (TVP)	Y	
60.116b(e)(1)	Monitoring of Operations; TVP Determination Criteria	Y	
60.116b(e)(2)	Monitoring of Operations; TVP Determination Criteria, Crude Oil	Y	
60.116b(e)(2)(i)	Monitoring of Operations; Determine TVP-crude oil or refined petroleum products by API method	Y	
60.116b(e)(2)(ii)	Monitoring of Operations; Determine TVP-crude oil or refined petroleum products other than API method	Y	
60.116b(e)(3)	Monitoring of Operations; Determine TVP	Y	

**Table IV – ~~CEa Cluster 24F-302A~~
Source-specific Applicable Requirements
S1485 Tank A-870**

Applicable Requirement	Regulation Title or Description of Requirement	Federally Enforceable (Y/N)	Future Effective Date
60.116b(e)(3)(i)	Monitoring of Operations; Determine TVP-other liquids-standard reference texts	Y	
60.116b(e)(3)(ii)	Monitoring of Operations; Determine TVP-other liquids-ASTM method	Y	
60.116b(e)(3)(iii)	Monitoring of Operations; Determine TVP-other liquids-other approved measurement method	Y	
60.116b(e)(3)(iv)	Monitoring of Operations; Determine TVP-other liquids-other approved calculation method	Y	
40 CFR 63 Subpart CC Refinery MACT	NESHAP for Source Categories - Petroleum Refineries (MACT) (06/03/2003) REQUIREMENTS FOR INTERNAL FLOATING ROOF TANKS ALSO SUBJECT TO NSPS Kb	N	
63.640	Applicability	Y	
63.640(c)(2)	Applicability and Designation of Storage Vessels	Y	
63.640(n)	Applicability and Designation of Affected Source Overlap for Storage Vessels	Y	
63.640(n)(1)	Applicability and Designation of Affected Source Overlap for Storage Vessels--Existing Group 1 or Group 2 also subject to Kb only subject to Kb and 63.640(n)(8).	Y	
63.640(n)(8)	Applicability and Designation of Affected Source Overlap for Storage Vessels--Additional requirements for Kb storage vessels	Y	
63.640(n)(8)(j)	Applicability and Designation of Affected Source Overlap for Storage Vessels--Additional requirements for Kb storage vessels - Secondary Seal Exemption	Y	
63.640(n)(8)(i)	Applicability and Designation of Affected Source Overlap for Storage Vessels--Additional requirements for Kb storage vessels - Unsafe to perform gap measurement or inspection	Y	
63.640(n)(8)(i)	Applicability and Designation of Affected Source Overlap for Storage Vessels--Additional requirements for Kb storage vessels - Repair failure within 45 days or use extension	Y	
63.640(n)(8)(i)	Applicability and Designation of Affected Source Overlap for Storage Vessels--Additional requirements for Kb storage vessels - Report extension utilized	Y	
63.640(n)(8)(v)	Applicability and Designation of Affected Source Overlap for Storage Vessels--Additional requirements for Kb storage vessels - Submit Kb inspection records as part of CC Report	Y	
63.640(n)(8)(v)	Applicability and Designation of Affected Source Overlap for Storage Vessels--Additional requirements for Kb storage vessels - Rim seal inspection report	Y	

**Table IV – ~~CEa Cluster 24F-302A~~
Source-specific Applicable Requirements
S1485 Tank A-870**

Applicable Requirement	Regulation Title or Description of Requirement	Federally Enforceable (Y/N)	Future Effective Date
63.640(n)	Which rule governs for storage vessels subject to both Refinery MACT and NSPS subpart Kb?	63.640(n)(1) NSPS subpart Kb	Y
	Does Refinery MACT provide for EFR secondary seals to be pulled back or temporarily removed during NSPS Kb inspections of the primary seal?	63.640(n)(8)(i) YES	Y
	Does Refinery MACT provide for delay of NSPS Kb seal gap measurements due to unsafe conditions?	63.640(n)(8)(ii) YES—up to 30 days, or empty the tank within 45 days	Y
	Does Refinery MACT provide for extensions of time to perform NSPS Kb inspections of unsafe tanks?	63.640(n)(8)(iii) YES—up to 2 extensions of 30 days each	Y
	Does Refinery MACT provide for extensions of time to repair defects found during NSPS Kb inspections?	63.640(n)(8)(iii) YES—up to 2 extensions of 30 days each	Y
	Does Refinery MACT provide for waiving the NSPS Kb prior-request requirement for extensions of time?	63.640(n)(8)(iii) YES	Y
	Does Refinery MACT provide for submitting NSPS Kb documentation of the need for an extension with the next semi-annual periodic report?	63.640(n)(8)(iv) YES	Y
	Does Refinery MACT provide for submitting reports of NSPS Kb inspection failures on the semi-annual periodic report schedule?	63.640(n)(8)(v) YES	Y
	Does Refinery MACT provide for not reporting the results of NSPS Kb inspections when there was no out-of-compliance (i.e., recordkeeping only)?	63.640(n)(8)(vi) YES	Y
NSPS Subpart Kb	Volatle Organic Liquid Storage Vessels REQUIREMENTS FOR INTERNAL FLOATING ROOF TANKS	Y	
60.112b(a)(1)	IFRT operating requirements: When landing the floating roof on its support legs, is the tank to be emptied & either refilled or degassed AS SOON AS POSSIBLE?	60.112b(a)(1)(i) YES	Y

**Table IV – ~~CEa Cluster 24F-302A~~
Source-specific Applicable Requirements
S1485 Tank A-870**

Applicable Requirement	Regulation Title or Description of Requirement	Federally Enforceable (Y/N)	Future Effective Date
	Temporary exemption from operating requirements while the internal floating roof is landed on its support legs? *	60.112b(a)(1)(i) EXEMPT	Y
	IFR Rim Seals: vapor-mounted primary seal: liquid-mounted primary seal: mechanical shoe primary seal:	60.112b(a)(1)(ii) OK with rim-mounted secondary OK alone OK alone	Y
	Must IFR vapor-mounted rim seals be continuous?	60.112b(a)(1)(ii)(B) REQUIRED	Y
	IFR deck openings other than for vents to project into liquid?	60.112b(a)(1)(iii) REQUIRED	Y
	Deck openings (wells) other than for vents, drains, or legs to have covers that are kept closed except for access?	60.112b(a)(1)(iv) REQUIRED	Y
	IFR access hatch & gauge float well covers to be bolted closed?	60.112b(a)(1)(iv) REQUIRED	Y
	IFR well covers to be gasketed?	60.112b(a)(1)(iv) & (ix) REQUIRED	Y
	IFRT unslotted guidepoles to have a gasketed cap at the top of the pole?	60.112b(a)(1)(iv) Required per FR notices 65 FR 2336 (01/14/00) 65 FR 19891(04/13/00)	Y
	IFRT slotted guidepoles to have a deck cover gasket and pole wiper, and either an internal float or a pole sleeve?	60.112b(a)(1)(iv) Required per FR notices 65 FR 2336 (01/14/00) 65 FR 19891(04/13/00)	Y
	IFR auto. bleeder vent (vacuum breaker) to be closed except when the deck is landed?	60.112b(a)(1)(v) REQUIRED	Y
	IFR vents to be gasketed?	60.112b(a)(1)(v) & (vi) REQUIRED	Y
	IFR rim space vents to remain closed except when the pressure setting is exceeded?	60.112b(a)(1)(vi) REQUIRED	Y
	IFR sample penetration to be a sample well with a slit fabric seal over 90% of the opening?	60.112b(a)(1)(vii) REQUIRED	Y
	IFR guidepole & column wells allowed a flexible fabric sleeve seal or a gasketed cover?	60.112b(a)(1)(viii) OK for columns	Y

**Table IV – ~~CEa Cluster 24F-302A~~
Source-specific Applicable Requirements
S1485 Tank A-870**

Applicable Requirement	Regulation Title or Description of Requirement	Federally Enforceable (Y/N)	Future Effective Date
60.113b(a)	IFR/CFR Internal Inspections: (up close visual inspection of the floating roof, seals, & fittings):	60.113b(a)(1) & (4) prior to initial fill, then every 10 years, including each emptying/degassing	Y
	Notification of Inspections: Are notifications of inspections to demonstrate initial compliance required; For IFR/CFR internal inspections:	60.113b(a)(1) & (5) Required- notifications & reports per Ongoing Reports	Y
	Shall there be no holes, tears, or openings in the IFR seals?	60.113b(a)(1), (2), & (4) REQUIRED	Y
	Is there to be no liquid on the internal floating roof?	60.113b(a)(2) REQUIRED	Y
	Tank Top Visual Inspections (of IFR/CFR from manways and hatches of the fixed roof):	60.113b(a)(2) annually after initial fill	Y
	IFRT REPAIRS: Time allowed for repair of defects found during in-service inspections:	60.113b(a)(2) make repairs within 45 days	Y
	IFRT REPAIRS: If unable to repair, empty the tank & remove from service?	60.113b(a)(2) YES, within 45 days	Y
	EXTENSIONS OF TIME: If defects cannot be repaired & the IFRT cannot be emptied within 45 days?	60.113b(a)(2) 1 extension of 30 days, if needed *	Y
	Periodic Reports: IFR/CFR report to include prior request for 30-day extension, w/ documentation of need?	60.113b(a)(2) required *	Y
	Periodic Reports: Additional information to be included if an extension is utilized for an IFR/CFR:	60.113b(a)(2) document the reason for the extension *	Y
	OPTION: Does this rule allow an internal inspection every 5 years to replace <u>both</u> inspections noted above, if the IFR/CFR is equipped with a secondary seal?	60.113b(a)(3) & (4) YES	Y
	IFRT REPAIRS: Repair of defects if the tank is empty?	60.113b(a)(4) prior to refilling	Y

Table IV – CEa Cluster 24F-302A
Source-specific Applicable Requirements
S1485 Tank A-870

Applicable Requirement	Regulation Title or Description of Requirement	Federally Enforceable (Y/N)	Future Effective Date
	Notification of Inspections: Is 30-day notice required for internal inspections of IFRTs & CFRTs (i.e., prior to filling or refilling); but a 7-day verbal notice acceptable if the event is unplanned?	60.113b(a)(5) REQUIRED	Y
60.115b	Recordkeeping for inspections: Keep inspection reports as specified.	60.115b Keep required records for 5 years	Y
	IFRT report to include:	60.115b(a)(1) description of control equipment	Y
60.115b(a)(2)-(5)	Records of IFR & CFR inspection reports:	60.115b(a)(2) all IFR inspections	Y
	Periodic Reports: Report of IFR/CFR inspections that find out of compliance?	60.115b(a)(3) & (4) Required within 30 days for in-service inspections* (not required for out-of-service inspections)	Y
	Periodic Reports: Report of IFR/CFR inspection failures to include:	60.115b(a)(3) & (4) date of inspec, identification of tank, description of failure, & date of repair or emptying	Y
60.116b(a)	Applicability records: Time period for keeping records of applicability determination, unless specified otherwise.	60.116b(a) Keep required records for 5 years except as required by 60.116b(b)	Y
60.116b(b)	Applicability records: Records of dimensions & capacity required for nonexempt tanks?	60.116b(b) Required Keep record readily accessible for the life of the tank	Y
60.116b(e)	Applicability records: Additional recordkeeping requirements for certain tanks.	60.116b(e) identification & TVP of the stored product, if capacity ≥ 20,000 gallons, and TVP ≥ 2.2, OR capacity ≥ 40,000 gallons, and TVP ≥ 0.51 Keep record as long as the tank is in that service	Y
60.116b(e)	True vapor pressure (TVP) determination for applicability:	60.116b(e) maximum TVP of the stored liquid, based on highest calendar month average storage temperature	Y
NSPS Subpart A	New Source Performance Standards GENERAL PROVISIONS	Y	

**Table IV – ~~CEa~~ Cluster 24F-302A
Source-specific Applicable Requirements
S1485 Tank A-870**

Applicable Requirement	Regulation Title or Description of Requirement	Federally Enforceable (Y/N)	Future Effective Date
<u>60.7(a)</u>	Initial Notification: Is initial notification of the source's existence required?	60.7(a)(1) notification within 30 days after begin construction	Y
	Report (document) having initially achieved compliance?	60.7(a)(3) 60.115b(a)(1) & (b)(1) within 15 days after initial fill	Y
	Notification of Compliance Status report:	60.7(a)(3) [cf. 60.115b(a)(1)&(b)(1)] notification within 15 days after startup	Y
	Initial Notification: Is initial notification required if tank becomes affected only as a result of a modification?	60.7(a)(4) notification 60 days or as soon as practicable before the change	Y
<u>60.7(f)</u>	General recordkeeping requirements: Time period for keeping records, unless specified otherwise.	60.7(f) Keep all reports & notifications for 2 years	Y
	General recordkeeping requirements: Keep all reports and notification for the specified period of time.	60.7(f) required	Y
<u>60.14(g)</u>	Achieve compliance for: <u>New Tanks</u> (or tanks that become affected as a result of a change or modification)?	60.14(g) up to 180 days after modifications (otherwise prior to fill)	Y
BAAQMD Condition # 20520	Permit Conditions		
Part 1	Throughput limit (basis: cumulative increase)	Y	
Part 2	Vapor pressure limits (basis: cumulative increase, toxics, offsets)	Y	
Part 3	Design requirements (basis: BACT, Reg 8-5, cumulative increase, toxics, NSPS, Reg 10-Subpart Kb, offsets)	Y	
Part 4	Startup condition: report fugitive count (basis: cumulative increase, toxics, offsets)	Y	
Part 5	Material to be stored (basis: cumulative increase, toxics, offsets)	Y	
Part 6	Recordkeeping and reporting	Y	

**Table IV – ~~CF~~ Cluster 25F-401D
Source-specific Applicable Requirements
S134 – Tank A-134**

Applicable Requirement	Regulation Title or Description of Requirement	Federally Enforceable (Y/N)	Future Effective Date
BAAQMD Reg 8 Rule 5	Organic Compounds – STORAGE OF ORGANIC LIQUIDS (11/27/0210/18/2006)		
8-5-100	General	Y	
8-5-101	Description	Y	
8-5-111	Limited Exemption, Tank Removal From and Return to Service	N	
8-5-111.1	Limited Exemption, Tank Removal From and Return to Service; Notice to the APCO	Y	
8-5-111.1.1	Limited Exemption, Tank Removal From and Return to Service; Notice to the APCO; 3 day prior notification	Y	
8-5-111.1.2	Limited Exemption, Tank Removal From and Return to Service; Notice to the APCO; Telephone notification	Y	
8-5-111.2	Limited Exemption, Tank Removal From and Return to Service; Compliance before notification	N	
8-5-111.4	Limited Exemption, Tank Removal From and Return to Service; Use of vapor recovery	Y	
8-5-111.5	Limited Exemption, Tank Removal From and Return to Service; Minimization of emissions	N	
8-5-111.6	Limited Exemption, Tank Removal From and Return to Service; Written notice of completion not required	N	
8-5-112	Limited Exemption, Preventative Maintenance and Inspection of Tanks in Operation	N	
8-5-112.1	Limited Exemption, Preventative Maintenance and Inspection of Tanks in Operation; Notice to the APCO	Y	
8-5-112.1.1	Limited Exemption, Preventative Maintenance and Inspection of Tanks in Operation; Notice to the APCO; 3 day prior notification	Y	
8-5-112.1.2	Limited Exemption, Preventative Maintenance and Inspection of Tanks in Operation; Notice to the APCO; Telephone notification	Y	
8-5-112.2	Limited Exemption, Preventative Maintenance and Inspection of Tanks in Operation; Compliance and certification before commencement of work	N	
8-5-112.3	Limited Exemption, Preventative Maintenance and Inspection of Tanks in Operation; No product movement; minimization of emissions	Y	
8-5-112.4	Limited Exemption, Preventative Maintenance and Inspection of Tanks in Operation; Exemption does not exceed 7 days	N	
8-5-112.5	Limited Exemption, Preventative Maintenance and Inspection of Tanks in Operation; Self report if out of compliance during exemption period	N	
8-5-112.6	Limited Exemption, Preventative Maintenance and Inspection of Tanks in Operation; Keep records for each exemption	N	
8-5-112.6.1	Limited Exemption, Preventative Maintenance and Inspection of Tanks in Operation; Keep records for each exemption	N	
8-5-112.6.2	Limited Exemption, Preventative Maintenance and Inspection of Tanks in Operation; Keep records for each exemption	N	

**Table IV – ~~CF Cluster 25F-401D~~
Source-specific Applicable Requirements
S134 – Tank A-134**

Applicable Requirement	Regulation Title or Description of Requirement	Federally Enforceable (Y/N)	Future Effective Date
8-5-112.6.3	Limited Exemption, Preventative Maintenance and Inspection of Tanks in Operation; Keep records for each exemption	N	
8-5-112.6.4	Limited Exemption, Preventative Maintenance and Inspection of Tanks in Operation; Keep records for each exemption	N	
8-5-117	Limited Exemption, Low Vapor Pressure	N	
8-5-118	Limited Exemption, Gas Tight Requirements	N	
8-5-119	Limited Exemption, Repair Period - Optional	N	
8-5-119.1	Limited Exemption, Repair Period - Optional	N	
8-5-119.2	Limited Exemption, Repair Period - Optional	N	
8-5-119.3	Limited Exemption, Repair Period - Optional	N	
8-5-301	Storage Tank Control Requirements	N	
8-5-303	Requirements for Pressure Vacuum Valve	N	
8-5-303.1	Requirements for Pressure Vacuum Valves; Set pressure	N	
8-5-303.2	Requirements for Pressure Vacuum Valves; Gas tight requirement or abatement	N	
8-5-306	Requirements for Approved Emission Control Systems	N	
8-5-306.1	Requirements for Approved Emission Control Systems: Abatement efficiency >= 95%	N	
8-5-307	Requirements for Fixed Roof Tanks, Pressure Tanks and Blanketed Tanks	N	
8-5-307.1	Requirements for Fixed Roof Tanks, Pressure Tanks and Blanketed Tanks: no liquid leakage through shell	N	
8-5-328	Tank Degassing Requirements	N	
8-5-328.1	Tank Degassing Requirements; Tanks > 75 cubic meters	N	
8-5-328.2	Tank Degassing Requirements; Ozone Excess Day Prohibition	Y	
8-5-328.3	Tank Degassing Requirements; BAAQMD notification required	N	
8-5-331	Tank Cleaning Requirements	N	
8-5-331.1	Tank Cleaning Requirements; Cleaning material properties	N	
8-5-331.2	Tank Cleaning Requirements; Steam cleaning prohibition	N	
8-5-331.3	Tank Cleaning Requirements; Steam cleaning exceptions	N	
8-5-403	Inspection Requirements for Pressure Relief Devices	N	
8-5-403.1	Inspection Requirements for Pressure Relief Devices: pressure vacuum valves	N	
8-5-403.2	Inspection Requirements for Pressure Relief Devices: PRDs except pressure vacuum valves	N	
8-5-404	Inspection, Abatement Efficiency Determination, and Source Test Reports	N	
8-5-411	Enhanced Monitoring Program (Optional)	N	

**Table IV – ~~CF Cluster 25F-401D~~
Source-specific Applicable Requirements
S134 – Tank A-134**

Applicable Requirement	Regulation Title or Description of Requirement	Federally Enforceable (Y/N)	Future Effective Date
8-5-411.3	Enhanced Monitoring Program (Optional); Performance requirements	<u>N</u>	
8-5-501	Records	<u>Y</u>	
8-5-501.1	Records; Type and amounts of liquid, type of blanket gas, TVP - Retain 24 months	<u>Y</u>	
8-5-501.3	Records; Retention	<u>N</u>	
8-5-501.4	Records; New PV setpoints	<u>N</u>	
8-5-502	Source Test Requirements and exemption for sources vented to fuel gas	<u>N</u>	
8-5-602	Analysis of Samples, True Vapor Pressure	<u>Y</u>	
8-5-604	Determination of Applicability Based on True Vapor Pressure	<u>Y</u>	
8-5-605	Measurement of Leak Concentration and Residual Concentrations	<u>N</u>	
8-5-605.1	Measurement of Leak Concentration and Residual Concentrations; EPA Method 21 Instrument	<u>N</u>	
8-5-605.2	Measurement of Leak Concentration and Residual Concentrations; Test Methods	<u>N</u>	
8-5-606	Analysis of Samples, Tank Cleaning Agents	<u>N</u>	
8-5-606.1	Analysis of Samples, Tank Cleaning Agents; IBP	<u>N</u>	
8-5-606.2	Analysis of Samples, Tank Cleaning Agents; TVP	<u>N</u>	
8-5-606.3	Analysis of Samples, Tank Cleaning Agents; VOC	<u>N</u>	
SIP Regulation 8 Rule 5	Organic Compounds - Storage of Organic Liquids (06/05/2003)		
8-5-111	Limited Exemption, Tank Removal From and Return to Service	Y	
8-5-111.1	Limited Exemption, Tank Removal From and Return to Service; Notification	Y	
8-5-111.1.1	Limited Exemption, Tank Removal From and Return to Service; Notification, 3 day prior notification	Y	
8-5-111.1.2	Limited Exemption, Tank Removal From and Return to Service; Notification, Telephone notification	Y	
8-5-111.2	Limited Exemption, Tank Removal From and Return to Service, Tank in compliance prior to notification	Y	
8-5-111.4	Limited Exemption, Tank Removal From and Return to Service; Use of vapor recovery	Y	
8-5-111.5	Limited Exemption, Tank Removal From and Return to Service, Minimize emissions	Y	
8-5-111.6	Limited Exemption, Tank Removal From and Return to Service, Notice of completion not required	Y	

**Table IV – ~~CF Cluster 25F-401D~~
Source-specific Applicable Requirements
S134 – Tank A-134**

Applicable Requirement	Regulation Title or Description of Requirement	Federally Enforceable (Y/N)	Future Effective Date
8-5-111.7	Limited Exemption, Tank Removal From and Return to Service, Satisfy requirements of 8-5-328	Y	
8-5-112	Limited Exemption, Tanks in Operation	Y	
8-5-112.1	Limited Exemption, Tanks in Operation, Notification	Y	
8-5-112.1.1	Limited Exemption, Tanks in Operation, Notification, 3 day prior notification	Y	
8-5-112.1.2	Limited Exemption, Tanks in Operation, Notification, Telephone notification	Y	
8-5-112.2	Limited Exemption, Tanks in Operation, Tank in compliance prior to start of work. Certified per 8-5-404	Y	
8-5-112.3	Limited Exemption, Tanks in Operation, No product movement, Minimize emissions	Y	
8-5-112.4	Limited Exemption, Tanks in Operation, Not to exceed 7 days	Y	
8-5-117	Exemption, Low Vapor Pressure	Y	
8-5-301	Storage Tank Control Requirements	Y	
8-5-302	Requirements for Submerged Fill Pipes	Y	
8-5-303	Requirements for Pressure Vacuum Valves	Y	
8-5-303.1	Requirements for Pressure Vacuum Valves	Y	
8-5-303.2	Requirements for Pressure Vacuum Valves	Y	
8-5-306	Requirements for Approved Emission Control Systems	Y	
8-5-328	Tank Degassing Requirements	Y	
8-5-328.1	Tank degassing requirements; Tanks > 75 cubic meters	Y	
8-5-328.1.2	Tank degassing requirements; Concentration of <10,000 ppm as methane after degassing	Y	
8-5-403	Inspection Requirements for Pressure Vacuum Valves	Y	
8-5-404	Certification	Y	
8-5-405	Information Required	Y	
8-5-405.1	Information required	Y	
8-5-405.2	Information required	Y	
8-5-405.3	Information required	Y	
8-5-501	Records	Y	
8-5-502	Tnk Degassing Annual Source Test Requirement	Y	
8-5-503	Portable Hydrocarbon Detector	Y	
<u>BAAQMD Regulation 10</u>	<u>Standards of Performance for New Stationary Sources incorporated by reference (02/16/2000)</u>		

**Table IV – ~~CF Cluster 25F-401D~~
Source-specific Applicable Requirements
S134 – Tank A-134**

Applicable Requirement	Regulation Title or Description of Requirement	Federally Enforceable (Y/N)	Future Effective Date
10-17	Subpart Kb – Standards of Performance for Storage Vessels for Petroleum Liquids for which Construction, Reconstruction, or Modification Commence After May 18, 1978, and Prior to July 23, 1984	Y	
BAAQMD Regulation 11, Rule 12	Hazardous Pollutants - National Emission Standard for Benzene Emissions From Benzene Transfer Operations and Benzene Waste Operations (Adopted 07/18/1990; Subpart FF last amended 01/05/1994)	Y	
40 CFR 60 Subpart Kb	NSPS – Standards of Performance for Storage Vessels for Petroleum Liquids for which Construction, Reconstruction, or Modification Commence After May 18, 1978, and Prior to July 23, 1984	-	
60.110b	Applicability and Designation of Affected Facility	Y	
60.110b(a)	Applicability and Designation of Affected Facility; Volatile organic liquid storage vessels > or = to 75 cu m, after 7/23/1984	Y	
60.110b(b)	Applicability and Designation of Affected Facility – Exemption for low vapor pressure; NSPS Kb does not apply to vessels with capacity > 151 cu m and TVP < 3.5 kPa or to vessels with capacity >= 75 cu m and <= 151 cu m and TVP < 15.0 kPa.	Y	
60.112b	Standard for Volatile Organic Compounds (VOC)	Y	
60.112b(a)	Standard for Volatile Organic Compounds (VOC); Requirement for tanks-- > 151 cu m with maximum TVP >=5.2 kPa and <76.6; or >= 75 cu m and < 151 cu m with maximum TVP >= 27.6 kPa and < 76.6 kPa	Y	
60.112b(a)(3)	Standard for Volatile Organic Compounds (VOC); Closed vent system and control device	Y	
60.112b(a)(3)(i)	Standard for Volatile Organic Compounds (VOC); Closed vent system and control device no detectable emissions	Y	
60.112b(a)(3)(ii)	Standard for Volatile Organic Compounds (VOC); Closed vent system and control device >= 95% inlet VOC emission reduction. If a flare is used as the control device, it shall meet the specifications of 60.18	Y	
60.113b	Testing and Procedures	Y	
60.113b(c)	Testing and Procedures; Closed vent system and control device (not flare)	Y	
60.113b(c)(1)	Testing and Procedures; Closed vent system and control device (not flare) operating plan submission	Y	
60.113b(c)(1)(i)	Testing and Procedures; Closed vent system and control device (not flare) operating plan--efficiency demonstration	Y	

**Table IV – ~~CF Cluster 25F-401D~~
Source-specific Applicable Requirements
S134 – Tank A-134**

Applicable Requirement	Regulation Title or Description of Requirement	Federally Enforceable (Y/N)	Future Effective Date
60.113b(c)(1)(ii)	Testing and Procedures; Closed vent system and control device (not flare) operating plan--monitoring parameters	Y	
60.113b(c)(2)	Testing and Procedures; Closed vent system and control device (not flare) operate in accordance with operating plan	Y	
60.113b(d)	Testing and Procedures; Closed vent system and flare shall meet the control device requirements of 60.18(e) & (f).	Y	
60.115b	Recordkeeping and Reporting Requirements	Y	
60.115b(c)	Reporting and Recordkeeping Requirements; Closed vent system and control device (not flare)	Y	
60.115b(c)(1)	Reporting and Recordkeeping Requirements; Closed vent system and control device (not flare) operating plan copy	Y	
60.115b(c)(2)	Reporting and Recordkeeping Requirements; Closed vent system and control device (not flare) operating records	Y	
60.116b	Monitoring of Operations	Y	
60.116b(a)	Monitoring of Operations; Record retention	Y	
60.116b(b)	Monitoring of Operations; Permanent record requirements	Y	
60.116b(e)	Monitoring of Operations; Maximum true vapor pressure (TVP)	Y	
60.116b(e)(1)	Monitoring of Operations; TVP Determination Criteria	Y	
60.116b(e)(3)	Monitoring of Operations; Determine TVP	Y	
60.116b(e)(3)(i)	Monitoring of Operations; Determine TVP-other liquids-standard reference texts	Y	
60.116b(e)(3)(ii)	Monitoring of Operations; Determine TVP-other liquids-ASTM method	Y	
60.116b(e)(3)(iii)	Monitoring of Operations; Determine TVP-other liquids-other approved measurement method	Y	
60.116b(e)(3)(iv)	Monitoring of Operations; Determine TVP-other liquids-other approved calculation method	Y	
60.116b(f)	Monitoring of Operations; Waste storage tanks (indeterminate or variable composition)	Y	
60.116b(f)(1)	Monitoring of Operations; Waste storage tanks-Determine maximum possible TVP	Y	
60.116b(f)(2)	Monitoring of Operations; Waste storage tanks-Vapor pressure tests	Y	
60.116b(f)(2)(i)	Monitoring of Operations; Waste storage tanks-Vapor pressure tests ASTM D 2879 method	Y	
60.116b(f)(2)(ii)	Monitoring of Operations; Waste storage tanks-Vapor pressure tests ASTM D 323 method	Y	
60.116b(f)(2)(iii)	Monitoring of Operations; Waste storage tanks-Vapor pressure tests-other approved method	Y	
60.116b(g)	Monitoring of Operations; Exemption from 116b(c) and 116b(d)	Y	

**Table IV – ~~CF Cluster 25F-401D~~
Source-specific Applicable Requirements
S134 – Tank A-134**

Applicable Requirement	Regulation Title or Description of Requirement	Federally Enforceable (Y/N)	Future Effective Date
40 CFR 63 Subpart CC Refinery MACT	NESHAP for Source Categories - Petroleum Refineries REQUIREMENTS FOR TANKS ALSO SUBJECT TO NSPS Ke Vented to fuel gas	Y	
63.640	Applicability	<u>Y</u>	
63.640(c)(3)	Wastewater streams and treatment operations associated with petroleum refining process units meeting the criteria of section 63.640(a)	<u>Y</u>	
63.640(d)(5)	Exclusion for emission points routed to fuel gas system	<u>Y</u>	
40 CFR 61 Subpart FF	NESHAPS – Benzene Waste Operations (12/04/2003)		
61.340	Applicability	<u>Y</u>	
61.340(a)	Applicability: Petroleum Refineries	<u>Y</u>	
61.340(d)	Exemption: gaseous stream from a waste management unit, treatment process, or wastewater treatment system routed to a fuel gas system are exempt from Subpart FF	<u>Y</u>	
61.343	Standards: Tanks	<u>Y</u>	
61.343(a)	Standards: Tanks; Benzene-containing wastes, comply with (a)(1) or (a)(2)	<u>Y</u>	
61.343(a)(1)	The owner or operator shall install, operate, and maintain a fixed-roof and closed-vent system that routes all organic vapors vented from the tank to a control device.	<u>Y</u>	
61.343(a)(1)(i)(A)	Standards: Tanks---No detectable emissions >= 500 ppmv; annual inspection	<u>Y</u>	
61.343(a)(1)(i)(B)	Standards: Tanks; Fixed Roof--No openings	<u>Y</u>	
61.343(a)(1)(i)(i)	Standards: Tanks; Closed-vent systems and control device are subject to 61.349	<u>Y</u>	
61.343(c)	Standards: Tanks; Fixed roof quarterly inspection	<u>Y</u>	
61.343(d)	Standards: Tanks; Fixed roof repairs	<u>Y</u>	
61.349	Standards: Closed-Vent Systems and Control Devices	<u>Y</u>	
61.349(a)	Standards: Closed-Vent Systems and Control Devices; Applicability	<u>Y</u>	
61.349(a)(1)(i)	Standards: Closed-Vent Systems and Control Devices-Closed vent systems---No detectable emissions >= 500 ppmv; annual inspection	<u>Y</u>	
61.349(a)(1)(i)(B)	Car-sealed valves on bypass lines in closed-vent system	<u>Y</u>	
61.349(a)(1)(i)(ii)	Gauging/sampling devices are gas-tight	<u>Y</u>	

**Table IV – ~~CF Cluster 25F-401D~~
Source-specific Applicable Requirements
S134 – Tank A-134**

Applicable Requirement	Regulation Title or Description of Requirement	Federally Enforceable (Y/N)	Future Effective Date
61.349(a)(1)(i v)	Safety valve provisions	Y	
61.349(a)(2)(i j)	Controlled by vapor recovery: 95% VOC or 98% benzene control	Y	
61.349(a)(2)(i ii)	A flare shall comply with the requirements of 40 CFR 60.18	Y	
61.349(b)	Operated at all times.	Y	
61.349(c)(1)	Demonstrate efficiency required in 61.349(a)(2)	Y	
61.349(e)	Standards: Closed-Vent Systems and Control Devices: Control Device Performance Demonstration--Administrator-specified methods	Y	
61.349(f)	Visually inspect for leaks quarterly	Y	
61.349(g)	Repair leaks: 5 days for first attempt; 15 days for complete repair	Y	
61.349(h)	Monitor per 61.354(c)	Y	
61.354	Monitoring of Operations	Y	
61.354(c)	Monitoring of Operations; Closed-vent systems and control devices-- Continuously monitor control device operation	Y	
61.354(c)(3)	Monitoring of Operations; Closed-vent systems and control devices-- For a flare, a monitoring device in accordance with 40 CFR 60.18(f)(2) equipped with a continuous recorder.	Y	
61.354(f)(1)	Visually inspect carseal/valve positions monthly	Y	
61.356	Recordkeeping Requirements	Y	
61.356(j)	Recordkeeping Requirements: Control device	Y	
61.356(j)(3)(i)	Recordkeeping Requirements: Control device – periods and duration when any valve car-seal required under 61.349(a)(1)(ii) is broken or the bypass line valve position has changed.	Y	
61.356(j)(7)	Recordkeeping Requirements: Control device - If a flare is used, then the owner or operator shall maintain continuous records of the flare pilot flame monitoring and records of all periods during which the pilot flame is absent.	Y	
63.640(n)	Which rule governs for storage vessels subject to both Refinery MACT and NSPS subpart Kb?	Y	
	Does Refinery MACT provide for EFR secondary seals to be pulled back or temporarily removed during NSPS Kb inspections of the primary seal?	Y	
	Does Refinery MACT provide for delay of NSPS Kb seal gap measurements due to unsafe conditions?	Y	

**Table IV – ~~CF Cluster 25F-401D~~
Source-specific Applicable Requirements
S134 – Tank A-134**

Applicable Requirement	Regulation Title or Description of Requirement	Federally Enforceable (Y/N)	Future Effective Date
	Does Refinery MACT provide for extensions of time to perform NSPS Kb inspections of unsafe tanks?	63.640(n)(8)(iii) YES— up to 2 extensions of 30 days each	Y
	Does Refinery MACT provide for extensions of time to repair defects found during NSPS Kb inspections?	63.640(n)(8)(iii) YES— up to 2 extensions of 30 days each	Y
	Does Refinery MACT provide for waiving the NSPS Kb prior-request requirement for extensions of time?	63.640(n)(8)(iii) YES	Y
	Does Refinery MACT provide for submitting NSPS Kb documentation of the need for an extension with the next semi-annual periodic report?	63.640(n)(8)(iv) YES	Y
	Does Refinery MACT provide for submitting reports of NSPS Kb inspection failures on the semi-annual periodic report schedule?	63.640(n)(8)(v) YES	Y
	Does Refinery MACT provide for not reporting the results of NSPS Kb inspections when there was no out of compliance (i.e., recordkeeping only)?	63.640(n)(8)(vi) YES	Y
NSPS Subpart Kb	Volatile Organic Liquid Storage Vessels REQUIREMENTS FOR FIXED ROOF TANK CONTROL DEVICE	Y	
60.112b(a)	Closed vent system Performance requirements:	60.112b(a)(3)(i) no detectable emissions (i.e., < 500 ppm)	Y
	Control device Performance requirements:	60.112b(a)(3)(ii) at least 95% efficient, or a flare per 60.18	Y
60.113b(e)(2)	Control device (other than flare) Operating requirements:	60.113b(e)(2) operate and monitor per the plan	Y
60.115b	Recordkeeping for inspections: Keep inspection reports as specified.	60.115b Keep required records for 5 years	Y
60.115b(e)	Recordkeeping for tanks routed to a control device other than a flare:	60.115b(e) operating plan & records of parametric monitoring data	Y
60.115b(d)	Other (initial) Reports: For a flare?	60.115b(d)(1) submit results of compliance demonstration within 6 months of start-up	Y

**Table IV – ~~CF Cluster 25F-401D~~
Source-specific Applicable Requirements
S134 – Tank A-134**

Applicable Requirement	Regulation Title or Description of Requirement	Federally Enforceable (Y/N)	Future Effective Date
	Recordkeeping for tanks routed to a flare:	60.115b(d)(2) periods of operation in which the pilot flame is absent	Y
	Periodic Reports: Tanks routed to a flare:	60.115b(d)(3) semiannual reports of all periods in which the pilot flame was absent	Y
60.116b(a)	Applicability records: Time period for keeping records of applicability determination, unless specified otherwise.	60.116b(a) Keep required records for 5 years	Y
60.116b(b)	Applicability records: Records of dimensions & capacity required for nonexempt tanks?	60.116b(b) Required Keep record readily accessible for the life of the tank	Y
60.116b(e)	Applicability records: Additional recordkeeping requirements for certain tanks.	60.116b(e) identification & TVP of the stored product, if capacity ≥ 20,000 gallons. And TVP ≥ 2.2, OR capacity ≥ 40,000 gallons. And TVP ≥ 0.51 Keep record as long as the tank is in that service	Y
60.116b(e)	True vapor pressure (TVP) determination for applicability:	60.116b(e) maximum TVP of the stored liquid, based on highest calendar month average storage temperature	Y
60.116b(g)	Applicability determination: Miscellaneous recordkeeping exemptions:	60.116b(g) keeping record of TVP is not required if tank is routed to a compliant control device	Y
NSPS Subpart A	New Source Performance Standards GENERAL PROVISIONS	Y	
60.7(a)	Initial Notification: Is initial notification of the source's existence required?	60.7(a)(1) notification within 30 days after begin construction	Y
	Report (document) having initially achieved compliance?	60.7(a)(3) 60.115b(a)(1) & (b)(1) within 15 days after initial fill	Y
	Notification of Compliance Status report:	60.7(a)(3) [cf. 60.115b(a)(1)&(b)(1)] notification within 15 days after startup	Y
	Initial Notification: Is initial notification required if tank becomes affected only as a result of a modification?	60.7(a)(4) notification 60 days or as soon as practicable before the change	Y

**Table IV – ~~CF Cluster 25F-401D~~
Source-specific Applicable Requirements
S134 – Tank A-134**

Applicable Requirement	Regulation Title or Description of Requirement	Federally Enforceable (Y/N)	Future Effective Date
60.7(f)	General recordkeeping requirements: Time period for keeping records, unless specified otherwise.	60.7(f) Keep all reports & notifications for 2 years	Y
	General recordkeeping requirements: Keep all reports and notification for the specified period of time.	60.7(f) required	Y
60.14(g)	Achieve compliance for: New Tanks (or tanks that become affected as a result of a change or modification)?	60.14(g) up to 180 days after modifications (otherwise prior to fill)	Y
BAAQMD Condition # 20923	Permit Conditions		
Part 1	Throughput limit (basis: cumulative increase)	Y	
Part 2	Materials allowed for storage to be stored (basis: cumulative increase)	Y	
Part 3	Requirement for abatement (basis: cumulative increase)	Y	
Part 4	Record keeping (basis: cumulative increase)	Y	
<u>BAAQMD Condition 21053</u>			
Part 6	<u>Monitoring requirements for control device (basis 60.113b(c)(2))</u>	<u>Y</u>	
BAAQMD Condition # 19528			
Part 1	Throughput limit (basis: Regulation 2-1-234.3, Regulation 2-1-403 Regulation 2-6-503)	Y	

**Table IV – ~~CG Cluster 25F-401C~~
Source-specific Applicable Requirements
S318 – Tank A-318, S367 – Tank A-367, S1496 Tank A-876**

Applicable Requirement	Regulation Title or Description of Requirement	Federally Enforceable (Y/N)	Future Effective Date
BAAQMD Reg 8 Rule 5	Organic Compounds – STORAGE OF ORGANIC LIQUIDS (<u>11/27/0210/18/2006</u>)		

**Table IV – ~~CG Cluster 25F-401C~~
Source-specific Applicable Requirements
S318 – Tank A-318, S367 – Tank A-367, S1496 Tank A-876**

Applicable Requirement	Regulation Title or Description of Requirement	Federally Enforceable (Y/N)	Future Effective Date
8-5-100	General	Y	
8-5-101	Description	Y	
8-5-111	Limited Exemption, Tank Removal From and Return to Service	N	
8-5-111.1	Limited Exemption, Tank Removal From and Return to Service; Notice to the APCO	Y	
8-5-111.1.1	Limited Exemption, Tank Removal From and Return to Service; Notice to the APCO; 3 day prior notification	Y	
8-5-111.1.2	Limited Exemption, Tank Removal From and Return to Service; Notice to the APCO; Telephone notification	Y	
8-5-111.2	Limited Exemption, Tank Removal From and Return to Service; Compliance before notification	N	
8-5-111.3	Limited Exemption, Tank Removal From and Return to Service; Floating roof tanks - continuous and quick filling, emptying and refilling	Y	
8-5-111.5	Limited Exemption, Tank Removal From and Return to Service; Minimization of emissions	N	
8-5-111.6	Limited Exemption, Tank Removal From and Return to Service; Written notice of completion not required	N	
8-5-112	Limited Exemption, Preventative Maintenance and Inspection of Tanks in Operation	N	
8-5-112.1	Limited Exemption, Preventative Maintenance and Inspection of Tanks in Operation; Notice to the APCO	Y	
8-5-112.1.1	Limited Exemption, Preventative Maintenance and Inspection of Tanks in Operation; Notice to the APCO; 3 day prior notification	Y	
8-5-112.1.2	Limited Exemption, Preventative Maintenance and Inspection of Tanks in Operation; Notice to the APCO; Telephone notification	Y	
8-5-112.2	Limited Exemption, Preventative Maintenance and Inspection of Tanks in Operation; Compliance and certification before commencement of work	N	
8-5-112.3	Limited Exemption, Preventative Maintenance and Inspection of Tanks in Operation; No product movement; minimization of emissions	Y	
8-5-112.4	Limited Exemption, Preventative Maintenance and Inspection of Tanks in Operation; Exemption does not exceed 7 days	N	
8-5-112.5	Limited Exemption, Preventative Maintenance and Inspection of Tanks in Operation; Self report if out of compliance during exemption period	N	
8-5-112.6	Limited Exemption, Preventative Maintenance and Inspection of Tanks in Operation; Keep records for each exemption	N	

**Table IV – ~~CG Cluster 25F-401C~~
Source-specific Applicable Requirements
S318 – Tank A-318, S367 – Tank A-367, S1496 Tank A-876**

Applicable Requirement	Regulation Title or Description of Requirement	Federally Enforceable (Y/N)	Future Effective Date
8-5-112.6.1	Limited Exemption, Preventative Maintenance and Inspection of Tanks in Operation; Keep records for each exemption	N	
8-5-112.6.2	Limited Exemption, Preventative Maintenance and Inspection of Tanks in Operation; Keep records for each exemption	N	
8-5-112.6.3	Limited Exemption, Preventative Maintenance and Inspection of Tanks in Operation; Keep records for each exemption	N	
8-5-112.6.4	Limited Exemption, Preventative Maintenance and Inspection of Tanks in Operation; Keep records for each exemption	N	
8-5-117	Limited Exemption, Low Vapor Pressure	N	
8-5-119	Limited Exemption, Repair Period - Optional	N	
8-5-119.1	Limited Exemption, Repair Period - Optional	N	
8-5-119.2	Limited Exemption, Repair Period - Optional	N	
8-5-119.3	Limited Exemption, Repair Period - Optional	N	
8-5-301	Storage Tank Control Requirements	N	
8-5-305	Requirements for Internal Floating roofs	N	
8-5-305.2	Requirements for Internal Floating roofs; Seals installed after 2/1/1993	Y	
8-5-305.3	Requirements for Internal Floating roofs; Viewports in fixed roof tank; not required if dome roof has translucent panels	Y	
8-5-305.4	Requirements for Internal Floating roofs; Tank fitting requirements	Y	
8-5-305.5	Requirements for Internal Floating roofs; Floating roof requirements	N	
8-5-305.6	Requirements for Internal Floating roofs; Tank shell	N	
8-5-320	Tank Fitting Requirements	N	
8-5-320.2	Floating Roof Tank Fitting Requirements; Projection below liquid surface	N	
8-5-320.3	Floating Roof Tank Fitting Requirements; Gasketed covers, seals, lids	N	
8-5-320.3.1	Floating Roof Tank Fitting Requirements; Gasketed covers, seals, lids - Gap requirements	Y	
8-5-320.3.2	Floating Roof Tank Fitting Requirements; Internal floating roof inaccessible opening requirements	Y	
8-5-320.5	Floating Roof Tank Fitting Requirements; Slotted sampling or gauging wells	N	
8-5-320.5.1	Floating Roof Tank Fitting Requirements; Slotted sampling or gauging wells -projection below liquid surface	Y	

**Table IV – ~~CG Cluster 25F-401C~~
Source-specific Applicable Requirements
S318 – Tank A-318, S367 – Tank A-367, S1496 Tank A-876**

Applicable Requirement	Regulation Title or Description of Requirement	Federally Enforceable (Y/N)	Future Effective Date
8-5-320.5.2	Floating Roof Tank Fitting Requirements; Slotted sampling or gauging wells -cover, gasket, pole sleeve, pole wiper for EFR wells	N	
8-5-320.5.3	Floating Roof Tank Fitting Requirements; Slotted sampling or gauging wells-total secondary seal gap must include well gap	Y	
8-5-321	Primary Seal Requirements	N	
8-5-321.1	Primary Seal Requirements; No holes, tears, other openings	Y	
8-5-321.2	Primary Seal Requirements; The seal shall be metallic shoe or liquid mounted except as provided in 8-5-305.1.3	Y	
8-5-321.3	Primary Seal Requirements; Metallic-shoe-type seal requirements	N	
8-5-321.3.1	Primary Seal Requirements; Metallic-shoe-type seal requirements--geometry of shoe	Y	
8-5-321.3.2	Primary Seal Requirements; Metallic-shoe-type seal requirements--welded tanks	Y	
8-5-321.4	Primary Seal Requirements; Resilient-toroid-type seal gap requirements	N	
8-5-322	Secondary Seal Requirements	N	
8-5-322.1	Secondary Seal Requirements; No holes, tears, other openings	Y	
8-5-322.2	Secondary Seal Requirements; Insertion of probes	Y	
8-5-322.5	Secondary Seal Requirements; Gap requirements for welded external floating roof tanks with seals installed after 9/4/1985	Y	
8-5-322.6	Secondary Seal Requirements; Extent of seal	Y	
8-5-328	Tank Degassing Requirements	N	
8-5-328.1	Tank Degassing Requirements; Tanks > 75 cubic meters	N	
8-5-328.2	Tank Degassing Requirements; Ozone Excess Day Prohibition	Y	
8-5-328.3	Tank Degassing Requirements; BAAQMD notification required	N	
8-5-331	Tank Cleaning Requirements	N	
8-5-331.1	Tank Cleaning Requirements; Cleaning material properties	N	
8-5-331.2	Tank Cleaning Requirements; Steam cleaning prohibition	N	
8-5-331.3	Tank Cleaning Requirements; Steam cleaning exceptions	N	
8-5-402	Inspection Requirements for Internal Floating Roof Tanks	N	
8-5-402.1	Inspection Requirements for Internal Floating Roof Tanks; Primary and Secondary Seal Inspections – Seal gaps	Y	
8-5-402.2	Inspection Requirements for Internal Floating Roof Tanks; Visual Inspection of Outer Most Seal	N	
8-5-402.3	Inspection Requirements for Internal Floating Roof Tanks; Tank Fitting Inspection	N	

**Table IV – ~~CG Cluster 25F-401C~~
Source-specific Applicable Requirements
S318 – Tank A-318, S367 – Tank A-367, S1496 Tank A-876**

Applicable Requirement	Regulation Title or Description of Requirement	Federally Enforceable (Y/N)	Future Effective Date
8-5-404	Inspection, Abatement Efficiency Determination, and Source Test Reports	N	
8-5-411	Enhanced Monitoring Program (Optional)	N	
8-5-411.3	Enhanced Monitoring Program (Optional); Performance requirements	N	
8-5-501	Records	Y	
8-5-501.1	Records; Type and amounts of liquid, type of blanket gas, TVP - Retain 24 months	Y	
8-5-501.2	Records; Internal and External Floating Roof Tanks, Seal Replacement Records - Retain 10 years	Y	
8-5-501.3	Records; Retention	N	
8-5-602	Analysis of Samples, True Vapor Pressure	Y	
8-5-604	Determination of Applicability Based on True Vapor Pressure	Y	
8-5-605	Measurement of Leak Concentration and Residual Concentrations	N	
8-5-605.1	Measurement of Leak Concentration and Residual Concentrations; EPA Method 21 Instrument	N	
8-5-605.2	Measurement of Leak Concentration and Residual Concentrations; Test Methods	N	
8-5-606	Analysis of Samples, Tank Cleaning Agents	N	
8-5-606.1	Analysis of Samples, Tank Cleaning Agents; IBP	N	
8-5-606.2	Analysis of Samples, Tank Cleaning Agents; TVP	N	
8-5-606.3	Analysis of Samples, Tank Cleaning Agents; VOC	N	
SIP Regulation 8 Rule 5	Organic Compounds - Storage of Organic Liquids (06/05/2003)		
8-5-111	Limited Exemption, Tank Removal From and Return to Service	Y	
8-5-111.1	Limited Exemption, Tank Removal From and Return to Service, Notification	Y	
8-5-111.1.1	Limited Exemption, Tank Removal From and Return to Service, Notification, 3 day prior notification	Y	
8-5-111.1.2	Limited Exemption, Tank Removal From and Return to Service, Notification, Telephone notification	Y	
8-5-111.2	Limited Exemption, Tank Removal From and Return to Service, Tank in compliance prior to notification	Y	
8-5-111.4	Limited Exemption, Tank Removal From and Return to Service; Use of vapor recovery	Y	
8-5-111.5	Limited Exemption, Tank Removal From and Return to Service, Minimize emissions	Y	

**Table IV – ~~CG Cluster 25F-401C~~
Source-specific Applicable Requirements
S318 – Tank A-318, S367 – Tank A-367, S1496 Tank A-876**

Applicable Requirement	Regulation Title or Description of Requirement	Federally Enforceable (Y/N)	Future Effective Date
8-5-111.6	Limited Exemption, Tank Removal From and Return to Service, Notice of completion not required	Y	
8-5-111.7	Limited Exemption, Tank Removal From and Return to Service, Satisfy requirements of 8-5-328	Y	
8-5-112	Limited Exemption, Tanks in Operation	Y	
8-5-112.1	Limited Exemption, Tanks in Operation, Notification	Y	
8-5-112.1.1	Limited Exemption, Tanks in Operation, Notification, 3 day prior notification	Y	
8-5-112.1.2	Limited Exemption, Tanks in Operation, Notification, Telephone notification	Y	
8-5-112.2	Limited Exemption, Tanks in Operation, Tank in compliance prior to start of work. Certified per 8-5-404	Y	
8-5-112.3	Limited Exemption, Tanks in Operation, No product movement, Minimize emissions	Y	
8-5-112.4	Limited Exemption, Tanks in Operation, Not to exceed 7 days	Y	
8-5-117	Exemption, Low Vapor Pressure	Y	
8-5-301	Storage Tank Control Requirements	Y	
8-5-302	Requirements for Submerged Fill Pipes	Y	
8-5-303	Requirements for Pressure Vacuum Valve	Y	
8-5-303.1	Requirements for Pressure Vacuum Valves	Y	
8-5-303.2	Requirements for Pressure Vacuum Valves	Y	
8-5-306	Requirements for Approved Emission Control Systems	Y	
8-5-328	Tank Degassing Requirements	Y	
8-5-328.1	Tank degassing requirements; Tanks > 75 cubic meters	Y	
8-5-328.1.2	Tank degassing requirements; Concentration of <10,000 ppm as methane after degassing	Y	
8-5-403	Inspection Requirements for Pressure Vacuum Valves	Y	
8-5-404	Certification	Y	
8-5-405	Information Required	Y	
8-5-405.1	Information required	Y	
8-5-405.2	Information required	Y	
8-5-405.3	Information required	Y	
8-5-501	Records	Y	
8-5-502	Tank Degassing Annual Source Test Requirement	Y	
8-5-503	Portable Hydrocarbon Detector	Y	
<u>BAAQMD Regulation 10</u>	<u>Standards of Performance for New Stationary Sources incorporated by reference (02/16/2000)</u>		

**Table IV – ~~CG Cluster 25F-401C~~
Source-specific Applicable Requirements
S318 – Tank A-318, S367 – Tank A-367, S1496 Tank A-876**

Applicable Requirement	Regulation Title or Description of Requirement	Federally Enforceable (Y/N)	Future Effective Date
10-17	Subpart Kb – Standards of Performance for Storage Vessels for Petroleum Liquids for which Construction, Reconstruction, or Modification Commence After May 18, 1978, and Prior to July 23, 1984	Y	
40 CFR 60 Subpart Kb	NSPS – Standards of Performance for Storage Vessels for Petroleum Liquids for which Construction, Reconstruction, or Modification Commence After May 18, 1978, and Prior to July 23, 1984	-	
60.110b	Applicability and Designation of Affected Facility	Y	
60.110b(a)	Applicability and Designation of Affected Facility: Volatile organic liquid storage vessels > or = to 75 cu m, after 7/23/1984	Y	
60.110b(b)	Applicability and Designation of Affected Facility – Exemption for low vapor pressure: NSPS Kb does not apply to vessels with capacity > 151 cu m and TVP < 3.5 kPa or to vessels with capacity >= 75 cu m and <= 151 cu m and TVP < 15.0 kPa.	Y	
60.112b	Standard for Volatile Organic Compounds (VOC)	Y	
60.112b(a)	Standard for Volatile Organic Compounds (VOC); Requirement for tanks-- > 151 cu m with maximum TVP >=5.2 kPa and <76.6; or >= 75 cu m and < 151 cu m with maximum TVP >= 27.6 kPa and < 76.6 kPa	Y	
60.112b(a)(3)	Standard for Volatile Organic Compounds (VOC); Closed vent system and control device	Y	
60.112b(a)(3)(i)	Standard for Volatile Organic Compounds (VOC); Closed vent system and control device no detectable emissions	Y	
60.112b(a)(3)(ii)	Standard for Volatile Organic Compounds (VOC); Closed vent system and control device >= 95% inlet VOC emission reduction. If a flare is used as the control device, it shall meet the specifications of 60.18	Y	
60.113b	Testing and Procedures	Y	
60.113b(c)	Testing and Procedures; Closed vent system and control device (not flare)	Y	
60.113b(c)(1)	Testing and Procedures; Closed vent system and control device (not flare) operating plan submission	Y	
60.113b(c)(1)(i)	Testing and Procedures; Closed vent system and control device (not flare) operating plan--efficiency demonstration	Y	
60.113b(c)(1)(ii)	Testing and Procedures; Closed vent system and control device (not flare) operating plan--monitoring parameters	Y	
60.113b(c)(2)	Testing and Procedures; Closed vent system and control device (not flare) operate in accordance with operating plan	Y	

**Table IV – ~~CG Cluster 25F-401C~~
Source-specific Applicable Requirements
S318 – Tank A-318, S367 – Tank A-367, S1496 Tank A-876**

Applicable Requirement	Regulation Title or Description of Requirement	Federally Enforceable (Y/N)	Future Effective Date
60.113b(d)	Testing and Procedures; Closed vent system and flare shall meet the control device requirements of 60.18(e) & (f).	Y	
60.115b	Recordkeeping and Reporting Requirements	Y	
60.115b(c)	Reporting and Recordkeeping Requirements; Closed vent system and control device (not flare)	Y	
60.115b(c)(1)	Reporting and Recordkeeping Requirements; Closed vent system and control device (not flare) operating plan copy	Y	
60.115b(c)(2)	Reporting and Recordkeeping Requirements; Closed vent system and control device (not flare) operating records	Y	
60.116b	Monitoring of Operations	Y	
60.116b(a)	Monitoring of Operations; Record retention	Y	
60.116b(b)	Monitoring of Operations; Permanent record requirements	Y	
60.116b(e)	Monitoring of Operations; Maximum true vapor pressure (TVP)	Y	
60.116b(e)(1)	Monitoring of Operations; TVP Determination Criteria	Y	
60.116b(e)(2)	Monitoring of Operations; TVP Determination Criteria, Crude Oil	Y	
60.116b(e)(2) (i)	Monitoring of Operations; Determine TVP-crude oil or refined petroleum products by API method	Y	
60.116b(e)(2) (ii)	Monitoring of Operations; Determine TVP-crude oil or refined petroleum products other than API method	Y	
60.116b(e)(3)	Monitoring of Operations; Determine TVP	Y	
60.116b(e)(3) (i)	Monitoring of Operations; Determine TVP-other liquids-standard reference texts	Y	
60.116b(e)(3) (ii)	Monitoring of Operations; Determine TVP-other liquids-ASTM method	Y	
60.116b(e)(3) (iii)	Monitoring of Operations; Determine TVP-other liquids-other approved measurement method	Y	
60.116b(e)(3) (iv)	Monitoring of Operations; Determine TVP-other liquids-other approved calculation method	Y	
60.116b(g)	Monitoring of Operations; Exemption from 116b(c) and 116b(d)	Y	
40 CFR 63 Subpart CC Refinery MACT	NESHAP for <u>Source Categories - Petroleum Refineries</u> REQUIREMENTS FOR TANKS ALSO SUBJECT TO NSPS KbVented to fuel gas	Y	
63.640	Applicability	Y	
63.640(c)(2)	Applicability and Designation of Storage Vessels	Y	
63.640(d)(5)	Exclusion for emission points routed to fuel gas system	Y	
63.640(n)	Which rule governs for storage vessels subject to both Refinery MACT and NSPS subpart Kb?	63.640(n)(1) NSPS subpart Kb	Y

**Table IV – ~~CG Cluster 25F-401C~~
Source-specific Applicable Requirements
S318 – Tank A-318, S367 – Tank A-367, S1496 Tank A-876**

Applicable Requirement	Regulation Title or Description of Requirement	Federally Enforceable (Y/N)	Future Effective Date
	Does Refinery MACT provide for EFR secondary seals to be pulled back or temporarily removed during NSPS Kb inspections of the primary seal?	63.640(n)(8)(i) YES	Y
	Does Refinery MACT provide for delay of NSPS Kb seal gap measurements due to unsafe conditions?	63.640(n)(8)(ii) YES—up to 30 days, or empty the tank within 45 days	Y
	Does Refinery MACT provide for extensions of time to perform NSPS Kb inspections of unsafe tanks?	63.640(n)(8)(iii) YES—up to 2 extensions of 30 days each	Y
	Does Refinery MACT provide for extensions of time to repair defects found during NSPS Kb inspections?	63.640(n)(8)(iii) YES—up to 2 extensions of 30 days each	Y
	Does Refinery MACT provide for waiving the NSPS Kb prior-request requirement for extensions of time?	63.640(n)(8)(iii) YES	Y
	Does Refinery MACT provide for submitting NSPS Kb documentation of the need for an extension with the next semi-annual periodic report?	63.640(n)(8)(iv) YES	Y
	Does Refinery MACT provide for submitting reports of NSPS Kb inspection failures on the semi-annual periodic report schedule?	63.640(n)(8)(v) YES	Y
	Does Refinery MACT provide for not reporting the results of NSPS Kb inspections when there was no out-of-compliance (i.e., recordkeeping only)?	63.640(n)(8)(vi) YES	Y
NSPS Subpart Kb	Volatile Organic Liquid Storage Vessels REQUIREMENTS FOR FIXED ROOF TANK CONTROL DEVICE	Y	
60.112b(a)(3)	Closed vent system Performance requirements:	60.112b(a)(3)(i) no detectable emissions (i.e., < 500 ppm)	Y
	Control device Performance requirements:	60.112b(a)(3)(ii) at least 95% efficient, or a flare per 60.18	Y
60.113b(e)(2)	Control device (other than flare) Operating requirements:	60.113b(e)(2) operate and monitor per the plan	Y

**Table IV – ~~CG Cluster 25F-401C~~
Source-specific Applicable Requirements
S318 – Tank A-318, S367 – Tank A-367, S1496 Tank A-876**

Applicable Requirement	Regulation Title or Description of Requirement	Federally Enforceable (Y/N)	Future Effective Date
60.115b	Recordkeeping for inspections: Keep inspection reports as specified.	60.115b Keep required records for 5 years	Y
60.115b(e)	Recordkeeping for tanks routed to a control device other than a flare:	60.115b(e) operating plan & records of parametric monitoring data	Y
60.116b(a)	Applicability records: Time period for keeping records of applicability determination, unless specified otherwise.	60.116b(a) Keep required records for 5 years	Y
60.116b(b)	Applicability records: Records of dimensions & capacity required for nonexempt tanks?	60.116b(b) Required Keep record readily accessible for the life of the tank	Y
60.116b(e)	Applicability records: Additional recordkeeping requirements for certain tanks.	60.116b(e) identification & TVP of the stored product, if capacity ≥ 20,000 gallons. And TVP ≥ 2.2, OR capacity ≥ 40,000 gallons. And TVP ≥ 0.51 Keep record as long as the tank is in that service	Y
60.116b(e)	True vapor pressure (TVP) determination for applicability:	60.116b(e) maximum TVP of the stored liquid, based on highest calendar month average storage temperature	Y
60.116b(g)	Applicability determination: Miscellaneous recordkeeping exemptions:	60.116b(g) keeping record of TVP is not required if tank is routed to a compliant control device	Y
NSPS Subpart A	New Source Performance Standards GENERAL PROVISIONS	Y	
60.7(a)	Initial Notification: Is initial notification of the source's existence required?	60.7(a)(1) notification within 30 days after begin construction	Y
	Report (document) having initially achieved compliance?	60.7(a)(3) 60.115b(a)(1) & (b)(1) within 15 days after initial fill	Y
	Notification of Compliance Status report:	60.7(a)(3) [cf. 60.115b(a)(1)&(b)(1)] notification within 15 days after startup	Y
	Initial Notification: Is initial notification required if tank becomes affected only as a result of a modification?	60.7(a)(4) notification 60 days or as soon as practicable before the change	Y

**Table IV – ~~CG Cluster 25F-401C~~
Source-specific Applicable Requirements
S318 – Tank A-318, S367 – Tank A-367, S1496 Tank A-876**

Applicable Requirement	Regulation Title or Description of Requirement	Federally Enforceable (Y/N)	Future Effective Date
60.7(f)	General recordkeeping requirements: Time period for keeping records, unless specified otherwise.	60.7(f) Keep all reports & notifications for 2 years	Y
	General recordkeeping requirements: Keep all reports and notification for the specified period of time.	60.7(f) required	Y
60.14(g)	Achieve compliance for: New Tanks (or tanks that become affected as a result of a change or modification)?	60.14(g) up to 180 days after modifications (otherwise prior to fill)	Y
BAAQMD Condition # 19528			
Part 1	Throughput limit (basis: Regulation 2-1-234.3, Regulation 2-1-403 Regulation 2-6-503)	Y	
BAAQMD Condition # 1952821053			
Part 6	Monitoring requirements for control device (basis: 60.113b(c)(2))	Y	
BAAQMD Condition # 21100	S1496 Tank A-876 only		
Part 1	Throughput limit (basis: cumulative increase, toxic risk screen, offsets)	Y	
Part 2	99.5% abatement by vapor recovery shall be used Abatement requirement (basis: cumulative increase, toxic risk screen, offsets, Reg 8-5, NSPS, reg 10 Subpart Kb)	Y	
Part 3	Materials stored (basis: cumulative increase, toxic risk screen, offsets)	Y	
Part 4	Source test requirements (basis: cumulative increase, toxic risk screen, offsets, Reg 1-238)	Y	
Part 5	Recordkeeping and reporting (basis: cumulative increase, toxic risk screen, offsets, Reg 1-441, Reg 8-5-501, Reg 1-238)	Y	

**Table IV – ~~CH Cluster 25F-401C101E~~
Source-specific Applicable Requirements
S137 – Tank A-137**

Note: The markups in this table are proposed for F-101E, and are not consistent with F-401C

Applicable Requirement	Regulation Title or Description of Requirement	Federally Enforceable (Y/N)	Future Effective Date
BAAQMD Reg 8 Rule 5	Organic Compounds – STORAGE OF ORGANIC LIQUIDS – <u>Exempt</u> (11/27/0210/18/2006)		
8-5-111	Limited Exemption, Tank Removal From and Return to Service	Y	
8-5-111.1	Limited Exemption, Tank Removal From and Return to Service, Notification	Y	
8-5-111.1.1	Limited Exemption, Tank Removal From and Return to Service, Notification, 3 day prior notification	Y	
8-5-111.1.2	Limited Exemption, Tank Removal From and Return to Service, Notification, Telephone notification	Y	
8-5-111.2	Limited Exemption, Tank Removal From and Return to Service, Tank in compliance prior to notification	Y	
8-5-111.4	Limited Exemption, Tank Removal From and Return to Service; Use of vapor recovery	Y	
8-5-111.5	Limited Exemption, Tank Removal From and Return to Service, Minimize emissions	Y	
8-5-111.6	Limited Exemption, Tank Removal From and Return to Service, Notice of completion not required	Y	
8-5-111.7	Limited Exemption, Tank Removal From and Return to Service, Satisfy requirements of 8-5-328	Y	
8-5-112	Limited Exemption, Tanks in Operation	Y	
8-5-112.1	Limited Exemption, Tanks in Operation, Notification	Y	
8-5-112.1.1	Limited Exemption, Tanks in Operation, Notification, 3 day prior notification	Y	
8-5-112.1.2	Limited Exemption, Tanks in Operation, Notification, Telephone notification	Y	
8-5-112.2	Limited Exemption, Tanks in Operation, Tank in compliance prior to start of work. Certified per 8-5-404	Y	
8-5-112.3	Limited Exemption, Tanks in Operation, No product movement, Minimize emissions	Y	
8-5-112.4	Limited Exemption, Tanks in Operation, Not to exceed 7 days	Y	
8-5-117	Limited Exemption, Low Vapor Pressure	N	
8-5-301	Storage Tank Control Requirements	Y	
8-5-302	Requirements for Submerged Fill Pipes	Y	
8-5-303	Requirements for Pressure Vacuum Valve	Y	
8-5-306	Requirements for Approved Emission Control Systems	Y	
8-5-328	Tank Degassing Requirements	Y	
8-5-403	Inspection Requirements for Pressure Vacuum Valves	Y	
8-5-404	Certification	Y	
8-5-405	Information Required	Y	
8-5-501	Records	Y	
8-5-502	Tnk Degassing Annual Source Test Requirement	Y	
8-5-503	Portable Hydrocarbon Detector	Y	

**Table IV – ~~CH Cluster 25F-401C101E~~
Source-specific Applicable Requirements
S137 – Tank A-137**

Note: The markups in this table are proposed for F-101E, and are not consistent with F-401C

Applicable Requirement	Regulation Title or Description of Requirement	Federally Enforceable (Y/N)	Future Effective Date
<u>SIP Regulation 8 Rule 5</u>	<u>Organic Compounds - Storage of Organic Liquids (06/05/2003)</u> <u>Exempt</u> <u>Exempt per 63.640(d)(5) (vented to fuel gas)</u>		
<u>8-5-117</u>	<u>Exemption, Low Vapor Pressure</u>	<u>Y</u>	
<u>40 CFR 63 Subpart CC Refinery MACT</u>	<u>NESHAP for Source Categories - Petroleum Refineries (MACT) (06/03/2003)</u> <u>REQUIREMENTS FOR TANKS ALSO SUBJECT TO NSPS Kb</u>	Y	
<u>63.640</u>	<u>Applicability</u>	<u>Y</u>	
<u>63.640(c)(2)</u>	<u>Applicability and Designation of Storage Vessels</u>	<u>Y</u>	
<u>63.640(d)(5)</u>	<u>Exclusion for emission points routed to fuel gas system</u>	<u>Y</u>	
<u>63.640(n)</u>	Which rule governs for storage vessels subject to both Refinery MACT and NSPS subpart Kb?	63.640(n)(1) NSPS subpart Kb Y	
	Does Refinery MACT provide for EFR secondary seals to be pulled back or temporarily removed during NSPS Kb inspections of the primary seal?	63.640(n)(8)(i) YES Y	
	Does Refinery MACT provide for delay of NSPS Kb seal gap measurements due to unsafe conditions?	63.640(n)(8)(ii) YES — up to 30 days, or empty the tank within 45 days Y	
	Does Refinery MACT provide for extensions of time to perform NSPS Kb inspections of unsafe tanks?	63.640(n)(8)(iii) YES — up to 2 extensions of 30 days each Y	
	Does Refinery MACT provide for extensions of time to repair defects found during NSPS Kb inspections?	63.640(n)(8)(iii) YES — up to 2 extensions of 30 days each Y	
	Does Refinery MACT provide for waiving the NSPS Kb prior-request requirement for extensions of time?	63.640(n)(8)(iii) YES Y	
	Does Refinery MACT provide for submitting NSPS Kb documentation of the need for an extension with the next semi-annual periodic report?	63.640(n)(8)(iv) YES Y	
	Does Refinery MACT provide for submitting reports of NSPS Kb inspection failures on the semi-annual periodic report schedule?	63.640(n)(8)(v) YES Y	

**Table IV – ~~CH Cluster 25F-401C101E~~
Source-specific Applicable Requirements
S137 – Tank A-137**

Note: The markups in this table are proposed for F-101E, and are not consistent with F-401C

Applicable Requirement	Regulation Title or Description of Requirement		Federally Enforceable (Y/N)	Future Effective Date
	Does Refinery MACT provide for not reporting the results of NSPS Kb inspections when there was no out-of-compliance (i.e., recordkeeping only)?	63.640(n)(8)(vi) YES	Y	
NSPS Subpart Kb	Volatile Organic Liquid Storage Vessels REQUIREMENTS FOR FIXED ROOF TANK CONTROL DEVICE		Y	
60.112b(a)	Closed vent system Performance requirements:	60.112b(a)(3)(i) no detectable emissions (i.e., < 500 ppm)	Y	
	Control device Performance requirements:	60.112b(a)(3)(ii) at least 95% efficient, or a flare per 60.18	Y	
60.113b(e)(2)	Control device (other than flare) Operating requirements:	60.113b(e)(2) operate and monitor per the plan	Y	
60.115b	Recordkeeping for inspections: Keep inspection reports as specified.	60.115b Keep required records for 5 years	Y	
60.115b(e)	Recordkeeping for tanks routed to a control device other than a flare:	60.115b(e) operating plan & records of parametric monitoring data	Y	
60.116b(a)	Applicability records: Time period for keeping records of applicability determination; unless specified otherwise.	60.116b(a) Keep required records for 5 years	Y	
60.116b(b)	Applicability records: Records of dimensions & capacity required for nonexempt tanks?	60.116b(b) Required Keep record readily accessible for the life of the tank	Y	
60.116b(e)	Applicability records: Additional recordkeeping requirements for certain tanks.	60.116b(e) identification & TVP of the stored product, if capacity ≥ 20,000 gallons. And TVP ≥ 2.2, OR capacity ≥ 40,000 gallons. And TVP ≥ 0.51 Keep record as long as the tank is in that service	Y	
60.116b(e)	True vapor pressure (TVP) determination for applicability:	60.116b(e) maximum TVP of the stored liquid, based on highest calendar month average storage temperature	Y	
60.116b(g)	Applicability determination: Miscellaneous recordkeeping exemptions:	60.116b(g) keeping record of TVP is not required if tank is routed to a compliant control device	Y	

**Table IV – ~~CH Cluster 25F-401C101E~~
Source-specific Applicable Requirements
S137 – Tank A-137**

Note: The markups in this table are proposed for F-101E, and are not consistent with F-401C

Applicable Requirement	Regulation Title or Description of Requirement	Federally Enforceable (Y/N)	Future Effective Date
NSPS Subpart A	New Source Performance Standards GENERAL PROVISIONS	Y	
60.7(a)	Initial Notification: Is initial notification of the source's existence required?	60.7(a)(1) notification within 30 days after begin construction Y	
	Report (document) having initially achieved compliance?	60.7(a)(3) 60.115b(a)(1) & (b)(1) within 15 days after initial fill Y	
	Notification of Compliance Status report:	60.7(a)(3) [cf. 60.115b(a)(1)&(b)(1)] notification within 15 days after startup Y	
	Initial Notification: Is initial notification required if tank becomes affected only as a result of a modification?	60.7(a)(4) notification 60 days or as soon as practicable before the change Y	
60.7(f)	General recordkeeping requirements: Time period for keeping records, unless specified otherwise.	60.7(f) Keep all reports & notifications for 2 years Y	
	General recordkeeping requirements: Keep all reports and notification for the specified period of time.	60.7(f) required Y	
60.14(g)	Achieve compliance for: New Tanks (or tanks that become affected as a result of a change or modification)?	60.14(g) up to 180 days after modifications (otherwise prior to fill) Y	
BAAQMD Condition # 10984	Permit Conditions		
Part 1	Requirement for abatement (basis: cumulative increase)	Y	
Part 2	Throughput limit (basis: cumulative increase)	Y	
Part 3	Materials allowed for storage (basis: cumulative increase)	Y	
Part 4	Record keeping (basis: cumulative increase)	Y	
BAAQMD Condition # 19528			
Part 1	Throughput limit (basis: Regulation 2-1-234.3, Regulation 2-1-403 Regulation 2-6-503)	Y	
BAAQMD Condition # 1952821053			
Part 6	Monitoring requirements for control device (basis: 60.113b(c)(2))	Y	

Table IV—CI Cluster 25
Source-specific Applicable Requirements
S513—Tank A-513
See Table G-XX for S513 (Wastewater Source)

Applicable Requirement	Regulation Title or Description of Requirement	Federally Enforceable (Y/N)	Future Effective Date
BAAQMD Reg 8 Rule 5	Organic Compounds—STORAGE OF ORGANIC LIQUIDS (11/27/02)		
8-5-111	Limited Exemption, Tank Removal From and Return to Service	Y	
8-5-111.1	Limited Exemption, Tank Removal From and Return to Service, Notification	Y	
8-5-111.1.1	Limited Exemption, Tank Removal From and Return to Service, Notification, 3 day prior notification	Y	
8-5-111.1.2	Limited Exemption, Tank Removal From and Return to Service, Notification, Telephone notification	Y	
8-5-111.2	Limited Exemption, Tank Removal From and Return to Service, Tank in compliance prior to notification	Y	
8-5-111.5	Limited Exemption, Tank Removal From and Return to Service, Minimize emissions	Y	
8-5-111.6	Limited Exemption, Tank Removal From and Return to Service, Notice of completion not required	Y	
8-5-111.7	Limited Exemption, Tank Removal From and Return to Service, Satisfy requirements of 8-5-328	Y	
8-5-112	Limited Exemption, Tanks in Operation	Y	
8-5-112.1	Limited Exemption, Tanks in Operation, Notification	Y	
8-5-112.1.1	Limited Exemption, Tanks in Operation, Notification, 3 day prior notification	Y	
8-5-112.1.2	Limited Exemption, Tanks in Operation, Notification, Telephone notification	Y	
8-5-112.2	Limited Exemption, Tanks in Operation, Tank in compliance prior to start of work. Certified per 8-5-404	Y	
8-5-112.3	Limited Exemption, Tanks in Operation, No product movement, Minimize emissions	Y	
8-5-112.4	Limited Exemption, Tanks in Operation, Not to exceed 7 days	Y	
8-5-301	Storage Tank Control Requirements	Y	
8-5-302	Requirements for Submerged Fill Pipes	Y	
8-5-303	Requirements for Pressure Vacuum Valve	Y	
8-5-306	Requirements for Approved Emission Control Systems	Y	
8-5-328	Tank Degassing Requirements	Y	
8-5-403	Inspection Requirements for Pressure Vacuum Valves	Y	
8-5-404	Certification	Y	
8-5-405	Information Required	Y	
8-5-501	Records	Y	

Table IV—CI Cluster 25
Source-specific Applicable Requirements
S513—Tank A-513
See Table G-XX for S513 (Wastewater Source)

Applicable Requirement	Regulation Title or Description of Requirement	Federally Enforceable (Y/N)	Future Effective Date
8-5-502	Tnk-Degassing Annual Source Test Requirement	Y	
8-5-503	Portable Hydrocarbon Detector	Y	
<i>Refinery</i> <i>MACT</i>	NESHAP for Petroleum Refineries		
63.640(n)	REQUIREMENTS FOR TANKS ALSO SUBJECT TO NSPS Kb	Y	
	Which rule governs for storage vessels subject to both Refinery MACT and NSPS subpart Kb?	63.640(n)(1) NSPS subpart Kb Y	
	Does Refinery MACT provide for EFR secondary seals to be pulled back or temporarily removed during NSPS Kb inspections of the primary seal?	63.640(n)(8)(i) YES Y	
	Does Refinery MACT provide for delay of NSPS Kb seal gap measurements due to unsafe conditions?	63.640(n)(8)(ii) YES—up to 30 days, or empty the tank within 45 days Y	
	Does Refinery MACT provide for extensions of time to perform NSPS Kb inspections of unsafe tanks?	63.640(n)(8)(iii) YES—up to 2 extensions of 30 days each Y	
	Does Refinery MACT provide for extensions of time to repair defects found during NSPS Kb inspections?	63.640(n)(8)(iii) YES—up to 2 extensions of 30 days each Y	
	Does Refinery MACT provide for waiving the NSPS Kb prior-request requirement for extensions of time?	63.640(n)(8)(iii) YES Y	
	Does Refinery MACT provide for submitting NSPS Kb documentation of the need for an extension with the next semi-annual periodic report?	63.640(n)(8)(iv) YES Y	
	Does Refinery MACT provide for submitting reports of NSPS Kb inspection failures on the semi-annual periodic report schedule?	63.640(n)(8)(v) YES Y	
	Does Refinery MACT provide for not reporting the results of NSPS Kb inspections when there was no out-of-compliance (i.e., recordkeeping only)?	63.640(n)(8)(vi) YES Y	
NSPS Subpart Kb	Volatile Organic Liquid Storage Vessels REQUIREMENTS FOR FIXED ROOF TANK CONTROL DEVICE	Y	

Table IV—CI Cluster 25
Source-specific Applicable Requirements
S513—Tank A-513
See Table G-XX for S513 (Wastewater Source)

Applicable Requirement	Regulation Title or Description of Requirement	Federally Enforceable (Y/N)	Future Effective Date
60.112b(a)	Closed vent system Performance requirements:	60.112b(a)(3)(i) no detectable emissions (i.e., < 500 ppm)	Y
	Control device Performance requirements:	60.112b(a)(3)(ii) at least 95% efficient, or a flare per 60.18	Y
60.113b(c)(2)	Control device (other than flare) Operating requirements:	60.113b(c)(2) operate and monitor per the plan	Y
60.115b	Recordkeeping for inspections: Keep inspection reports as specified.	60.115b Keep required records for 5 years	Y
60.115b(e)	Recordkeeping for tanks routed to a control device other than a flare:	60.115b(e) operating plan & records of parametric monitoring data	Y
60.116b(a)	Applicability records: Time period for keeping records of applicability determination, unless specified otherwise.	60.116b(a) Keep required records for 5 years	Y
60.116b(b)	Applicability records: Records of dimensions & capacity required for nonexempt tanks?	60.116b(b) Required Keep record readily accessible for the life of the tank	Y
60.116b(e)	Applicability records: Additional recordkeeping requirements for certain tanks.	60.116b(e) identification & TVP of the stored product, if capacity ≥ 20,000 gallons. And TVP ≥ 2.2, OR capacity ≥ 40,000 gallons. And TVP ≥ 0.51 Keep record as long as the tank is in that service	Y
60.116b(e)	True vapor pressure (TVP) determination for applicability:	60.116b(e) maximum TVP of the stored liquid, based on highest calendar month average storage temperature	Y
60.116b(g)	Applicability determination: Miscellaneous recordkeeping exemptions:	60.116b(g) keeping record of TVP is not required if tank is routed to a compliant control device	Y
NSPS Subpart A	New Source Performance Standards GENERAL PROVISIONS		Y
60.7(a)	Initial Notification: Is initial notification of the source's existence required?	60.7(a)(1) notification within 30 days after begin construction	Y
	Report (document) having initially achieved compliance?	60.7(a)(3) 60.115b(a)(1) & (b)(1) within 15 days after initial fill	Y

Table IV—CI Cluster 25
Source-specific Applicable Requirements
S513—Tank A-513
See Table G-XX for S513 (Wastewater Source)

Applicable Requirement	Regulation Title or Description of Requirement	Federally Enforceable (Y/N)	Future Effective Date
	Notification of Compliance Status report:	60.7(a)(3) [cf. 60.115b(a)(1)&(b)(1)] notification within 15 days after startup	Y
	Initial Notification: Is initial notification required if tank becomes affected only as a result of a modification?	60.7(a)(4) notification 60 days or as soon as practicable before the change	Y
60.7(f)	General recordkeeping requirements: Time period for keeping records, unless specified otherwise.	60.7(f) Keep all reports & notifications for 2 years	Y
	General recordkeeping requirements: Keep all reports and notification for the specified period of time.	60.7(f) required	Y
60.14(g)	Achieve compliance for: <u>New Tanks</u> (or tanks that become affected as a result of a change or modification)?	60.14(g) up to 180 days after modifications (otherwise prior to fill)	Y
BAAQMD Condition # 19528			
Part 1	Throughput limit (basis: Regulation 2-1-234.3, Regulation 2-1-403 Regulation 2-6-503)	Y	
BAAQMD Condition # 19528			
Part 6	Monitoring requirements for control device (basis: 60.113b(e)(2))	Y	

Table IV – ~~CI~~ Cluster 25F-404
Source-specific Applicable Requirements
S1489 Fixed Volume Portable Tank #1, S1490 Fixed Volume Portable Tank #2,
S1491 Fixed Volume Portable Tank #3
MACT Group 1/NSPS Kb Abated by Carbon

Applicable Requirement	Regulation Title or Description of Requirement	Federally Enforceable (Y/N)	Future Effective Date
BAAQMD Reg 8 Rule 5	Organic Compounds - STORAGE OF ORGANIC LIQUIDS (11/27/0210/18/2006)		

Table IV – ~~C1a Cluster 25F-404~~
Source-specific Applicable Requirements
S1489 Fixed Volume Portable Tank #1, S1490 Fixed Volume Portable Tank #2,
S1491 Fixed Volume Portable Tank #3
MACT Group 1/NSPS Kb Abated by Carbon

Applicable Requirement	Regulation Title or Description of Requirement	Federally Enforceable (Y/N)	Future Effective Date
8-5-100	General	Y	
8-5-101	Description	Y	
8-5-111.1	Limited Exemption, Tank Removal From and Return to Service, Notification	Y	
8-5-111.1.1	Limited Exemption, Tank Removal From and Return to Service, Notification	Y	
8-5-111.1.2	Limited Exemption, Tank Removal From and Return to Service, Notification	Y	
8-5-111.2	Limited Exemption, Tank Removal From and Return to Service; Tank in compliance at time of notification	N	
8-5-111.4	Limited Exemption, Tank Removal From and Return to Service; Use vapor recovery during filling and emptying on tanks so equipped	Y	
8-5-111.5	Limited Exemption, Tank Removal From and Return to Service; Minimize emissions and, if required, degas per 8-5-328	N	
8-5-111.6	Limited Exemption, Tank Removal From and Return to Service; Self report if out of compliance during exemption period	N	
8-5-112	Limited Exemption, Preventative Maintenance and Inspection of Tanks in Operation	N	
8-5-112.1	Limited Exemption, Preventative Maintenance and Inspection of Tanks in Operation; Notification	Y	
8-5-112.1.1	Limited Exemption, Preventative Maintenance and Inspection of Tanks in Operation; Notification	Y	
8-5-112.1.2	Limited Exemption, Preventative Maintenance and Inspection of Tanks in Operation; Notification	Y	
8-5-112.2	Limited Exemption, Preventative Maintenance and Inspection of Tanks in Operation; Tank in compliance at time of notification	N	
8-5-112.3	Limited Exemption, Preventative Maintenance and Inspection of Tanks in Operation; No product movement, Minimize emissions	Y	
8-5-112.4	Limited Exemption, Preventative Maintenance and Inspection of Tanks in Operation; Not to exceed 7 days	N	
8-5-112.5	Limited Exemption, Preventative Maintenance and Inspection of Tanks in Operation; Self report if out of compliance during exemption period	N	
8-5-112.6	Limited Exemption, Preventative Maintenance and Inspection of Tanks in Operation; Keep records for each exemption	N	
8-5-112.6.1	Limited Exemption, Preventative Maintenance and Inspection of Tanks in Operation; Keep records for each exemption	N	

Table IV – ~~C1a Cluster 25F-404~~
Source-specific Applicable Requirements
S1489 Fixed Volume Portable Tank #1, S1490 Fixed Volume Portable Tank #2,
S1491 Fixed Volume Portable Tank #3
MACT Group 1/NSPS Kb Abated by Carbon

Applicable Requirement	Regulation Title or Description of Requirement	Federally Enforceable (Y/N)	Future Effective Date
8-5-112.6.2	Limited Exemption, Preventative Maintenance and Inspection of Tanks in Operation; Keep records for each exemption	<u>N</u>	
8-5-112.6.3	Limited Exemption, Preventative Maintenance and Inspection of Tanks in Operation; Keep records for each exemption	<u>N</u>	
8-5-112.6.4	Limited Exemption, Preventative Maintenance and Inspection of Tanks in Operation; Keep records for each exemption	<u>N</u>	
8-5-117	Limited Exemption, Low Vapor Pressure	<u>N</u>	
8-5-118	Limited Exemption, Gas Tight Requirements	<u>N</u>	
8-5-119	Limited Exemption, Repair Period - Optional	<u>N</u>	
8-5-119.1	Limited Exemption, Repair Period - Optional	<u>N</u>	
8-5-119.2	Limited Exemption, Repair Period - Optional	<u>N</u>	
8-5-119.3	Limited Exemption, Repair Period - Optional	<u>N</u>	
8-5-301	Storage Tank Control Requirements	<u>N</u>	
8-5-303	Requirements for Pressure Vacuum Valves	<u>N</u>	
8-5-303.1	Requirements for Pressure Vacuum Valves; Set pressure	<u>N</u>	
8-5-303.2	Requirements for Pressure Vacuum Valves; Gas tight requirement or abatement	<u>N</u>	
8-5-306	Requirements for Approved Emission Control Systems	<u>N</u>	
8-5-306.1	Requirements for Approved Emission Control Systems: Abatement efficiency >= 95%	<u>N</u>	
8-5-307	Requirements for Fixed Roof Tanks, Pressure Tanks and Blanketed Tanks	<u>N</u>	
8-5-307.1	Requirements for Fixed Roof Tanks, Pressure Tanks and Blanketed Tanks: no liquid leakage through shell	<u>N</u>	
8-5-328	Tank Degassing Requirements	<u>N</u>	
8-5-328.1	Tank Degassing Requirements; Tanks > 75 cubic meters	<u>N</u>	
8-5-328.2	Tank Degassing Requirements; Ozone Excess Day Prohibition	<u>Y</u>	
8-5-328.3	Tank Degassing Requirements; BAAQMD notification required	<u>N</u>	
8-5-331	Tank Cleaning Requirements	<u>N</u>	
8-5-331.1	Tank Cleaning Requirements; Cleaning material properties	<u>N</u>	
8-5-331.2	Tank Cleaning Requirements; Steam cleaning prohibition	<u>N</u>	
8-5-331.3	Tank Cleaning Requirements; Steam cleaning exceptions	<u>N</u>	
8-5-403	Inspection Requirements for Pressure Relief Devices	<u>N</u>	
8-5-403.1	Inspection Requirements for Pressure Relief Devices; pressure vacuum valves	<u>N</u>	

Table IV – ~~C1a Cluster 25F-404~~
Source-specific Applicable Requirements
S1489 Fixed Volume Portable Tank #1, S1490 Fixed Volume Portable Tank #2,
S1491 Fixed Volume Portable Tank #3
MACT Group 1/NSPS Kb Abated by Carbon

Applicable Requirement	Regulation Title or Description of Requirement	Federally Enforceable (Y/N)	Future Effective Date
8-5-403.2	Inspection Requirements for Pressure Relief Devices; PRDs except pressure vacuum valves	N	
8-5-404	Inspection, Abatement Efficiency Determination, and Source Test Reports	N	
8-5-411	Enhanced Monitoring Program (Optional)	N	
8-5-411.3	Enhanced Monitoring Program (Optional); Performance requirements	N	
8-5-501	Records	N	
8-5-501.1	Records; Type and amounts of liquid, type of blanket gas, TVP - Retain 24 months	Y	
8-5-501.3	Records; Retention	N	
8-5-501.4	Records; New PV setpoints	N	
8-5-502	Source Test Requirements and exemption for sources vented to fuel gas	N	
8-5-502.1	Source Test Requirements; Annual source test for approved emission control systems and abatement devices for 8-5-303.2, 8-5-306.1, 8-5-307.3	N	
8-5-602	Analysis of Samples, True Vapor Pressure	Y	
8-5-603	Determination of Abatement Efficiency	N	
8-5-604	Determination of Applicability Based on True Vapor Pressure	Y	
8-5-605	Measurement of Leak Concentration and Residual Concentrations	N	
8-5-605.1	Measurement of Leak Concentration and Residual Concentrations; EPA Method 21 Instrument	N	
8-5-605.2	Measurement of Leak Concentration and Residual Concentrations; Test Methods	N	
8-5-606	Analysis of Samples, Tank Cleaning Agents	N	
8-5-606.1	Analysis of Samples, Tank Cleaning Agents; IBP	N	
8-5-606.2	Analysis of Samples, Tank Cleaning Agents; TVP	N	
8-5-606.3	Analysis of Samples, Tank Cleaning Agents; VOC	N	
SIP Regulation 8 Rule 5	Organic Compounds - Storage of Organic Liquids (06/05/2003)	-	
8-5-111	Limited Exemption, Tank Removal From and Return to Service	Y	
8-5-111.1	Limited Exemption, Tank Removal From and Return to Service, Notification	Y	
8-5-111.1.1	Limited Exemption, Tank Removal From and Return to Service, Notification, 3 day prior notification	Y	

Table IV – ~~C1a Cluster 25F-404~~
Source-specific Applicable Requirements
S1489 Fixed Volume Portable Tank #1, S1490 Fixed Volume Portable Tank #2,
S1491 Fixed Volume Portable Tank #3
MACT Group 1/NSPS Kb Abated by Carbon

Applicable Requirement	Regulation Title or Description of Requirement	Federally Enforceable (Y/N)	Future Effective Date
8-5-111.1.2	Limited Exemption, Tank Removal From and Return to Service, Notification, Telephone notification	Y	
8-5-111.2	Limited Exemption, Tank Removal From and Return to Service, Tank in compliance prior to notification	Y	
8-5-111.5	Limited Exemption, Tank Removal From and Return to Service, Minimize emissions	Y	
8-5-111.6	Limited Exemption, Tank Removal From and Return to Service, Notice of completion not required	Y	
8-5-111.7	Limited Exemption, Tank Removal From and Return to Service, Satisfy requirements of 8-5-328	Y	
8-5-112	Limited Exemption, Tanks in Operation	Y	
8-5-112.1	Limited Exemption, Tanks in Operation, Notification	Y	
8-5-112.1.1	Limited Exemption, Tanks in Operation, Notification, 3 day prior notification	Y	
8-5-112.1.2	Limited Exemption, Tanks in Operation, Notification, Telephone notification	Y	
8-5-112.2	Limited Exemption, Tanks in Operation, Tank in compliance prior to start of work. Certified per 8-5-404	Y	
8-5-112.3	Limited Exemption, Tanks in Operation, No product movement, Minimize emissions	Y	
8-5-112.4	Limited Exemption, Tanks in Operation, Not to exceed 7 days	Y	
8-5-117	Exemption, Low Vapor Pressure	Y	
8-5-301	Storage Tank Control Requirements	Y	
8-5-302	Requirements for Submerged Fill Pipes	Y	
8-5-303	Requirements for Pressure Vacuum Valves	Y	
8-5-303.1	Requirements for Pressure Vacuum Valves	Y	
8-5-303.2	Requirements for Pressure Vacuum Valves	Y	
8-5-306	Requirements for Approved Emission Control Systems	Y	
8-5-328	Tank Degassing Requirements	Y	
8-5-328.1	Tank degassing requirements: Tanks > 75 cubic meters	Y	
8-5-328.1.2	Tank degassing requirements: Concentration of <10,000 ppm as methane after degassing	Y	
8-5-403	Inspection Requirements for Pressure Vacuum Valves	Y	
8-5-404	Certification	Y	
8-5-405	Report	Y	
8-5-405.1	Information required	Y	

Table IV – ~~C1a Cluster 25F-404~~
Source-specific Applicable Requirements
S1489 Fixed Volume Portable Tank #1, S1490 Fixed Volume Portable Tank #2,
S1491 Fixed Volume Portable Tank #3
MACT Group 1/NSPS Kb Abated by Carbon

Applicable Requirement	Regulation Title or Description of Requirement	Federally Enforceable (Y/N)	Future Effective Date
8-5-405.2	Information required	<u>Y</u>	
8-5-405.3	Information required	<u>Y</u>	
8-5-501	Records	Y	
8-5-502	Tank Degassing Annual Source Test Requirement	Y	
8-5-503	Portable Hydrocarbon Detector	Y	
8-5-603	Determination of Emissions	<u>Y</u>	
8-5-603.1	Determination of Emissions; Method to test emission control system (8-5-306)	<u>Y</u>	
8-5-605	Pressure-Vacuum Valve Gas Tight Determination	<u>Y</u>	
<u>BAAQMD Regulation 8, Rule 8</u>	<u>Organic Compounds – OIL WATER SEPARATORS – (6/15/94)</u>		
8-8-305	Oil Water Separator And/Or Air Flotation Unit Slop Oil Vessels	Y	
8-8-305.2	An organic compound vapor recovery system with combined collection and destruction efficiency of at least 70% by weight.	Y	
<u>BAAQMD Regulation 10</u>	<u>Standards of Performance for New Stationary Sources incorporated by reference (02/16/2000)</u>		
10-17	Subpart Kb – Standards of Performance for Storage Vessels for Petroleum Liquids for which Construction, Reconstruction, or Modification Commence After May 18, 1978, and Prior to July 23, 1984	<u>Y</u>	
<u>BAAQMD Regulation 11, Rule 12</u>	<u>Hazardous Pollutants - National Emission Standard for Benzene Emissions From Benzene Transfer Operations and Benzene Waste Operations (Adopted 07/18/1990; Subpart FF last amended 01/05/1994)</u>	<u>Y</u>	
<u>40 CFR 60 Subpart Kb</u>	<u>NSPS – Standards of Performance for Storage Vessels for Petroleum Liquids for which Construction, Reconstruction, or Modification Commence After May 18, 1978, and Prior to July 23, 1984</u>	-	
60.110b	Applicability and Designation of Affected Facility	<u>Y</u>	
60.110b(a)	Applicability and Designation of Affected Facility; Volatile organic liquid storage vessels > or = to 75 cu m, after 7/23/1984	<u>Y</u>	
60.110b(b)	Applicability and Designation of Affected Facility – Exemption for low vapor pressure; NSPS Kb does not apply to vessels with capacity > 151 cu m and TVP < 3.5 kPa or to vessels with capacity >= 75 cu m and <= 151 cu m and TVP < 15.0 kPa.	<u>Y</u>	

Table IV – ~~C1a Cluster 25F-404~~
Source-specific Applicable Requirements
S1489 Fixed Volume Portable Tank #1, S1490 Fixed Volume Portable Tank #2,
S1491 Fixed Volume Portable Tank #3
MACT Group 1/NSPS Kb Abated by Carbon

Applicable Requirement	Regulation Title or Description of Requirement	Federally Enforceable (Y/N)	Future Effective Date
60.112b	Standard for Volatile Organic Compounds (VOC)	Y	
60.112b(a)	Standard for Volatile Organic Compounds (VOC); Requirement for tanks-- > 151 cu m with maximum TVP >=5.2 kPa and <76.6; or >= 75 cu m and < 151 cu m with maximum TVP >= 27.6 kPa and < 76.6 kPa	Y	
60.112b(a)(3)	Standard for Volatile Organic Compounds (VOC); Closed vent system and control device	Y	
60.112b(a)(3)(i)	Standard for Volatile Organic Compounds (VOC); Closed vent system and control device no detectable emissions	Y	
60.112b(a)(3)(ii)	Standard for Volatile Organic Compounds (VOC); Closed vent system and control device >= 95% inlet VOC emission reduction. If a flare is used as the control device, it shall meet the specifications of 60.18	Y	
60.113b	Testing and Procedures	Y	
60.113b(c)	Testing and Procedures; Closed vent system and control device (not flare)	Y	
60.113b(c)(1)	Testing and Procedures; Closed vent system and control device (not flare) operating plan submission	Y	
60.113b(c)(1)(i)	Testing and Procedures; Closed vent system and control device (not flare) operating plan--efficiency demonstration	Y	
60.113b(c)(1)(ii)	Testing and Procedures; Closed vent system and control device (not flare) operating plan--monitoring parameters	Y	
60.113b(c)(2)	Testing and Procedures; Closed vent system and control device (not flare) operate in accordance with operating plan	Y	
60.115b	Recordkeeping and Reporting Requirements	Y	
60.115b(c)	Reporting and Recordkeeping Requirements; Closed vent system and control device (not flare)	Y	
60.115b(c)(1)	Reporting and Recordkeeping Requirements; Closed vent system and control device (not flare) operating plan copy	Y	
60.115b(c)(2)	Reporting and Recordkeeping Requirements; Closed vent system and control device (not flare) operating records	Y	
60.116b	Monitoring of Operations	Y	
60.116b(a)	Monitoring of Operations; Record retention	Y	
60.116b(b)	Monitoring of Operations; Permanent record requirements	Y	
60.116b(e)	Monitoring of Operations; Maximum true vapor pressure (TVP)	Y	
60.116b(e)(1)	Monitoring of Operations; TVP Determination Criteria	Y	
60.116b(e)(2)	Monitoring of Operations; TVP Determination Criteria, Crude Oil	Y	

Table IV – ~~C1a Cluster 25F-404~~
Source-specific Applicable Requirements
S1489 Fixed Volume Portable Tank #1, S1490 Fixed Volume Portable Tank #2,
S1491 Fixed Volume Portable Tank #3
MACT Group 1/NSPS Kb Abated by Carbon

Applicable Requirement	Regulation Title or Description of Requirement	Federally Enforceable (Y/N)	Future Effective Date
60.116b(e)(2)(i)	Monitoring of Operations; Determine TVP-crude oil or refined petroleum products by API method	<u>Y</u>	
60.116b(e)(2)(ii)	Monitoring of Operations; Determine TVP-crude oil or refined petroleum products other than API method	<u>Y</u>	
60.116b(e)(3)	Monitoring of Operations; Determine TVP	<u>Y</u>	
60.116b(e)(3)(i)	Monitoring of Operations; Determine TVP-other liquids-standard reference texts	<u>Y</u>	
60.116b(e)(3)(ii)	Monitoring of Operations; Determine TVP-other liquids-ASTM method	<u>Y</u>	
60.116b(e)(3)(iii)	Monitoring of Operations; Determine TVP-other liquids-other approved measurement method	<u>Y</u>	
60.116b(e)(3)(iv)	Monitoring of Operations; Determine TVP-other liquids-other approved calculation method	<u>Y</u>	
60.116b(f)	Monitoring of Operations; Waste storage tanks (indeterminate or variable composition)	<u>Y</u>	
60.116b(f)(1)	Monitoring of Operations; Waste storage tanks-Determine maximum possible TVP	<u>Y</u>	
60.116b(f)(2)	Monitoring of Operations; Waste storage tanks-Vapor pressure tests	<u>Y</u>	
60.116b(f)(2)(i)	Monitoring of Operations; Waste storage tanks-Vapor pressure tests ASTM D 2879 method	<u>Y</u>	
60.116b(f)(2)(ii)	Monitoring of Operations; Waste storage tanks-Vapor pressure tests ASTM D 323 method	<u>Y</u>	
60.116b(f)(2)(iii)	Monitoring of Operations; Waste storage tanks-Vapor pressure tests-other approved method	<u>Y</u>	
60.116b(g)	Monitoring of Operations; Exemption from 116b(c) and 116b(d)	<u>Y</u>	
40 CFR 61 Subpart FF	NESHAPS – Benzene Waste Operations (12/04/2003)		
61.340	Applicability	<u>Y</u>	
61.340(a)	Applicability: Petroleum Refineries	<u>Y</u>	
61.343(a)	Standards: Tanks; Benzene-containing wastes, comply with (a)(1) or (a)(2)	<u>Y</u>	
61.343(a)(1)	The owner or operator shall install, operate, and maintain a fixed-roof and closed-vent system that routes all organic vapors vented from the tank to a control device.	<u>Y</u>	
61.343(a)(1)(i)(A)	Standards: Tanks---No detectable emissions >= 500 ppmv; annual inspection	<u>Y</u>	

Table IV – ~~C1a Cluster 25F-404~~
Source-specific Applicable Requirements
S1489 Fixed Volume Portable Tank #1, S1490 Fixed Volume Portable Tank #2,
S1491 Fixed Volume Portable Tank #3
MACT Group 1/NSPS Kb Abated by Carbon

Applicable Requirement	Regulation Title or Description of Requirement	Federally Enforceable (Y/N)	Future Effective Date
61.343(a)(1)(i)(B)	Standards: Tanks; Fixed Roof--No openings	Y	
61.343(a)(1)(i)	Standards: Tanks; Closed-vent systems and control device are subject to 61.349	Y	
61.343(c)	Standards: Tanks; Fixed roof quarterly inspection	Y	
61.343(d)	Standards: Tanks; Fixed roof repairs	Y	
61.349	Standards: Closed-Vent Systems and Control Devices	Y	
61.349(a)	Standards: Closed-Vent Systems and Control Devices; Applicability	Y	
61.349(a)(1)(i)	Standards: Closed-Vent Systems and Control Devices-Closed vent systems--No detectable emissions >= 500 ppmv; annual inspection	Y	
61.349(a)(1)(i)(B)	Car-sealed valves on bypass lines in closed-vent system	Y	
61.349(a)(1)(i)(ii)	Gauging/sampling devices are gas-tight	Y	
61.349(a)(1)(i)(v)	Safety valve provisions	Y	
61.349(a)(2)(i)	Controlled by vapor recovery: 95% VOC or 98% benzene control	Y	
61.349(b)	Operated at all times.	Y	
61.349(c)(1)	Demonstrate efficiency required in 61.349(a)(2)	Y	
61.349(e)	Standards: Closed-Vent Systems and Control Devices; Control Device Performance Demonstration--Administrator-specified methods	Y	
61.349(f)	Visually inspect for leaks quarterly	Y	
61.349(g)	Repair leaks: 5 days for first attempt; 15 days for complete repair	Y	
61.349(h)	Monitor per 61.354(c)	Y	
61.354	Monitoring of Operations	Y	
61.354(c)	Monitoring of Operations; Closed-vent systems and control devices--Continuously monitor control device operation	Y	
61.354(d)	Monitoring of Operations; Closed-vent systems and control devices--Non-regenerate carbon adsorption system requirements	Y	
61.354(f)(1)	Visually inspect carseal/valve positions monthly	Y	
61.356	Recordkeeping Requirements	Y	
61.356(i)	Recordkeeping Requirements: Control device	Y	
61.356(i)(3)(i)	Recordkeeping Requirements: Control device – periods and duration when any valve car-seal required under 61.349(a)(1)(ii) is broken or the bypass line valve position has changed.	Y	

**Table IV – ~~C1a Cluster 25F-404~~
Source-specific Applicable Requirements
S1489 Fixed Volume Portable Tank #1, S1490 Fixed Volume Portable Tank #2,
S1491 Fixed Volume Portable Tank #3
MACT Group 1/NSPS Kb Abated by Carbon**

Applicable Requirement	Regulation Title or Description of Requirement	Federally Enforceable (Y/N)	Future Effective Date
61.356(j)(9)	Recordkeeping Requirements: Control device – If a carbon adsorber is used, maintain records from monitoring device of concentration of organics or concentration of benzene in control device outlet gas stream. Other recordkeeping requirements	Y	
61.356(j)(10)	Recordkeeping Requirements: Control device – If a carbon adsorber that is not regenerated directly on site in the control device is used, then maintain records of dates and times when the control device is monitored, when breakthrough is measured, and the dates and times of carbon replacement.	Y	
<i>Refinery MACT</i>	NESHAP for Petroleum Refineries REQUIREMENTS FOR TANKS ALSO SUBJECT TO NSPS Kb	Y	
63.640(n)	Which rule governs for storage vessels subject to both Refinery MACT and NSPS subpart Kb?	63.640(n)(1) NSPS subpart Kb Y	
	Does Refinery MACT provide for EFR secondary seals to be pulled back or temporarily removed during NSPS Kb inspections of the primary seal?	63.640(n)(8)(i) YES Y	
	Does Refinery MACT provide for delay of NSPS Kb seal gap measurements due to unsafe conditions?	63.640(n)(8)(ii) YES – up to 30 days, or empty the tank within 45 days Y	
	Does Refinery MACT provide for extensions of time to perform NSPS Kb inspections of unsafe tanks?	63.640(n)(8)(iii) YES – up to 2 extensions of 30 days each Y	
	Does Refinery MACT provide for extensions of time to repair defects found during NSPS Kb inspections?	63.640(n)(8)(iii) YES – up to 2 extensions of 30 days each Y	
	Does Refinery MACT provide for waiving the NSPS Kb prior-request requirement for extensions of time?	63.640(n)(8)(iii) YES Y	
	Does Refinery MACT provide for submitting NSPS Kb documentation of the need for an extension with the next semi-annual periodic report?	63.640(n)(8)(iv) YES Y	

Table IV – ~~C1a Cluster 25F-404~~
Source-specific Applicable Requirements
S1489 Fixed Volume Portable Tank #1, S1490 Fixed Volume Portable Tank #2,
S1491 Fixed Volume Portable Tank #3
MACT Group 1/NSPS Kb Abated by Carbon

Applicable Requirement	Regulation Title or Description of Requirement		Federally Enforceable (Y/N)	Future Effective Date
	Does Refinery MACT provide for submitting reports of NSPS Kb inspection failures on the semi-annual periodic report schedule?	63.640(n)(8)(v) YES	Y	
	Does Refinery MACT provide for not reporting the results of NSPS Kb inspections when there was no out-of-compliance (i.e., recordkeeping only)?	63.640(n)(8)(vi) YES	Y	
NSPS Subpart Kb	Volatile Organic Liquid Storage Vessels REQUIREMENTS FOR FIXED ROOF TANK CONTROL DEVICE		Y	
60.112b(a)	Closed vent system Performance requirements:	60.112b(a)(3)(i) no detectable emissions (i.e., < 500 ppm)	Y	
	Control device Performance requirements:	60.112b(a)(3)(ii) at least 95% efficient, or a flare per 60.18	Y	
60.113b(e)(2)	Control device (other than flare) Operating requirements:	60.113b(e)(2) operate and monitor per the plan	Y	
60.115b	Recordkeeping for inspections: Keep inspection reports as specified.	60.115b Keep required records for 5 years	Y	
60.115b(e)	Recordkeeping for tanks routed to a control device other than a flare:	60.115b(e) operating plan & records of parametric monitoring data	Y	
60.116b(a)	Applicability records: Time period for keeping records of applicability determination, unless specified otherwise.	60.116b(a) Keep required records for 5 years	Y	
60.116b(b)	Applicability records: Records of dimensions & capacity required for nonexempt tanks?	60.116b(b) Required Keep record readily accessible for the life of the tank	Y	
60.116b(e)	Applicability records: Additional recordkeeping requirements for certain tanks.	60.116b(e) identification & TVP of the stored product, if capacity ≥ 20,000 gallons, and TVP ≥ 2.2, OR capacity ≥ 40,000 gallons, and TVP ≥ 0.51 Keep record as long as the tank is in that service	Y	

Table IV – ~~C1a Cluster 25F-404~~
Source-specific Applicable Requirements
S1489 Fixed Volume Portable Tank #1, S1490 Fixed Volume Portable Tank #2,
S1491 Fixed Volume Portable Tank #3
MACT Group 1/NSPS Kb Abated by Carbon

Applicable Requirement	Regulation Title or Description of Requirement	Federally Enforceable (Y/N)	Future Effective Date
60.116b(e)	True vapor pressure (TVP) determination for applicability:	60.116b(e) maximum TVP of the stored liquid, based on highest calendar month average storage temperature	Y
60.116b(g)	Applicability determination: Miscellaneous recordkeeping exemptions:	60.116b(g) keeping record of TVP is not required if tank is routed to a compliant control device	Y
NSPS Subpart A	New Source Performance Standards GENERAL PROVISIONS	Y	
60.7(a)	Initial Notification: Is initial notification of the source's existence required?	60.7(a)(1) notification within 30 days after begin construction	Y
	Report (document) having initially achieved compliance?	60.7(a)(3) 60.115b(a)(1) & (b)(1) within 15 days after initial fill	Y
	Notification of Compliance Status report:	60.7(a)(3) [cf. 60.115b(a)(1)&(b)(1)] notification within 15 days after startup	Y
	Initial Notification: Is initial notification required if tank becomes affected only as a result of a modification?	60.7(a)(4) notification 60 days or as soon as practicable before the change	Y
60.7(f)	General recordkeeping requirements: Time period for keeping records, unless specified otherwise.	60.7(f) Keep all reports & notifications for 2 years	Y
	General recordkeeping requirements: Keep all reports and notification for the specified period of time.	60.7(f) required	Y
60.14(g)	Achieve compliance for: New Tanks (or tanks that become affected as a result of a change or modification)?	60.14(g) up to 180 days after modifications (otherwise prior to fill)	Y
BAAQMD Condition # 21535	S1491 <u>Only Fixed Volume Portable Tank #3</u>		
Part 1	Throughput limit (basis: cumulative increase, toxic risk screen)	Y	
Part 2	Abatement at all times with an overall collection and adsorption efficiency of at least 95% by weight POC (basis: cumulative increase, toxic risk screen).	Y	

Table IV – ~~C1a Cluster 25F-404~~
Source-specific Applicable Requirements
S1489 Fixed Volume Portable Tank #1, S1490 Fixed Volume Portable Tank #2,
S1491 Fixed Volume Portable Tank #3
MACT Group 1/NSPS Kb Abated by Carbon

Applicable Requirement	Regulation Title or Description of Requirement	Federally Enforceable (Y/N)	Future Effective Date
Part 3	Materials to be stored (basis: cumulative increase, toxic risk screen)	Y	
Part 4	Monitoring (basis: cumulative increase, toxic risk screen)	Y	
Part 5	Monitoring log, frequency of change-out (basis: cumulative increase, toxic risk screen)	Y	
Part 6	Vessel breakthrough of first carbon vessel (basis: cumulative increase, toxic risk screen)	Y	
Part 7	Last carbon vessel changeout (basis: cumulative increase, toxic risk screen)	Y	
Part 8	Exceedence reporting (basis: cumulative increase, toxic risk screen)	Y	
Part 9	Records and reporting (basis: cumulative increase, recordkeeping)	Y	
BAAQMD Condition # 21536	S1489 and S1490 <u>Fixed Volume Portable Tanks #1 and #2 Only</u>		
Part 1	Throughput limit for S1489 (basis: cumulative increase, toxic risk screen)	Y	
Part 2	Throughput limit for S1490 (basis: cumulative increase, toxic risk screen)	Y	
Part 3	Abatement at all times with an overall collection and adsorption efficiency of at least 95% by weight POC (basis: cumulative increase, toxic risk screen).	Y	
Part 4	Materials to be stored (basis: cumulative increase, toxic risk screen)	Y	
Part 5	Monitoring (basis: cumulative increase, toxic risk screen)	Y	
Part 6	Monitoring log, frequency of change-out (basis: cumulative increase, toxic risk screen)	Y	
Part 7	Vessel breakthrough of first carbon vessel (basis: cumulative increase, toxic risk screen)	Y	
Part 8	Last carbon vessel changeout (basis: cumulative increase, toxic risk screen)	Y	
Part 9	Exceedence reporting (basis: cumulative increase, toxic risk screen)	Y	
Part 10	Records and reporting (basis: cumulative increase, recordkeeping)	Y	

Table IV – ~~CJ Cluster 26F-201A~~
Source-specific Applicable Requirements
~~S19 (B2759) – Tank B-19, S21 (B2759) – Tank B-021, S30 (B2759) – Tank B-30, S49~~
(B2759) – Tank B-49, S50 (B2759) – Tank B-050

Applicable Requirement	Regulation Title or Description of Requirement	Federally Enforceable (Y/N)	Future Effective Date
BAAQMD Reg 8 Rule 5	Organic Compounds - STORAGE OF ORGANIC LIQUIDS REQUIREMENTS (10/18/2006) Requirements for External Floating Roof Tanks(11/27/02)		
8-5-100	General	Y	
8-5-101	Description	Y	
8-5-111	Limited Exemption, Tank Removal From and Return to Service	N Y	
8-5-111.1	Limited Exemption, Tank Removal From and Return to Service, Notification	Y	
8-5-111.1.1	Limited Exemption, Tank Removal From and Return to Service, Notification, 3 day prior notification	Y	
8-5-111.1.2	Limited Exemption, Tank Removal From and Return to Service, Notification, Telephone notification	Y	
8-5-111.2	Limited Exemption, Tank Removal From and Return to Service, Tank in compliance prior to notification	N Y	
8-5-111.3	Limited Exemption, Tank Removal From and Return to Service: Floating roof tanks - continuous and quick filling, emptying and refilling	Y	
8-5-111.5	Limited Exemption, Tank Removal From and Return to Service, Minimize emissions	N Y	
8-5-111.6	Limited Exemption, Tank Removal From and Return to Service, Notice of completion not required	N Y	
8-5-111.7	Limited Exemption, Tank Removal From and Return to Service, Satisfy requirements of 8-5-328	Y	
8-5-112	Limited Exemption, Preventative Maintenance and Inspection of Tanks in Operation	Y N	
8-5-112.1	Limited Exemption, Preventative Maintenance and Inspection of Tanks in Operation, Notification	Y	
8-5-112.1.1	Limited Exemption, Preventative Maintenance and Inspection of Tanks in Operation, Notification, 3 day prior notification	Y	
8-5-112.1.2	Limited Exemption, Preventative Maintenance and Inspection of Tanks in Operation, Notification, Telephone notification	Y	
8-5-112.2	Limited Exemption, Preventative Maintenance and Inspection of Tanks in Operation, Tank in compliance prior to start of work. Certified per 8-5-404at time of notification	N Y	
8-5-112.3	Limited Exemption, Preventative Maintenance and Inspection of Tanks in Operation, No product movement, Minimize emissions	Y	
8-5-112.4	Limited Exemption, Preventative Maintenance and Inspection of Tanks in Operation, Not to exceed 7 days	N Y	

Table IV – ~~CJ Cluster 26F-201A~~
Source-specific Applicable Requirements
~~S19 (B2759) – Tank B-19, S21 (B2759) – Tank B-021, S30 (B2759) – Tank B-30, S49~~
(B2759) – Tank B-49, S50 (B2759) – Tank B-050

Applicable Requirement	Regulation Title or Description of Requirement	Federally Enforceable (Y/N)	Future Effective Date
8-5-112.5	Limited Exemption, Preventative Maintenance and Inspection of Tanks in Operation; Self report if out of compliance during exemption period	<u>N</u>	
8-5-112.6	Limited Exemption, Preventative Maintenance and Inspection of Tanks in Operation; Keep records for each exemption	<u>N</u>	
8-5-112.6.1	Limited Exemption, Preventative Maintenance and Inspection of Tanks in Operation; Keep records for each exemption	<u>N</u>	
8-5-112.6.2	Limited Exemption, Preventative Maintenance and Inspection of Tanks in Operation; Keep records for each exemption	<u>N</u>	
8-5-112.6.3	Limited Exemption, Preventative Maintenance and Inspection of Tanks in Operation; Keep records for each exemption	<u>N</u>	
8-5-112.6.4	Limited Exemption, Preventative Maintenance and Inspection of Tanks in Operation; Keep records for each exemption	<u>N</u>	
8-5-117	Limited Exemption, Low Vapor Pressure	<u>N</u>	
8-5-119	Limited Exemption, Repair Period - Optional	<u>N</u>	
8-5-119.1	Limited Exemption, Repair Period - Optional	<u>N</u>	
8-5-119.2	Limited Exemption, Repair Period - Optional	<u>N</u>	
8-5-119.3	Limited Exemption, Repair Period - Optional	<u>N</u>	
8-5-301	Storage Tank Control Requirements	<u>N</u> ✘	
8-5-302	Requirements for Submerged Fill Pipes	✘	
8-5-303	Requirements for Pressure Vacuum Valve	✘	
8-5-304	Requirements for External Floating Roofs	<u>N</u> ✘	
8-5-304.1	Requirements for External Floating Roofs; Tank fittings	<u>Y</u>	
8-5-304.2	Requirements for External Floating Roofs; Primary seal (8-5-321)	<u>Y</u>	
8-5-304.3	Requirements for External Floating Roofs; Secondary seal (8-5-322)	<u>Y</u>	
8-5-304.4	Requirements for External Floating Roofs; Floating roof	<u>N</u>	
8-5-304.5	Requirements for External Floating Roofs; Tank shell	<u>N</u>	
8-5-304.6	Requirements for External Floating Roofs; Pontoons – no leaks	<u>N</u>	
8-5-304.6.1	Requirements for External Floating Roofs; Pontoons – make gas tight if leaking	<u>N</u>	
8-5-304.6.2	Requirements for External Floating Roofs; Pontoons-repair all leaks at next removal from service	<u>N</u>	
8-5-320	Tank Fitting Requirements	<u>N</u> ✘	
8-5-320.2	Floating Roof Tank Fitting Requirements; Projection below liquid surface	<u>N</u>	
8-5-320.3	Floating Roof Tank Fitting Requirements; Gasketed covers, seals, lids	<u>N</u>	

Table IV – ~~CJ Cluster 26F-201A~~
Source-specific Applicable Requirements
~~S19 (B2759) – Tank B-19, S21 (B2759) – Tank B-021, S30 (B2759) – Tank B-30, S49~~
(B2759) – Tank B-49, S50 (B2759) – Tank B-050

Applicable Requirement	Regulation Title or Description of Requirement	Federally Enforceable (Y/N)	Future Effective Date
8-5-320.3.1	Floating Roof Tank Fitting Requirements; Gasketed covers, seals, lids - Gap requirements	<u>Y</u>	
8-5-320.5	Floating Roof Tank Fitting Requirements; Slotted sampling or gauging wells	<u>N</u>	
8-5-320.5.1	Floating Roof Tank Fitting Requirements; Slotted sampling or gauging wells -projection below liquid surface	<u>Y</u>	
8-5-320.5.2	Floating Roof Tank Fitting Requirements; Slotted sampling or gauging wells -cover, gasket, pole sleeve, pole wiper for EFR wells	<u>N</u>	
8-5-320.5.3	Floating Roof Tank Fitting Requirements; Slotted sampling or gauging wells-total secondary seal gap must include well gap	<u>Y</u>	
8-5-321	Primary Seal Requirements	<u>N</u> ✘	
8-5-321.1	Primary Seal Requirements; No holes, tears, other openings	<u>Y</u>	
8-5-321.2	Primary Seal Requirements; The seal shall be metallic shoe or liquid mounted except as provided in 8-5-305.1.3	<u>Y</u>	
8-5-321.3	Primary Seal Requirements; Metallic-shoe-type seal requirements	<u>N</u>	
8-5-321.3.1	Primary Seal Requirements; Metallic-shoe-type seal requirements--geometry of shoe	<u>Y</u>	
8-5-321.3.2	Primary Seal Requirements; Metallic-shoe-type seal requirements--welded tanks	<u>Y</u>	
8-5-322	Secondary Seal Requirements	<u>N</u> ✘	
8-5-322.1	Secondary Seal Requirements; No holes, tears, other openings	<u>Y</u>	
8-5-322.2	Secondary Seal Requirements; Insertion of probes	<u>Y</u>	
8-5-322.5	Secondary Seal Requirements; Gap requirements for welded external floating roof tanks with seals installed after 9/4/1985	<u>Y</u>	
8-5-322.6	Secondary Seal Requirements; Extent of seal	<u>Y</u>	
8-5-328	Tank Degassing Requirements	<u>N</u> ✘	
8-5-328.1	Tank Degassing Requirements; Tanks > 75 cubic meters	<u>N</u>	
8-5-328.2	Tank Degassing Requirements; Ozone Excess Day Prohibition	<u>Y</u>	
8-5-328.3	Tank Degassing Requirements; BAAQMD notification required	<u>N</u>	
8-5-331	Tank Cleaning Requirements	<u>N</u>	
8-5-331.1	Tank Cleaning Requirements; Cleaning material properties	<u>N</u>	
8-5-331.2	Tank Cleaning Requirements; Steam cleaning prohibition	<u>N</u>	
8-5-331.3	Tank Cleaning Requirements; Steam cleaning exceptions	<u>N</u>	
8-5-401	Inspection Requirements for External Floating Roof	<u>N</u> ✘	
8-5-401.1	Inspection Requirements for External Floating Roof Tanks; Primary and Secondary Seal Inspections	<u>N</u>	

Table IV – ~~CJ Cluster 26F-201A~~
Source-specific Applicable Requirements
~~S19 (B2759) – Tank B-19, S21 (B2759) – Tank B-021, S30 (B2759) – Tank B-30, S49~~
~~(B2759) – Tank B-49, S50 (B2759) – Tank B-050~~

Applicable Requirement	Regulation Title or Description of Requirement	Federally Enforceable (Y/N)	Future Effective Date
8-5-401.2	Inspection Requirements for External Floating Roof Tanks; Tank Fittings Inspections	<u>N</u>	
8-5-403	Inspection Requirements for Pressure Vacuum Valves	Y	
8-5-404	Inspection, Abatement Efficiency Determination, and Source Test Reports Certification	<u>N</u> Y	
8-5-405	Information Required	Y	
8-5-501	Records	Y	
8-5-501.1	Records; Type and amounts of liquid, type of blanket gas, TVP - Retain 24 months	<u>Y</u>	
8-5-501.2	Records; Internal and External Floating Roof Tanks, Seal Replacement Records - Retain 10 years	<u>Y</u>	
8-5-501.3	Records; Retention	<u>N</u>	
8-5-502	Tank Degassing Annual Source Test Requirement	Y	
8-5-503	Portable Hydrocarbon Detector	Y	
8-5-602	Analysis of Samples, True Vapor Pressure	<u>Y</u>	
8-5-604	Determination of Applicability Based on True Vapor Pressure	<u>Y</u>	
8-5-605	Measurement of Leak Concentration and Residual Concentrations	<u>N</u>	
8-5-605.1	Measurement of Leak Concentration and Residual Concentrations; EPA Method 21 Instrument	<u>N</u>	
8-5-605.2	Measurement of Leak Concentration and Residual Concentrations; Test Methods	<u>N</u>	
8-5-606	Analysis of Samples, Tank Cleaning Agents	<u>N</u>	
8-5-606.1	Analysis of Samples, Tank Cleaning Agents; IBP	<u>N</u>	
8-5-606.2	Analysis of Samples, Tank Cleaning Agents; TVP	<u>N</u>	
8-5-606.3	Analysis of Samples, Tank Cleaning Agents; VOC	<u>N</u>	
SIP Regulation 8 Rule 5	Organic Compounds - Storage of Organic Liquids (06/05/2003)	-	
8-5-111	Limited Exemption, Tank Removal From and Return to Service	<u>Y</u>	
8-5-111.2	Limited Exemption, Tank Removal From and Return to Service, Tank in compliance prior to notification	<u>Y</u>	
8-5-111.5	Limited Exemption, Tank Removal From and Return to Service, Minimize emissions	<u>Y</u>	
8-5-111.6	Limited Exemption, Tank Removal From and Return to Service, Notice of completion not required	<u>Y</u>	
8-5-111.7	Limited Exemption, Tank Removal From and Return to Service, Satisfy requirements of 8-5-328	<u>Y</u>	

Table IV – ~~CJ Cluster 26F-201A~~
Source-specific Applicable Requirements
~~S19 (B2759) – Tank B-19, S21 (B2759) – Tank B-021, S30 (B2759) – Tank B-30, S49~~
(B2759) – Tank B-49, S50 (B2759) – Tank B-050

Applicable Requirement	Regulation Title or Description of Requirement	Federally Enforceable (Y/N)	Future Effective Date
8-5-112	Limited Exemption, Tanks in Operation	Y	
8-5-112.2	Limited Exemption, Tanks in Operation, Tank in compliance prior to start of work. Certified per 8-5-404	Y	
8-5-112.4	Limited Exemption, Tanks in Operation, Not to exceed 7 days	Y	
8-5-117	Exemption, Low Vapor Pressure	Y	
8-5-301	Storage Tank Control Requirements	Y	
8-5-304	Requirements for External Floating Roofs; Floating roof requirements	Y	
8-5-304.4	Requirements for External Floating Roofs; Floating roof requirements	Y	
8-5-320	Tank Fitting Requirements	Y	
8-5-320.2	Tank Fitting Requirements – Floating roof tanks, Gasketed covers, seals, lids – Projection below surface except p/v valves and vacuum breaker vents	Y	
8-5-320.3	Tank Fitting Requirements; Gasketed covers, seals, lids	Y	
8-5-320.5	Tank Fitting Requirements; Slotted sampling or gauging wells	Y	
8-5-320.5.2	Tank Fitting Requirements; Slotted sampling or gauging wells - cover, gasket, pole sleeve, pole wiper for EFR wells	Y	
8-5-321	Primary Seal Requirements	Y	
8-5-321.3	Primary Seal Requirements; Metallic-shoe-type seal requirements	Y	
8-5-322	Secondary Seal Requirements	Y	
8-5-328	Tank degassing requirements	Y	
8-5-328.1	Tank degassing requirements; Tanks > 75 cubic meters	Y	
8-5-328.1.2	Tank degassing requirements; Concentration of <10,000 ppm as methane after degassing	Y	
8-5-401	Inspection Requirements for External Floating Roof Tanks		
8-5-401.1	Inspection Requirements for External Floating Roof Tanks; Primary and Secondary Seal Inspections	Y	
8-5-401.2	Inspection Requirements for External Floating Roof Tanks; Tank Fittings Inspections	Y	
8-5-404	Certification	Y	
8-5-405	Report	Y	
8-5-405.1	Information required	Y	
8-5-405.2	Information required	Y	
8-5-405.3	Information required	Y	
8-5-501	Records	Y	
8-5-503	Portable Hydrocarbon Detector	Y	

**Table IV – ~~CJ Cluster 26F-201A~~
Source-specific Applicable Requirements
~~S19 (B2759) – Tank B-19, S21 (B2759) – Tank B-021, S30 (B2759) – Tank B-30, S49
(B2759) – Tank B-49, S50 (B2759) – Tank B-050~~**

Applicable Requirement	Regulation Title or Description of Requirement	Federally Enforceable (Y/N)	Future Effective Date
<u>40 CFR 63 Subpart G</u>	<u>NESHAPS for Source Categories: SOCMH HON G Requirements for tanks subject to 40 CFR 63 Subpart CC</u>		
<u>63.119</u>	<u>Storage Vessel Provisions--Reference Control Technology</u>	<u>Y</u> -	
<u>63.119(a)</u>	<u>Storage Vessel Provisions -- Reference Control Technology</u>	<u>Y</u> -	
<u>63.119(a)(1)</u>	<u>Storage Vessel Provisions -- Reference Control Technology-- Group 1, TVP < 76.6 kPa (11psi)</u>	<u>Y</u> -	
<u>63.119(c)</u>	<u>Storage Vessel Provisions . Reference Control Technology-- External floating roof</u>	<u>Y</u> -	
<u>63.119(c)(1)</u>	<u>Storage Vessel Provisions . Reference Control Technology-- External floating roof seals</u>	<u>Y</u> -	
<u>63.119(c)(1)(i)</u>	<u>Storage Vessel Provisions . Reference Control Technology-- External floating roof double seals required</u>	<u>Y</u> -	
<u>63.119(c)(1)(ii)</u>	<u>Storage Vessel Provisions . Reference Control Technology-- External floating roof primary seal requirements</u>	<u>Y</u> -	
<u>63.119(c)(1)(iii)</u>	<u>Storage Vessel Provisions . Reference Control Technology-- External floating roof primary and secondary seal requirements</u>	<u>Y</u> -	
<u>63.119(c)(3)</u>	<u>Storage Vessel Provisions . Reference Control Technology-- External floating roof – roof must rest on liquid</u>	<u>Y</u> -	
<u>63.119(c)(3)(i)</u>	<u>Storage Vessel Provisions . Reference Control Technology-- External floating roof exception</u>	<u>Y</u> -	
<u>63.119(c)(3)(ii)</u>	<u>Storage Vessel Provisions . Reference Control Technology-- External floating roof exception</u>	<u>Y</u> -	
<u>63.119(c)(3)(iii)</u>	<u>Storage Vessel Provisions . Reference Control Technology-- External floating roof exception</u>	<u>Y</u> -	
<u>63.119(c)(4)</u>	<u>Storage Vessel Provisions . Reference Control Technology-- External Floating Roof Operations, when not floating</u>	<u>Y</u> -	
<u>63.120</u>	<u>Storage Vessel Provisions - Procedures To Determine Compliance.</u>	<u>Y</u> -	
<u>63.120(b)</u>	<u>Storage Vessel Provisions . Procedures to Determine Compliance--Compliance Demonstration--External floating roof</u>	<u>Y</u> -	
<u>63.120(b)(1)</u>	<u>Storage Vessel Provisions . Procedures to Determine Compliance--External FR seal gap measurement</u>	<u>Y</u> -	
<u>63.120(b)(1)(i)</u>	<u>Storage Vessel Provisions . Procedures to Determine Compliance--External FR with double seals primary seal gap measurement</u>	<u>Y</u> -	
<u>63.120(b)(1)(ii)</u>	<u>Storage Vessel Provisions . Procedures to Determine Compliance--External FR with double seals secondary seal gap</u>	<u>Y</u> -	

Table IV – ~~CJ Cluster 26F-201A~~
Source-specific Applicable Requirements
~~S19 (B2759) – Tank B-19, S21 (B2759) – Tank B-021, S30 (B2759) – Tank B-30, S49~~
(B2759) – Tank B-49, S50 (B2759) – Tank B-050

Applicable Requirement	Regulation Title or Description of Requirement	Federally Enforceable (Y/N)	Future Effective Date
63.120(b)(1)(iii)	Storage Vessel Provisions . Procedures to Determine Compliance--External FR seal inspections prior to tank refill after service	Y -	
63.120(b)(1)(iv)	Storage Vessel Provisions . Procedures to Determine Compliance--External FR and seal gap determination methods	Y -	
63.120(b)(2)	Storage Vessel Provisions . Procedures to Determine Compliance--External FR and seal gap determination methods	Y -	
63.120(b)(2)(i)	Storage Vessel Provisions . Procedures to Determine Compliance--External FR and seal gap determination methods	Y -	
63.120(b)(2)(ii)	Storage Vessel Provisions . Procedures to Determine Compliance--External FR with double seals secondary seal gap	Y -	
63.120(b)(2)(iii)	Storage Vessel Provisions . Procedures to Determine Compliance--External FR and seal gap determination methods	Y -	
63.120(b)(3)	Storage Vessel Provisions . Procedures to Determine Compliance--External FR primary seal gap calculation method	Y -	
63.120(b)(4)	Storage Vessel Provisions . Procedures to Determine Compliance--External FR secondary seal gap calculation method	Y -	
63.120(b)(5)	Storage Vessel Provisions . Procedures to Determine Compliance--External FR primary seal requirements	Y -	
63.120(b)(5)(i)	Storage Vessel Provisions . Procedures to Determine Compliance--External FR primary seal requirements metallic shoe	Y -	
63.120(b)(5)(ii)	Storage Vessel Provisions . Procedures to Determine Compliance--External FR primary seal, no holes	Y -	
63.120(b)(6)	Storage Vessel Provisions . Procedures to Determine Compliance--External FR secondary seal requirements	Y -	
63.120(b)(6)(i)	Storage Vessel Provisions . Procedures to Determine Compliance--External FR secondary seal location	Y -	
63.120(b)(6)(ii)	Storage Vessel Provisions . Procedures to Determine Compliance--External FR secondary seal, no holes	Y -	
63.120(b)(7)	Storage Vessel Provisions . Procedures to Determine Compliance--External FR unsafe to perform seal measurements	Y -	
63.120(b)(7)(i)	Storage Vessel Provisions . Procedures to Determine Compliance--External FR unsafe to perform seal measurements	Y -	
63.120(b)(7)(ii)	Storage Vessel Provisions . Procedures to Determine Compliance--External FR unsafe to perform seal measurements	Y -	
63.120(b)(8)	Storage Vessel Provisions -- Procedures to Determine Compliance External FR Repairs	Y -	

**Table IV – ~~CJ Cluster 26F-201A~~
Source-specific Applicable Requirements
~~S19 (B2759) – Tank B-19, S21 (B2759) – Tank B-021, S30 (B2759) – Tank B-30, S49
(B2759) – Tank B-49, S50 (B2759) – Tank B-050~~**

Applicable Requirement	Regulation Title or Description of Requirement	Federally Enforceable (Y/N)	Future Effective Date
63.120(b)(9)	Storage Vessel Provisions -- Procedures to Determine Compliance External FR seal gap measurement 30 day notification	<u>Y</u> -	
63.120(b)(10)	Storage Vessel Provisions . Procedures to Determine Compliance--External FR and seals visual inspection each time emptied	<u>Y</u> -	
63.120(b)(10)(i)	Storage Vessel Provisions . Procedures to Determine Compliance--External FR and seal repairs [does not apply to gaskets slotted membranes, or sleeve seals for Group 1 Refinery MACT per 40 CFR 63.646(e)]	<u>Y</u> -	
63.120(b)(10)(ii)	Storage Vessel Provisions . Procedures to Determine Compliance--External FR and seal inspections 30 day notification	<u>Y</u> -	
63.120(b)(10)(iii)	Storage Vessel Provisions . Procedures to Determine Compliance--External FR and seal inspections -Notification for unplanned	<u>Y</u> -	
63.123	Storage Vessel Provisions--Recordkeeping.	<u>Y</u>	
63.123(a)	Storage Vessel Provisions . Recordkeeping--Group 1 and Group 2	<u>Y</u> -	
63.123(d)	Storage Vessel Provisions . Recordkeeping--Group 1 External floating Roof	<u>Y</u>	
63.123(g)	Storage Vessel Provisions -- Recordkeeping, Extensions	<u>Y</u>	
40 CFR 63 Subpart CC	NESHAPS for Source Categories - Petroleum Refineries (MACT) (06/03/2003) REQUIREMENTS FOR MACT Group 1 External Floating Roof Tank		
63.640	Applicability	<u>Y</u>	
63.640(c)(2)	Applicability and Designation of Storage Vessels	<u>Y</u>	
63.641	Definitions:	<u>Y</u>	
63.646	Storage Vessel Provisions	<u>Y</u>	
63.646(a)	Storage Vessel Provisions--Group 1, Comply with Subpart G 63.119 through 63.121.	<u>Y</u>	
63.646(b)(1)	Storage Vessel Provisions--Determine stored liquid % OHAP for group determination	<u>Y</u>	
63.646(b)(2)	Storage Vessel Provisions--Determine stored liquid % OHAP- method 18 to resolve disputes	<u>Y</u>	
63.646(c)	Storage Vessel Provisions--40 CFR 63 exclusions for storage vessels – 63.119(b)(5); (b)(6); (c)(2); and (d)(2) are not applicable	<u>Y</u>	
63.646(d)	Storage Vessel Provisions—How to handle references in 40 CFR 63 Subpart G for storage vessels	<u>Y</u>	

Table IV – ~~CJ Cluster 26F-201A~~
Source-specific Applicable Requirements
~~S19 (B2759) – Tank B-19, S21 (B2759) – Tank B-021, S30 (B2759) – Tank B-30, S49~~
(B2759) – Tank B-49, S50 (B2759) – Tank B-050

Applicable Requirement	Regulation Title or Description of Requirement	Federally Enforceable (Y/N)	Future Effective Date
63.646(e)	Storage Vessel Provisions--Compliance with inspection requirements of 63.120 of Subpart G for gaskets, slotted membranes, and sleeve seals		
63.646(f)	Storage Vessel Provisions--Group 1 floating roof requirements		
63.646(f)(1)	Storage Vessel Provisions--Group 1 floating roof requirements--Cover or lid		
63.646(f)(2)	Storage Vessel Provisions--Group 1 floating roof requirements--Rim space		
63.646(f)(3)	Storage Vessel Provisions--Group 1 floating roof requirements--Automatic bleeder vents		
63.646(g)	Storage Vessel Provisions—Failure to perform inspections and monitoring required by this section shall constitute a violation of the applicable standard of this subpart.		
63.646(h)	Storage Vessel Provisions—References in 63.119 through 63.121 to 63.122(g)(1), 63.151, and references to initial notification requirements do not apply		
63.646(j)	Storage Vessel Provisions—References to the Notification of Compliance Status Report in 63.152(b) shall be replaced with 63.654(f).	Y	
63.646(k)	Storage Vessel Provisions—References to the Periodic Reports in 63.152(c) shall be replaced with 63.654(g).	Y	
63.646(l)	Storage Vessel Provisions--State or local permitting agency notification requirements	Y	
63.654	Reporting and Recordkeeping Requirements	Y	
63.654(f)	Reporting and Recordkeeping Requirements--Notice of compliance status report requirements	Y	
63.654(f)(1)(i)(A)	Reporting and Recordkeeping Requirements--Notice of compliance status report requirements--Reporting--storage vessels	Y	
63.654(f)(1)(i)(A)	Reporting and Recordkeeping Requirements--Notice of compliance status report requirements--Reporting--storage vessels	Y	
63.654(g)(1)	Periodic Reporting and Recordkeeping Requirements--storage vessels	Y	
63.654(g)(3)	Periodic Reporting and Recordkeeping Requirements--storage vessels with external floating roofs	Y	
63.654(g)(3)(i)	Periodic Reporting and Recordkeeping Requirements--storage vessels with external floating roofs	Y	

Table IV – ~~CJ Cluster 26F-201A~~
Source-specific Applicable Requirements
~~S19 (B2759) – Tank B-19, S21 (B2759) – Tank B-021, S30 (B2759) – Tank B-30, S49~~
(B2759) – Tank B-49, S50 (B2759) – Tank B-050

Applicable Requirement	Regulation Title or Description of Requirement	Federally Enforceable (Y/N)	Future Effective Date
63.654(g)(3)(i)(A)	Periodic Reporting and Recordkeeping Requirements--storage vessels with external floating roofs	Y	
63.654(g)(3)(i)(B)	Periodic Reporting and Recordkeeping Requirements--storage vessels with external floating roofs	Y	
63.654(g)(3)(i)(C)	Periodic Reporting and Recordkeeping Requirements--storage vessels with external floating roofs	Y	
63.654(g)(3)(i)(D)	Periodic Reporting and Recordkeeping Requirements--storage vessels with external floating roofs	Y	
63.654(g)(3)(ii)	Periodic Reporting and Recordkeeping Requirements--storage vessels with external floating roofs	Y	
63.654(g)(3)(iii)	Periodic Reporting and Recordkeeping Requirements--storage vessels with external floating roofs	Y	
63.654(g)(3)(iii)(B)	Periodic Reporting and Recordkeeping Requirements--storage vessels with external floating roofs	Y	
63.654(h)(2)	Reporting and Recordkeeping Requirements--Other reports--Storage vessel notification of inspections.	Y	
63.654(h)(2)(i)	Reporting and Recordkeeping Requirements--Other reports--Storage vessel notification of inspections.	Y	
63.654(h)(2)(i)(A)	Reporting and Recordkeeping Requirements--Other reports--Storage vessel notification of inspections.	Y	
63.654(h)(2)(i)(B)	Reporting and Recordkeeping Requirements--Other reports--Storage vessel notification of inspections.	Y	
63.654(h)(2)(i)(C)	Reporting and Recordkeeping Requirements--Other reports--Storage vessel notification of inspections.	Y	
63.654(h)(2)(ii)	Reporting and Recordkeeping Requirements--Other reports--Storage vessel notification of external floating roof tank seal gap inspections.	Y	
63.654(h)(6)	Reporting and Recordkeeping Requirements--Other reports--Determination of Applicability	Y	
63.654(h)(6)(ii)	Reporting and Recordkeeping Requirements--Other reports--Determination of Applicability	Y	
63.654(i)(1)	Reporting and Recordkeeping Requirements--Recordkeeping for storage vessels	Y	
63.654(i)(1)(i)	Reporting and Recordkeeping Requirements--Recordkeeping for storage vessels	Y	
63.654(i)(1)(iv)	Reporting and Recordkeeping Requirements--Recordkeeping for Group 2 storage vessels	Y	
63.654(i)(4)	Reporting and Recordkeeping Requirements--Record retention	Y	

Table IV – ~~CJ Cluster 26F-201A~~
Source-specific Applicable Requirements
~~S19 (B2759) – Tank B-19, S21 (B2759) – Tank B-021, S30 (B2759) – Tank B-30, S49~~
~~(B2759) – Tank B-49, S50 (B2759) – Tank B-050~~

Applicable Requirement	Regulation Title or Description of Requirement	Federally Enforceable (Y/N)	Future Effective Date
BAAQMD Condition # 10684	Permit Conditions Solely for S19 (B2759) and S-50 (B2759)		
Part 1	Zero Gap Secondary Seal Requirement (basis: Regulation 8-5)	Y	
Part 2	Compliance Reporting Requirement (basis: Regulation 8-5)	Y	
BAAQMD Condition # 19528			
Part 1	Throughput limit (basis: Regulation 2-1-234.3, Regulation 2-1-403 Regulation 2-6-503)	Y	

Table IV – ~~CJ Cluster 26F-201B~~
Source-specific Applicable Requirements
~~S19 (B2759) – Tank B-19, S21 (B2759) – Tank B-021, S30 (B2759) – Tank B-30, S49~~
~~(B2759) – Tank B-49, S50 (B2759) – Tank B-050~~

Applicable Requirement	Regulation Title or Description of Requirement	Federally Enforceable (Y/N)	Future Effective Date
BAAQMD Reg 8 Rule 5	Organic Compounds - STORAGE OF ORGANIC LIQUIDS REQUIREMENTS (11/27/0210/18/2006)		
8-5-100	General	Y	
8-5-101	Description	Y	
8-5-111	Limited Exemption, Tank Removal From and Return to Service	Y	
8-5-111.1	Limited Exemption, Tank Removal From and Return to Service, Notification	Y	
8-5-111.1.1	Limited Exemption, Tank Removal From and Return to Service, Notification, 3 day prior notification	Y	
8-5-111.1.2	Limited Exemption, Tank Removal From and Return to Service, Notification, Telephone notification	Y	
8-5-111.2	Limited Exemption, Tank Removal From and Return to Service, Tank in compliance prior to notification	Y	
8-5-111.3	Limited Exemption, Tank Removal From and Return to Service; Floating roof tanks - continuous and quick filling, emptying and refilling	Y	
8-5-111.5	Limited Exemption, Tank Removal From and Return to Service, Minimize emissions	Y	

Table IV – ~~CJ Cluster 26F-201B~~
Source-specific Applicable Requirements
S19 (B2759) – Tank B-19, S21 (B2759) – Tank B-021, S30 (B2759) – Tank B-30, ~~S49~~
~~(B2759) – Tank B-49, S50 (B2759) – Tank B-050~~

Applicable Requirement	Regulation Title or Description of Requirement	Federally Enforceable (Y/N)	Future Effective Date
8-5-111.6	Limited Exemption, Tank Removal From and Return to Service, Notice of completion not required	N Y	
8-5-111.7	Limited Exemption, Tank Removal From and Return to Service, Satisfy requirements of 8-5-328	Y	
8-5-112	Limited Exemption, Preventative Maintenance and Inspection of Tanks in Operation	N Y	
8-5-112.1	Limited Exemption, Preventative Maintenance and Inspection of Tanks in Operation, Notification	Y	
8-5-112.1.1	Limited Exemption, Preventative Maintenance and Inspection of Tanks in Operation, Notification, 3 day prior notification	Y	
8-5-112.1.2	Limited Exemption, Preventative Maintenance and Inspection of Tanks in Operation, Notification, Telephone notification	Y	
8-5-112.2	Limited Exemption, Preventative Maintenance and Inspection of Tanks in Operation, Tank in compliance at time o notification Tank in compliance prior to start of work. Certified per 8-5-404	N Y	
8-5-112.3	Limited Exemption, Preventative Maintenance and Inspection of Tanks in Operation, No product movement, Minimize emissions	Y	
8-5-112.4	Limited Exemption, Preventative Maintenance and Inspection of Tanks in Operation, Not to exceed 7 days	Y	
8-5-301	Storage Tank Control Requirements	Y	
8-5-302	Requirements for Submerged Fill Pipes	Y	
8-5-303	Requirements for Pressure Vacuum Valve	Y	
8-5-304	Requirements for External Floating Roofs	Y	
8-5-320	Tank Fitting Requirements	Y	
8-5-321	Primary Seal Requirements	Y	
8-5-322	Secondary Seal Requirements	Y	
8-5-328	Tank Degassing Requirements	Y	
8-5-401	Inspection Requirements for External Floating Roof	Y	
8-5-403	Inspection Requirements for Pressure Vacuum Valves	Y	
8-5-404	Certification	Y	
8-5-405	Information Required	Y	
8-5-501	Records	Y	
8-5-502	Tank Degassing Annual Source Test Requirement	Y	
8-5-503	Portable Hydrocarbon Detector	Y	
40 CFR 63 Subpart G			

Table IV – ~~CJ Cluster 26F-201B~~
Source-specific Applicable Requirements
S19 (B2759) – Tank B-19, S21 (B2759) – Tank B-021, S30 (B2759) – Tank B-30, ~~S49~~
~~(B2759) – Tank B-49, S50 (B2759) – Tank B-050~~

Applicable Requirement	Regulation Title or Description of Requirement	Federally Enforceable (Y/N)	Future Effective Date
40 CFR 63 Subpart CC			
BAAQMD Condition # 10684	Permit Conditions Solely for S19 (B2759) and S-50 (B2759)		
Part 1	Zero Gap Secondary Seal Requirement (basis: Regulation 8-5)	Y	
Part 2	Compliance Reporting Requirement (basis: Regulation 8-5)	Y	
BAAQMD Condition # 19528			
Part 1	Throughput limit (basis: Regulation 2-1-234.3, Regulation 2-1-403 Regulation 2-6-503)	Y	

Table IV – ~~CJ Cluster 26F-201A~~
Source-specific Applicable Requirements
S26 – Tank A-026, ~~S490 – Tank A-490, S631 – Tank A-631, S690 – Tank A-690,~~
~~S705 – Tank A-705~~

Applicable Requirement	Regulation Title or Description of Requirement	Federally Enforceable (Y/N)	Future Effective Date
BAAQMD Reg 8 Rule 5	Organic Compounds – STORAGE OF ORGANIC LIQUIDS REQUIREMENTS (10/18/2006 Requirements for External Floating Roof Tanks11/27/02)		
8-5-100	General	Y	
8-5-101	Description	Y	
8-5-111	Limited Exemption, Tank Removal From and Return to Service	NY	
8-5-111.1	Limited Exemption, Tank Removal From and Return to Service, Notification	Y	
8-5-111.1.1	Limited Exemption, Tank Removal From and Return to Service, Notification, 3 day prior notification	Y	
8-5-111.1.2	Limited Exemption, Tank Removal From and Return to Service, Notification, Telephone notification	Y	

**Table IV – ~~CJ Cluster 26F-201A~~
Source-specific Applicable Requirements
S26 – Tank A-026, ~~S490 – Tank A-490, S631 – Tank A-631, S690 – Tank A-690,~~
~~S705 – Tank A-705~~**

Applicable Requirement	Regulation Title or Description of Requirement	Federally Enforceable (Y/N)	Future Effective Date
8-5-111.2	Limited Exemption, Tank Removal From and Return to Service, Tank in compliance prior to notification	N Y	
8-5-111.3	Limited Exemption, Tank Removal From and Return to Service, Floating roof tanks	Y	
8-5-111.5	Limited Exemption, Tank Removal From and Return to Service, Minimize emissions	N Y	
8-5-111.6	Limited Exemption, Tank Removal From and Return to Service, Notice of completion not required	N Y	
8-5-111.7	Limited Exemption, Tank Removal From and Return to Service, Satisfy requirements of 8-5-328	Y	
8-5-112	Limited Exemption, Preventative Maintenance and Inspection of Tanks in Operation	N Y	
8-5-112.1	Limited Exemption, Preventative Maintenance and Inspection of Tanks in Operation, Notification	Y	
8-5-112.1.1	Limited Exemption, Preventative Maintenance and Inspection of Tanks in Operation, Notification, 3 day prior notification	Y	
8-5-112.1.2	Limited Exemption, Preventative Maintenance and Inspection of Tanks in Operation, Notification, Telephone notification	Y	
8-5-112.2	Limited Exemption, Preventative Maintenance and Inspection of Tanks in Operation, Tank in compliance at time of notification Tank in compliance prior to start of work. Certified per 8-5-404	N Y	
8-5-112.3	Limited Exemption, Preventative Maintenance and Inspection of Tanks in Operation, No product movement, Minimize emissions	Y	
8-5-112.4	Limited Exemption, Preventative Maintenance and Inspection of Tanks in Operation, Not to exceed 7 days	N Y	
8-5-112.5	Limited Exemption, Preventative Maintenance and Inspection of Tanks in Operation; Self report if out of compliance during exemption period	N	
8-5-112.6	Limited Exemption, Preventative Maintenance and Inspection of Tanks in Operation; Keep records for each exemption	N	
8-5-112.6.1	Limited Exemption, Preventative Maintenance and Inspection of Tanks in Operation; Keep records for each exemption	N	
8-5-112.6.2	Limited Exemption, Preventative Maintenance and Inspection of Tanks in Operation; Keep records for each exemption	N	
8-5-112.6.3	Limited Exemption, Preventative Maintenance and Inspection of Tanks in Operation; Keep records for each exemption	N	
8-5-112.6.4	Limited Exemption, Preventative Maintenance and Inspection of Tanks in Operation; Keep records for each exemption	N	

Table IV – ~~CJ Cluster 26F-201A~~
Source-specific Applicable Requirements
S26 – Tank A-026, ~~S490 – Tank A-490, S631 – Tank A-631, S690 – Tank A-690,~~
~~S705 – Tank A-705~~

Applicable Requirement	Regulation Title or Description of Requirement	Federally Enforceable (Y/N)	Future Effective Date
8-5-117	Limited Exemption, Low Vapor Pressure	<u>N</u>	
8-5-119	Limited Exemption, Repair Period - Optional	<u>N</u>	
8-5-119.1	Limited Exemption, Repair Period - Optional	<u>N</u>	
8-5-119.2	Limited Exemption, Repair Period - Optional	<u>N</u>	
8-5-119.3	Limited Exemption, Repair Period - Optional	<u>N</u>	
8-5-301	Storage Tank Control Requirements	<u>N</u> ∕	
8-5-302	Requirements for Submerged Fill Pipes	∕	
8-5-303	Requirements for Pressure Vacuum Valve	∕	
8-5-304	Requirements for External Floating Roofs	<u>N</u> ∕	
8-5-304.1	Requirements for External Floating Roofs; Tank fittings	<u>Y</u>	
8-5-304.2	Requirements for External Floating Roofs; Primary seal (8-5-321)	<u>Y</u>	
8-5-304.3	Requirements for External Floating Roofs; Secondary seal (8-5-322)	<u>Y</u>	
8-5-304.4	Requirements for External Floating Roofs; Floating roof	<u>N</u>	
8-5-304.5	Requirements for External Floating Roofs; Tank shell	<u>N</u>	
8-5-304.6	Requirements for External Floating Roofs; Pontoons – no leaks	<u>N</u>	
8-5-304.6.1	Requirements for External Floating Roofs; Pontoons – make gas tight if leaking	<u>N</u>	
8-5-304.6.2	Requirements for External Floating Roofs; Pontoons-repair all leaks at next removal from service	<u>N</u>	
8-5-320	Tank Fitting Requirements	<u>N</u> ∕	
8-5-320.2	Floating Roof Tank Fitting Requirements; Projection below liquid surface	<u>N</u>	
8-5-320.3	Floating Roof Tank Fitting Requirements; Gasketed covers, seals, lids	<u>N</u>	
8-5-320.3.1	Floating Roof Tank Fitting Requirements; Gasketed covers, seals, lids - Gap requirements	<u>Y</u>	
8-5-320.5	Floating Roof Tank Fitting Requirements; Slotted sampling or gauging wells	<u>N</u>	
8-5-320.5.1	Floating Roof Tank Fitting Requirements; Slotted sampling or gauging wells -projection below liquid surface	<u>Y</u>	
8-5-320.5.2	Floating Roof Tank Fitting Requirements; Slotted sampling or gauging wells -cover, gasket, pole sleeve, pole wiper for EFR wells	<u>N</u>	
8-5-320.5.3	Floating Roof Tank Fitting Requirements; Slotted sampling or gauging wells-total secondary seal gap must include well gap	<u>Y</u>	
8-5-321	Primary Seal Requirements	<u>N</u> ∕	

Table IV – ~~CJ Cluster 26F-201A~~
Source-specific Applicable Requirements
S26 – Tank A-026, ~~S490 – Tank A-490, S631 – Tank A-631, S690 – Tank A-690,~~
~~S705 – Tank A-705~~

Applicable Requirement	Regulation Title or Description of Requirement	Federally Enforceable (Y/N)	Future Effective Date
8-5-321.1	Primary Seal Requirements; No holes, tears, other openings	<u>Y</u>	
8-5-321.2	Primary Seal Requirements; The seal shall be metallic shoe or liquid mounted except as provided in 8-5-305.1.3	<u>Y</u>	
8-5-321.3	Primary Seal Requirements; Metallic-shoe-type seal requirements	<u>N</u>	
8-5-321.3.1	Primary Seal Requirements; Metallic-shoe-type seal requirements--geometry of shoe	<u>Y</u>	
8-5-321.3.2	Primary Seal Requirements; Metallic-shoe-type seal requirements--welded tanks	<u>Y</u>	
8-5-322	Secondary Seal Requirements	<u>N</u> ∕	
8-5-322.1	Secondary Seal Requirements; No holes, tears, other openings	<u>Y</u>	
8-5-322.2	Secondary Seal Requirements; Insertion of probes	<u>Y</u>	
8-5-322.5	Secondary Seal Requirements; Gap requirements for welded external floating roof tanks with seals installed after 9/4/1985	<u>Y</u>	
8-5-322.6	Secondary Seal Requirements; Extent of seal	<u>Y</u>	
8-5-328	Tank Degassing Requirements	<u>N</u> ∕	
8-5-328.1	Tank Degassing Requirements; Tanks > 75 cubic meters	<u>N</u>	
8-5-328.2	Tank Degassing Requirements; Ozone Excess Day Prohibition	<u>Y</u>	
8-5-328.3	Tank Degassing Requirements; BAAQMD notification required	<u>N</u>	
8-5-331	Tank Cleaning Requirements	<u>N</u>	
8-5-331.1	Tank Cleaning Requirements; Cleaning material properties	<u>N</u>	
8-5-331.2	Tank Cleaning Requirements; Steam cleaning prohibition	<u>N</u>	
8-5-331.3	Tank Cleaning Requirements; Steam cleaning exceptions	<u>N</u>	
8-5-401	Inspection Requirements for External Floating Roof	<u>N</u> ∕	
8-5-401.1	Inspection Requirements for External Floating Roof Tanks; Primary and Secondary Seal Inspections	<u>N</u>	
8-5-401.2	Inspection Requirements for External Floating Roof Tanks; Tank Fittings Inspections	<u>N</u>	
8-5-403	Inspection Requirements for Pressure Vacuum Valves	<u>∕</u>	
8-5-404	Inspection, Abatement Efficiency Determination, and Source Test Reports Certification	<u>N</u> ∕	
8-5-405	Information Required	<u>∕</u>	
8-5-501	Records	<u>Y</u>	
8-5-501.1	Records; Type and amounts of liquid, type of blanket gas, TVP - Retain 24 months	<u>Y</u>	
8-5-501.2	Records; Internal and External Floating Roof Tanks, Seal Replacement Records - Retain 10 years	<u>Y</u>	
8-5-501.3	Records; Retention	<u>N</u>	

Table IV – ~~CJ Cluster 26F-201A~~
Source-specific Applicable Requirements
S26 – Tank A-026, ~~S490 – Tank A-490, S631 – Tank A-631, S690 – Tank A-690,~~
~~S705 – Tank A-705~~

Applicable Requirement	Regulation Title or Description of Requirement	Federally Enforceable (Y/N)	Future Effective Date
8-5-502	Tank Degassing Annual Source Test Requirement	Y	
8-5-503	Portable Hydrocarbon Detector	Y	
8-5-602	Analysis of Samples, True Vapor Pressure	Y	
8-5-604	Determination of Applicability Based on True Vapor Pressure	Y	
8-5-605	Measurement of Leak Concentration and Residual Concentrations	N	
8-5-605.1	Measurement of Leak Concentration and Residual Concentrations; EPA Method 21 Instrument	N	
8-5-605.2	Measurement of Leak Concentration and Residual Concentrations; Test Methods	N	
8-5-606	Analysis of Samples, Tank Cleaning Agents	N	
8-5-606.1	Analysis of Samples, Tank Cleaning Agents; IBP	N	
8-5-606.2	Analysis of Samples, Tank Cleaning Agents; TVP	N	
8-5-606.3	Analysis of Samples, Tank Cleaning Agents; VOC	N	
SIP Regulation 8 Rule 5	<u>Organic Compounds - Storage of Organic Liquids (06/05/2003)</u>	-	
8-5-111	Limited Exemption, Tank Removal From and Return to Service	Y	
8-5-111.2	Limited Exemption, Tank Removal From and Return to Service, Tank in compliance prior to notification	Y	
8-5-111.5	Limited Exemption, Tank Removal From and Return to Service, Minimize emissions	Y	
8-5-111.6	Limited Exemption, Tank Removal From and Return to Service, Notice of completion not required	Y	
8-5-111.7	Limited Exemption, Tank Removal From and Return to Service, Satisfy requirements of 8-5-328	Y	
8-5-112	Limited Exemption, Tanks in Operation	Y	
8-5-112.2	Limited Exemption, Tanks in Operation, Tank in compliance prior to start of work. Certified per 8-5-404	Y	
8-5-112.4	Limited Exemption, Tanks in Operation, Not to exceed 7 days	Y	
8-5-117	Exemption, Low Vapor Pressure	Y	
8-5-301	Storage Tank Control Requirements	Y	
8-5-304	Requirements for External Floating Roofs; Floating roof requirements	Y	
8-5-304.4	Requirements for External Floating Roofs; Floating roof requirements	Y	
8-5-320	Tank Fitting Requirements	Y	

Table IV – ~~CJ Cluster 26F-201A~~
Source-specific Applicable Requirements
S26 – Tank A-026, ~~S490 – Tank A-490, S631 – Tank A-631, S690 – Tank A-690,~~
~~S705 – Tank A-705~~

Applicable Requirement	Regulation Title or Description of Requirement	Federally Enforceable (Y/N)	Future Effective Date
8-5-320.2	Tank Fitting Requirements – Floating roof tanks, Gasketed covers, seals, lids – Projection below surface except p/v valves and vacuum breaker vents	Y	
8-5-320.3	Tank Fitting Requirements: Gasketed covers, seals, lids	Y	
8-5-320.5	Tank Fitting Requirements: Slotted sampling or gauging wells	Y	
8-5-320.5.2	Tank Fitting Requirements: Slotted sampling or gauging wells - cover, gasket, pole sleeve, pole wiper for EFR wells	Y	
8-5-321	Primary Seal Requirements	Y	
8-5-321.3	Primary Seal Requirements; Metallic-shoe-type seal requirements	Y	
8-5-322	Secondary Seal Requirements	Y	
8-5-328	Tank degassing requirements	Y	
8-5-328.1	Tank degassing requirements; Tanks > 75 cubic meters	Y	
8-5-328.1.2	Tank degassing requirements; Concentration of <10,000 ppm as methane after degassing	Y	
8-5-401	Inspection Requirements for External Floating Roof Tanks		
8-5-401.1	Inspection Requirements for External Floating Roof Tanks; Primary and Secondary Seal Inspections	Y	
8-5-401.2	Inspection Requirements for External Floating Roof Tanks; Tank Fittings Inspections	Y	
8-5-404	Certification	Y	
8-5-405	Report	Y	
8-5-405.1	Information required	Y	
8-5-405.2	Information required	Y	
8-5-405.3	Information required	Y	
8-5-501	Records	Y	
8-5-503	Portable Hydrocarbon Detector	Y	
40 CFR 63 Subpart G	NESHAPS for Source Categories: SOCOMI HON G Requirements for tanks subject to 40 CFR 63 Subpart CC		
63.119	Storage Vessel Provisions--Reference Control Technology	Y	
63.119(a)	Storage Vessel Provisions -- Reference Control Technology	Y	
63.119(a)(1)	Storage Vessel Provisions -- Reference Control Technology-- Group 1, TVP < 76.6 kPa (11psi)	Y	
63.119(c)	Storage Vessel Provisions . Reference Control Technology-- External floating roof	Y	
63.119(c)(1)	Storage Vessel Provisions . Reference Control Technology-- External floating roof seals	Y	

Table IV – ~~CJ Cluster 26F-201A~~
Source-specific Applicable Requirements
S26 – Tank A-026, ~~S490 – Tank A-490, S631 – Tank A-631, S690 – Tank A-690,~~
~~S705 – Tank A-705~~

Applicable Requirement	Regulation Title or Description of Requirement	Federally Enforceable (Y/N)	Future Effective Date
63.119(c)(1)(i)	Storage Vessel Provisions . Reference Control Technology-- External floating roof double seals required	Y -	
63.119(c)(1)(ii)	Storage Vessel Provisions . Reference Control Technology-- External floating roof primary seal requirements	Y -	
63.119(c)(1)(iii)	Storage Vessel Provisions . Reference Control Technology-- External floating roof primary and secondary seal requirements	Y -	
63.119(c)(3)	Storage Vessel Provisions . Reference Control Technology-- External floating roof – roof must rest on liquid	Y -	
63.119(c)(3)(i)	Storage Vessel Provisions . Reference Control Technology-- External floating roof exception	Y -	
63.119(c)(3)(ii)	Storage Vessel Provisions . Reference Control Technology-- External floating roof exception	Y -	
63.119(c)(3)(iii)	Storage Vessel Provisions . Reference Control Technology-- External floating roof exception	Y -	
63.119(c)(4)	Storage Vessel Provisions . Reference Control Technology-- External Floating Roof Operations, when not floating	Y -	
63.120	Storage Vessel Provisions - Procedures To Determine Compliance.	Y -	
63.120(b)	Storage Vessel Provisions . Procedures to Determine Compliance--Compliance Demonstration--External floating roof	Y -	
63.120(b)(1)	Storage Vessel Provisions . Procedures to Determine Compliance--External FR seal gap measurement	Y -	
63.120(b)(1)(i)	Storage Vessel Provisions . Procedures to Determine Compliance--External FR with double seals primary seal gap measurement	Y -	
63.120(b)(1)(ii)	Storage Vessel Provisions . Procedures to Determine Compliance--External FR with double seals secondary seal gap	Y -	
63.120(b)(1)(iii)	Storage Vessel Provisions . Procedures to Determine Compliance--External FR seal inspections prior to tank refill after service	Y -	
63.120(b)(1)(iv)	Storage Vessel Provisions . Procedures to Determine Compliance--External FR and seal gap determination methods	Y -	
63.120(b)(2)	Storage Vessel Provisions . Procedures to Determine Compliance--External FR and seal gap determination methods	Y -	
63.120(b)(2)(i)	Storage Vessel Provisions . Procedures to Determine Compliance--External FR and seal gap determination methods	Y -	
63.120(b)(2)(ii)	Storage Vessel Provisions . Procedures to Determine Compliance--External FR with double seals secondary seal gap	Y -	

Table IV – ~~CJ Cluster 26F-201A~~
Source-specific Applicable Requirements
S26 – Tank A-026, ~~S490 – Tank A-490, S631 – Tank A-631, S690 – Tank A-690,~~
~~S705 – Tank A-705~~

Applicable Requirement	Regulation Title or Description of Requirement	Federally Enforceable (Y/N)	Future Effective Date
63.120(b)(2)(iii)	Storage Vessel Provisions . Procedures to Determine Compliance--External FR and seal gap determination methods	<u>Y</u> -	
63.120(b)(3)	Storage Vessel Provisions . Procedures to Determine Compliance--External FR primary seal gap calculation method	<u>Y</u> -	
63.120(b)(4)	Storage Vessel Provisions . Procedures to Determine Compliance--External FR secondary seal gap calculation method	<u>Y</u> -	
63.120(b)(5)	Storage Vessel Provisions . Procedures to Determine Compliance--External FR primary seal requirements	<u>Y</u> -	
63.120(b)(5)(i)	Storage Vessel Provisions . Procedures to Determine Compliance--External FR primary seal requirements metallic shoe	<u>Y</u> -	
63.120(b)(5)(ii)	Storage Vessel Provisions . Procedures to Determine Compliance--External FR primary seal, no holes	<u>Y</u> -	
63.120(b)(6)	Storage Vessel Provisions . Procedures to Determine Compliance--External FR secondary seal requirements	<u>Y</u> -	
63.120(b)(6)(i)	Storage Vessel Provisions . Procedures to Determine Compliance--External FR secondary seal location	<u>Y</u> -	
63.120(b)(6)(ii)	Storage Vessel Provisions . Procedures to Determine Compliance--External FR secondary seal, no holes	<u>Y</u> -	
63.120(b)(7)	Storage Vessel Provisions . Procedures to Determine Compliance--External FR unsafe to perform seal measurements	<u>Y</u> -	
63.120(b)(7)(i)	Storage Vessel Provisions . Procedures to Determine Compliance--External FR unsafe to perform seal measurements	<u>Y</u> -	
63.120(b)(7)(ii)	Storage Vessel Provisions . Procedures to Determine Compliance--External FR unsafe to perform seal measurements	<u>Y</u> -	
63.120(b)(8)	Storage Vessel Provisions -- Procedures to Determine Compliance External FR Repairs	<u>Y</u> -	
63.120(b)(9)	Storage Vessel Provisions -- Procedures to Determine Compliance External FR seal gap measurement 30 day notification	<u>Y</u> -	
63.120(b)(10)	Storage Vessel Provisions . Procedures to Determine Compliance--External FR and seals visual inspection each time emptied	<u>Y</u> -	
63.120(b)(10)(i)	Storage Vessel Provisions . Procedures to Determine Compliance--External FR and seal repairs [does not apply to gaskets slotted membranes, or sleeve seals for Group 1 Refinery MACT per 40 CFR 63.646(e)]	<u>Y</u> -	
63.120(b)(10)(ii)	Storage Vessel Provisions . Procedures to Determine Compliance--External FR and seal inspections 30 day notification	<u>Y</u> -	

Table IV – ~~CJ Cluster 26F-201A~~
Source-specific Applicable Requirements
S26 – Tank A-026, ~~S490 – Tank A-490, S631 – Tank A-631, S690 – Tank A-690,~~
~~S705 – Tank A-705~~

Applicable Requirement	Regulation Title or Description of Requirement	Federally Enforceable (Y/N)	Future Effective Date
63.120(b)(10)(iii)	Storage Vessel Provisions . Procedures to Determine Compliance--External FR and seal inspections -Notification for unplanned	<u>Y</u> -	
63.123	Storage Vessel Provisions--Recordkeeping.	<u>Y</u>	
63.123(a)	Storage Vessel Provisions . Recordkeeping--Group 1 and Group 2	<u>Y</u> -	
63.123(d)	Storage Vessel Provisions . Recordkeeping--Group 1 External floating Roof	<u>Y</u>	
63.123(g)	Storage Vessel Provisions -- Recordkeeping, Extensions	<u>Y</u>	
40 CFR 63 Subpart CC Refinery MACT	NESHAP for <u>Source Categories - Petroleum Refineries (MACT) (06/03/2003)</u> REQUIREMENTS FOR <u>MACT Group 1 EXTERNAL FLOATING ROOF TANKS</u>	<u>Y</u>	
63.640	Applicability	<u>Y</u>	
63.640(c)(2)	Applicability and Designation of Storage Vessels	<u>Y</u>	
63.641	Definitions:	<u>Y</u>	
63.646	Storage Vessel Provisions	<u>Y</u>	
63.646(a)	Storage Vessel Provisions--Group 1, Comply with Subpart G 63.119 through 63.121.	<u>Y</u>	
63.646(b)(1)	Storage Vessel Provisions--Determine stored liquid % OHAP for group determination	<u>Y</u>	
63.646(b)(2)	Storage Vessel Provisions--Determine stored liquid % OHAP- method 18 to resolve disputes	<u>Y</u>	
63.646(c)	Storage Vessel Provisions--40 CFR 63 exclusions for storage vessels – 63.119(b)(5); (b)(6); (c)(2); and (d)(2) are not applicable	<u>Y</u>	
63.646(d)	Storage Vessel Provisions—How to handle references in 40 CFR 63 Subpart G for storage vessels	<u>Y</u>	
63.646(e)	Storage Vessel Provisions--Compliance with inspection requirements of 63.120 of Subpart G for gaskets, slotted membranes, and sleeve seals		
63.646(f)	Storage Vessel Provisions--Group 1 floating roof requirements		
63.646(f)(1)	Storage Vessel Provisions--Group 1 floating roof requirements--Cover or lid		
63.646(f)(2)	Storage Vessel Provisions--Group 1 floating roof requirements--Rim space		
63.646(f)(3)	Storage Vessel Provisions-Group 1 floating roof requirements--Automatic bleeder vents		

Table IV – ~~CJ Cluster 26F-201A~~
Source-specific Applicable Requirements
S26 – Tank A-026, ~~S490 – Tank A-490, S631 – Tank A-631, S690 – Tank A-690,~~
~~S705 – Tank A-705~~

Applicable Requirement	Regulation Title or Description of Requirement	Federally Enforceable (Y/N)	Future Effective Date
63.646(g)	Storage Vessel Provisions—Failure to perform inspections and monitoring required by this section shall constitute a violation of the applicable standard of this subpart.		
63.646(h)	Storage Vessel Provisions—References in 63.119 through 63.121 to 63.122(g)(1), 63.151, and references to initial notification requirements do not apply		
63.646(j)	Storage Vessel Provisions—References to the Notification of Compliance Status Report in 63.152(b) shall be replaced with 63.654(f).	<u>Y</u>	
63.646(k)	Storage Vessel Provisions—References to the Periodic Reports in 63.152(c) shall be replaced with 63.654(g).	<u>Y</u>	
63.646(l)	Storage Vessel Provisions--State or local permitting agency notification requirements	<u>Y</u>	
63.654	Reporting and Recordkeeping Requirements	<u>Y</u>	
63.654(f)	Reporting and Recordkeeping Requirements--Notice of compliance status report requirements	<u>Y</u>	
63.654(f)(1)(i)(A)	Reporting and Recordkeeping Requirements--Notice of compliance status report requirements--Reporting--storage vessels	<u>Y</u>	
63.654(f)(1)(i)(A)(1)	Reporting and Recordkeeping Requirements--Notice of compliance status report requirements--Reporting--storage vessels	<u>Y</u>	
63.654(g)(1)	Periodic Reporting and Recordkeeping Requirements--storage vessels	<u>Y</u>	
63.654(g)(3)	Periodic Reporting and Recordkeeping Requirements--storage vessels with external floating roofs	<u>Y</u>	
63.654(g)(3)(i)	Periodic Reporting and Recordkeeping Requirements--storage vessels with external floating roofs	<u>Y</u>	
63.654(g)(3)(i)(A)	Periodic Reporting and Recordkeeping Requirements--storage vessels with external floating roofs	<u>Y</u>	
63.654(g)(3)(i)(B)	Periodic Reporting and Recordkeeping Requirements--storage vessels with external floating roofs	<u>Y</u>	
63.654(g)(3)(i)(C)	Periodic Reporting and Recordkeeping Requirements--storage vessels with external floating roofs	<u>Y</u>	
63.654(g)(3)(i)(D)	Periodic Reporting and Recordkeeping Requirements--storage vessels with external floating roofs	<u>Y</u>	
63.654(g)(3)(ii)	Periodic Reporting and Recordkeeping Requirements--storage vessels with external floating roofs	<u>Y</u>	

**Table IV – ~~CJ Cluster 26F-201A~~
Source-specific Applicable Requirements
S26 – Tank A-026, ~~S490 – Tank A-490, S631 – Tank A-631, S690 – Tank A-690,~~
~~S705 – Tank A-705~~**

Applicable Requirement	Regulation Title or Description of Requirement	Federally Enforceable (Y/N)	Future Effective Date
63.654(g)(3)(iii)	Periodic Reporting and Recordkeeping Requirements--storage vessels with external floating roofs	<u>Y</u>	
63.654(g)(3)(iii)(B)	Periodic Reporting and Recordkeeping Requirements--storage vessels with external floating roofs	<u>Y</u>	
63.654(h)(2)	Reporting and Recordkeeping Requirements--Other reports--Storage vessel notification of inspections.	<u>Y</u>	
63.654(h)(2)(i)	Reporting and Recordkeeping Requirements--Other reports--Storage vessel notification of inspections.	<u>Y</u>	
63.654(h)(2)(i)(A)	Reporting and Recordkeeping Requirements--Other reports--Storage vessel notification of inspections.	<u>Y</u>	
63.654(h)(2)(i)(B)	Reporting and Recordkeeping Requirements--Other reports--Storage vessel notification of inspections.	<u>Y</u>	
63.654(h)(2)(i)(C)	Reporting and Recordkeeping Requirements--Other reports--Storage vessel notification of inspections.	<u>Y</u>	
63.654(h)(2)(ii)	Reporting and Recordkeeping Requirements--Other reports--Storage vessel notification of external floating roof tank seal gap inspections.	<u>Y</u>	
63.654(h)(6)	Reporting and Recordkeeping Requirements--Other reports--Determination of Applicability	<u>Y</u>	
63.654(h)(6)(ii)	Reporting and Recordkeeping Requirements--Other reports--Determination of Applicability	<u>Y</u>	
63.654(i)(1)	Reporting and Recordkeeping Requirements--Recordkeeping for storage vessels	<u>Y</u>	
63.654(i)(1)(i)	Reporting and Recordkeeping Requirements--Recordkeeping for storage vessels	<u>Y</u>	
63.654(i)(1)(iv)	Reporting and Recordkeeping Requirements--Recordkeeping for Group 2 storage vessels	<u>Y</u>	
63.654(i)(4)	Reporting and Recordkeeping Requirements--Record retention	<u>Y</u>	
63.642(e)	General recordkeeping requirements: Time period for keeping records, unless specified otherwise.	63.642(e) & 63.654(i)(4) keep all other records 5 years, retrievable within 24 hr	Y
	General recordkeeping requirements: Keep all reports and notification for the specified period of time.	63.642(e) & 63.654(i)(4) required	Y
63.646(a)	The source only needs to comply with the provisions as they relate to existing external floating roof tanks.	Y	

Table IV – ~~CJ Cluster 26F-201A~~
Source-specific Applicable Requirements
S26 – Tank A-026, ~~S490 – Tank A-490, S631 – Tank A-631, S690 – Tank A-690,~~
~~S705 – Tank A-705~~

Applicable Requirement	Regulation Title or Description of Requirement	Federally Enforceable (Y/N)	Future Effective Date
	EFR Rim Seals: vapor-mounted primary seal: liquid-mounted primary seal: mechanical shoe primary seal:	63.646(a) 63.119(e)(1)(i) – (1)(iii) Not Allowed OK with rim-mounted secondary OK with rim-mounted secondary	
	Must vapor-mounted rim seals be continuous on EFRs?	63.646(a) 63.119(e)(1)(iii) YES	Y
	Are EFR rim seals allowed to be pulled back or temporarily removed during inspection?	63.646(a) 63.119(e)(1)(iii) 63.120(b)(4) YES	Y
	EFRT operating requirements: When landing the floating roof on its support legs, is the tank to be emptied & either refilled or degassed AS SOON AS POSSIBLE?	63.646(a) 63.119(e)(3) & (e)(4) YES	Y
	Temporary exemption from operating requirements while the external floating roof is landed on its support legs? *	63.646(a) 63.119(e)(3) EXEMPT	Y
	EFR Internal Inspections: up-close visual inspection of the floating roof, seals, & fittings:	63.646(a) & 63.120(b) each time the tank is emptied & degassed	Y
	EXTENSIONS OF TIME: If EFRT is unsafe to inspect & cannot be emptied within 45 days?	63.646(a) & 63.120(b) up to 2 extensions of 30 days each, if needed	Y
	Notification of Inspections: Are notifications of inspections to demonstrate initial compliance required; For EFR seal gap measurements:	63.646(a) 63.120(b)(1) & (9) Required- notifications & reports per Ongoing Reports	Y
	Seal Gap Measurements: FREQUENCY AFTER INITIAL COMPLIANCE, For the EFR Primary Seal:	63.646(a) 63.120(b)(1)(i) every 5 years	Y
	Seal Gap Measurements: For existing EFRTs in compliance by the compliance date:	63.646(a) 63.120(b)(1)(i) & (iii) measure gaps of both seals prior to the compliance date	Y

Table IV – ~~CJ Cluster 26F-201A~~
Source-specific Applicable Requirements
S26 – Tank A-026, ~~S490 – Tank A-490, S631 – Tank A-631, S690 – Tank A-690,~~
~~S705 – Tank A-705~~

Applicable Requirement	Regulation Title or Description of Requirement	Federally Enforceable (Y/N)	Future Effective Date
	Seal Gap Measurements: For new EFRTs:	63.646(a) 63.120(b)(1)(i) & (iii) measure gaps of both seals prior to initial fill	Y
	Seal Gap Measurements: For affected EFRTs with a mechanical shoe or liq mounted primary only rim seal, prior to installing a secondary seal; PRIOR TO COMPLIANCE: UPON COMPLIANCE:	63.646(a) 63.120(b)(1)(ii) annual primary seal gap measurements* 63.646(a) 63.120(b)(1)(ii) measure gaps of both seals within 90 days	Y
	Seal Gap Measurements: FREQUENCY AFTER INITIAL COMPLIANCE, For the EFR Secondary Seal:	63.646(a) 63.120(b)(1)(iii) annually	Y
	Seal Gap Measurements: For EFRTs returned to affected service after 1 yr or more of exempt service:	63.646(a) 63.120(b)(1)(iv) measure gaps of both seals within 90 days	Y
	MEASUREMENT COND'S: Are EFR seal gap measurements to be made with the roof floating?	63.646(a) 63.120(b)(2)(i) YES	Y
	DETERMINATION OF EFR -RIM SEAL GAP AREAS: Presence of a gap determined by inserting a 1/8 in. probe?	63.646(a) 63.120(b)(2)(ii) YES	Y
	DETERMINATION OF EFR -RIM SEAL GAP AREAS: Use probes of various widths to determine the gap area?	63.646(a) 63.120(b)(2)(iii) YES	Y
	DETERMINATION OF EFR -RIM SEAL GAP AREAS: Sum the gap areas & divide by the diameter of the tank?	63.646(a) 63.120(b)(3) & (4) YES	Y
	EFR Primary Seal Gap Inspection Criteria: maximum area: maximum gap width:	63.646(a) 63.120(b)(3) 10 in² per foot of vessel diameter 1.5 in.	Y
	EFR Secondary Seal Gap Inspection Criteria: maximum area: maximum gap width:	63.646(a) 63.120(b)(4) 1 in² per foot of vessel diameter 0.5 in.	Y

Table IV – ~~CJ Cluster 26F-201A~~
Source-specific Applicable Requirements
S26 – Tank A-026, ~~S490 – Tank A-490, S631 – Tank A-631, S690 – Tank A-690,~~
~~S705 – Tank A-705~~

Applicable Requirement	Regulation Title or Description of Requirement	Federally Enforceable (Y/N)	Future Effective Date
	Is the metallic shoe of an EFR mechanical shoe seal required to have its bottom in the liquid and extend at least 24 in. above the liquid?	63.646(a) 63.120(b)(5)(i) YES	Y
	Shall there be no holes, tears, or openings in the EFR seals?	63.646(a) 63.120(b)(5)(ii) & (6)(ii) YES	Y
	UNSAFE CONDITIONS: Delay of EFR seal gap measurements allowed for unsafe conditions? If unable to make safe to measure, must the EFRT be emptied?	63.646(a) 63.120(b)(7)(i) up to 30 additional days 63.120(b)(7)(ii) YES, within 45 days of determining unsafe	Y
	EFRT REPAIRS: Time allowed for repair of defects found during in-service inspections of EFRs: If unable to repair, empty the EFRT & remove from service?	63.646(a) 63.120(b)(8) make repairs within 45 days 63.120(b)(8) YES, within 45 days	Y
	EXTENSIONS OF TIME: If EFRT defects cannot be repaired & the tank cannot be emptied within 45 days?	63.646(a) 63.120(b)(8) up to 2 extensions of 30 days each, if needed	Y
	Notification of Inspections: Are notifications of inspections to demonstrate initial compliance required; For EFR internal inspections:	63.646(a) 63.120(b)(10) internal inspection not required for initial compliance	Y
	EFRT REPAIRS: Repair of defects if the tank is empty?	63.646(a) 63.120(b)(10)(i) prior to refilling	Y
63.646(e)	EFR well covers to be gasketed?	63.646(e) not required at existing sources	Y
	EFR vents to be gasketed?	63.646(e) not required at existing sources	Y
	EFR deck openings other than for vents to project into liquid?	63.646(e) not required at existing sources	Y
	EFR access hatch & gauge float well covers to be bolted closed?	63.646(e) not required at existing sources	Y
	EFR emergency roof drains to have seals covering at least 90% of the opening?	63.646(e) not required at existing sources	Y

Table IV – ~~CJ Cluster 26F-201A~~
Source-specific Applicable Requirements
S26 – Tank A-026, ~~S490 – Tank A-490, S631 – Tank A-631, S690 – Tank A-690,~~
~~S705 – Tank A-705~~

Applicable Requirement	Regulation Title or Description of Requirement		Federally Enforceable (Y/N)	Future Effective Date
	EFR guidepole wells to have a deck cover gasket and a pole wiper?	63.646(e) not required at existing sources	Y	
	EFRT unslotted guidepoles to have a gasketed cap at the top of the pole?	63.646(e) not required at existing sources	Y	
	EFRT slotted guidepoles to have either an internal float or a pole sleeve?	63.646(e) not required at existing sources	Y	
63.646(e)	Exempts existing source from complying with inspection requirements for gaskets, slotted membranes and sleeve seals.		Y	
63.646(f)	Deck openings (wells) other than for vents, drains, or legs to have covers that are kept closed except for access?	63.646(f)(1) REQUIRED	Y	
	EFR rim space vents to remain closed except when the pressure setting is exceeded?	63.646(f)(2) REQUIRED	Y	
	EFR auto. Bleeder vent (vacuum breaker) to be closed except when the deck is landed?	63.646(f)(3) REQUIRED	Y	
63.646(g)	This notes that the failure to perform inspections and required monitoring is a violation of the application standard.		Y	
63.646(i)	Notification of Inspections: Is the State or local authority allowed to waive the notification requirements?	63.646(i) 63.654(h)(2)(i)(C)&(ii) YES	Y	
63.654(g), (h), and (i)	The source only needs to comply with provisions as they relate to existing floating roof tanks.		Y	
63.654(g)	Report of periodic inspections, etc. AFTER documenting initial compliance?	63.654(g) begin Sept 13, 1999 then semiannual	Y	
	Periodic Reports: Report of EFR inspection failures to include:	63.654(g)(2)–(4) date of inspec, identification of tank, description of failure, & date of repair or emptying	Y	
	Periodic Reports: EFR report to include a prior request for 30-day extension, w/ documentation of need?	63.654(g)(2)–(4) prior request is not required	Y	

**Table IV – ~~CJ Cluster 26F-201A~~
Source-specific Applicable Requirements
S26 – Tank A-026, ~~S490 – Tank A-490, S631 – Tank A-631, S690 – Tank A-690,~~
~~S705 – Tank A-705~~**

Applicable Requirement	Regulation Title or Description of Requirement	Federally Enforceable (Y/N)	Future Effective Date
	Periodic Reports: Additional information to be included if an extension is utilized for an EFR:	63.654(g)(2)(i) 63.654(g)(3)(ii) document the reason for the extension	Y
	Periodic Reports: Report EFR seal gap inspections if there was no out-of-compliance?	63.654(g)(3)(i) Not required	Y
	Periodic Reports: Report EFR seal gap inspections when there is out-of-compliance?	63.654(g)(3)(i) Required within 60 days after each semiannual period	Y
63.654(h)	Notification of Inspections: Is 30-day notice required for internal inspections of EFRs (i.e., prior to filling or refilling); but a 7-day verbal notice acceptable if the event is unplanned?	63.654(h)(2)(i) 63.646(a) 63.120(b)(10) REQUIRED	Y
	Notification of Inspections: Is 30-day notice required prior to EFR seal gap measurements?	63.654(h)(2)(ii) 63.646(a) 63.120(b)(9) REQUIRED	Y
	Report applicability for varying-use tanks?	63.654(h)(6)(ii) w/the initial NOC Status report	Y
	Other (initial) Reports: Report applicability for varying-use tanks?	63.654(h)(6)(ii) required with the initial Notification of Compliance Status report	Y
63.654(i)	Applicability records: Time period for keeping records of applicability determination, unless specified otherwise.	63.654(i)(1) 63.123(a) Keep record readily accessible for the service life of the tank	Y
	Applicability records: Records of dimensions & capacity required for nonexempt tanks?	63.654(i)(1) 63.646(a)&63.119(a)(3) 63.123(a) Required Keep record readily accessible for service life of the tank *	Y
	Recordkeeping for inspections: Keep inspection reports as specified.	63.654(i)(1) 63.123(e) – (e) all inspections	Y
	Records of EFR inspection reports:	63.654(i)(1) 63.123(d) all inspections	Y

Table IV – ~~CJ Cluster 26F-201A~~
Source-specific Applicable Requirements
S26 – Tank A-026, ~~S490 – Tank A-490, S631 – Tank A-631, S690 – Tank A-690,~~
~~S705 – Tank A-705~~

Applicable Requirement	Regulation Title or Description of Requirement	Federally Enforceable (Y/N)	Future Effective Date
	Recordkeeping for delayed repairs: When utilizing a delay of repair provision, keep documentation of the reason for the delay.	63.654(i)(1) 63.123 (g) required	Y
	Applicability records: Additional recordkeeping requirements for certain tanks.	63.654(i)(1)(iv) determination of HAP content Keep record readily accessible for service life of the tank	Y
BAAQMD Condition # 5000	Permit Conditions for S705 only		
Part 1	Secondary seal requirement (cumulative increase, Reg. 8-5)	Y	
Part 2	Requirement to notify the District regarding tank secondary seal (basis: Reg. 8-5, cumulative increase)	Y	
BAAQMD Condition # 5957	Permit Conditions for S26 only	Y	
Part 1	Secondary seal requirement (cumulative increase, Reg. 8-5)	Y	
Part 2	Requirement to notify the District regarding tank secondary seal (basis: Reg. 8-5, cumulative increase)	Y	
BAAQMD Condition # 10684			
Part 1	Design specifications (basis: Reg. 8-5, cumulative increase)	Y	
Part 2	Requirement to notify the District regarding tank seals (basis: Reg. 8-5, cumulative increase)	Y	
BAAQMD Condition # 19528			
Part 1	Throughput limit (basis: Regulation 2-1-234.3, Regulation 2-1-403 Regulation 2-6-503)	Y	

Table IV – ~~CJ Cluster 26F-202~~
Source-specific Applicable Requirements
S26 – Tank A-026, S490 – Tank A-490, S631 – Tank A-631, S690 – Tank A-690,
S705 – Tank A-705

Applicable Requirement	Regulation Title or Description of Requirement	Federally Enforceable (Y/N)	Future Effective Date
BAAQMD Reg 8 Rule 5	Organic Compounds – STORAGE OF ORGANIC LIQUIDS REQUIREMENTS (11/27/0210/18/2006)		
8-5-100	General	Y	
8-5-101	Description	Y	
8-5-111	Limited Exemption, Tank Removal From and Return to Service	NY	
8-5-111.1	Limited Exemption, Tank Removal From and Return to Service, Notification	Y	
8-5-111.1.1	Limited Exemption, Tank Removal From and Return to Service, Notification, 3 day prior notification	Y	
8-5-111.1.2	Limited Exemption, Tank Removal From and Return to Service, Notification, Telephone notification	Y	
8-5-111.2	Limited Exemption, Tank Removal From and Return to Service, Tank in compliance prior to notification	NY	
8-5-111.3	Limited Exemption, Tank Removal From and Return to Service, Floating roof tanks	Y	
8-5-111.5	Limited Exemption, Tank Removal From and Return to Service, Minimize emissions	NY	
8-5-111.6	Limited Exemption, Tank Removal From and Return to Service, Notice of completion not required	Y	
8-5-111.7	Limited Exemption, Tank Removal From and Return to Service, Satisfy requirements of 8-5-328	Y	
8-5-112	Limited Exemption, Preventative Maintenance and Inspection of Tanks in Operation	NY	
8-5-112.1	Limited Exemption, Preventative Maintenance and Inspection of Tanks in Operation, Notification	Y	
8-5-112.1.1	Limited Exemption, Preventative Maintenance and Inspection of Tanks in Operation, Notification, 3 day prior notification	Y	
8-5-112.1.2	Limited Exemption, Preventative Maintenance and Inspection of Tanks in Operation, Notification, Telephone notification	Y	
8-5-112.2	Limited Exemption, Preventative Maintenance and Inspection of Tanks in Operation, Tank in compliance at time of notification Tank in compliance prior to start of work. Certified per 8-5-404	NY	
8-5-112.3	Limited Exemption, Preventative Maintenance and Inspection of Tanks in Operation, No product movement, Minimize emissions	Y	
8-5-112.4	Limited Exemption, Preventative Maintenance and Inspection of Tanks in Operation, Not to exceed 7 days	NY	
8-5-112.5	Limited Exemption, Preventative Maintenance and Inspection of Tanks in Operation; Self report if out of compliance during exemption period	N	
8-5-112.6	Limited Exemption, Preventative Maintenance and Inspection of Tanks in Operation; Keep records for each exemption	N	
8-5-112.6.1	Limited Exemption, Preventative Maintenance and Inspection of Tanks in Operation; Keep records for each exemption	N	

Table IV – ~~CJ Cluster 26F-202~~
Source-specific Applicable Requirements
~~S26 – Tank A-026, S490 – Tank A-490, S631 – Tank A-631, S690 – Tank A-690,~~
S705 – Tank A-705

Applicable Requirement	Regulation Title or Description of Requirement	Federally Enforceable (Y/N)	Future Effective Date
8-5-112.6.2	Limited Exemption, Preventative Maintenance and Inspection of Tanks in Operation; Keep records for each exemption	<u>N</u>	
8-5-112.6.3	Limited Exemption, Preventative Maintenance and Inspection of Tanks in Operation; Keep records for each exemption	<u>N</u>	
8-5-112.6.4	Limited Exemption, Preventative Maintenance and Inspection of Tanks in Operation; Keep records for each exemption	<u>N</u>	
8-5-117	Limited Exemption, Low Vapor Pressure	<u>N</u>	
8-5-119	Limited Exemption, Repair Period - Optional	<u>N</u>	
8-5-119.1	Limited Exemption, Repair Period - Optional	<u>N</u>	
8-5-119.2	Limited Exemption, Repair Period - Optional	<u>N</u>	
8-5-119.3	Limited Exemption, Repair Period - Optional	<u>N</u>	
8-5-301	Storage Tank Control Requirements	Y <u>N</u>	
8-5-302	Requirements for Submerged Fill Pipes	Y	
8-5-303	Requirements for Pressure Vacuum Valve	Y	
8-5-304	Requirements for External Floating Roofs	N <u>Y</u>	
8-5-304.1	Requirements for External Floating Roofs; Tank fittings	<u>Y</u>	
8-5-304.2	Requirements for External Floating Roofs; Primary seal (8-5-321)	<u>Y</u>	
8-5-304.3	Requirements for External Floating Roofs; Secondary seal (8-5-322)	<u>Y</u>	
8-5-304.4	Requirements for External Floating Roofs; Floating roof	<u>N</u>	
8-5-304.5	Requirements for External Floating Roofs; Tank shell	<u>N</u>	
8-5-304.6	Requirements for External Floating Roofs; Pontoons – no leaks	<u>N</u>	
8-5-304.6.1	Requirements for External Floating Roofs; Pontoons – make gas tight if leaking	<u>N</u>	
8-5-304.6.2	Requirements for External Floating Roofs; Pontoons-repair all leaks at next removal from service	<u>N</u>	
8-5-320	Tank Fitting Requirements	N <u>Y</u>	
8-5-320.2	Floating Roof Tank Fitting Requirements; Projection below liquid surface	<u>N</u>	
8-5-320.3	Floating Roof Tank Fitting Requirements; Gasketed covers, seals, lids	<u>N</u>	
8-5-320.3.1	Floating Roof Tank Fitting Requirements; Gasketed covers, seals, lids - Gap requirements	<u>Y</u>	
8-5-320.5	Floating Roof Tank Fitting Requirements; Slotted sampling or gauging wells	<u>N</u>	
8-5-320.5.1	Floating Roof Tank Fitting Requirements; Slotted sampling or gauging wells -projection below liquid surface	<u>Y</u>	

Table IV – ~~CJ Cluster 26F-202~~
Source-specific Applicable Requirements
~~S26 – Tank A-026, S490 – Tank A-490, S631 – Tank A-631, S690 – Tank A-690,~~
S705 – Tank A-705

Applicable Requirement	Regulation Title or Description of Requirement	Federally Enforceable (Y/N)	Future Effective Date
8-5-320.5.2	Floating Roof Tank Fitting Requirements; Slotted sampling or gauging wells -cover, gasket, pole sleeve, pole wiper for EFR wells	<u>N</u>	
8-5-320.5.3	Floating Roof Tank Fitting Requirements; Slotted sampling or gauging wells-total secondary seal gap must include well gap	<u>Y</u>	
8-5-321	Primary Seal Requirements	<u>NY</u>	
8-5-321.1	Primary Seal Requirements; No holes, tears, other openings	<u>Y</u>	
8-5-321.2	Primary Seal Requirements; The seal shall be metallic shoe or liquid mounted except as provided in 8-5-305.1.3	<u>Y</u>	
8-5-321.3	Primary Seal Requirements; Metallic-shoe-type seal requirements	<u>N</u>	
8-5-321.3.1	Primary Seal Requirements; Metallic-shoe-type seal requirements--geometry of shoe	<u>Y</u>	
8-5-321.3.2	Primary Seal Requirements; Metallic-shoe-type seal requirements--welded tanks	<u>Y</u>	
8-5-322	Secondary Seal Requirements	<u>NY</u>	
8-5-322.1	Secondary Seal Requirements; No holes, tears, other openings	<u>Y</u>	
8-5-322.2	Secondary Seal Requirements; Insertion of probes	<u>Y</u>	
8-5-322.5	Secondary Seal Requirements; Gap requirements for welded external floating roof tanks with seals installed after 9/4/1985	<u>Y</u>	
8-5-322.6	Secondary Seal Requirements; Extent of seal	<u>Y</u>	
8-5-328	Tank Degassing Requirements	<u>NY</u>	
8-5-328.1	Tank Degassing Requirements; Tanks > 75 cubic meters	<u>N</u>	
8-5-328.2	Tank Degassing Requirements; Ozone Excess Day Prohibition	<u>Y</u>	
8-5-328.3	Tank Degassing Requirements; BAAQMD notification required	<u>N</u>	
8-5-331	Tank Cleaning Requirements	<u>N</u>	
8-5-331.1	Tank Cleaning Requirements; Cleaning material properties	<u>N</u>	
8-5-331.2	Tank Cleaning Requirements; Steam cleaning prohibition	<u>N</u>	
8-5-331.3	Tank Cleaning Requirements; Steam cleaning exceptions	<u>N</u>	
8-5-401	Inspection Requirements for External Floating Roof	<u>NY</u>	
8-5-401.1	Inspection Requirements for External Floating Roof Tanks; Primary and Secondary Seal Inspections	<u>N</u>	
8-5-401.2	Inspection Requirements for External Floating Roof Tanks; Tank Fittings Inspections	<u>N</u>	
8-5-403	Inspection Requirements for Pressure Vacuum Valves	Y	
8-5-404	Inspection, Abatement Efficiency Determination, and Source Test Reports Certification	<u>NY</u>	
8-5-405	Information Required	Y	

Table IV – ~~CJ Cluster 26F-202~~
Source-specific Applicable Requirements
~~S26 – Tank A-026, S490 – Tank A-490, S631 – Tank A-631, S690 – Tank A-690,~~
S705 – Tank A-705

Applicable Requirement	Regulation Title or Description of Requirement	Federally Enforceable (Y/N)	Future Effective Date
8-5-501	Records	Y	
8-5-501.1	Records; Type and amounts of liquid, type of blanket gas, TVP - Retain 24 months	Y	
8-5-501.2	Records; Internal and External Floating Roof Tanks, Seal Replacement Records - Retain 10 years	Y	
8-5-501.3	Records; Retention	N	
8-5-502	Tank Degassing Annual Source Test Requirement	Y	
8-5-503	Portable Hydrocarbon Detector	Y	
8-5-602	Analysis of Samples, True Vapor Pressure	Y	
8-5-604	Determination of Applicability Based on True Vapor Pressure	Y	
8-5-605	Measurement of Leak Concentration and Residual Concentrations	N	
8-5-605.1	Measurement of Leak Concentration and Residual Concentrations; EPA Method 21 Instrument	N	
8-5-605.2	Measurement of Leak Concentration and Residual Concentrations; Test Methods	N	
8-5-606	Analysis of Samples, Tank Cleaning Agents	N	
8-5-606.1	Analysis of Samples, Tank Cleaning Agents; IBP	N	
8-5-606.2	Analysis of Samples, Tank Cleaning Agents; TVP	N	
8-5-606.3	Analysis of Samples, Tank Cleaning Agents; VOC	N	
SIP Regulation 8 Rule 5	Organic Compounds - Storage of Organic Liquids (06/05/2003)	-	
8-5-111	Limited Exemption, Tank Removal From and Return to Service	Y	
8-5-111.2	Limited Exemption, Tank Removal From and Return to Service, Tank in compliance prior to notification	Y	
8-5-111.5	Limited Exemption, Tank Removal From and Return to Service, Minimize emissions	Y	
8-5-111.6	Limited Exemption, Tank Removal From and Return to Service, Notice of completion not required	Y	
8-5-111.7	Limited Exemption, Tank Removal From and Return to Service, Satisfy requirements of 8-5-328	Y	
8-5-112	Limited Exemption, Tanks in Operation	Y	
8-5-112.2	Limited Exemption, Tanks in Operation, Tank in compliance prior to start of work. Certified per 8-5-404	Y	
8-5-112.4	Limited Exemption, Tanks in Operation, Not to exceed 7 days	Y	
8-5-117	Exemption, Low Vapor Pressure	Y	
8-5-301	Storage Tank Control Requirements	Y	

Table IV – ~~CJ Cluster 26F-202~~
Source-specific Applicable Requirements
~~S26 – Tank A-026, S490 – Tank A-490, S631 – Tank A-631, S690 – Tank A-690,~~
S705 – Tank A-705

Applicable Requirement	Regulation Title or Description of Requirement	Federally Enforceable (Y/N)	Future Effective Date
8-5-304	Requirements for External Floating Roofs; Floating roof requirements	Y	
8-5-304.4	Requirements for External Floating Roofs; Floating roof requirements	Y	
8-5-320	Tank Fitting Requirements	Y	
8-5-320.2	Tank Fitting Requirements – Floating roof tanks, Gasketed covers, seals, lids – Projection below surface except p/v valves and vacuum breaker vents	Y	
8-5-320.3	Tank Fitting Requirements; Gasketed covers, seals, lids	Y	
8-5-320.5	Tank Fitting Requirements; Slotted sampling or gauging wells	Y	
8-5-320.5.2	Tank Fitting Requirements; Slotted sampling or gauging wells - cover, gasket, pole sleeve, pole wiper for EFR wells	Y	
8-5-321	Primary Seal Requirements	Y	
8-5-321.3	Primary Seal Requirements; Metallic-shoe-type seal requirements	Y	
8-5-322	Secondary Seal Requirements	Y	
8-5-328	Tank degassing requirements	Y	
8-5-328.1	Tank degassing requirements; Tanks > 75 cubic meters	Y	
8-5-328.1.2	Tank degassing requirements; Concentration of <10,000 ppm as methane after degassing	Y	
8-5-401	Inspection Requirements for External Floating Roof Tanks		
8-5-401.1	Inspection Requirements for External Floating Roof Tanks; Primary and Secondary Seal Inspections	Y	
8-5-401.2	Inspection Requirements for External Floating Roof Tanks; Tank Fittings Inspections	Y	
8-5-404	Certification	Y	
8-5-405	Report	Y	
8-5-405.1	Information required	Y	
8-5-405.2	Information required	Y	
8-5-405.3	Information required	Y	
8-5-501	Records	Y	
8-5-503	Portable Hydrocarbon Detector	Y	
BAAQMD Regulation 10	Standards of Performance for New Stationary Sources incorporated by reference (02/16/2000)		
10-16	Subpart Ka – Standards of Performance for Storage Vessels for Petroleum Liquids for which Construction, Reconstruction, or Modification Commence After June 11, 1973 and Prior to May 19, 1978	Y	

Table IV – ~~CJ Cluster 26F-202~~
Source-specific Applicable Requirements
~~S26 – Tank A-026, S490 – Tank A-490, S631 – Tank A-631, S690 – Tank A-690,~~
S705 – Tank A-705

Applicable Requirement	Regulation Title or Description of Requirement	Federally Enforceable (Y/N)	Future Effective Date
40 CFR 60 Subpart Ka	NSPS – Standards of Performance for Storage Vessels for Petroleum Liquids for which Construction, Reconstruction, or Modification Commence After June 11, 1973 and Prior to May 19, 1978		
60.110a(a)	Applicability and Designation of Affected Facility: Volatile organic liquid storage vessels > or = to 40,000 gallons, after 5/18/1978	Y	
40 CFR 63 Subpart G	NESHAPS for Source Categories: SOCMHON G Requirements for tanks subject to 40 CFR 63 Subpart CC		
63.119	Storage Vessel Provisions--Reference Control Technology	Y	
63.119(a)	Storage Vessel Provisions -- Reference Control Technology	Y	
63.119(a)(1)	Storage Vessel Provisions -- Reference Control Technology-- Group 1, TVP < 76.6 kPa (11psi)	Y	
63.119(c)	Storage Vessel Provisions . Reference Control Technology-- External floating roof	Y	
63.119(c)(1)	Storage Vessel Provisions . Reference Control Technology-- External floating roof seals	Y	
63.119(c)(1)(i)	Storage Vessel Provisions . Reference Control Technology-- External floating roof double seals required	Y	
63.119(c)(1)(ii)	Storage Vessel Provisions . Reference Control Technology-- External floating roof primary seal requirements	Y	
63.119(c)(1)(iii)	Storage Vessel Provisions . Reference Control Technology-- External floating roof primary and secondary seal requirements	Y	
63.119(c)(3)	Storage Vessel Provisions . Reference Control Technology-- External floating roof – roof must rest on liquid	Y	
63.119(c)(3)(i)	Storage Vessel Provisions . Reference Control Technology-- External floating roof exception	Y	
63.119(c)(3)(ii)	Storage Vessel Provisions . Reference Control Technology-- External floating roof exception	Y	
63.119(c)(3)(iii)	Storage Vessel Provisions . Reference Control Technology-- External floating roof exception	Y	
63.119(c)(4)	Storage Vessel Provisions . Reference Control Technology-- External Floating Roof Operations, when not floating	Y	
63.120	Storage Vessel Provisions - Procedures To Determine Compliance.	Y	
63.120(b)	Storage Vessel Provisions . Procedures to Determine Compliance--Compliance Demonstration--External floating roof	Y	

**Table IV – ~~CJ Cluster 26F-202~~
 Source-specific Applicable Requirements
~~S26 – Tank A-026, S490 – Tank A-490, S631 – Tank A-631, S690 – Tank A-690,~~
S705 – Tank A-705**

Applicable Requirement	Regulation Title or Description of Requirement	Federally Enforceable (Y/N)	Future Effective Date
63.120(b)(1)	Storage Vessel Provisions . Procedures to Determine Compliance--External FR seal gap measurement	<u>Y</u> -	
63.120(b)(1)(i)	Storage Vessel Provisions . Procedures to Determine Compliance--External FR with double seals primary seal gap measurement	<u>Y</u> -	
63.120(b)(1)(ii)	Storage Vessel Provisions . Procedures to Determine Compliance--External FR with double seals secondary seal gap	<u>Y</u> -	
63.120(b)(1)(iii)	Storage Vessel Provisions . Procedures to Determine Compliance--External FR seal inspections prior to tank refill after service	<u>Y</u> -	
63.120(b)(1)(iv)	Storage Vessel Provisions . Procedures to Determine Compliance--External FR and seal gap determination methods	<u>Y</u> -	
63.120(b)(2)	Storage Vessel Provisions . Procedures to Determine Compliance--External FR and seal gap determination methods	<u>Y</u> -	
63.120(b)(2)(i)	Storage Vessel Provisions . Procedures to Determine Compliance--External FR and seal gap determination methods	<u>Y</u> -	
63.120(b)(2)(ii)	Storage Vessel Provisions . Procedures to Determine Compliance--External FR with double seals secondary seal gap	<u>Y</u> -	
63.120(b)(2)(iii)	Storage Vessel Provisions . Procedures to Determine Compliance--External FR and seal gap determination methods	<u>Y</u> -	
63.120(b)(3)	Storage Vessel Provisions . Procedures to Determine Compliance--External FR primary seal gap calculation method	<u>Y</u> -	
63.120(b)(4)	Storage Vessel Provisions . Procedures to Determine Compliance--External FR secondary seal gap calculation method	<u>Y</u> -	
63.120(b)(5)	Storage Vessel Provisions . Procedures to Determine Compliance--External FR primary seal requirements	<u>Y</u> -	
63.120(b)(5)(i)	Storage Vessel Provisions . Procedures to Determine Compliance--External FR primary seal requirements metallic shoe	<u>Y</u> -	
63.120(b)(5)(ii)	Storage Vessel Provisions . Procedures to Determine Compliance--External FR primary seal, no holes	<u>Y</u> -	
63.120(b)(6)	Storage Vessel Provisions . Procedures to Determine Compliance--External FR secondary seal requirements	<u>Y</u> -	
63.120(b)(6)(i)	Storage Vessel Provisions . Procedures to Determine Compliance--External FR secondary seal location	<u>Y</u> -	
63.120(b)(6)(ii)	Storage Vessel Provisions . Procedures to Determine Compliance--External FR secondary seal, no holes	<u>Y</u> -	
63.120(b)(7)	Storage Vessel Provisions . Procedures to Determine Compliance--External FR unsafe to perform seal measurements	<u>Y</u> -	

Table IV – ~~CJ Cluster 26F-202~~
Source-specific Applicable Requirements
~~S26 – Tank A-026, S490 – Tank A-490, S631 – Tank A-631, S690 – Tank A-690,~~
S705 – Tank A-705

Applicable Requirement	Regulation Title or Description of Requirement	Federally Enforceable (Y/N)	Future Effective Date
63.640(n)(5)	Applicability and Designation of Affected Source Overlap for Storage Vessels—Existing Group 1 storage vessels also subject to NSPS Subparts K or Ka are only required to comply with the provisions of this subpart	Y	
63.641	Definitions:	Y	
63.646	Storage Vessel Provisions	Y	
63.646(a)	Storage Vessel Provisions--Group 1, Comply with Subpart G 63.119 through 63.121.	Y	
63.646(b)(1)	Storage Vessel Provisions--Determine stored liquid % OHAP for group determination	Y	
63.646(b)(2)	Storage Vessel Provisions--Determine stored liquid % OHAP-method 18 to resolve disputes	Y	
63.646(c)	Storage Vessel Provisions--40 CFR 63 exclusions for storage vessels – 63.119(b)(5); (b)(6); (c)(2); and (d)(2) are not applicable	Y	
63.646(d)	Storage Vessel Provisions—How to handle references in 40 CFR 63 Subpart G for storage vessels	Y	
63.646(e)	Storage Vessel Provisions--Compliance with inspection requirements of 63.120 of Subpart G for gaskets, slotted membranes, and sleeve seals		
63.646(f)	Storage Vessel Provisions--Group 1 floating roof requirements		
63.646(f)(1)	Storage Vessel Provisions--Group 1 floating roof requirements--Cover or lid		
63.646(f)(2)	Storage Vessel Provisions--Group 1 floating roof requirements--Rim space		
63.646(f)(3)	Storage Vessel Provisions-Group 1 floating roof requirements--Automatic bleeder vents		
63.646(g)	Storage Vessel Provisions—Failure to perform inspections and monitoring required by this section shall constitute a violation of the applicable standard of this subpart.		
63.646(h)	Storage Vessel Provisions—References in 63.119 through 63.121 to 63.122(g)(1), 63.151, and references to initial notification requirements do not apply		
63.646(j)	Storage Vessel Provisions—References to the Notification of Compliance Status Report in 63.152(b) shall be replaced with 63.654(f).	Y	
63.646(k)	Storage Vessel Provisions—References to the Periodic Reports in 63.152(c) shall be replaced with 63.654(g).	Y	

Table IV – ~~CJ Cluster 26F-202~~
Source-specific Applicable Requirements
~~S26 – Tank A-026, S490 – Tank A-490, S631 – Tank A-631, S690 – Tank A-690,~~
S705 – Tank A-705

Applicable Requirement	Regulation Title or Description of Requirement	Federally Enforceable (Y/N)	Future Effective Date
63.646(l)	Storage Vessel Provisions--State or local permitting agency notification requirements	Y	
63.654	Reporting and Recordkeeping Requirements	Y	
63.654(f)	Reporting and Recordkeeping Requirements--Notice of compliance status report requirements	Y	
63.654(f)(1)(i)(A)	Reporting and Recordkeeping Requirements--Notice of compliance status report requirements--Reporting--storage vessels	Y	
63.654(f)(1)(i)(A)(1)	Reporting and Recordkeeping Requirements--Notice of compliance status report requirements--Reporting--storage vessels	Y	
63.654(g)(1)	Periodic Reporting and Recordkeeping Requirements--storage vessels	Y	
63.654(g)(3)	Periodic Reporting and Recordkeeping Requirements--storage vessels with external floating roofs	Y	
63.654(g)(3)(i)	Periodic Reporting and Recordkeeping Requirements--storage vessels with external floating roofs	Y	
63.654(g)(3)(i)(A)	Periodic Reporting and Recordkeeping Requirements--storage vessels with external floating roofs	Y	
63.654(g)(3)(i)(B)	Periodic Reporting and Recordkeeping Requirements--storage vessels with external floating roofs	Y	
63.654(g)(3)(i)(C)	Periodic Reporting and Recordkeeping Requirements--storage vessels with external floating roofs	Y	
63.654(g)(3)(i)(D)	Periodic Reporting and Recordkeeping Requirements--storage vessels with external floating roofs	Y	
63.654(g)(3)(ii)	Periodic Reporting and Recordkeeping Requirements--storage vessels with external floating roofs	Y	
63.654(g)(3)(iii)	Periodic Reporting and Recordkeeping Requirements--storage vessels with external floating roofs	Y	
63.654(g)(3)(iii)(B)	Periodic Reporting and Recordkeeping Requirements--storage vessels with external floating roofs	Y	
63.654(h)(2)	Reporting and Recordkeeping Requirements--Other reports--Storage vessel notification of inspections.	Y	
63.654(h)(2)(i)	Reporting and Recordkeeping Requirements--Other reports--Storage vessel notification of inspections.	Y	
63.654(h)(2)(i)(A)	Reporting and Recordkeeping Requirements--Other reports--Storage vessel notification of inspections.	Y	

Table IV – ~~CJ Cluster 26F-202~~
Source-specific Applicable Requirements
~~S26 – Tank A-026, S490 – Tank A-490, S631 – Tank A-631, S690 – Tank A-690,~~
S705 – Tank A-705

Applicable Requirement	Regulation Title or Description of Requirement	Federally Enforceable (Y/N)	Future Effective Date
63.654(h)(2)(i)(B)	Reporting and Recordkeeping Requirements--Other reports--Storage vessel notification of inspections.	<u>Y</u>	
63.654(h)(2)(i)(C)	Reporting and Recordkeeping Requirements--Other reports--Storage vessel notification of inspections.	<u>Y</u>	
63.654(h)(2)(ii)	Reporting and Recordkeeping Requirements--Other reports--Storage vessel notification of external floating roof tank seal gap inspections.	<u>Y</u>	
63.654(h)(6)	Reporting and Recordkeeping Requirements--Other reports--Determination of Applicability	<u>Y</u>	
63.654(h)(6)(ii)	Reporting and Recordkeeping Requirements--Other reports--Determination of Applicability	<u>Y</u>	
63.654(i)(1)	Reporting and Recordkeeping Requirements--Recordkeeping for storage vessels	<u>Y</u>	
63.654(i)(1)(i)	Reporting and Recordkeeping Requirements--Recordkeeping for storage vessels	<u>Y</u>	
63.654(i)(1)(iv)	Reporting and Recordkeeping Requirements--Recordkeeping for Group 2 storage vessels	<u>Y</u>	
63.654(i)(4)	Reporting and Recordkeeping Requirements—Record retention	<u>Y</u>	
63.642(e)	General recordkeeping requirements: Time period for keeping records, unless specified otherwise.	63.642(e) & 63.654(i)(4) keep all other records 5 years, retrievable within 24 hr	<u>Y</u>
	General recordkeeping requirements: Keep all reports and notification for the specified period of time.	63.642(e) & 63.654(i)(4) required	<u>Y</u>
63.646(a)	The source only needs to comply with the provisions as they relate to existing external floating roof tanks.	<u>Y</u>	
	EFR Rim Seals: vapor-mounted primary seal: liquid-mounted primary seal: mechanical shoe primary seal:	63.646(a) 63.119(e)(1)(i)–(1)(iii) Not Allowed OK with rim-mounted secondary OK with rim-mounted secondary	<u>Y</u>
	Must vapor-mounted rim seals be continuous on EFRs?	63.646(a) 63.119(e)(1)(iii) YES	<u>Y</u>
	Are EFR rim seals allowed to be pulled back or temporarily removed during inspection?	63.646(a) 63.119(e)(1)(iii) 63.120(b)(4) YES	<u>Y</u>

Table IV – CJ Cluster 26F-202
Source-specific Applicable Requirements
S26 – Tank A-026, S490 – Tank A-490, S631 – Tank A-631, S690 – Tank A-690,
S705 – Tank A-705

Applicable Requirement	Regulation Title or Description of Requirement	Federally Enforceable (Y/N)	Future Effective Date
	EFRT operating requirements: When landing the floating roof on its support legs, is the tank to be emptied & either refilled or degassed AS SOON AS POSSIBLE?	63.646(a) 63.119(e)(3) & (e)(4) YES	Y
	Temporary exemption from operating requirements while the external floating roof is landed on its support legs? *	63.646(a) 63.119(e)(3) EXEMPT	Y
	EFR Internal Inspections: up-close visual inspection of the floating roof, seals, & fittings:	63.646(a) & 63.120(b) each time the tank is emptied & degassed	Y
	EXTENSIONS OF TIME: If EFRT is unsafe to inspect & cannot be emptied within 45 days?	63.646(a) & 63.120(b) up to 2 extensions of 30 days each, if needed	Y
	Notification of Inspections: Are notifications of inspections to demonstrate initial compliance required, For EFR seal gap measurements:	63.646(a) 63.120(b)(1) & (9) Required- notifications & reports per Ongoing Reports	Y
	Seal Gap Measurements: FREQUENCY AFTER INITIAL COMPLIANCE, For the EFR Primary Seal:	63.646(a) 63.120(b)(1)(i) every 5 years	Y
	Seal Gap Measurements: For existing EFRTs in compliance by the compliance date:	63.646(a) 63.120(b)(1)(i) & (iii) measure gaps of both seals prior to the compliance date	Y
	Seal Gap Measurements: For new EFRTs:	63.646(a) 63.120(b)(1)(i) & (iii) measure gaps of both seals prior to initial fill	Y
	Seal Gap Measurements: For affected EFRTs with a mechanical shoe or liq mounted primary only rim seal, prior to installing a secondary seal; PRIOR TO COMPLIANCE: UPON COMPLIANCE:	63.646(a) 63.120(b)(1)(ii) annual primary seal gap measurements * 63.646(a) 63.120(b)(1)(ii) measure gaps of both seals within 90 days	Y
	Seal Gap Measurements: FREQUENCY AFTER INITIAL COMPLIANCE, For the EFR Secondary Seal:	63.646(a) 63.120(b)(1)(iii) annually	Y

Table IV – ~~CJ Cluster 26F-202~~
Source-specific Applicable Requirements
~~S26 – Tank A-026, S490 – Tank A-490, S631 – Tank A-631, S690 – Tank A-690,~~
S705 – Tank A-705

Applicable Requirement	Regulation Title or Description of Requirement	Federally Enforceable (Y/N)	Future Effective Date
	Seal Gap Measurements: For EFRTs returned to affected service after 1-yr or more of exempt service:	63.646(a) 63.120(b)(1)(iv) measure gaps of both seals within 90 days	Y
	MEASUREMENT COND'S: Are EFR seal gap measurements to be made with the roof floating?	63.646(a) 63.120(b)(2)(i) YES	Y
	DETERMINATION OF EFR RIM SEAL GAP AREAS: Presence of a gap determined by inserting a 1/8 in. probe?	63.646(a) 63.120(b)(2)(ii) YES	Y
	DETERMINATION OF EFR RIM SEAL GAP AREAS: Use probes of various widths to determine the gap area?	63.646(a) 63.120(b)(2)(iii) YES	Y
	DETERMINATION OF EFR RIM SEAL GAP AREAS: Sum the gap areas & divide by the diameter of the tank?	63.646(a) 63.120(b)(3) & (4) YES	Y
	EFR Primary Seal Gap Inspection Criteria: maximum area: maximum gap width:	63.646(a) 63.120(b)(3) 10 in² per foot of vessel diameter 1.5 in.	Y
	EFR Secondary Seal Gap Inspection Criteria: maximum area: maximum gap width:	63.646(a) 63.120(b)(4) 1 in² per foot of vessel diameter 0.5 in.	Y
	Is the metallic shoe of an EFR mechanical shoe seal required to have its bottom in the liquid and extend at least 24 in. above the liquid?	63.646(a) 63.120(b)(5)(i) YES	Y
	Shall there be no holes, tears, or openings in the EFR seals?	63.646(a) 63.120(b)(5)(ii) & (6)(ii) YES	Y
	UNSAFE CONDITIONS: Delay of EFR seal gap measurements allowed for unsafe conditions? If unable to make safe to measure, must the EFRT be emptied?	63.646(a) 63.120(b)(7)(i) up to 30 additional days 63.120(b)(7)(ii) YES, within 45 days of determining unsafe	Y

Table IV – CJ Cluster 26F-202
Source-specific Applicable Requirements
S26 – Tank A-026, S490 – Tank A-490, S631 – Tank A-631, S690 – Tank A-690,
S705 – Tank A-705

Applicable Requirement	Regulation Title or Description of Requirement	Federally Enforceable (Y/N)	Future Effective Date
	<p>EFRT REPAIRS: Time allowed for repair of defects found during in-service inspections of EFRs:</p> <p>If unable to repair, empty the EFRT & remove from service?</p>	<p>63.646(a) 63.120(b)(8) make repairs within 45 days</p> <p>63.120(b)(8) YES, within 45 days</p>	<p>Y</p>
	<p>EXTENSIONS OF TIME: If EFRT defects cannot be repaired & the tank cannot be emptied within 45 days?</p>	<p>63.646(a) 63.120(b)(8) up to 2 extensions of 30 days each, if needed</p>	<p>Y</p>
	<p>Notification of Inspections: Are notifications of inspections to demonstrate initial compliance required; For EFR internal inspections:</p>	<p>63.646(a) 63.120(b)(10) internal inspection not required for initial compliance</p>	<p>Y</p>
	<p>EFRT REPAIRS: Repair of defects if the tank is empty?</p>	<p>63.646(a) 63.120(b)(10)(i) prior to refilling</p>	<p>Y</p>
63.646(e)	EFR well covers to be gasketed?	<p>63.646(e) not required at existing sources</p>	<p>Y</p>
	EFR vents to be gasketed?	<p>63.646(e) not required at existing sources</p>	<p>Y</p>
	EFR deck openings other than for vents to project into liquid?	<p>63.646(e) not required at existing sources</p>	<p>Y</p>
	EFR access hatch & gauge float well covers to be bolted closed?	<p>63.646(e) not required at existing sources</p>	<p>Y</p>
	EFR emergency roof drains to have seals covering at least 90% of the opening?	<p>63.646(e) not required at existing sources</p>	<p>Y</p>
	EFR guidepole wells to have a deck cover gasket and a pole wiper?	<p>63.646(e) not required at existing sources</p>	<p>Y</p>
	EFRT unslotted guidepoles to have a gasketed cap at the top of the pole?	<p>63.646(e) not required at existing sources</p>	<p>Y</p>
	EFRT slotted guidepoles to have either an internal float or a pole sleeve?	<p>63.646(e) not required at existing sources</p>	<p>Y</p>
63.646(e)	Exempts existing source from complying with inspection requirements for gaskets, slotted membranes and sleeve seals.		<p>Y</p>

Table IV – ~~CJ Cluster 26F-202~~
Source-specific Applicable Requirements
~~S26 – Tank A-026, S490 – Tank A-490, S631 – Tank A-631, S690 – Tank A-690,~~
S705 – Tank A-705

Applicable Requirement	Regulation Title or Description of Requirement	Federally Enforceable (Y/N)	Future Effective Date
63.646(f)	Deck openings (wells) other than for vents, drains, or legs to have covers that are kept closed except for access?	63.646(f)(1) REQUIRED	Y
63.646(f)	EFR rim space vents to remain closed except when the pressure setting is exceeded?	63.646(f)(2) REQUIRED	Y
63.646(f)	EFR auto. Bleeder vent (vacuum breaker) to be closed except when the deck is landed?	63.646(f)(3) REQUIRED	Y
63.646(g)	This notes that the failure to perform inspections and required monitoring is a violation of the application standard.	Y	
63.646(t)	Notification of Inspections: Is the State or local authority allowed to waive the notification requirements?	63.646(t) 63.654(h)(2)(i)(C)&(ii) YES	Y
63.654(g), (h), and (i)	The source only needs to comply with provisions as they relate to existing floating roof tanks.	Y	
63.654(g)	Report of periodic inspections, etc. AFTER documenting initial compliance?	63.654(g) begin Sept 13, 1999 then semiannual	Y
63.654(g)	Periodic Reports: Report of EFR inspection failures to include:	63.654(g)(2) – (4) date of inspec, identification of tank, description of failure, & date of repair or emptying	Y
63.654(g)	Periodic Reports: EFR report to include a prior request for 30-day extension, w/ documentation of need?	63.654(g)(2) – (4) prior request is not required	Y
63.654(g)	Periodic Reports: Additional information to be included if an extension is utilized for an EFR:	63.654(g)(2)(i) 63.654(g)(3)(ii) document the reason for the extension	Y
63.654(g)	Periodic Reports: Report EFR seal gap inspections if there was no out-of-compliance?	63.654(g)(3)(i) Not required	Y
63.654(g)	Periodic Reports: Report EFR seal gap inspections when there is out-of-compliance?	63.654(g)(3)(i) Required within 60 days after each semiannual period	Y

Table IV – ~~CJ Cluster 26F-202~~
Source-specific Applicable Requirements
~~S26 – Tank A-026, S490 – Tank A-490, S631 – Tank A-631, S690 – Tank A-690,~~
S705 – Tank A-705

Applicable Requirement	Regulation Title or Description of Requirement	Federally Enforceable (Y/N)	Future Effective Date
63.654(h)	Notification of Inspections: Is 30-day notice required for internal inspections of EFRTs (i.e., prior to filling or refilling); but a 7-day verbal notice acceptable if the event is unplanned?	63.654(h)(2)(i) 63.646(a) 63.120(b)(10) REQUIRED	Y
	Notification of Inspections: Is 30-day notice required prior to EFR seal gap measurements?	63.654(h)(2)(ii) 63.646(a) 63.120(b)(9) REQUIRED	Y
	Report applicability for varying-use tanks?	63.654(h)(6)(ii) w/the initial NOC Status report	Y
	Other (initial) Reports: Report applicability for varying-use tanks?	63.654(h)(6)(ii) required with the initial Notification of Compliance Status report	Y
63.654(i)	Applicability records: Time period for keeping records of applicability determination, unless specified otherwise.	63.654(i)(1) 63.123(a) Keep record readily accessible for the service life of the tank	Y
	Applicability records: Records of dimensions & capacity required for nonexempt tanks?	63.654(i)(1) 63.646(a)&63.119(a)(3) 63.123(a) Required Keep record readily accessible for service life of the tank *	Y
	Recordkeeping for inspections: Keep inspection reports as specified.	63.654(i)(1) 63.123(e) — (e) all inspections	Y
	Records of EFR inspection reports:	63.654(i)(1) 63.123(d) all inspections	Y
	Recordkeeping for delayed repairs: When utilizing a delay of repair provision, keep documentation of the reason for the delay.	63.654(i)(1) 63.123(g) required	Y
	Applicability records: Additional recordkeeping requirements for certain tanks.	63.654(i)(1)(iv) determination of HAP content Keep record readily accessible for service life of the tank	Y

Table IV – ~~CJ Cluster 26F-202~~
Source-specific Applicable Requirements
~~S26 – Tank A-026, S490 – Tank A-490, S631 – Tank A-631, S690 – Tank A-690,~~
S705 – Tank A-705

Applicable Requirement	Regulation Title or Description of Requirement	Federally Enforceable (Y/N)	Future Effective Date
BAAQMD Condition # 5000	Permit Conditions for S705 only		
Part 1	Secondary seal requirement (cumulative increase, Reg. 8-5)	Y	
Part 2	Requirement to notify the District regarding tank secondary seal (basis: Reg. 8-5, cumulative increase)	Y	
BAAQMD Condition # 5957	Permit Conditions for S26 only		
Part 1	Secondary seal requirement (cumulative increase, Reg. 8-5)	Y	
Part 2	Requirement to notify the District regarding tank secondary seal (basis: Reg. 8-5, cumulative increase)	Y	
BAAQMD Condition # 10684			
Part 1	Design specifications (basis: Reg. 8-5, cumulative increase)	Y	
Part 2	Requirement to notify the District regarding tank seals (basis: Reg. 8-5, cumulative increase)	Y	
BAAQMD Condition # 19528			
Part 1	Throughput limit (basis: Regulation 2-1-234.3, Regulation 2-1-403 Regulation 2-6-503)	Y	

Table IV – ~~CK Cluster 26F-201A~~
Source-specific Applicable Requirements
S641 – Tank A-641

Applicable Requirement	Regulation Title or Description of Requirement	Federally Enforceable (Y/N)	Future Effective Date
BAAQMD Reg 8 Rule 5	Organic Compounds – STORAGE OF ORGANIC LIQUIDS REQUIREMENTS (10/18/2006) Requirements for External Floating Roof Tanks(11/27/02)		
<u>8-5-100</u>	<u>General</u>	<u>Y</u>	
<u>8-5-101</u>	<u>Description</u>	<u>Y</u>	
8-5-III.1.1	Limited Exemption, Tank Removal From and Return to Service	<u>NY</u>	

**Table IV – ~~CK Cluster 26F-201A~~
Source-specific Applicable Requirements
S641 – Tank A-641**

Applicable Requirement	Regulation Title or Description of Requirement	Federally Enforceable (Y/N)	Future Effective Date
8-5-111.1.2	Limited Exemption, Tank Removal From and Return to Service, Notification	Y	
8-5-111.2	Limited Exemption, Tank Removal From and Return to Service, Notification, 3 day prior notification	NY	
8-5-111.3	Limited Exemption, Tank Removal From and Return to Service, Notification, Telephone notification	Y	
8-5-111.5	Limited Exemption, Tank Removal From and Return to Service, Tank in compliance prior to notification	NY	
8-5-111.6	Limited Exemption, Tank Removal From and Return to Service, Floating roof tanks	NY	
8-5-111.7	Limited Exemption, Tank Removal From and Return to Service, Minimize emissions	Y	
8-5-112	Limited Exemption, <u>Preventative Maintenance and Inspection of</u> Tank Removal From and Return to Service, Notice of completion not required	NY	
8-5-112.1	Limited Exemption, <u>Preventative Maintenance and Inspection of</u> Tank Removal From and Return to Service, Satisfy requirements of 8-5-328	Y	
8-5-112.1.1	Limited Exemption, <u>Preventative Maintenance and Inspection of</u> Tanks in Operation	Y	
8-5-112.1.2	Limited Exemption, <u>Preventative Maintenance and Inspection of</u> Tanks in Operation, Notification	Y	
8-5-112.2	Limited Exemption, <u>Preventative Maintenance and Inspection of</u> Tanks in Operation, Tank in compliance at time of notification <u>Notification, 3 day prior notification</u>	NY	
8-5-112.3	Limited Exemption, <u>Preventative Maintenance and Inspection of</u> Tanks in Operation, No product movement, Minimize emissions <u>Notification, Telephone notification</u>	Y	
8-5-112.4	Limited Exemption, <u>Preventative Maintenance and Inspection of</u> Tanks in Operation, Not to exceed 7 days <u>Tank in compliance prior to start of work. Certified per 8-5-404</u>	NY	
	Limited Exemption, Tanks in Operation, No product movement, Minimize emissions	Y	
	Limited Exemption, Tanks in Operation, Not to exceed 7 days	Y	
8-5-112.5	<u>Limited Exemption, Preventative Maintenance and Inspection of Tanks in Operation; Self report if out of compliance during exemption period</u>	<u>N</u>	
8-5-112.6	<u>Limited Exemption, Preventative Maintenance and Inspection of Tanks in Operation; Keep records for each exemption</u>	<u>N</u>	
8-5-112.6.1	<u>Limited Exemption, Preventative Maintenance and Inspection of Tanks in Operation; Keep records for each exemption</u>	<u>N</u>	
8-5-112.6.2	<u>Limited Exemption, Preventative Maintenance and Inspection of Tanks in Operation; Keep records for each exemption</u>	<u>N</u>	
8-5-112.6.3	<u>Limited Exemption, Preventative Maintenance and Inspection of Tanks in Operation; Keep records for each exemption</u>	<u>N</u>	

**Table IV – ~~CK Cluster 26F-201A~~
Source-specific Applicable Requirements
S641 – Tank A-641**

Applicable Requirement	Regulation Title or Description of Requirement	Federally Enforceable (Y/N)	Future Effective Date
8-5-112.6.4	Limited Exemption, Preventative Maintenance and Inspection of Tanks in Operation; Keep records for each exemption	<u>N</u>	
8-5-117	Limited Exemption, Low Vapor Pressure	<u>N</u>	
8-5-119	Limited Exemption, Repair Period - Optional	<u>N</u>	
8-5-119.1	Limited Exemption, Repair Period - Optional	<u>N</u>	
8-5-119.2	Limited Exemption, Repair Period - Optional	<u>N</u>	
8-5-119.3	Limited Exemption, Repair Period - Optional	<u>N</u>	
8-5-301	Storage Tank Control Requirements	N	
8-5-302	Requirements for Submerged Fill Pipes	Y	
8-5-304	Requirements for External Floating Roofs	N	
8-5-304.1	Requirements for External Floating Roofs; Tank fittings	<u>Y</u>	
8-5-304.2	Requirements for External Floating Roofs; Primary seal (8-5-321)	<u>Y</u>	
8-5-304.3	Requirements for External Floating Roofs; Secondary seal (8-5-322)	<u>Y</u>	
8-5-304.4	Requirements for External Floating Roofs; Floating roof	<u>N</u>	
8-5-304.5	Requirements for External Floating Roofs; Tank shell	<u>N</u>	
8-5-304.6	Requirements for External Floating Roofs; Pontoons – no leaks	<u>N</u>	
8-5-304.6.1	Requirements for External Floating Roofs; Pontoons – make gas tight if leaking	<u>N</u>	
8-5-304.6.2	Requirements for External Floating Roofs; Pontoons-repair all leaks at next removal from service	<u>N</u>	
8-5-320	Tank Fitting Requirements	N	
8-5-320.2	Floating Roof Tank Fitting Requirements; Projection below liquid surface	<u>N</u>	
8-5-320.3	Floating Roof Tank Fitting Requirements; Gasketed covers, seals, lids	<u>N</u>	
8-5-320.3.1	Floating Roof Tank Fitting Requirements; Gasketed covers, seals, lids - Gap requirements	<u>Y</u>	
8-5-320.5	Floating Roof Tank Fitting Requirements; Slotted sampling or gauging wells	<u>N</u>	
8-5-320.5.1	Floating Roof Tank Fitting Requirements; Slotted sampling or gauging wells -projection below liquid surface	<u>Y</u>	
8-5-320.5.2	Floating Roof Tank Fitting Requirements; Slotted sampling or gauging wells -cover, gasket, pole sleeve, pole wiper for EFR wells	<u>N</u>	
8-5-320.5.3	Floating Roof Tank Fitting Requirements; Slotted sampling or gauging wells-total secondary seal gap must include well gap	<u>Y</u>	
8-5-321	Primary Seal Requirements	N	

**Table IV – ~~CK Cluster 26F-201A~~
Source-specific Applicable Requirements
S641 – Tank A-641**

Applicable Requirement	Regulation Title or Description of Requirement	Federally Enforceable (Y/N)	Future Effective Date
8-5-321.1	Primary Seal Requirements; No holes, tears, other openings	<u>Y</u>	
8-5-321.2	Primary Seal Requirements; The seal shall be metallic shoe or liquid mounted except as provided in 8-5-305.1.3	<u>Y</u>	
8-5-321.3	Primary Seal Requirements; Metallic-shoe-type seal requirements	<u>N</u>	
8-5-321.3.1	Primary Seal Requirements; Metallic-shoe-type seal requirements--geometry of shoe	<u>Y</u>	
8-5-321.3.2	Primary Seal Requirements; Metallic-shoe-type seal requirements--welded tanks	<u>Y</u>	
8-5-322	Secondary Seal Requirements	NY	
8-5-322.1	Secondary Seal Requirements; No holes, tears, other openings	<u>Y</u>	
8-5-322.2	Secondary Seal Requirements; Insertion of probes	<u>Y</u>	
8-5-322.5	Secondary Seal Requirements; Gap requirements for welded external floating roof tanks with seals installed after 9/4/1985	<u>Y</u>	
8-5-322.6	Secondary Seal Requirements; Extent of seal	<u>Y</u>	
8-5-328	Tank Degassing Requirements	NY	
8-5-328.1	Tank Degassing Requirements; Tanks > 75 cubic meters	<u>N</u>	
8-5-328.2	Tank Degassing Requirements; Ozone Excess Day Prohibition	<u>Y</u>	
8-5-328.3	Tank Degassing Requirements; BAAQMD notification required	<u>N</u>	
8-5-331	Tank Cleaning Requirements	<u>N</u>	
8-5-331.1	Tank Cleaning Requirements; Cleaning material properties	<u>N</u>	
8-5-331.2	Tank Cleaning Requirements; Steam cleaning prohibition	<u>N</u>	
8-5-331.3	Tank Cleaning Requirements; Steam cleaning exceptions	<u>N</u>	
8-5-401	Inspection Requirements for External Floating Roof	NY	
8-5-401.1	Inspection Requirements for External Floating Roof Tanks; Primary and Secondary Seal Inspections	<u>N</u>	
8-5-401.2	Inspection Requirements for External Floating Roof Tanks; Tank Fittings Inspections	<u>N</u>	
8-5-403	Inspection Requirements for Pressure Vacuum Valves	Y	
8-5-404	Inspection, Abatement Efficiency Determination, and Source Test Reports Certification	NY	
8-5-405	Information Required	Y	
8-5-501	Records	Y	
8-5-501.1	Records; Type and amounts of liquid, type of blanket gas, TVP - Retain 24 months	<u>Y</u>	
8-5-501.2	Records; Internal and External Floating Roof Tanks, Seal Replacement Records - Retain 10 years	<u>Y</u>	
8-5-501.3	Records; Retention	<u>N</u>	
8-5-502	Tank Degassing Annual Source Test Requirement	Y	
8-5-503	Portable Hydrocarbon Detector	Y	

**Table IV – ~~CK Cluster 26F-201A~~
Source-specific Applicable Requirements
S641 – Tank A-641**

Applicable Requirement	Regulation Title or Description of Requirement	Federally Enforceable (Y/N)	Future Effective Date
8-5-602	Analysis of Samples, True Vapor Pressure	<u>Y</u>	
8-5-604	Determination of Applicability Based on True Vapor Pressure	<u>Y</u>	
8-5-605	Measurement of Leak Concentration and Residual Concentrations	<u>N</u>	
8-5-605.1	Measurement of Leak Concentration and Residual Concentrations; EPA Method 21 Instrument	<u>N</u>	
8-5-605.2	Measurement of Leak Concentration and Residual Concentrations; Test Methods	<u>N</u>	
8-5-606	Analysis of Samples, Tank Cleaning Agents	<u>N</u>	
8-5-606.1	Analysis of Samples, Tank Cleaning Agents; IBP	<u>N</u>	
8-5-606.2	Analysis of Samples, Tank Cleaning Agents; TVP	<u>N</u>	
8-5-606.3	Analysis of Samples, Tank Cleaning Agents; VOC	<u>N</u>	
<u>SIP Regulation 8 Rule 5</u>	<u>Organic Compounds - Storage of Organic Liquids (06/05/2003)</u>	-	
8-5-111	Limited Exemption, Tank Removal From and Return to Service	<u>Y</u>	
8-5-111.2	Limited Exemption, Tank Removal From and Return to Service, Tank in compliance prior to notification	<u>Y</u>	
8-5-111.5	Limited Exemption, Tank Removal From and Return to Service, Minimize emissions	<u>Y</u>	
8-5-111.6	Limited Exemption, Tank Removal From and Return to Service, Notice of completion not required	<u>Y</u>	
8-5-111.7	Limited Exemption, Tank Removal From and Return to Service, Satisfy requirements of 8-5-328	<u>Y</u>	
8-5-112	Limited Exemption, Tanks in Operation	<u>Y</u>	
8-5-112.2	Limited Exemption, Tanks in Operation, Tank in compliance prior to start of work. Certified per 8-5-404	<u>Y</u>	
8-5-112.4	Limited Exemption, Tanks in Operation, Not to exceed 7 days	<u>Y</u>	
8-5-117	Exemption, Low Vapor Pressure	<u>Y</u>	
8-5-301	Storage Tank Control Requirements	<u>Y</u>	
8-5-304	Requirements for External Floating Roofs; Floating roof requirements	<u>Y</u>	
8-5-304.4	Requirements for External Floating Roofs; Floating roof requirements	<u>Y</u>	
8-5-320	Tank Fitting Requirements	<u>Y</u>	
8-5-320.2	Tank Fitting Requirements – Floating roof tanks, Gasketed covers, seals, lids – Projection below surface except p/v valves and vacuum breaker vents	<u>Y</u>	
8-5-320.3	Tank Fitting Requirements; Gasketed covers, seals, lids	<u>Y</u>	

**Table IV – ~~CK Cluster 26F-201A~~
Source-specific Applicable Requirements
S641 – Tank A-641**

Applicable Requirement	Regulation Title or Description of Requirement	Federally Enforceable (Y/N)	Future Effective Date
8-5-320.5	Tank Fitting Requirements: Slotted sampling or gauging wells	Y	
8-5-320.5.2	Tank Fitting Requirements: Slotted sampling or gauging wells - cover, gasket, pole sleeve, pole wiper for EFR wells	Y	
8-5-321	Primary Seal Requirements	Y	
8-5-321.3	Primary Seal Requirements: Metallic-shoe-type seal requirements	Y	
8-5-322	Secondary Seal Requirements	Y	
8-5-328	Tank degassing requirements	Y	
8-5-328.1	Tank degassing requirements: Tanks > 75 cubic meters	Y	
8-5-328.1.2	Tank degassing requirements: Concentration of <10,000 ppm as methane after degassing	Y	
8-5-401	Inspection Requirements for External Floating Roof Tanks		
8-5-401.1	Inspection Requirements for External Floating Roof Tanks: Primary and Secondary Seal Inspections	Y	
8-5-401.2	Inspection Requirements for External Floating Roof Tanks: Tank Fittings Inspections	Y	
8-5-404	Certification	Y	
8-5-405	Report	Y	
8-5-405.1	Information required	Y	
8-5-405.2	Information required	Y	
8-5-405.3	Information required	Y	
8-5-501	Records	Y	
8-5-503	Portable Hydrocarbon Detector	Y	
40 CFR 63 Subpart G	NESHAPS for Source Categories: SOCM I HON G Requirements for tanks subject to 40 CFR 63 Subpart CC		
63.119	Storage Vessel Provisions--Reference Control Technology	Y	
63.119(a)	Storage Vessel Provisions -- Reference Control Technology	Y	
63.119(a)(1)	Storage Vessel Provisions -- Reference Control Technology-- Group 1, TVP < 76.6 kPa (11psi)	Y	
63.119(c)	Storage Vessel Provisions . Reference Control Technology-- External floating roof	Y	
63.119(c)(1)	Storage Vessel Provisions . Reference Control Technology-- External floating roof seals	Y	
63.119(c)(1)(i)	Storage Vessel Provisions . Reference Control Technology-- External floating roof double seals required	Y	
63.119(c)(1)(ii)	Storage Vessel Provisions . Reference Control Technology-- External floating roof primary seal requirements	Y	

**Table IV – ~~CK Cluster 26F-201A~~
 Source-specific Applicable Requirements
 S641 – Tank A-641**

Applicable Requirement	Regulation Title or Description of Requirement	Federally Enforceable (Y/N)	Future Effective Date
63.119(c)(1)(iii)	Storage Vessel Provisions . Reference Control Technology-- External floating roof primary and secondary seal requirements	Y -	
63.119(c)(3)	Storage Vessel Provisions . Reference Control Technology-- External floating roof – roof must rest on liquid	Y -	
63.119(c)(3)(i)	Storage Vessel Provisions . Reference Control Technology-- External floating roof exception	Y -	
63.119(c)(3)(ii)	Storage Vessel Provisions . Reference Control Technology-- External floating roof exception	Y -	
63.119(c)(3)(iii)	Storage Vessel Provisions . Reference Control Technology-- External floating roof exception	Y -	
63.119(c)(4)	Storage Vessel Provisions . Reference Control Technology-- External Floating Roof Operations, when not floating	Y -	
63.120	Storage Vessel Provisions - Procedures To Determine Compliance.	Y -	
63.120(b)	Storage Vessel Provisions . Procedures to Determine Compliance--Compliance Demonstration--External floating roof	Y -	
63.120(b)(1)	Storage Vessel Provisions . Procedures to Determine Compliance--External FR seal gap measurement	Y -	
63.120(b)(1)(i)	Storage Vessel Provisions . Procedures to Determine Compliance--External FR with double seals primary seal gap measurement	Y -	
63.120(b)(1)(ii)	Storage Vessel Provisions . Procedures to Determine Compliance--External FR with double seals secondary seal gap	Y -	
63.120(b)(1)(iii)	Storage Vessel Provisions . Procedures to Determine Compliance--External FR seal inspections prior to tank refill after service	Y -	
63.120(b)(1)(iv)	Storage Vessel Provisions . Procedures to Determine Compliance--External FR and seal gap determination methods	Y -	
63.120(b)(2)	Storage Vessel Provisions . Procedures to Determine Compliance--External FR and seal gap determination methods	Y -	
63.120(b)(2)(i)	Storage Vessel Provisions . Procedures to Determine Compliance--External FR and seal gap determination methods	Y -	
63.120(b)(2)(ii)	Storage Vessel Provisions . Procedures to Determine Compliance--External FR with double seals secondary seal gap	Y -	
63.120(b)(2)(iii)	Storage Vessel Provisions . Procedures to Determine Compliance--External FR and seal gap determination methods	Y -	
63.120(b)(3)	Storage Vessel Provisions . Procedures to Determine Compliance--External FR primary seal gap calculation method	Y -	

**Table IV – ~~CK Cluster 26F-201A~~
Source-specific Applicable Requirements
S641 – Tank A-641**

Applicable Requirement	Regulation Title or Description of Requirement	Federally Enforceable (Y/N)	Future Effective Date
63.120(b)(4)	Storage Vessel Provisions . Procedures to Determine Compliance--External FR secondary seal gap calculation method	Y -	
63.120(b)(5)	Storage Vessel Provisions . Procedures to Determine Compliance--External FR primary seal requirements	Y -	
63.120(b)(5)(i)	Storage Vessel Provisions . Procedures to Determine Compliance--External FR primary seal requirements metallic shoe	Y -	
63.120(b)(5)(ii)	Storage Vessel Provisions . Procedures to Determine Compliance--External FR primary seal, no holes	Y -	
63.120(b)(6)	Storage Vessel Provisions . Procedures to Determine Compliance--External FR secondary seal requirements	Y -	
63.120(b)(6)(i)	Storage Vessel Provisions . Procedures to Determine Compliance--External FR secondary seal location	Y -	
63.120(b)(6)(ii)	Storage Vessel Provisions . Procedures to Determine Compliance--External FR secondary seal, no holes	Y -	
63.120(b)(7)	Storage Vessel Provisions . Procedures to Determine Compliance--External FR unsafe to perform seal measurements	Y -	
63.120(b)(7)(i)	Storage Vessel Provisions . Procedures to Determine Compliance--External FR unsafe to perform seal measurements	Y -	
63.120(b)(7)(ii)	Storage Vessel Provisions . Procedures to Determine Compliance--External FR unsafe to perform seal measurements	Y -	
63.120(b)(8)	Storage Vessel Provisions -- Procedures to Determine Compliance External FR Repairs	Y -	
63.120(b)(9)	Storage Vessel Provisions -- Procedures to Determine Compliance External FR seal gap measurement 30 day notification	Y -	
63.120(b)(10)	Storage Vessel Provisions . Procedures to Determine Compliance--External FR and seals visual inspection each time emptied	Y -	
63.120(b)(10)(i)	Storage Vessel Provisions . Procedures to Determine Compliance--External FR and seal repairs [does not apply to gaskets slotted membranes, or sleeve seals for Group 1 Refinery MACT per 40 CFR 63.646(e)]	Y -	
63.120(b)(10)(ii)	Storage Vessel Provisions . Procedures to Determine Compliance--External FR and seal inspections 30 day notification	Y -	
63.120(b)(10)(iii)	Storage Vessel Provisions . Procedures to Determine Compliance--External FR and seal inspections -Notification for unplanned	Y -	
63.123	Storage Vessel Provisions--Recordkeeping.	Y	

**Table IV – ~~CK Cluster 26F-201A~~
Source-specific Applicable Requirements
S641 – Tank A-641**

Applicable Requirement	Regulation Title or Description of Requirement	Federally Enforceable (Y/N)	Future Effective Date
63.123(a)	Storage Vessel Provisions . Recordkeeping--Group 1 and Group 2	<u>Y</u> -	
63.123(d)	Storage Vessel Provisions . Recordkeeping--Group 1 External floating Roof	<u>Y</u>	
63.123(g)	Storage Vessel Provisions -- Recordkeeping, Extensions	<u>Y</u>	
40 CFR 63 Subpart CC Refinery MACT	NESHAP for Source Categories - Petroleum Refineries (MACT) (06/03/2003) REQUIREMENTS FOR MACT Group 1 EXTERNAL FLOATING ROOF TANKS	Y	
63.640	Applicability	<u>Y</u>	
63.640(c)(2)	Applicability and Designation of Storage Vessels	<u>Y</u>	
63.641	Definitions:	<u>Y</u>	
63.646	Storage Vessel Provisions	<u>Y</u>	
63.646(a)	Storage Vessel Provisions--Group 1, Comply with Subpart G 63.119 through 63.121.	<u>Y</u>	
63.646(b)(1)	Storage Vessel Provisions--Determine stored liquid % OHAP for group determination	<u>Y</u>	
63.646(b)(2)	Storage Vessel Provisions--Determine stored liquid % OHAP- method 18 to resolve disputes	<u>Y</u>	
63.646(c)	Storage Vessel Provisions--40 CFR 63 exclusions for storage vessels – 63.119(b)(5); (b)(6); (c)(2); and (d)(2) are not applicable	<u>Y</u>	
63.646(d)	Storage Vessel Provisions—How to handle references in 40 CFR 63 Subpart G for storage vessels	<u>Y</u>	
63.646(e)	Storage Vessel Provisions--Compliance with inspection requirements of 63.120 of Subpart G for gaskets, slotted membranes, and sleeve seals		
63.646(f)	Storage Vessel Provisions--Group 1 floating roof requirements		
63.646(f)(1)	Storage Vessel Provisions--Group 1 floating roof requirements-- Cover or lid		
63.646(f)(2)	Storage Vessel Provisions--Group 1 floating roof requirements-- Rim space		
63.646(f)(3)	Storage Vessel Provisions-Group 1 floating roof requirements-- Automatic bleeder vents		
63.646(g)	Storage Vessel Provisions—Failure to perform inspections and monitoring required by this section shall constitute a violation of the applicable standard of this subpart.		
63.646(h)	Storage Vessel Provisions—References in 63.119 through 63.121 to 63.122(g)(1), 63.151, and references to initial notification requirements do not apply		

**Table IV – ~~CK Cluster 26F-201A~~
Source-specific Applicable Requirements
S641 – Tank A-641**

Applicable Requirement	Regulation Title or Description of Requirement	Federally Enforceable (Y/N)	Future Effective Date
63.646(j)	Storage Vessel Provisions—References to the Notification of Compliance Status Report in 63.152(b) shall be replaced with 63.654(f).	Y	
63.646(k)	Storage Vessel Provisions—References to the Periodic Reports in 63.152(c) shall be replaced with 63.654(g).	Y	
63.646(l)	Storage Vessel Provisions--State or local permitting agency notification requirements	Y	
63.654	Reporting and Recordkeeping Requirements	Y	
63.654(f)	Reporting and Recordkeeping Requirements--Notice of compliance status report requirements	Y	
63.654(f)(1)(i)(A)	Reporting and Recordkeeping Requirements--Notice of compliance status report requirements--Reporting--storage vessels	Y	
63.654(f)(1)(i)(A)(1)	Reporting and Recordkeeping Requirements--Notice of compliance status report requirements--Reporting--storage vessels	Y	
63.654(g)(1)	Periodic Reporting and Recordkeeping Requirements--storage vessels	Y	
63.654(g)(3)	Periodic Reporting and Recordkeeping Requirements--storage vessels with external floating roofs	Y	
63.654(g)(3)(i)	Periodic Reporting and Recordkeeping Requirements--storage vessels with external floating roofs	Y	
63.654(g)(3)(i)(A)	Periodic Reporting and Recordkeeping Requirements--storage vessels with external floating roofs	Y	
63.654(g)(3)(i)(B)	Periodic Reporting and Recordkeeping Requirements--storage vessels with external floating roofs	Y	
63.654(g)(3)(i)(C)	Periodic Reporting and Recordkeeping Requirements--storage vessels with external floating roofs	Y	
63.654(g)(3)(i)(D)	Periodic Reporting and Recordkeeping Requirements--storage vessels with external floating roofs	Y	
63.654(g)(3)(ii)	Periodic Reporting and Recordkeeping Requirements--storage vessels with external floating roofs	Y	
63.654(g)(3)(iii)	Periodic Reporting and Recordkeeping Requirements--storage vessels with external floating roofs	Y	
63.654(g)(3)(iii)(B)	Periodic Reporting and Recordkeeping Requirements--storage vessels with external floating roofs	Y	
63.654(h)(2)	Reporting and Recordkeeping Requirements--Other reports--Storage vessel notification of inspections.	Y	

**Table IV – ~~CK Cluster 26F-201A~~
Source-specific Applicable Requirements
S641 – Tank A-641**

Applicable Requirement	Regulation Title or Description of Requirement	Federally Enforceable (Y/N)	Future Effective Date
63.654(h)(2)(i)	Reporting and Recordkeeping Requirements--Other reports--Storage vessel notification of inspections.	Y	
63.654(h)(2)(i)(A)	Reporting and Recordkeeping Requirements--Other reports--Storage vessel notification of inspections.	Y	
63.654(h)(2)(i)(B)	Reporting and Recordkeeping Requirements--Other reports--Storage vessel notification of inspections.	Y	
63.654(h)(2)(i)(C)	Reporting and Recordkeeping Requirements--Other reports--Storage vessel notification of inspections.	Y	
63.654(h)(2)(ii)	Reporting and Recordkeeping Requirements--Other reports--Storage vessel notification of external floating roof tank seal gap inspections.	Y	
63.654(h)(6)	Reporting and Recordkeeping Requirements--Other reports--Determination of Applicability	Y	
63.654(h)(6)(ii)	Reporting and Recordkeeping Requirements--Other reports--Determination of Applicability	Y	
63.654(i)(1)	Reporting and Recordkeeping Requirements--Recordkeeping for storage vessels	Y	
63.654(i)(1)(i)	Reporting and Recordkeeping Requirements--Recordkeeping for storage vessels	Y	
63.654(i)(1)(iv)	Reporting and Recordkeeping Requirements--Recordkeeping for Group 2 storage vessels	Y	
63.654(i)(4)	Reporting and Recordkeeping Requirements—Record retention	Y	
63.642(e)	General recordkeeping requirements: Time period for keeping records, unless specified otherwise.	63.642(e) & 63.654(i)(4) keep all other records 5 years, retrievable within 24 hr	Y
	General recordkeeping requirements: Keep all reports and notification for the specified period of time.	63.642(e) & 63.654(i)(4) required	Y
63.646(a)	The source only needs to comply with the provisions as they relate to existing external floating roof tanks.	Y	
	EFR Rim Seals: vapor-mounted primary seal: liquid-mounted primary seal: mechanical shoe primary seal:	63.646(a) 63.119(e)(1)(i) — (1)(iii) Not Allowed OK with rim-mounted secondary OK with rim-mounted secondary	Y
	Must vapor-mounted rim seals be continuous on EFRs?	63.646(a) 63.119(e)(1)(iii) YES	Y

**Table IV – ~~CK Cluster 26F-201A~~
 Source-specific Applicable Requirements
 S641 – Tank A-641**

Applicable Requirement	Regulation Title or Description of Requirement	Federally Enforceable (Y/N)	Future Effective Date
	Are EFR rim seals allowed to be pulled back or temporarily removed during inspection?	63.646(a) 63.119(e)(1)(iii) 63.120(b)(4) YES	Y
	EFRT operating requirements: When landing the floating roof on its support legs, is the tank to be emptied & either refilled or degassed AS SOON AS POSSIBLE?	63.646(a) 63.119(e)(3) & (e)(4) YES	Y
	Temporary exemption from operating requirements while the external floating roof is landed on its support legs? *	63.646(a) 63.119(e)(3) EXEMPT	Y
	EFRT Internal Inspections: up-close visual inspection of the floating roof, seals, & fittings:	63.646(a) & 63.120(b) each time the tank is emptied & degassed	Y
	EXTENSIONS OF TIME: If EFRT is unsafe to inspect & cannot be emptied within 45 days?	63.646(a) & 63.120(b) up to 2 extensions of 30 days each, if needed	Y
	Notification of Inspections: Are notifications of inspections to demonstrate initial compliance required; For EFR seal gap measurements:	63.646(a) 63.120(b)(1) & (9) Required- notifications & reports per Ongoing Reports	Y
	Seal Gap Measurements: FREQUENCY AFTER INITIAL COMPLIANCE, For the EFR Primary Seal:	63.646(a) 63.120(b)(1)(i) every 5 years	Y
	Seal Gap Measurements: For existing EFRTs in compliance by the compliance date:	63.646(a) 63.120(b)(1)(i) & (iii) measure gaps of both seals prior to the compliance date	Y
	Seal Gap Measurements: For new EFRTs:	63.646(a) 63.120(b)(1)(i) & (iii) measure gaps of both seals prior to initial fill	Y
	Seal Gap Measurements: For affected EFRTs with a mechanical shoe or liq mounted primary only rim seal, prior to installing a secondary seal; PRIOR TO COMPLIANCE: UPON COMPLIANCE:	63.646(a) 63.120(b)(1)(ii) annual primary seal gap measurements* 63.646(a) 63.120(b)(1)(ii) measure gaps of both seals within 90 days	Y

**Table IV – ~~CK Cluster 26F-201A~~
 Source-specific Applicable Requirements
 S641 – Tank A-641**

Applicable Requirement	Regulation Title or Description of Requirement	Federally Enforceable (Y/N)	Future Effective Date
	Seal Gap Measurements: FREQUENCY AFTER INITIAL COMPLIANCE, For the EFR Secondary Seal:	63.646(a) 63.120(b)(1)(iii) annually	Y
	Seal Gap Measurements: For EFRs returned to affected service after 1 yr or more of exempt service:	63.646(a) 63.120(b)(1)(iv) measure gaps of both seals within 90 days	Y
	MEASUREMENT COND'S: Are EFR seal gap measurements to be made with the roof floating?	63.646(a) 63.120(b)(2)(i) YES	Y
	DETERMINATION OF EFR RIM SEAL GAP AREAS: Presence of a gap determined by inserting a 1/8 in. probe?	63.646(a) 63.120(b)(2)(ii) YES	Y
	DETERMINATION OF EFR RIM SEAL GAP AREAS: Use probes of various widths to determine the gap area?	63.646(a) 63.120(b)(2)(iii) YES	Y
	DETERMINATION OF EFR RIM SEAL GAP AREAS: Sum the gap areas & divide by the diameter of the tank?	63.646(a) 63.120(b)(3) & (4) YES	Y
	EFR Primary Seal Gap Inspection Criteria: maximum area: maximum gap width:	63.646(a) 63.120(b)(3) 10 in² per foot of vessel diameter 1.5 in.	Y
	EFR Secondary Seal Gap Inspection Criteria: maximum area: maximum gap width:	63.646(a) 63.120(b)(4) 1 in² per foot of 0.5 in.	Y
	Is the metallic shoe of an EFR mechanical shoe seal required to have its bottom in the liquid and extend at least 24 in. above the liquid?	63.646(a) 63.120(b)(5)(i) YES	Y
	Shall there be no holes, tears, or openings in the EFR seals?	63.646(a) 63.120(b)(5)(ii) & (6)(ii) YES	Y

**Table IV – ~~CK Cluster 26F-201A~~
Source-specific Applicable Requirements
S641 – Tank A-641**

Applicable Requirement	Regulation Title or Description of Requirement	Federally Enforceable (Y/N)	Future Effective Date
	UNSAFE CONDITIONS: Delay of EFR seal-gap measurements allowed for unsafe conditions? If unable to make safe to measure, must the EFRT be emptied?	63.646(a) 63.120(b)(7)(i) up to 30 additional days 63.120(b)(7)(ii) YES, within 45 days of determining unsafe	Y
	EFRT REPAIRS: Time allowed for repair of defects found during in-service inspections of EFRs: If unable to repair, empty the EFRT & remove from service?	63.646(a) 63.120(b)(8) make repairs within 45 days 63.120(b)(8) YES, within 45 days	Y
	EXTENSIONS OF TIME: If EFRT defects cannot be repaired & the tank cannot be emptied within 45 days?	63.646(a) 63.120(b)(8) up to 2 extensions of 30 days each, if needed	Y
	Notification of Inspections: Are notifications of inspections to demonstrate initial compliance required. For EFR internal inspections:	63.646(a) 63.120(b)(10) internal inspection not required for initial compliance	Y
	EFRT REPAIRS: Repair of defects if the tank is empty?	63.646(a) 63.120(b)(10)(i) prior to refilling	Y
63.646(e)	EFR well covers to be gasketed?	63.646(e) not required at existing sources	Y
	EFR vents to be gasketed?	63.646(e) not required at existing sources	Y
	EFR deck openings other than for vents to project into liquid?	63.646(e) not required at existing sources	Y
	EFR access hatch & gauge float well covers to be bolted closed?	63.646(e) not required at existing sources	Y
	EFR emergency roof drains to have seals covering at least 90% of the opening?	63.646(e) not required at existing sources	Y
	EFR guidepole wells to have a deck cover gasket and a pole wiper?	63.646(e) not required at existing sources	Y
	EFRT unslotted guidepoles to have a gasketed cap at the top of the pole?	63.646(e) not required at existing sources	Y
	EFRT slotted guidepoles to have either an internal float or a pole sleeve?	63.646(e) not required at existing sources	Y

**Table IV – ~~CK Cluster 26F-201A~~
Source-specific Applicable Requirements
S641 – Tank A-641**

Applicable Requirement	Regulation Title or Description of Requirement	Federally Enforceable (Y/N)	Future Effective Date
63.646(e)	Exempts existing source from complying with inspection requirements for gaskets, slotted membranes and sleeve seals.	Y	
63.646(f)	Deck openings (wells) other than for vents, drains, or legs to have covers that are kept closed except for access?	63.646(f)(1) REQUIRED Y	
	EFR rim space vents to remain closed except when the pressure setting is exceeded?	63.646(f)(2) REQUIRED Y	
	EFR auto. Bleeder vent (vacuum breaker) to be closed except when the deck is landed?	63.646(f)(3) REQUIRED Y	
63.646(g)	This notes that the failure to perform inspections and required monitoring is a violation of the application standard.	Y	
63.646(t)	Notification of Inspections: Is the State or local authority allowed to waive the notification requirements?	63.646(t) 63.654(h)(2)(i)(C)&(ii) YES Y	
63.654(g), (h), and (i)	The source only needs to comply with provisions as they relate to existing floating roof tanks.	Y	
63.654(g)	Report of periodic inspections, etc. AFTER documenting initial compliance?	63.654(g) begin Sept 13, 1999 then semiannual Y	
	Periodic Reports: Report of EFR inspection failures to include:	63.654(g)(2)–(4) date of inspec, identification of tank, description of failure, & date of repair or emptying Y	
	Periodic Reports: EFR report to include a prior request for 30-day extension, w/ documentation of need?	63.654(g)(2)–(4) prior request is not required Y	
	Periodic Reports: Additional information to be included if an extension is utilized for an EFR:	63.654(g)(2)(i) 63.654(g)(3)(ii) document the reason for the extension Y	
	Periodic Reports: Report EFR seal gap inspections if there was no out of compliance?	63.654(g)(3)(i) Not required Y	

**Table IV – ~~CK Cluster 26F-201A~~
Source-specific Applicable Requirements
S641 – Tank A-641**

Applicable Requirement	Regulation Title or Description of Requirement	Federally Enforceable (Y/N)	Future Effective Date
	Periodic Reports: Report EFR seal gap inspections when there is out of compliance?	63.654(g)(3)(i) Required within 60 days after each semiannual period	Y
63.654(h)	Notification of Inspections: Is 30-day notice required for internal inspections of EFRs (i.e., prior to filling or refilling); but a 7-day verbal notice acceptable if the event is unplanned?	63.654(h)(2)(i) 63.646(a) 63.120(b)(10) REQUIRED	Y
	Notification of Inspections: Is 30-day notice required prior to EFR seal gap measurements?	63.654(h)(2)(ii) 63.646(a) 63.120(b)(9) REQUIRED	Y
	Report applicability for varying-use tanks?	63.654(h)(6)(ii) w/the initial NOC Status report	Y
	Other (initial) Reports: Report applicability for varying use tanks?	63.654(h)(6)(ii) required with the initial Notification of Compliance Status report	Y
63.654(i)	Applicability records: Time period for keeping records of applicability determination; unless specified otherwise.	63.654(i)(1) 63.123(a) Keep record readily accessible for the service life of the tank	Y
	Applicability records: Records of dimensions & capacity required for nonexempt tanks?	63.654(i)(1) 63.646(a)&63.119(a)(3) 63.123(a) Required Keep record readily accessible for service life of the tank *	Y
	Recordkeeping for inspections: Keep inspection reports as specified.	63.654(i)(1) 63.123(c)–(e) all inspections	Y
	Records of EFR inspection reports:	63.654(i)(1) 63.123(d) all inspections	Y
	Recordkeeping for delayed repairs: When utilizing a delay of repair provision, keep documentation of the reason for the delay.	63.654(i)(1) 63.123 (g) required	Y
	Applicability records: Additional recordkeeping requirements for certain tanks.	63.654(i)(1)(iv) determination of HAP content Keep record readily accessible for service life of the tank	Y

Table IV – ~~CK~~ Cluster 26F-201A
Source-specific Applicable Requirements
S641 – Tank A-641

Applicable Requirement	Regulation Title or Description of Requirement	Federally Enforceable (Y/N)	Future Effective Date
BAAQMD Condition # 8517	Permit Conditions		
Part 1	Design specifications (basis: Reg. 8-5, cumulative increase)	Y	
Part 2	Requirement to notify the District regarding tank seals (basis: Reg. 8-5, cumulative increase)	Y	
BAAQMD Condition # 19528			
Part 1	Throughput limit (basis: Regulation 2-1-234.3, Regulation 2-1-403 Regulation 2-6-503)	Y	

Table IV – ~~CL~~ Cluster 26F-201A
Source-specific Applicable Requirements
S33 – Tank A-033, S638 – Tank A-638, S639 – Tank A-639, S640 – Tank A-640,
S664 – Tank A-664, S692 – Tank A-692, ~~S708 – Tank A-708, , S710 – Tank A-710,~~
~~S711 – Tank A-711, S871 Tank A-871~~

Applicable Requirement	Regulation Title or Description of Requirement	Federally Enforceable (Y/N)	Future Effective Date
BAAQMD Reg 8 Rule 5	Organic Compounds – STORAGE OF ORGANIC LIQUIDS (10/18/2006) Requirements for External Floating Roof Tanks REQUIREMENTS (11/27/02)		
<u>8-5-100</u>	<u>General</u>	Y	
<u>8-5-101</u>	<u>Description</u>	Y	
8-5-111	Limited Exemption, Tank Removal From and Return to Service	NY	
8-5-111.1	Limited Exemption, Tank Removal From and Return to Service; Notice to the APCO	Y	
8-5-111.1.1	Limited Exemption, Tank Removal From and Return to Service; Notice to the APCO; 3 day prior notification	Y	
8-5-111.1.2	Limited Exemption, Tank Removal From and Return to Service; Notice to the APCO; Telephone notification	Y	
8-5-111.2	Limited Exemption, Tank Removal From and Return to Service; Compliance before notification	NY	
8-5-111.3	Limited Exemption, Tank Removal From and Return to Service; Floating roof tanks – continuous and quick filling, emptying and refilling	Y	

Table IV – ~~CL Cluster 26F-201A~~
Source-specific Applicable Requirements
S33 – Tank A-033, S638 – Tank A-638, S639 – Tank A-639, S640 – Tank A-640,
S664 – Tank A-664, S692 – Tank A-692, ~~S708 – Tank A-708,, S710 – Tank A-710,~~
~~S711 – Tank A-711, S871 Tank A-871~~

Applicable Requirement	Regulation Title or Description of Requirement	Federally Enforceable (Y/N)	Future Effective Date
8-5-111.5	Limited Exemption, Tank Removal From and Return to Service; Minimization of emissions	N Y	
8-5-111.6	Limited Exemption, Tank Removal From and Return to Service; Written notice of completion not required	N Y	
8-5-111.7	Limited Exemption, Tank Removal From and Return to Service; Compliance with Section 8-5-328	Y	
8-5-112	Limited Exemption, Preventative Maintenance and Inspection of Tanks in Operation	N Y	
8-5-112.1	Limited Exemption, Preventative Maintenance and Inspection of Tanks in Operation ; Notice to the APCO	Y	
8-5-112.1.1	Limited Exemption, Preventative Maintenance and Inspection of Tanks in Operation ; Notice to the APCO; 3 day prior notification	Y	
8-5-112.1.2	Limited Exemption, Preventative Maintenance and Inspection of Tanks in Operation ; Notice to the APCO; Telephone notification	Y	
8-5-112.2	Limited Exemption, Preventative Maintenance and Inspection of Tanks in Operation ; Tank in compliance at time o notification Compliance and certification before commencement of work	N Y	
8-5-112.3	Limited Exemption, Preventative Maintenance and Inspection of Tanks in Operation ; No product movement; minimization of emissions	Y	
8-5-112.4	Limited Exemption, Preventative Maintenance and Inspection of Tanks in Operation ; Exemption does not exceed 7 days	N Y	
8-5-112.5	Limited Exemption, Preventative Maintenance and Inspection of Tanks in Operation; Self report if out of compliance during exemption period	N	
8-5-112.6	Limited Exemption, Preventative Maintenance and Inspection of Tanks in Operation; Keep records for each exemption	N	
8-5-112.6.1	Limited Exemption, Preventative Maintenance and Inspection of Tanks in Operation; Keep records for each exemption	N	
8-5-112.6.2	Limited Exemption, Preventative Maintenance and Inspection of Tanks in Operation; Keep records for each exemption	N	
8-5-112.6.3	Limited Exemption, Preventative Maintenance and Inspection of Tanks in Operation; Keep records for each exemption	N	
8-5-112.6.4	Limited Exemption, Preventative Maintenance and Inspection of Tanks in Operation; Keep records for each exemption	N	
8-5-117	Limited Exemption, Low Vapor Pressure	N	
8-5-119	Limited Exemption, Repair Period - Optional	N	
8-5-119.1	Limited Exemption, Repair Period - Optional	N	

Table IV – ~~CL Cluster 26F-201A~~
Source-specific Applicable Requirements
S33 – Tank A-033, S638 – Tank A-638, S639 – Tank A-639, S640 – Tank A-640,
S664 – Tank A-664, S692 – Tank A-692, ~~S708 – Tank A-708,, S710 – Tank A-710,~~
~~S711 – Tank A-711, S871 Tank A-871~~

Applicable Requirement	Regulation Title or Description of Requirement	Federally Enforceable (Y/N)	Future Effective Date
8-5-119.2	Limited Exemption, Repair Period - Optional	<u>N</u>	
8-5-119.3	Limited Exemption, Repair Period - Optional	<u>N</u>	
8-5-301	Storage Tank Control Requirements	<u>N</u> ✘	
8-5-302	Requirements for Submerged Fill Pipes	✘	
8-5-304	Requirements for External Floating Roofs	<u>N</u> ✘	
8-5-304.1	Requirements for External Floating Roofs; Tank fittings	<u>Y</u>	
8-5-304.2	Requirements for External Floating Roofs; Primary seal (8-5-321)	<u>Y</u>	
8-5-304.3	Requirements for External Floating Roofs; Secondary seal (8-5-322)	<u>Y</u>	
8-5-304.4	Requirements for External Floating Roofs; Floating roof	<u>N</u>	
8-5-304.5	Requirements for External Floating Roofs; Tank shell	<u>N</u>	
8-5-304.6	Requirements for External Floating Roofs; Pontoons – no leaks	<u>N</u>	
8-5-304.6.1	Requirements for External Floating Roofs; Pontoons – make gas tight if leaking	<u>N</u>	
8-5-304.6.2	Requirements for External Floating Roofs; Pontoons-repair all leaks at next removal from service	<u>N</u>	
8-5-320	Tank Fitting Requirements	<u>N</u> ✘	
8-5-320.2	Floating Roof Tank Fitting Requirements; Projection below liquid surface	<u>N</u>	
8-5-320.3	Floating Roof Tank Fitting Requirements; Gasketed covers, seals, lids	<u>N</u>	
8-5-320.3.1	Floating Roof Tank Fitting Requirements; Gasketed covers, seals, lids - Gap requirements	<u>Y</u>	
8-5-320.5	Floating Roof Tank Fitting Requirements; Slotted sampling or gauging wells	<u>N</u>	
8-5-320.5.1	Floating Roof Tank Fitting Requirements; Slotted sampling or gauging wells -projection below liquid surface	<u>Y</u>	
8-5-320.5.2	Floating Roof Tank Fitting Requirements; Slotted sampling or gauging wells -cover, gasket, pole sleeve, pole wiper for EFR wells	<u>N</u>	
8-5-320.5.3	Floating Roof Tank Fitting Requirements; Slotted sampling or gauging wells-total secondary seal gap must include well gap	<u>Y</u>	
8-5-321	Primary Seal Requirements	<u>N</u> ✘	
8-5-321.1	Primary Seal Requirements; No holes, tears, other openings	<u>Y</u>	
8-5-321.2	Primary Seal Requirements; The seal shall be metallic shoe or liquid mounted except as provided in 8-5-305.1.3	<u>Y</u>	

**Table IV – ~~CL Cluster 26F-201A~~
Source-specific Applicable Requirements**

**S33 – Tank A-033, S638 – Tank A-638, S639 – Tank A-639, S640 – Tank A-640,
S664 – Tank A-664, S692 – Tank A-692, ~~S708 – Tank A-708,, S710 – Tank A-710,
S711 – Tank A-711, S871 Tank A-871~~**

Applicable Requirement	Regulation Title or Description of Requirement	Federally Enforceable (Y/N)	Future Effective Date
8-5-321.3	Primary Seal Requirements; Metallic-shoe-type seal requirements	<u>N</u>	
8-5-321.3.1	Primary Seal Requirements; Metallic-shoe-type seal requirements--geometry of shoe	<u>Y</u>	
8-5-321.3.2	Primary Seal Requirements; Metallic-shoe-type seal requirements--welded tanks	<u>Y</u>	
8-5-322	Secondary Seal Requirements	N Y	
8-5-322.1	Secondary Seal Requirements; No holes, tears, other openings	<u>Y</u>	
8-5-322.2	Secondary Seal Requirements; Insertion of probes	<u>Y</u>	
8-5-322.5	Secondary Seal Requirements; Gap requirements for welded external floating roof tanks with seals installed after 9/4/1985	<u>Y</u>	
8-5-322.6	Secondary Seal Requirements; Extent of seal	<u>Y</u>	
8-5-328	Tank Degassing Requirements	<u>N</u>	
8-5-328	Tank Degassing Requirements	N Y	
8-5-328.1	Tank Degassing Requirements; Tanks > 75 cubic meters	<u>N</u>	
8-5-328.2	Tank Degassing Requirements; Ozone Excess Day Prohibition	<u>Y</u>	
8-5-328.3	Tank Degassing Requirements; BAAQMD notification required	<u>N</u>	
8-5-331	Tank Cleaning Requirements	<u>N</u>	
8-5-331.1	Tank Cleaning Requirements; Cleaning material properties	<u>N</u>	
8-5-331.2	Tank Cleaning Requirements; Steam cleaning prohibition	<u>N</u>	
8-5-331.3	Tank Cleaning Requirements; Steam cleaning exceptions	<u>N</u>	
8-5-401	Inspection Requirements for External Floating Roof	N Y	
8-5-401.1	Inspection Requirements for External Floating Roof Tanks; Primary and Secondary Seal Inspections	<u>N</u>	
8-5-401.2	Inspection Requirements for External Floating Roof Tanks; Tank Fittings Inspections	<u>N</u>	
8-5-403	Inspection Requirements for Pressure Vacuum Valves	Y	
8-5-404	Inspection, Abatement Efficiency Determination, and Source Test Reports Certification	N Y	
8-5-405	Information Required	Y	
8-5-501	Records	Y	
8-5-501.1	Records; Type and amounts of liquid, type of blanket gas, TVP - Retain 24 months	<u>Y</u>	
8-5-501.2	Records; Internal and External Floating Roof Tanks, Seal Replacement Records - Retain 10 years	<u>Y</u>	
8-5-501.3	Records; Retention	<u>N</u>	
8-5-502	Tank Degassing Annual Source Test Requirement	Y	

**Table IV – ~~CL Cluster 26F-201A~~
Source-specific Applicable Requirements**

**S33 – Tank A-033, S638 – Tank A-638, S639 – Tank A-639, S640 – Tank A-640,
S664 – Tank A-664, S692 – Tank A-692, ~~S708 – Tank A-708,, S710 – Tank A-710,
S711 – Tank A-711, S871 Tank A-871~~**

Applicable Requirement	Regulation Title or Description of Requirement	Federally Enforceable (Y/N)	Future Effective Date
8-5-503	Portable Hydrocarbon Detector	<u>Y</u>	
8-5-602	Analysis of Samples, True Vapor Pressure	<u>Y</u>	
8-5-604	Determination of Applicability Based on True Vapor Pressure	<u>Y</u>	
8-5-605	Measurement of Leak Concentration and Residual Concentrations	<u>N</u>	
8-5-605.1	Measurement of Leak Concentration and Residual Concentrations; EPA Method 21 Instrument	<u>N</u>	
8-5-605.2	Measurement of Leak Concentration and Residual Concentrations; Test Methods	<u>N</u>	
8-5-606	Analysis of Samples, Tank Cleaning Agents	<u>N</u>	
8-5-606.1	Analysis of Samples, Tank Cleaning Agents; IBP	<u>N</u>	
8-5-606.2	Analysis of Samples, Tank Cleaning Agents; TVP	<u>N</u>	
8-5-606.3	Analysis of Samples, Tank Cleaning Agents; VOC	<u>N</u>	
SIP Regulation 8 Rule 5	Organic Compounds - Storage of Organic Liquids (06/05/2003)	-	
8-5-111	Limited Exemption, Tank Removal From and Return to Service	<u>Y</u>	
8-5-111.2	Limited Exemption, Tank Removal From and Return to Service, Tank in compliance prior to notification	<u>Y</u>	
8-5-111.5	Limited Exemption, Tank Removal From and Return to Service, Minimize emissions	<u>Y</u>	
8-5-111.6	Limited Exemption, Tank Removal From and Return to Service, Notice of completion not required	<u>Y</u>	
8-5-111.7	Limited Exemption, Tank Removal From and Return to Service, Satisfy requirements of 8-5-328	<u>Y</u>	
8-5-112	Limited Exemption, Tanks in Operation	<u>Y</u>	
8-5-112.2	Limited Exemption, Tanks in Operation, Tank in compliance prior to start of work. Certified per 8-5-404	<u>Y</u>	
8-5-112.4	Limited Exemption, Tanks in Operation, Not to exceed 7 days	<u>Y</u>	
8-5-117	Exemption, Low Vapor Pressure	<u>Y</u>	
8-5-301	Storage Tank Control Requirements	<u>Y</u>	
8-5-304	Requirements for External Floating Roofs; Floating roof requirements	<u>Y</u>	
8-5-304.4	Requirements for External Floating Roofs; Floating roof requirements	<u>Y</u>	
8-5-320	Tank Fitting Requirements	<u>Y</u>	

Table IV – ~~CL Cluster 26F-201A~~
Source-specific Applicable Requirements
S33 – Tank A-033, S638 – Tank A-638, S639 – Tank A-639, S640 – Tank A-640,
S664 – Tank A-664, S692 – Tank A-692, ~~S708 – Tank A-708,, S710 – Tank A-710,~~
~~S711 – Tank A-711, S871 Tank A-871~~

Applicable Requirement	Regulation Title or Description of Requirement	Federally Enforceable (Y/N)	Future Effective Date
8-5-320.2	Tank Fitting Requirements – Floating roof tanks, Gasketed covers, seals, lids – Projection below surface except p/v valves and vacuum breaker vents	<u>Y</u>	
8-5-320.3	Tank Fitting Requirements; Gasketed covers, seals, lids	<u>Y</u>	
8-5-320.5	Tank Fitting Requirements; Slotted sampling or gauging wells	<u>Y</u>	
8-5-320.5.2	Tank Fitting Requirements; Slotted sampling or gauging wells - cover, gasket, pole sleeve, pole wiper for EFR wells	<u>Y</u>	
8-5-321	Primary Seal Requirements	<u>Y</u>	
8-5-321.3	Primary Seal Requirements; Metallic-shoe-type seal requirements	<u>Y</u>	
8-5-322	Secondary Seal Requirements	<u>Y</u>	
8-5-328	Tank degassing requirements	<u>Y</u>	
8-5-328.1	Tank degassing requirements; Tanks > 75 cubic meters	<u>Y</u>	
8-5-328.1.2	Tank degassing requirements; Concentration of <10,000 ppm as methane after degassing	<u>Y</u>	
8-5-401	Inspection Requirements for External Floating Roof Tanks		
8-5-401.1	Inspection Requirements for External Floating Roof Tanks; Primary and Secondary Seal Inspections	<u>Y</u>	
8-5-401.2	Inspection Requirements for External Floating Roof Tanks; Tank Fittings Inspections	<u>Y</u>	
8-5-404	Certification	<u>Y</u>	
8-5-405	Report	<u>Y</u>	
8-5-405.1	Information required	<u>Y</u>	
8-5-405.2	Information required	<u>Y</u>	
8-5-405.3	Information required	<u>Y</u>	
8-5-501	Records	<u>Y</u>	
8-5-503	Portable Hydrocarbon Detector	<u>Y</u>	
40 CFR 63 Subpart G	NESHAPS for Source Categories: SOCMIHON G Requirements for tanks subject to 40 CFR 63 Subpart CC		
63.119	Storage Vessel Provisions--Reference Control Technology	<u>Y</u>	
63.119(a)	Storage Vessel Provisions -- Reference Control Technology	<u>Y</u>	
63.119(a)(1)	Storage Vessel Provisions -- Reference Control Technology-- Group 1, TVP < 76.6 kPa (11psi)	<u>Y</u>	
63.119(c)	Storage Vessel Provisions . Reference Control Technology-- External floating roof	<u>Y</u>	

Table IV – ~~CL Cluster 26F-201A~~
Source-specific Applicable Requirements
S33 – Tank A-033, S638 – Tank A-638, S639 – Tank A-639, S640 – Tank A-640,
S664 – Tank A-664, S692 – Tank A-692, ~~S708 – Tank A-708,, S710 – Tank A-710,~~
~~S711 – Tank A-711, S871 Tank A-871~~

Applicable Requirement	Regulation Title or Description of Requirement	Federally Enforceable (Y/N)	Future Effective Date
63.119(c)(1)	Storage Vessel Provisions . Reference Control Technology-- External floating roof seals	<u>Y</u> -	
63.119(c)(1)(i)	Storage Vessel Provisions . Reference Control Technology-- External floating roof double seals required	<u>Y</u> -	
63.119(c)(1)(ii)	Storage Vessel Provisions . Reference Control Technology-- External floating roof primary seal requirements	<u>Y</u> -	
63.119(c)(1)(iii)	Storage Vessel Provisions . Reference Control Technology-- External floating roof primary and secondary seal requirements	<u>Y</u> -	
63.119(c)(3)	Storage Vessel Provisions . Reference Control Technology-- External floating roof – roof must rest on liquid	<u>Y</u> -	
63.119(c)(3)(i)	Storage Vessel Provisions . Reference Control Technology-- External floating roof exception	<u>Y</u> -	
63.119(c)(3)(ii)	Storage Vessel Provisions . Reference Control Technology-- External floating roof exception	<u>Y</u> -	
63.119(c)(3)(iii)	Storage Vessel Provisions . Reference Control Technology-- External floating roof exception	<u>Y</u> -	
63.119(c)(4)	Storage Vessel Provisions . Reference Control Technology-- External Floating Roof Operations, when not floating	<u>Y</u> -	
63.120	Storage Vessel Provisions - Procedures To Determine Compliance.	<u>Y</u> -	
63.120(b)	Storage Vessel Provisions . Procedures to Determine Compliance--Compliance Demonstration--External floating roof	<u>Y</u> -	
63.120(b)(1)	Storage Vessel Provisions . Procedures to Determine Compliance--External FR seal gap measurement	<u>Y</u> -	
63.120(b)(1)(i)	Storage Vessel Provisions . Procedures to Determine Compliance--External FR with double seals primary seal gap measurement	<u>Y</u> -	
63.120(b)(1)(ii)	Storage Vessel Provisions . Procedures to Determine Compliance--External FR with double seals secondary seal gap	<u>Y</u> -	
63.120(b)(1)(iii)	Storage Vessel Provisions . Procedures to Determine Compliance--External FR seal inspections prior to tank refill after service	<u>Y</u> -	
63.120(b)(1)(iv)	Storage Vessel Provisions . Procedures to Determine Compliance--External FR and seal gap determination methods	<u>Y</u> -	
63.120(b)(2)	Storage Vessel Provisions . Procedures to Determine Compliance--External FR and seal gap determination methods	<u>Y</u> -	

Table IV – ~~CL Cluster 26F-201A~~
Source-specific Applicable Requirements
S33 – Tank A-033, S638 – Tank A-638, S639 – Tank A-639, S640 – Tank A-640,
S664 – Tank A-664, S692 – Tank A-692, ~~S708 – Tank A-708,, S710 – Tank A-710,~~
~~S711 – Tank A-711, S871 Tank A-871~~

Applicable Requirement	Regulation Title or Description of Requirement	Federally Enforceable (Y/N)	Future Effective Date
63.120(b)(2)(i)	Storage Vessel Provisions . Procedures to Determine Compliance--External FR and seal gap determination methods	Y -	
63.120(b)(2)(ii)	Storage Vessel Provisions . Procedures to Determine Compliance--External FR with double seals secondary seal gap	Y -	
63.120(b)(2)(iii)	Storage Vessel Provisions . Procedures to Determine Compliance--External FR and seal gap determination methods	Y -	
63.120(b)(3)	Storage Vessel Provisions . Procedures to Determine Compliance--External FR primary seal gap calculation method	Y -	
63.120(b)(4)	Storage Vessel Provisions . Procedures to Determine Compliance--External FR secondary seal gap calculation method	Y -	
63.120(b)(5)	Storage Vessel Provisions . Procedures to Determine Compliance--External FR primary seal requirements	Y -	
63.120(b)(5)(i)	Storage Vessel Provisions . Procedures to Determine Compliance--External FR primary seal requirements metallic shoe	Y -	
63.120(b)(5)(ii)	Storage Vessel Provisions . Procedures to Determine Compliance--External FR primary seal, no holes	Y -	
63.120(b)(6)	Storage Vessel Provisions . Procedures to Determine Compliance--External FR secondary seal requirements	Y -	
63.120(b)(6)(i)	Storage Vessel Provisions . Procedures to Determine Compliance--External FR secondary seal location	Y -	
63.120(b)(6)(ii)	Storage Vessel Provisions . Procedures to Determine Compliance--External FR secondary seal, no holes	Y -	
63.120(b)(7)	Storage Vessel Provisions . Procedures to Determine Compliance--External FR unsafe to perform seal measurements	Y -	
63.120(b)(7)(i)	Storage Vessel Provisions . Procedures to Determine Compliance--External FR unsafe to perform seal measurements	Y -	
63.120(b)(7)(ii)	Storage Vessel Provisions . Procedures to Determine Compliance--External FR unsafe to perform seal measurements	Y -	
63.120(b)(8)	Storage Vessel Provisions -- Procedures to Determine Compliance External FR Repairs	Y -	
63.120(b)(9)	Storage Vessel Provisions -- Procedures to Determine Compliance External FR seal gap measurement 30 day notification	Y -	
63.120(b)(10)	Storage Vessel Provisions . Procedures to Determine Compliance--External FR and seals visual inspection each time emptied	Y -	

**Table IV – ~~CL Cluster 26F-201A~~
Source-specific Applicable Requirements
S33 – Tank A-033, S638 – Tank A-638, S639 – Tank A-639, S640 – Tank A-640,
S664 – Tank A-664, S692 – Tank A-692, ~~S708 – Tank A-708,, S710 – Tank A-710,
S711 – Tank A-711, S871 Tank A-871~~**

Applicable Requirement	Regulation Title or Description of Requirement	Federally Enforceable (Y/N)	Future Effective Date
63.120(b)(10)(i)	Storage Vessel Provisions . Procedures to Determine Compliance--External FR and seal repairs [does not apply to gaskets slotted membranes, or sleeve seals for Group 1 Refinery MACT per 40 CFR 63.646(e)]	<u>Y</u> -	
63.120(b)(10)(ii)	Storage Vessel Provisions . Procedures to Determine Compliance--External FR and seal inspections 30 day notification	<u>Y</u> -	
63.120(b)(10)(iii)	Storage Vessel Provisions . Procedures to Determine Compliance--External FR and seal inspections -Notification for unplanned	<u>Y</u> -	
63.123	Storage Vessel Provisions--Recordkeeping.	<u>Y</u>	
63.123(a)	Storage Vessel Provisions . Recordkeeping--Group 1 and Group 2	<u>Y</u> -	
63.123(d)	Storage Vessel Provisions . Recordkeeping--Group 1 External floating Roof	<u>Y</u>	
63.123(g)	Storage Vessel Provisions -- Recordkeeping, Extensions	<u>Y</u>	
40 CFR 63 Subpart CC Refinery MACT	NESHAP for Source Categories - Petroleum Refineries (MACT) (06/03/2003) REQUIREMENTS FOR MACT Group 1 EXTERNAL FLOATING ROOF TANKS	<u>Y</u>	
63.640	Applicability	<u>Y</u>	
63.640(c)(2)	Applicability and Designation of Storage Vessels	<u>Y</u>	
63.641	Definitions:	<u>Y</u>	
63.646	Storage Vessel Provisions	<u>Y</u>	
63.646(a)	Storage Vessel Provisions--Group 1, Comply with Subpart G 63.119 through 63.121.	<u>Y</u>	
63.646(b)(1)	Storage Vessel Provisions--Determine stored liquid % OHAP for group determination	<u>Y</u>	
63.646(b)(2)	Storage Vessel Provisions--Determine stored liquid % OHAP- method 18 to resolve disputes	<u>Y</u>	
63.646(c)	Storage Vessel Provisions--40 CFR 63 exclusions for storage vessels – 63.119(b)(5); (b)(6); (c)(2); and (d)(2) are not applicable	<u>Y</u>	
63.646(d)	Storage Vessel Provisions—How to handle references in 40 CFR 63 Subpart G for storage vessels	<u>Y</u>	
63.646(e)	Storage Vessel Provisions--Compliance with inspection requirements of 63.120 of Subpart G for gaskets, slotted membranes, and sleeve seals		
63.646(f)	Storage Vessel Provisions--Group 1 floating roof requirements		

Table IV – ~~CL Cluster 26F-201A~~
Source-specific Applicable Requirements
S33 – Tank A-033, S638 – Tank A-638, S639 – Tank A-639, S640 – Tank A-640,
S664 – Tank A-664, S692 – Tank A-692, ~~S708 – Tank A-708,, S710 – Tank A-710,~~
~~S711 – Tank A-711, S871 Tank A-871~~

Applicable Requirement	Regulation Title or Description of Requirement	Federally Enforceable (Y/N)	Future Effective Date
63.646(f)(1)	Storage Vessel Provisions--Group 1 floating roof requirements--Cover or lid		
63.646(f)(2)	Storage Vessel Provisions--Group 1 floating roof requirements--Rim space		
63.646(f)(3)	Storage Vessel Provisions-Group 1 floating roof requirements--Automatic bleeder vents		
63.646(g)	Storage Vessel Provisions—Failure to perform inspections and monitoring required by this section shall constitute a violation of the applicable standard of this subpart.		
63.646(h)	Storage Vessel Provisions—References in 63.119 through 63.121 to 63.122(g)(1), 63.151, and references to initial notification requirements do not apply		
63.646(j)	Storage Vessel Provisions—References to the Notification of Compliance Status Report in 63.152(b) shall be replaced with 63.654(f).	<u>Y</u>	
63.646(k)	Storage Vessel Provisions—References to the Periodic Reports in 63.152(c) shall be replaced with 63.654(g).	<u>Y</u>	
63.646(l)	Storage Vessel Provisions--State or local permitting agency notification requirements	<u>Y</u>	
63.654	Reporting and Recordkeeping Requirements	<u>Y</u>	
63.654(f)	Reporting and Recordkeeping Requirements--Notice of compliance status report requirements	<u>Y</u>	
63.654(f)(1)(i)(A)	Reporting and Recordkeeping Requirements--Notice of compliance status report requirements--Reporting--storage vessels	<u>Y</u>	
63.654(f)(1)(i)(A)	Reporting and Recordkeeping Requirements--Notice of compliance status report requirements--Reporting--storage vessels	<u>Y</u>	
63.654(g)(1)	Periodic Reporting and Recordkeeping Requirements--storage vessels	<u>Y</u>	
63.654(g)(3)	Periodic Reporting and Recordkeeping Requirements--storage vessels with external floating roofs	<u>Y</u>	
63.654(g)(3)(i)	Periodic Reporting and Recordkeeping Requirements--storage vessels with external floating roofs	<u>Y</u>	
63.654(g)(3)(i)(A)	Periodic Reporting and Recordkeeping Requirements--storage vessels with external floating roofs	<u>Y</u>	

Table IV – ~~CL Cluster 26F-201A~~
Source-specific Applicable Requirements
S33 – Tank A-033, S638 – Tank A-638, S639 – Tank A-639, S640 – Tank A-640,
S664 – Tank A-664, S692 – Tank A-692, ~~S708 – Tank A-708,, S710 – Tank A-710,~~
~~S711 – Tank A-711, S871 Tank A-871~~

Applicable Requirement	Regulation Title or Description of Requirement	Federally Enforceable (Y/N)	Future Effective Date
63.654(g)(3)(i)(B)	Periodic Reporting and Recordkeeping Requirements--storage vessels with external floating roofs	Y	
63.654(g)(3)(i)(C)	Periodic Reporting and Recordkeeping Requirements--storage vessels with external floating roofs	Y	
63.654(g)(3)(i)(D)	Periodic Reporting and Recordkeeping Requirements--storage vessels with external floating roofs	Y	
63.654(g)(3)(ii)	Periodic Reporting and Recordkeeping Requirements--storage vessels with external floating roofs	Y	
63.654(g)(3)(iii)	Periodic Reporting and Recordkeeping Requirements--storage vessels with external floating roofs	Y	
63.654(g)(3)(iii)(B)	Periodic Reporting and Recordkeeping Requirements--storage vessels with external floating roofs	Y	
63.654(h)(2)	Reporting and Recordkeeping Requirements--Other reports--Storage vessel notification of inspections.	Y	
63.654(h)(2)(i)	Reporting and Recordkeeping Requirements--Other reports--Storage vessel notification of inspections.	Y	
63.654(h)(2)(i)(A)	Reporting and Recordkeeping Requirements--Other reports--Storage vessel notification of inspections.	Y	
63.654(h)(2)(i)(B)	Reporting and Recordkeeping Requirements--Other reports--Storage vessel notification of inspections.	Y	
63.654(h)(2)(i)(C)	Reporting and Recordkeeping Requirements--Other reports--Storage vessel notification of inspections.	Y	
63.654(h)(2)(ii)	Reporting and Recordkeeping Requirements--Other reports--Storage vessel notification of external floating roof tank seal gap inspections.	Y	
63.654(h)(6)	Reporting and Recordkeeping Requirements--Other reports--Determination of Applicability	Y	
63.654(h)(6)(ii)	Reporting and Recordkeeping Requirements--Other reports--Determination of Applicability	Y	
63.654(i)(1)	Reporting and Recordkeeping Requirements--Recordkeeping for storage vessels	Y	
63.654(i)(1)(i)	Reporting and Recordkeeping Requirements--Recordkeeping for storage vessels	Y	
63.654(i)(1)(iv)	Reporting and Recordkeeping Requirements--Recordkeeping for Group 2 storage vessels	Y	
63.654(i)(4)	Reporting and Recordkeeping Requirements--Record retention	Y	

**Table IV – ~~CL Cluster 26F-201A~~
Source-specific Applicable Requirements**

**S33 – Tank A-033, S638 – Tank A-638, S639 – Tank A-639, S640 – Tank A-640,
S664 – Tank A-664, S692 – Tank A-692, ~~S708 – Tank A-708,, S710 – Tank A-710,
S711 – Tank A-711, S871 Tank A-871~~**

Applicable Requirement	Regulation Title or Description of Requirement		Federally Enforceable (Y/N)	Future Effective Date
63.642(e)	General recordkeeping requirements: Time period for keeping records, unless specified otherwise.	63.642(e) & 63.654(i)(4) keep all other records 5 years, retrievable within 24 hr	Y	
	General recordkeeping requirements: Keep all reports and notification for the specified period of time.	63.642(e) & 63.654(i)(4) required	Y	
63.646(a)	The source only needs to comply with the provisions as they relate to existing external floating roof tanks.		Y	
	EFR Rim Seals: vapor-mounted primary seal: liquid-mounted primary seal: mechanical shoe primary seal:	63.646(a) 63.119(e)(1)(i) – (1)(iii) Not Allowed OK with rim-mounted secondary OK with rim-mounted secondary	Y	
	Must vapor-mounted rim seals be continuous on EFRs?	63.646(a) 63.119(e)(1)(iii) YES	Y	
	Are EFR rim seals allowed to be pulled back or temporarily removed during inspection?	63.646(a) 63.119(e)(1)(iii) 63.120(b)(4) YES	Y	
	EFRT operating requirements: When landing the floating roof on its support legs, is the tank to be emptied & either refilled or degassed AS SOON AS POSSIBLE?	63.646(a) 63.119(e)(3) & (e)(4) YES	Y	
	Temporary exemption from operating requirements while the external floating roof is landed on its support legs? *	63.646(a) 63.119(e)(3) EXEMPT	Y	
	EFR Internal Inspections: up-close visual inspection of the floating roof, seals, & fittings:	63.646(a) & 63.120(b) each time the tank is emptied & degassed	Y	
	EXTENSIONS OF TIME: If EFRT is unsafe to inspect & cannot be emptied within 45 days?	63.646(a) & 63.120(b) up to 2 extensions of 30 days each, if needed	Y	

Table IV – ~~CL Cluster 26F-201A~~
Source-specific Applicable Requirements
S33 – Tank A-033, S638 – Tank A-638, S639 – Tank A-639, S640 – Tank A-640,
S664 – Tank A-664, S692 – Tank A-692, ~~S708 – Tank A-708,, S710 – Tank A-710,~~
~~S711 – Tank A-711, S871 Tank A-871~~

Applicable Requirement	Regulation Title or Description of Requirement	Federally Enforceable (Y/N)	Future Effective Date
	Notification of Inspections: Are notifications of inspections to demonstrate initial compliance required; For EFR seal gap measurements:	63.646(a) 63.120(b)(1) & (9) Required- notifications & reports per Ongoing Reports	Y
	Seal Gap Measurements: FREQUENCY AFTER INITIAL COMPLIANCE, For the EFR Primary Seal:	63.646(a) 63.120(b)(1)(i) every 5 years	Y
	Seal Gap Measurements: For existing EFRTs in compliance by the compliance date:	63.646(a) 63.120(b)(1)(i) & (iii) measure gaps of both seals prior to the compliance date	Y
	Seal Gap Measurements: For new EFRTs:	63.646(a) 63.120(b)(1)(i) & (iii) measure gaps of both seals prior to initial fill	Y
	Seal Gap Measurements: For affected EFRTs with a mechanical shoe or liq mounted primary only rim seal, prior to installing a secondary seal; PRIOR TO COMPLIANCE: UPON COMPLIANCE:	63.646(a) 63.120(b)(1)(ii) annual primary seal gap measurements * 63.646(a) 63.120(b)(1)(ii) measure gaps of both seals within 90 days	Y
	Seal Gap Measurements: FREQUENCY AFTER INITIAL COMPLIANCE, For the EFR Secondary Seal:	63.646(a) 63.120(b)(1)(iii) annually	Y
	Seal Gap Measurements: For EFRTs returned to affected service after 1 yr or more of exempt service:	63.646(a) 63.120(b)(1)(iv) measure gaps of both seals within 90 days	Y
	MEASUREMENT COND'S: Are EFR seal gap measurements to be made with the roof floating?	63.646(a) 63.120(b)(2)(i) YES	Y
	DETERMINATION OF EFR RIM SEAL GAP AREAS: Presence of a gap determined by inserting a 1/8 in. probe?	63.646(a) 63.120(b)(2)(ii) YES	Y
	DETERMINATION OF EFR RIM SEAL GAP AREAS: Use probes of various widths to determine the gap area?	63.646(a) 63.120(b)(2)(iii) YES	Y

Table IV – ~~CL~~ Cluster 26F-201A
Source-specific Applicable Requirements
S33 – Tank A-033, S638 – Tank A-638, S639 – Tank A-639, S640 – Tank A-640,
S664 – Tank A-664, S692 – Tank A-692, ~~S708 – Tank A-708,, S710 – Tank A-710,~~
~~S711 – Tank A-711, S871 Tank A-871~~

Applicable Requirement	Regulation Title or Description of Requirement	Federally Enforceable (Y/N)	Future Effective Date
	DETERMINATION OF EFR RIM SEAL GAP AREAS: Sum the gap areas & divide by the diameter of the tank?	63.646(a) 63.120(b)(3) & (4) YES	Y
	EFR Primary Seal Gap Inspection Criteria: maximum area: maximum gap width:	63.646(a) 63.120(b)(3) 10 in² per foot of vessel diameter 1.5 in.	Y
	EFR Secondary Seal Gap Inspection Criteria: maximum area: maximum gap width:	63.646(a) 63.120(b)(4) 1 in² per foot of 0.5 in.	Y
	Is the metallic shoe of an EFR mechanical shoe seal required to have its bottom in the liquid and extend at least 24 in. above the liquid?	63.646(a) 63.120(b)(5)(i) YES	Y
	Shall there be no holes, tears, or openings in the EFR seals?	63.646(a) 63.120(b)(5)(ii) & (6)(ii) YES	Y
	UNSAFE CONDITIONS: Delay of EFR seal gap measurements allowed for unsafe conditions? If unable to make safe to measure, must the EFRT be emptied?	63.646(a) 63.120(b)(7)(i) up to 30 additional days 63.120(b)(7)(ii) YES, within 45 days of determining unsafe	Y
	EFRT REPAIRS: Time allowed for repair of defects found during in-service inspections of EFRs: If unable to repair, empty the EFRT & remove from service?	63.646(a) 63.120(b)(8) make repairs within 45 days 63.120(b)(8) YES, within 45 days	Y
	EXTENSIONS OF TIME: If EFRT defects cannot be repaired & the tank cannot be emptied within 45 days?	63.646(a) 63.120(b)(8) up to 2 extensions of 30 days each, if needed	Y

Table IV – ~~CL~~ Cluster 26F-201A
Source-specific Applicable Requirements
S33 – Tank A-033, S638 – Tank A-638, S639 – Tank A-639, S640 – Tank A-640,
S664 – Tank A-664, S692 – Tank A-692, ~~S708 – Tank A-708,, S710 – Tank A-710,~~
~~S711 – Tank A-711, S871 Tank A-871~~

Applicable Requirement	Regulation Title or Description of Requirement	Federally Enforceable (Y/N)	Future Effective Date
	Notification of Inspections: Are notifications of inspections to demonstrate initial compliance required? For EFR internal inspections:	63.646(a) 63.120(b)(10) internal inspection not required for initial compliance	Y
	EFRT REPAIRS: Repair of defects if the tank is empty?	63.646(a) 63.120(b)(10)(i) prior to refilling	Y
63.646(e)	EFR well covers to be gasketed?	63.646(e) not required at existing sources	Y
	EFR vents to be gasketed?	63.646(e) not required at existing sources	Y
	EFR deck openings other than for vents to project into liquid?	63.646(e) not required at existing sources	Y
	EFR access hatch & gauge float well covers to be bolted closed?	63.646(e) not required at existing sources	Y
	EFR emergency roof drains to have seals covering at least 90% of the opening?	63.646(e) not required at existing sources	Y
	EFR guidepole wells to have a deck cover gasket and a pole wiper?	63.646(e) not required at existing sources	Y
	EFRT unslotted guidepoles to have a gasketed cap at the top of the pole?	63.646(e) not required at existing sources	Y
	EFRT slotted guidepoles to have either an internal float or a pole sleeve?	63.646(e) not required at existing sources	Y
63.646(e)	Exempts existing source from complying with inspection requirements for gaskets, slotted membranes and sleeve seals.		Y
63.646(f)	Deck openings (wells) other than for vents, drains, or legs to have covers that are kept closed except for access?	63.646(f)(1) REQUIRED	Y
	EFR rim space vents to remain closed except when the pressure setting is exceeded?	63.646(f)(2) REQUIRED	Y
	EFR auto. Bleeder vent (vacuum breaker) to be closed except when the deck is landed?	63.646(f)(3) REQUIRED	Y

Table IV – ~~CL-Cluster-26F-201A~~
Source-specific Applicable Requirements
S33 – Tank A-033, S638 – Tank A-638, S639 – Tank A-639, S640 – Tank A-640,
S664 – Tank A-664, S692 – Tank A-692, ~~S708 – Tank A-708,, S710 – Tank A-710,~~
~~S711 – Tank A-711, S871 Tank A-871~~

Applicable Requirement	Regulation Title or Description of Requirement	Federally Enforceable (Y/N)	Future Effective Date
63.646(g)	This notes that the failure to perform inspections and required monitoring is a violation of the application standard.	Y	
63.646(l)	Notification of Inspections: Is the State or local authority allowed to waive the notification requirements?	63.646(l) 63.654(h)(2)(i)(C)&(ii) YES Y	
63.654(g), (h), and (i)	The source only needs to comply with provisions as they relate to existing floating roof tanks.	Y	
63.654(g)	Report of periodic inspections, etc. AFTER documenting initial compliance?	63.654(g) begin Sept 13, 1999 then semiannual Y	
	Periodic Reports: Report of EFR inspection failures to include:	63.654(g)(2) – (4) date of inspec, identification of tank, description of failure, & date of repair or emptying Y	
	Periodic Reports: EFR report to include a prior request for 30-day extension, w/ documentation of need?	63.654(g)(2) – (4) prior request is not required Y	
	Periodic Reports: Additional information to be included if an extension is utilized for an EFR:	63.654(g)(2)(i) 63.654(g)(3)(ii) document the reason for the extension Y	
	Periodic Reports: Report EFR seal gap inspections if there was no out-of-compliance?	63.654(g)(3)(i) Not required Y	
	Periodic Reports: Report EFR seal gap inspections when there is out-of-compliance?	63.654(g)(3)(i) Required within 60 days after each semiannual period Y	
63.654(h)	Notification of Inspections: Is 30-day notice required for internal inspections of EFRTs (i.e., prior to filling or refilling); but a 7-day verbal notice acceptable if the event is unplanned?	63.654(h)(2)(i) 63.646(a) 63.120(b)(10) REQUIRED Y	

Table IV – ~~CL~~ Cluster 26F-201A
Source-specific Applicable Requirements
S33 – Tank A-033, S638 – Tank A-638, S639 – Tank A-639, S640 – Tank A-640,
S664 – Tank A-664, S692 – Tank A-692, ~~S708 – Tank A-708,~~, ~~S710 – Tank A-710,~~
~~S711 – Tank A-711, S871 Tank A-871~~

Applicable Requirement	Regulation Title or Description of Requirement	Federally Enforceable (Y/N)	Future Effective Date
	Notification of Inspections: Is 30-day notice required prior to EFR seal-gap measurements?	63.654(h)(2)(ii) 63.646(a) 63.120(b)(9) REQUIRED	Y
	Report applicability for varying-use tanks?	63.654(h)(6)(ii) w/the initial NOC Status report	Y
	Other (initial) Reports: Report applicability for varying-use tanks?	63.654(h)(6)(ii) required with the initial Notification of Compliance Status report	Y
63.654(i)	Applicability records: Time period for keeping records of applicability determination; unless specified otherwise.	63.654(i)(1) 63.123(a) Keep record readily accessible for the service life of the tank	Y
	Applicability records: Records of dimensions & capacity required for nonexempt tanks?	63.654(i)(1) 63.646(a)&63.119(a)(3) 63.123(a) Required Keep record readily accessible for service life of the tank*	Y
	Recordkeeping for inspections: Keep inspection reports as specified.	63.654(i)(1) 63.123(e) – (e) all inspections	Y
	Records of EFR inspection reports:	63.654(i)(1) 63.123(d) all inspections	Y
	Recordkeeping for delayed repairs: When utilizing a delay of repair provision, keep documentation of the reason for the delay.	63.654(i)(1) 63.123 (g) required	Y
	Applicability records: Additional recordkeeping requirements for certain tanks.	63.654(i)(1)(iv) determination of HAP content Keep record readily accessible for service life of the tank	Y
BAAQMD Condition # 8636	Permit Conditions S33, S638, S640, S692, S708, S710, S711		
Part 1	Design specifications (basis: Reg. 8-5, cumulative increase)	Y	
Part 2	Requirement to notify the District regarding tank seals (basis: Reg. 8-5, cumulative increase)	Y	

Table IV – ~~CL Cluster 26F-201A~~
Source-specific Applicable Requirements
S33 – Tank A-033, S638 – Tank A-638, S639 – Tank A-639, S640 – Tank A-640,
S664 – Tank A-664, S692 – Tank A-692, ~~S708 – Tank A-708, , S710 – Tank A-710,~~
~~S711 – Tank A-711, S871 Tank A-871~~

Applicable Requirement	Regulation Title or Description of Requirement	Federally Enforceable (Y/N)	Future Effective Date
BAAQMD Condition # 19528			
Part 1	Throughput limit (basis: Regulation 2-1-234.3, Regulation 2-1-403 Regulation 2-6-503)	N	
BAAQMD Condition # 21393	S871 Tank A-871 only		
Part 1	Throughput limit (basis: cumulative increase, toxic risk screen, BACT)	N	
Part 2	Materials to be stored (basis: Cumulative increase, toxic risk screen)	N	
Part 3	Startup conditions: report actual fugitive count (basis: cumulative increase, toxic risk screen, offsets)	N	
Part 4	Records and reporting (basis: cumulative increase, reg 1-441, Reg 8-5-501)	N	

Table IV – ~~CL Cluster 26 F-202~~
Source-specific Applicable Requirements
~~S33 – Tank A-033, S638 – Tank A-638, S639 – Tank A-639, S640 – Tank A-640,~~
~~S664 – Tank A-664, S692 – Tank A-692, S708 – Tank A-708, , S710 – Tank A-710,~~
~~S711 – Tank A-711, S871 Tank A-871~~

Applicable Requirement	Regulation Title or Description of Requirement	Federally Enforceable (Y/N)	Future Effective Date
BAAQMD Reg 8 Rule 5	Organic Compounds – STORAGE OF ORGANIC LIQUIDS REQUIREMENTS (41/27/0210/18/2006)		
8-5-111	Limited Exemption, Tank Removal From and Return to Service	Y	
8-5-111.1	Limited Exemption, Tank Removal From and Return to Service; Notice to the APCO	Y	
8-5-111.1.1	Limited Exemption, Tank Removal From and Return to Service; Notice to the APCO; 3 day prior notification	Y	
8-5-111.1.2	Limited Exemption, Tank Removal From and Return to Service; Notice to the APCO; Telephone notification	Y	
8-5-111.2	Limited Exemption, Tank Removal From and Return to Service; Compliance before notification	Y	
8-5-111.3	Limited Exemption, Tank Removal From and Return to Service; Floating roof tanks – continuous and quick filling, emptying and refilling	Y	

Table IV – ~~CL Cluster 26 F-202~~
Source-specific Applicable Requirements
~~S33 – Tank A-033, S638 – Tank A-638, S639 – Tank A-639, S640 – Tank A-640,~~
~~S664 – Tank A-664, S692 – Tank A-692, S708 – Tank A-708, , S710 – Tank A-710,~~
S711 – Tank A-711, S871 Tank A-871

Applicable Requirement	Regulation Title or Description of Requirement	Federally Enforceable (Y/N)	Future Effective Date
8-5-111.5	Limited Exemption, Tank Removal From and Return to Service; Minimization of emissions	Y	
8-5-111.6	Limited Exemption, Tank Removal From and Return to Service; Written notice of completion not required	Y	
8-5-111.7	Limited Exemption, Tank Removal From and Return to Service; Compliance with Section 8-5-328	Y	
8-5-112	Limited Exemption, Tanks in Operation	Y	
8-5-112.1	Limited Exemption, Tanks in Operation; Notice to the APCO	Y	
8-5-112.1.1	Limited Exemption, Tanks in Operation; Notice to the APCO; 3 day prior notification	Y	
8-5-112.1.2	Limited Exemption, Tanks in Operation; Notice to the APCO; Telephone notification	Y	
8-5-112.2	Limited Exemption, Tanks in Operation; Tank in compliance at time of notification Compliance and certification before commencement of work	Y	
8-5-112.3	Limited Exemption, Tanks in Operation; No product movement; minimization of emissions	Y	
8-5-112.4	Limited Exemption, Tanks in Operation; Exemption does not exceed 7 days	Y	
8-5-301	Storage Tank Control Requirements	Y	
8-5-302	Requirements for Submerged Fill Pipes	Y	
8-5-304	Requirements for External Floating Roofs	Y	
8-5-320	Tank Fitting Requirements	Y	
8-5-321	Primary Seal Requirements	Y	
8-5-322	Secondary Seal Requirements	Y	
8-5-328	Tank Degassing Requirements	Y	
8-5-401	Inspection Requirements for External Floating Roof	Y	
8-5-403	Inspection Requirements for Pressure Vacuum Valves	Y	
8-5-404	Certification	Y	
8-5-405	Information Required	Y	
8-5-501	Records	Y	
8-5-502	Tank Degassing Annual Source Test Requirement	Y	
8-5-503	Portable Hydrocarbon Detector	Y	
<i>Refinery MACT</i>	NESHAP for Petroleum Refineries REQUIREMENTS FOR EXTERNAL FLOATING ROOF TANKS	Y	

Table IV – ~~CL Cluster 26 F-202~~
Source-specific Applicable Requirements
~~S33 – Tank A-033, S638 – Tank A-638, S639 – Tank A-639, S640 – Tank A-640,~~
~~S664 – Tank A-664, S692 – Tank A-692, S708 – Tank A-708, , S710 – Tank A-710,~~
S711 – Tank A-711, ~~S871 Tank A-871~~

Applicable Requirement	Regulation Title or Description of Requirement	Federally Enforceable (Y/N)	Future Effective Date
63.642(e)	General recordkeeping requirements: Time period for keeping records, unless specified otherwise.	63.642(e) & 63.654(i)(4) keep all other records 5 years, retrievable within 24 hr	Y
	General recordkeeping requirements: Keep all reports and notification for the specified period of time.	63.642(e) & 63.654(i)(4) required	Y
63.646(a)	The source only needs to comply with the provisions as they relate to existing external floating roof tanks.	Y	
	EFR Rim Seals: vapor-mounted primary seal: liquid-mounted primary seal: mechanical-shoe primary seal:	63.646(a) 63.119(c)(1)(i) – (1)(iii) Not Allowed OK with rim-mounted secondary OK with rim-mounted secondary	Y
	Must vapor-mounted rim seals be continuous on EFRs?	63.646(a) 63.119(c)(1)(iii) YES	Y
	Are EFR rim seals allowed to be pulled back or temporarily removed during inspection?	63.646(a) 63.119(c)(1)(iii) 63.120(b)(4) YES	Y
	EFRT operating requirements: When landing the floating roof on its support legs, is the tank to be emptied & either refilled or degassed AS SOON AS POSSIBLE?	63.646(a) 63.119(c)(3) & (c)(4) YES	Y
	Temporary exemption from operating requirements while the external floating roof is landed on its support legs? *	63.646(a) 63.119(c)(3) EXEMPT	Y
	EFR Internal Inspections: up-close visual inspection of the floating roof, seals, & fittings:	63.646(a) & 63.120(b) each time the tank is emptied & degassed	Y
	EXTENSIONS OF TIME: If EFRT is unsafe to inspect & cannot be emptied within 45 days?	63.646(a) & 63.120(b) up to 2 extensions of 30 days each, if needed	Y
	Notification of Inspections: Are notifications of inspections to demonstrate initial compliance required, For EFR seal gap measurements:	63.646(a) 63.120(b)(1) & (9) Required-notifications&reports per Ongoing Reports	Y

Table IV – ~~CL Cluster 26 F-202~~
Source-specific Applicable Requirements
~~S33 – Tank A-033, S638 – Tank A-638, S639 – Tank A-639, S640 – Tank A-640,~~
~~S664 – Tank A-664, S692 – Tank A-692, S708 – Tank A-708, , S710 – Tank A-710,~~
S711 – Tank A-711, S871 Tank A-871

Applicable Requirement	Regulation Title or Description of Requirement	Federally Enforceable (Y/N)	Future Effective Date
	Seal Gap Measurements: FREQUENCY AFTER INITIAL COMPLIANCE, For the EFR Primary Seal:	63.646(a) 63.120(b)(1)(i) every 5 years	Y
	Seal Gap Measurements: For existing EFRTs in compliance by the compliance date:	63.646(a) 63.120(b)(1)(i) & (iii) measure gaps of both seals prior to the compliance date	Y
	Seal Gap Measurements: For new EFRTs:	63.646(a) 63.120(b)(1)(i) & (iii) measure gaps of both seals prior to initial fill	Y
	Seal Gap Measurements: For affected EFRTs with a mechanical-shoe or liq-mounted primary-only rim seal, prior to installing a secondary seal; PRIOR TO COMPLIANCE: UPON COMPLIANCE:	63.646(a) 63.120(b)(1)(ii) annual primary seal gap measurements * 63.646(a) 63.120(b)(1)(ii) measure gaps of both seals within 90 days	Y
	Seal Gap Measurements: FREQUENCY AFTER INITIAL COMPLIANCE, For the EFR Secondary Seal:	63.646(a) 63.120(b)(1)(iii) annually	Y
	Seal Gap Measurements: For EFRTs returned to affected service after 1 yr or more of exempt service:	63.646(a) 63.120(b)(1)(iv) measure gaps of both seals within 90 days	Y
	MEASUREMENT COND'S: Are EFR seal gap measurements to be made with the roof floating?	63.646(a) 63.120(b)(2)(i) YES	Y
	DETERMINATION OF EFR RIM-SEAL GAP AREAS: Presence of a gap determined by inserting a 1/8 in. probe?	63.646(a) 63.120(b)(2)(ii) YES	Y
	DETERMINATION OF EFR RIM-SEAL GAP AREAS: Use probes of various widths to determine the gap area?	63.646(a) 63.120(b)(2)(iii) YES	Y
	DETERMINATION OF EFR RIM-SEAL GAP AREAS: Sum the gap areas & divide by the diameter of the tank?	63.646(a) 63.120(b)(3) & (4) YES	Y

Table IV – ~~CL Cluster 26 F-202~~
Source-specific Applicable Requirements
~~S33 – Tank A-033, S638 – Tank A-638, S639 – Tank A-639, S640 – Tank A-640,~~
~~S664 – Tank A-664, S692 – Tank A-692, S708 – Tank A-708, , S710 – Tank A-710,~~
S711 – Tank A-711, S871 Tank A-871

Applicable Requirement	Regulation Title or Description of Requirement	Federally Enforceable (Y/N)	Future Effective Date
	EFR Primary Seal Gap Inspection Criteria: maximum area: maximum gap width:	63.646(a) 63.120(b)(3) 10 in2 per foot of vessel diameter 1.5 in.	 Y
	EFR Secondary Seal Gap Inspection Criteria: maximum area: maximum gap width:	63.646(a) 63.120(b)(4) 1 in2 per foot of 0.5 in.	 Y
	Is the metallic shoe of an EFR mechanical-shoe seal required to have its bottom in the liquid and extend at least 24 in. above the liquid?	63.646(a) 63.120(b)(5)(i) YES	 Y
	Shall there be no holes, tears, or openings in the EFR seals?	63.646(a) 63.120(b)(5)(ii) & (6)(ii) YES	 Y
	UNSAFE CONDITIONS: Delay of EFR seal gap measurements allowed for unsafe conditions? If unable to make safe to measure, must the EFRT be emptied?	63.646(a) 63.120(b)(7)(i) up to 30 additional days 63.120(b)(7)(ii) YES, within 45 days of determining unsafe	 Y
	EFRT REPAIRS: Time allowed for repair of defects found during in-service inspections of EFRs: If unable to repair, empty the EFRT & remove from service?	63.646(a) 63.120(b)(8) make repairs within 45 days 63.120(b)(8) YES, within 45 days	 Y
	EXTENSIONS OF TIME: If EFRT defects cannot be repaired & the tank cannot be emptied within 45 days?	63.646(a) 63.120(b)(8) up to 2 extensions of 30 days each, if needed	 Y
	Notification of Inspections: Are notifications of inspections to demonstrate initial compliance required, For EFR internal inspections:	63.646(a) 63.120(b)(10) internal inspection not required for initial compliance	 Y
	EFRT REPAIRS: Repair of defects if the tank is empty?	63.646(a) 63.120(b)(10)(i) prior to refilling	 Y

Table IV – ~~CL Cluster 26 F-202~~
Source-specific Applicable Requirements
~~S33 – Tank A-033, S638 – Tank A-638, S639 – Tank A-639, S640 – Tank A-640,~~
~~S664 – Tank A-664, S692 – Tank A-692, S708 – Tank A-708, , S710 – Tank A-710,~~
S711 – Tank A-711, S871 Tank A-871

Applicable Requirement	Regulation Title or Description of Requirement		Federally Enforceable (Y/N)	Future Effective Date
63.646(c)	EFR well covers to be gasketed?	63.646(c) not required at existing sources	Y	
	EFR vents to be gasketed?	63.646(c) not required at existing sources	Y	
	EFR deck openings other than for vents to project into liquid?	63.646(c) not required at existing sources	Y	
	EFR access hatch & gauge float well covers to be bolted closed?	63.646(c) not required at existing sources	Y	
	EFR emergency roof drains to have seals covering at least 90% of the opening?	63.646(c) not required at existing sources	Y	
	EFR guidepole wells to have a deck cover gasket and a pole wiper?	63.646(c) not required at existing sources	Y	
	EFRT unslotted guidepoles to have a gasketed cap at the top of the pole?	63.646(c) not required at existing sources	Y	
	EFRT slotted guidepoles to have either an internal float or a pole sleeve?	63.646(c) not required at existing sources	Y	
63.646(e)	Exempts existing source from complying with inspection requirements for gaskets, slotted membranes and sleeve seals.		Y	
63.646(f)	Deck openings (wells) other than for vents, drains, or legs to have covers that are kept closed except for access?	63.646(f)(1) REQUIRED	Y	
	EFR rim space vents to remain closed except when the pressure setting is exceeded?	63.646(f)(2) REQUIRED	Y	
	EFR auto. Bleeder vent (vacuum breaker) to be closed except when the deck is landed?	63.646(f)(3) REQUIRED	Y	
63.646(g)	This notes that the failure to perform inspections and required monitoring is a violation of the application standard.		Y	
63.646(l)	Notification of Inspections: Is the State or local authority allowed to waive the notification requirements?	63.646(l) 63.654(h)(2)(i)(C)&(ii) YES	Y	

Table IV – ~~CL Cluster 26 F-202~~
Source-specific Applicable Requirements
~~S33 – Tank A-033, S638 – Tank A-638, S639 – Tank A-639, S640 – Tank A-640,~~
~~S664 – Tank A-664, S692 – Tank A-692, S708 – Tank A-708, , S710 – Tank A-710,~~
S711 – Tank A-711, S871 Tank A-871

Applicable Requirement	Regulation Title or Description of Requirement	Federally Enforceable (Y/N)	Future Effective Date
63.654(g), (h), and (i)	The source only needs to comply with provisions as they relate to existing floating roof tanks.	Y	
63.654(g)	Report of periodic inspections, etc. AFTER documenting initial compliance?	Y	
	Periodic Reports: Report of EFR inspection failures to include:	Y	
	Periodic Reports: EFR report to include a prior request for 30-day extension, w/ documentation of need?	Y	
	Periodic Reports: Additional information to be included if an extension is utilized for an EFR:	Y	
	Periodic Reports: Report EFR seal gap inspections if there was no out-of-compliance?	Y	
	Periodic Reports: Report EFR seal gap inspections when there is out-of-compliance?	Y	
63.654(h)	Notification of Inspections: Is 30-day notice required for internal inspections of EFRTs (i.e., prior to filling or refilling); but a 7-day verbal notice acceptable if the event is unplanned?	Y	
	Notification of Inspections: Is 30-day notice required prior to EFR seal gap measurements?	Y	
	Report applicability for varying-use tanks?	Y	
	Other (initial) Reports: Report applicability for varying-use tanks?	Y	

Table IV – ~~CL Cluster 26 F-202~~
Source-specific Applicable Requirements
~~S33 – Tank A-033, S638 – Tank A-638, S639 – Tank A-639, S640 – Tank A-640,~~
~~S664 – Tank A-664, S692 – Tank A-692, S708 – Tank A-708, , S710 – Tank A-710,~~
S711 – Tank A-711, S871 Tank A-871

Applicable Requirement	Regulation Title or Description of Requirement	Federally Enforceable (Y/N)	Future Effective Date
63.654(i)	Applicability records: Time period for keeping records of applicability determination, unless specified otherwise.	63.654(i)(1) 63.123(a) Keep record readily accessible for the service life of the tank	Y
	Applicability records: Records of dimensions & capacity required for nonexempt tanks?	63.654(i)(1) 63.646(a)&63.119(a)(3) 63.123(a) Required Keep record readily accessible for service life of the tank *	Y
	Recordkeeping for inspections: Keep inspection reports as specified.	63.654(i)(1) 63.123(c) – (e) all inspections	Y
	Records of EFR inspection reports:	63.654(i)(1) 63.123(d) all inspections	Y
	Recordkeeping for delayed repairs: When utilizing a delay of repair provision, keep documentation of the reason for the delay.	63.654(i)(1) 63.123 (g) required	Y
	Applicability records: Additional recordkeeping requirements for certain tanks.	63.654(i)(1)(iv) determination of HAP content Keep record readily accessible for service life of the tank	Y
BAAQMD Condition # 8636	Permit Conditions S33, S638, S640, S692, S708, S710, S711		
Part 1	Design specifications (basis: Reg. 8-5, cumulative increase)	Y	
Part 2	Requirement to notify the District regarding tank seals (basis: Reg. 8-5, cumulative increase)	Y	
BAAQMD Condition # 19528			
Part 1	Throughput limit (basis: Regulation 2-1-234.3, Regulation 2-1-403 Regulation 2-6-503)	Y	
BAAQMD Condition # 21393	S871 Tank A-871 only		
Part 1	Throughput limit (basis: cumulative increase, toxic risk screen, BACT)	Y	
Part 2	Materials to be stored (basis: Cumulative increase, toxic risk screen)	Y	

**Table IV – ~~CL Cluster 26-F-202~~
Source-specific Applicable Requirements**

~~S33 – Tank A-033, S638 – Tank A-638, S639 – Tank A-639, S640 – Tank A-640,
S664 – Tank A-664, S692 – Tank A-692, S708 – Tank A-708, , S710 – Tank A-710,
S711 – Tank A-711, S871 Tank A-871~~

Applicable Requirement	Regulation Title or Description of Requirement	Federally Enforceable (Y/N)	Future Effective Date
Part 3	Startup conditions: report actual fugitive count (basis: cumulative increase, toxic risk screen, offsets)	Y	
Part 4	Records and reporting (basis: cumulative increase, reg 1-441, Reg 8-5-501)	Y	

**Table IV – ~~CL Cluster 26F-203B~~
Source-specific Applicable Requirements**

~~S33 – Tank A-033, S638 – Tank A-638, S639 – Tank A-639, S640 – Tank A-640,
S664 – Tank A-664, S692 – Tank A-692, S708 – Tank A-708, , S710 – Tank A-710,
S711 – Tank A-711, S871 Tank A-871~~

Applicable Requirement	Regulation Title or Description of Requirement	Federally Enforceable (Y/N)	Future Effective Date
BAAQMD Reg 8 Rule 5	Organic Compounds – STORAGE OF ORGANIC LIQUIDS REQUIREMENTS (11/27/02) <u>REQUIREMENTS FOR MACT GROUP 1 EXTERNAL FLOATING ROOF TANKS</u>		
8-5-100	General	Y	
8-5-101	Description	Y	
8-5-111	Limited Exemption, Tank Removal From and Return to Service	N	
8-5-111.1	Limited Exemption, Tank Removal From and Return to Service, Notification	Y	
8-5-111.1.1	Limited Exemption, Tank Removal From and Return to Service, Notification	Y	
8-5-111.1.2	Limited Exemption, Tank Removal From and Return to Service, Notification	Y	
8-5-111.2	Limited Exemption, Tank Removal From and Return to Service; Tank in compliance at time of notification	N	
8-5-111.3	Limited Exemption, Tank Removal From and Return to Service; Filling, emptying, refilling floating roof tanks	Y	
8-5-111.5	Limited Exemption, Tank Removal From and Return to Service; Minimize emissions and, if required, degas per 8-5-328	N	
8-5-111.6	Limited Exemption, Tank Removal From and Return to Service; Self report if out of compliance during exemption period	N	
8-5-112	Limited Exemption, Preventative Maintenance and Inspection of Tanks in Operation	N	

Table IV – ~~CL Cluster 26F-203B~~
Source-specific Applicable Requirements
~~S33 – Tank A-033, S638 – Tank A-638, S639 – Tank A-639, S640 – Tank A-640,~~
~~S664 – Tank A-664, S692 – Tank A-692, S708 – Tank A-708,, S710 – Tank A-710,~~
S711 – Tank A-711, S871 Tank A-871

Applicable Requirement	Regulation Title or Description of Requirement	Federally Enforceable (Y/N)	Future Effective Date
8-5-112.1	Limited Exemption, Preventative Maintenance and Inspection of Tanks in Operation; Notification	Y	
8-5-112.1.1	Limited Exemption, Preventative Maintenance and Inspection of Tanks in Operation; Notification	Y	
8-5-112.1.2	Limited Exemption, Preventative Maintenance and Inspection of Tanks in Operation; Notification	Y	
8-5-112.2	Limited Exemption, Preventative Maintenance and Inspection of Tanks in Operation; Tank in compliance at time of notification	N	
8-5-112.3	Limited Exemption, Preventative Maintenance and Inspection of Tanks in Operation; No product movement, Minimize emissions	Y	
8-5-112.4	Limited Exemption, Preventative Maintenance and Inspection of Tanks in Operation; Not to exceed 7 days	N	
8-5-112.5	Limited Exemption, Preventative Maintenance and Inspection of Tanks in Operation; Self report if out of compliance during exemption period	N	
8-5-112.6	Limited Exemption, Preventative Maintenance and Inspection of Tanks in Operation; Keep records for each exemption	N	
8-5-112.6.1	Limited Exemption, Preventative Maintenance and Inspection of Tanks in Operation; Keep records for each exemption	N	
8-5-112.6.2	Limited Exemption, Preventative Maintenance and Inspection of Tanks in Operation; Keep records for each exemption	N	
8-5-112.6.3	Limited Exemption, Preventative Maintenance and Inspection of Tanks in Operation; Keep records for each exemption	N	
8-5-112.6.4	Limited Exemption, Preventative Maintenance and Inspection of Tanks in Operation; Keep records for each exemption	N	
8-5-117	Limited Exemption, Low Vapor Pressure	N	
8-5-119	Limited Exemption, Repair Period - Optional	N	
8-5-119.1	Limited Exemption, Repair Period - Optional	N	
8-5-119.2	Limited Exemption, Repair Period - Optional	N	
8-5-119.3	Limited Exemption, Repair Period - Optional	N	
8-5-301	Storage Tank Control Requirements	N	
8-5-304	Requirements for External Floating Roof Tanks	N	
8-5-304.1	Requirements for External Floating Roofs; Tank fittings	Y	
8-5-304.2	Requirements for External Floating Roofs; Primary seal (8-5-321)	Y	
8-5-304.3	Requirements for External Floating Roofs; Secondary seal (8-5-322)	Y	
8-5-304.4	Requirements for External Floating Roofs; Floating roof	N	
8-5-304.5	Requirements for External Floating Roofs; Tank shell	N	
8-5-304.6	Requirements for External Floating Roofs; Pontoons – no leaks	N	

Table IV – ~~CL Cluster 26F-203B~~
Source-specific Applicable Requirements
~~S33 – Tank A-033, S638 – Tank A-638, S639 – Tank A-639, S640 – Tank A-640,~~
~~S664 – Tank A-664, S692 – Tank A-692, S708 – Tank A-708,, S710 – Tank A-710,~~
~~S711 – Tank A-711, S871 Tank A-871~~

Applicable Requirement	Regulation Title or Description of Requirement	Federally Enforceable (Y/N)	Future Effective Date
8-5-304.6.1	Requirements for External Floating Roofs; Pontoons – make gas tight if leaking	N	
8-5-304.6.2	Requirements for External Floating Roofs; Pontoons-repair all leaks at next removal from service	N	
8-5-320	Floating Roof Tank Fitting Requirements	N	
8-5-320.2	Floating Roof Tank Fitting Requirements; Projection below liquid surface	N	
8-5-320.3	Floating Roof Tank Fitting Requirements; Gasketed covers, seals, lids	N	
8-5-320.3.1	Floating Roof Tank Fitting Requirements; Gasketed covers, seals, lids - Gap requirements	Y	
8-5-320.5	Floating Roof Tank Fitting Requirements; Slotted sampling or gauging wells	N	
8-5-320.5.1	Floating Roof Tank Fitting Requirements; Slotted sampling or gauging wells -projection below liquid surface	Y	
8-5-320.5.2	Floating Roof Tank Fitting Requirements; Slotted sampling or gauging wells -cover, gasket, pole sleeve, pole wiper for EFR wells	N	
8-5-320.5.3	Floating Roof Tank Fitting Requirements; Slotted sampling or gauging wells-total secondary seal gap must include well gap	Y	
8-5-321	Primary Seal Requirements	N	
8-5-321.1	Primary Seal Requirements; No holes, tears, other openings	Y	
8-5-321.2	Primary Seal Requirements; The seal shall be metallic shoe or liquid mounted except as provided in 8-5-305.1.3	Y	
8-5-321.3	Primary Seal Requirements; Metallic-shoe-type seal requirements	N	
8-5-321.3.1	Primary Seal Requirements; Metallic-shoe-type seal requirements-- geometry of shoe	Y	
8-5-321.3.2	Primary Seal Requirements; Metallic-shoe-type seal requirements-- welded tanks	Y	
8-5-322	Secondary Seal Requirements	N	
8-5-322.1	Secondary Seal Requirements; No holes, tears, other openings	Y	
8-5-322.2	Secondary Seal Requirements; Insertion of probes	Y	
8-5-322.5	Secondary Seal Requirements; Gap requirements for welded external floating roof tanks with seals installed after 9/4/1985	Y	
8-5-322.6	Secondary Seal Requirements; Extent of seal	Y	
8-5-328	Tank Degassing Requirements	N	
8-5-328.1	Tank Degassing Requirements; Tanks > 75 cubic meters	N	
8-5-328.2	Tank Degassing Requirements; Ozone Excess Day Prohibition	Y	
8-5-328.3	Tank Degassing Requirements; BAAQMD notification required	N	

Table IV – ~~CL Cluster 26F-203B~~
Source-specific Applicable Requirements
~~S33 – Tank A-033, S638 – Tank A-638, S639 – Tank A-639, S640 – Tank A-640,~~
~~S664 – Tank A-664, S692 – Tank A-692, S708 – Tank A-708,, S710 – Tank A-710,~~
~~S711 – Tank A-711, S871 Tank A-871~~

Applicable Requirement	Regulation Title or Description of Requirement	Federally Enforceable (Y/N)	Future Effective Date
8-5-331	Tank Cleaning Requirements	N	
8-5-331.1	Tank Cleaning Requirements: Cleaning material properties	N	
8-5-331.2	Tank Cleaning Requirements: Steam cleaning prohibition	N	
8-5-331.3	Tank Cleaning Requirements: Steam cleaning exceptions	N	
8-5-401	Inspection Requirements for External Floating Roof Tanks	N	
8-5-401.1	Inspection Requirements for External Floating Roof Tanks: Primary and Secondary Seal Inspections	N	
8-5-401.2	Inspection Requirements for External Floating Roof Tanks: Tank Fittings Inspections	N	
8-5-404	Inspection, Abatement Efficiency Determination, and Source Test Reports	N	
8-5-411	Enhanced Monitoring Program (Optional)	N	
8-5-411.3	Enhanced Monitoring Program (Optional): Performance requirements	N	
8-5-412	Monitoring of Leaking Pontoons	N	
8-5-501	Records	N	
8-5-501.1	Records: Type and amounts of liquid, type of blanket gas, TVP - Retain 24 months	Y	
8-5-501.2	Records: Internal and External Floating Roof Tanks, Seal Replacement Records - Retain 10 years	Y	
8-5-501.3	Records: Retention	N	
8-5-602	Analysis of Samples, True Vapor Pressure	Y	
8-5-604	Determination of Applicability Based on True Vapor Pressure	Y	
8-5-605	Measurement of Leak Concentration and Residual Concentrations	N	
8-5-605.1	Measurement of Leak Concentration and Residual Concentrations: EPA Method 21 Instrument	N	
8-5-605.2	Measurement of Leak Concentration and Residual Concentrations: Test Methods	N	
8-5-606	Analysis of Samples, Tank Cleaning Agents	N	
8-5-606.1	Analysis of Samples, Tank Cleaning Agents: IBP	N	
8-5-606.2	Analysis of Samples, Tank Cleaning Agents: TVP	N	
8-5-606.3	Analysis of Samples, Tank Cleaning Agents: VOC	N	
SIP Regulation 8 Rule 5	Organic Compounds - Storage of Organic Liquids (06/05/2003)		
8-5-111	Limited Exemption, Tank Removal From and Return to Service	Y	
8-5-111.1	Limited Exemption, Tank Removal From and Return to Service; Notice to the APCO	Y	

Table IV – ~~CL Cluster 26F-203B~~
Source-specific Applicable Requirements
~~S33 Tank A-033, S638 Tank A-638, S639 Tank A-639, S640 Tank A-640,~~
~~S664 Tank A-664, S692 Tank A-692, S708 Tank A-708, S710 Tank A-710,~~
~~S711 Tank A-711, S871 Tank A-871~~

Applicable Requirement	Regulation Title or Description of Requirement	Federally Enforceable (Y/N)	Future Effective Date
8-5-111.1.1	Limited Exemption, Tank Removal From and Return to Service; Notice to the APCO; 3 day prior notification	Y	
8-5-111.1.2	Limited Exemption, Tank Removal From and Return to Service; Notice to the APCO; Telephone notification	Y	
8-5-111.2	Limited Exemption, Tank Removal From and Return to Service; Compliance before notification	Y	
8-5-111.3	Limited Exemption, Tank Removal From and Return to Service; Floating roof tanks – continuous and quick filling, emptying and refilling	Y	
8-5-111.5	Limited Exemption, Tank Removal From and Return to Service; Minimization of emissions	Y	
8-5-111.6	Limited Exemption, Tank Removal From and Return to Service; Written notice of completion not required	Y	
8-5-111.7	Limited Exemption, Tank Removal From and Return to Service; Compliance with Section 8-5-328	Y	
8-5-112	Limited Exemption, Tanks in Operation	Y	
8-5-112.1	Limited Exemption, Tanks in Operation; Notice to the APCO	Y	
8-5-112.1.1	Limited Exemption, Tanks in Operation; Notice to the APCO; 3 day prior notification	Y	
8-5-112.1.2	Limited Exemption, Tanks in Operation; Notice to the APCO; Telephone notification	Y	
8-5-112.2	Limited Exemption, Tanks in Operation; Compliance and certification before commencement of work	Y	
8-5-112.3	Limited Exemption, Tanks in Operation; No product movement; minimization of emissions	Y	
8-5-112.4	Limited Exemption, Tanks in Operation; Exemption does not exceed 7 days	Y	
8-5-117	Limited Exemption, Low Vapor Pressure	Y	
8-5-301	Storage Tank Control Requirements	Y	
8-5-302	Requirements for Submerged Fill Pipes	Y	
8-5-304	Requirements for External Floating Roofs	Y	
8-5-304.4	Requirements for External Floating Roofs; Floating roof requirements	Y	
8-5-320	Tank Fitting Requirements	Y	
8-5-320.2	Tank Fitting Requirements – Floating roof tanks, Gasketed covers, seals, lids – Projection below surface except p/v valves and vacuum breaker vents	Y	

Table IV – ~~CL Cluster 26F-203B~~
Source-specific Applicable Requirements
~~S33 – Tank A-033, S638 – Tank A-638, S639 – Tank A-639, S640 – Tank A-640,~~
~~S664 – Tank A-664, S692 – Tank A-692, S708 – Tank A-708,, S710 – Tank A-710,~~
~~S711 – Tank A-711, S871 Tank A-871~~

Applicable Requirement	Regulation Title or Description of Requirement	Federally Enforceable (Y/N)	Future Effective Date
8-5-320.3	Tank Fitting Requirements; Gasketed covers, seals, lids	Y	
8-5-320.5	Tank Fitting Requirements; Slotted sampling or gauging wells	Y	
8-5-320.5.2	Tank Fitting Requirements; Slotted sampling or gauging wells - cover, gasket, pole sleeve, pole wiper for EFR wells	Y	
8-5-321	Primary Seal Requirements	Y	
8-5-321.3	Primary Seal Requirements; Metallic-shoe-type seal requirements	Y	
8-5-322	Secondary Seal Requirements	Y	
8-5-328	Tank Degassing Requirements	Y	
8-5-328.1	Tank degassing requirements; Tanks > 75 cubic meters	Y	
8-5-328.1.2	Tank degassing requirements; Concentration of <10,000 ppm as methane after degassing	Y	
8-5-401	Inspection Requirements for External Floating Roof	Y	
8-5-401.1	Inspection Requirements for External Floating Roof Tanks; Primary and Secondary Seal Inspections	Y	
8-5-401.2	Inspection Requirements for External Floating Roof Tanks; Tank Fittings Inspections	Y	
8-5-403	Inspection Requirements for Pressure Vacuum Valves	Y	
8-5-404	Certification	Y	
8-5-405	Information Required	Y	
8-5-405.1	Information required	Y	
8-5-405.2	Information required	Y	
8-5-405.3	Information required	Y	
8-5-501	Records	Y	
8-5-502	Tank Degassing Annual Source Test Requirement	Y	
8-5-503	Portable Hydrocarbon Detector	Y	
BAAQMD Regulation 10	Standards of Performance for New Stationary Sources incorporated by reference (02/16/2000)		
10-17	Subpart Kb – Standards of Performance for Storage Vessels for Petroleum Liquids for which Construction, Reconstruction, or Modification Commence After May 18, 1978, and Prior to July 23, 1984	Y	
40 CFR 60 Subpart Kb	NSPS – Standards of Performance for Storage Vessels for Petroleum Liquids for which Construction, Reconstruction, or Modification Commence After May 18, 1978, and Prior to July 23, 1984	-	
60.110b	Applicability and Designation of Affected Facility	Y	
60.110b(a)	Applicability and Designation of Affected Facility; Volatile organic liquid storage vessels > or = to 75 cu m, after 7/23/1984	Y	

Table IV – ~~CL Cluster 26F-203B~~
Source-specific Applicable Requirements
~~S33 Tank A-033, S638 Tank A-638, S639 Tank A-639, S640 Tank A-640,~~
~~S664 Tank A-664, S692 Tank A-692, S708 Tank A-708,, S710 Tank A-710,~~
~~S711 Tank A-711, S871 Tank A-871~~

Applicable Requirement	Regulation Title or Description of Requirement	Federally Enforceable (Y/N)	Future Effective Date
<u>60.110b(b)</u>	<u>Applicability and Designation of Affected Facility – Exemption for low vapor pressure: NSPS Kb does not apply to vessels with capacity > 151 cu m and TVP < 3.5 kPa or to vessels with capacity >= 75 cu m and <= 151 cu m and TVP < 15.0 kPa.</u>	Y	
<u>60.112b</u>	<u>Standard for Volatile Organic Compounds (VOC)</u>	Y	
<u>60.112b(a)</u>	<u>Standard for Volatile Organic Compounds (VOC): Requirement for tanks-- > 151 cu m with maximum TVP >=5.2 kPa and <76.6; or >= 75 cu m and < 151 cu m with maximum TVP >= 27.6 kPa and < 76.6 kPa</u>	Y	
<u>60.112b(a)(2)</u>	<u>Standard for Volatile Organic Compounds (VOC): External floating roof option</u>	Y	
<u>60.112b(a)(2)(i)</u>	<u>Standard for Volatile Organic Compounds (VOC): External floating roof seal requirements</u>	Y	
<u>60.112b(a)(2)(i)(A)</u>	<u>Standard for Volatile Organic Compounds (VOC): External floating roof primary seal requirements</u>	Y	
<u>60.112b(a)(2)(i)(B)</u>	<u>Standard for Volatile Organic Compounds (VOC): External floating roof secondary seal requirements</u>	Y	
<u>60.112b(a)(2)(i)i)</u>	<u>Standard for Volatile Organic Compounds (VOC): External floating roof openings requirements</u>	Y	
<u>60.112b(a)(2)(i)ii)</u>	<u>Standard for Volatile Organic Compounds (VOC): External floating roof floating requirements</u>	Y	
<u>60.112b(a)(3)</u>	<u>Standard for Volatile Organic Compounds (VOC): Closed vent system and control device</u>	Y	
<u>60.113b</u>	<u>Testing and Procedures</u>	Y	
<u>60.113b(b)</u>	<u>Testing and Procedures: External floating roof</u>	Y	
<u>60.113b(b)(1)</u>	<u>Testing and Procedures: External floating roof seal gap measurement frequency</u>	Y	
<u>60.113b(b)(1)(i)</u>	<u>Testing and Procedures: External floating roof primary seal gaps measurement frequency</u>	Y	
<u>60.113b(b)(1)(i)i)</u>	<u>Testing and Procedures: External floating roof secondary seal gaps measurement frequency</u>	Y	
<u>60.113b(b)(1)(i)ii)</u>	<u>Testing and Procedures: External floating roof reintroduction of VOL</u>	Y	
<u>60.113b(b)(2)</u>	<u>Testing and Procedures: External floating roof seal gap measurement procedures</u>	Y	
<u>60.113b(b)(2)(i)</u>	<u>Testing and Procedures: External floating roof measure seal gaps when roof is floating</u>	Y	
<u>60.113b(b)(2)(i)i)</u>	<u>Testing and Procedures: External floating roof measure seal gaps around entire circumference</u>	Y	

Table IV – ~~CL Cluster 26F-203B~~
Source-specific Applicable Requirements
~~S33 Tank A-033, S638 Tank A-638, S639 Tank A-639, S640 Tank A-640,~~
~~S664 Tank A-664, S692 Tank A-692, S708 Tank A-708,, S710 Tank A-710,~~
S711 Tank A-711, S871 Tank A-871

Applicable Requirement	Regulation Title or Description of Requirement	Federally Enforceable (Y/N)	Future Effective Date
<u>60.113b(b)(2)(i)ii</u>	<u>Testing and Procedures: External floating roof seal method to determine surface area of seal gaps</u>	Y	
<u>60.113b(b)(3)</u>	<u>Testing and Procedures: External floating roof method to calculate total surface area ratio</u>	Y	
<u>60.113b(b)(4)</u>	<u>Testing and Procedures: External floating roof seal gap repair requirements</u>	Y	
<u>60.113b(b)(4)(i)j</u>	<u>Testing and Procedures: External floating roof primary seal gap limitations</u>	Y	
<u>60.113b(b)(4)(i)(A)</u>	<u>Testing and Procedures: External floating roof mechanical shoe primary seal requirements</u>	Y	
<u>60.113b(b)(4)(i)(B)</u>	<u>Testing and Procedures: External floating roof primary seals no holes, tears, openings</u>	Y	
<u>60.113b(b)(4)(i)k</u>	<u>Testing and Procedures: External floating roof secondary seal</u>	Y	
<u>60.113b(b)(4)(i)(A)</u>	<u>Testing and Procedures: External floating roof secondary seal installation</u>	Y	
<u>60.113b(b)(4)(i)(B)</u>	<u>Testing and Procedures: External floating roof secondary seal gap</u>	Y	
<u>60.113b(b)(4)(i)(C)</u>	<u>Testing and Procedures: External floating roof secondary seals no holes, tears, openings</u>	Y	
<u>60.113b(b)(4)(i)ii</u>	<u>Testing and Procedures: External floating roof 30-day extension request for seal gap repairs</u>	Y	
<u>60.113b(b)(5)</u>	<u>Testing and Procedures: External floating roof seal gap inspections 30 day notification</u>	Y	
<u>60.113b(b)(6)</u>	<u>Testing and Procedures: External floating roof visual inspection when emptied and degassed</u>	Y	
<u>60.113b(b)(6)(i)j</u>	<u>Testing and Procedures: External floating roof--roof or seal defect repairs</u>	Y	
<u>60.113b(b)(6)(i)k</u>	<u>Testing and Procedures: External floating roof notification prior to filling</u>	Y	
<u>60.115b</u>	<u>Recordkeeping and Reporting Requirements</u>	Y	
<u>60.115b(b)</u>	<u>Reporting and Recordkeeping Requirements; 60.112b(a) external floating</u>	Y	
<u>60.115b(b)(1)</u>	<u>Reporting and Recordkeeping Requirements; 60.112b(a) external floating roof control equipment description and certification</u>	Y	
<u>60.115b(b)(2)</u>	<u>Reporting and Recordkeeping Requirements; 60.112b(a) external floating</u>	Y	

Table IV – ~~CL Cluster 26F-203B~~
Source-specific Applicable Requirements
~~S33 Tank A-033, S638 Tank A-638, S639 Tank A-639, S640 Tank A-640,~~
~~S664 Tank A-664, S692 Tank A-692, S708 Tank A-708,, S710 Tank A-710,~~
S711 Tank A-711, S871 Tank A-871

Applicable Requirement	Regulation Title or Description of Requirement	Federally Enforceable (Y/N)	Future Effective Date
<u>60.115b(b)(2)(j)</u>	<u>Reporting and Recordkeeping Requirements; 60.112b(a) external floating roof seal gap measurement report--date of measurement</u>	Y	
<u>60.115b(b)(2)(i)</u>	<u>Reporting and Recordkeeping Requirements; 60.112b(a) external floating roof seal gap measurement report--raw data</u>	Y	
<u>60.115b(b)(2)(ii)</u>	<u>Reporting and Recordkeeping Requirements; 60.112b(a) external floating roof seal gap measurement report--calculations</u>	Y	
<u>60.115b(b)(3)</u>	<u>Reporting and Recordkeeping Requirements; 60.112b(a) external floating roof seal gap measurement records</u>	Y	
<u>60.115b(b)(3)(j)</u>	<u>Reporting and Recordkeeping Requirements; 60.112b(a) external floating roof seal gap measurement records--date of measurement</u>	Y	
<u>60.115b(b)(3)(i)</u>	<u>Reporting and Recordkeeping Requirements; 60.112b(a) external floating roof seal gap measurement records--raw data</u>	Y	
<u>60.115b(b)(3)(ii)</u>	<u>Reporting and Recordkeeping Requirements; 60.112b(a) external floating roof seal gap measurement records--calculations</u>	Y	
<u>60.115b(b)(4)</u>	<u>Reporting and Recordkeeping Requirements; 60.112b(a) external floating roof seal gap exceedance report</u>	Y	
<u>60.116b</u>	<u>Monitoring of Operations</u>	Y	
<u>60.116b(a)</u>	<u>Monitoring of Operations; Record retention</u>	Y	
<u>60.116b(b)</u>	<u>Monitoring of Operations; Permanent record requirements</u>	Y	
<u>60.116b(c)</u>	<u>Monitoring of Operations; VOL storage record requirements</u>	Y	
<u>60.116b(d)</u>	<u>Monitoring of Operations; Notify within 30 days when the maximum TVP is exceeded</u>	Y	
<u>60.116b(e)</u>	<u>Monitoring of Operations; Maximum true vapor pressure (TVP)</u>	Y	
<u>60.116b(e)(1)</u>	<u>Monitoring of Operations; TVP Determination Criteria</u>	Y	
<u>60.116b(e)(2)</u>	<u>Monitoring of Operations; TVP Determination Criteria, Crude Oil</u>	Y	
<u>60.116b(e)(2)(j)</u>	<u>Monitoring of Operations; Determine TVP-crude oil or refined petroleum products by API method</u>	Y	
<u>60.116b(e)(2)(i)</u>	<u>Monitoring of Operations; Determine TVP-crude oil or refined petroleum products other than API method</u>	Y	
<u>60.116b(e)(3)</u>	<u>Monitoring of Operations; Determine TVP</u>	Y	
<u>60.116b(e)(3)(j)</u>	<u>Monitoring of Operations; Determine TVP-other liquids-standard reference texts</u>	Y	
<u>60.116b(e)(3)(i)</u>	<u>Monitoring of Operations; Determine TVP-other liquids-ASTM method</u>	Y	
<u>60.116b(e)(3)(ii)</u>	<u>Monitoring of Operations; Determine TVP-other liquids-other approved measurement method</u>	Y	
<u>60.116b(e)(3)(i)</u>	<u>Monitoring of Operations; Determine TVP-other liquids-other approved calculation method</u>	Y	

Table IV – ~~CL Cluster 26F-203B~~
Source-specific Applicable Requirements
~~S33 Tank A-033, S638 Tank A-638, S639 Tank A-639, S640 Tank A-640,~~
~~S664 Tank A-664, S692 Tank A-692, S708 Tank A-708,, S710 Tank A-710,~~
S711 Tank A-711, S871 Tank A-871

Applicable Requirement	Regulation Title or Description of Requirement	Federally Enforceable (Y/N)	Future Effective Date
40 CFR 63 Subpart CC Refinery MACT	NESHAP for Source Categories - Petroleum Refineries (MACT) (06/03/2003) REQUIREMENTS FOR EXTERNAL FLOATING ROOF TANKS ALSO SUBJECT TO NSPS Kb	Y	
63.640	Applicability	Y	
63.640(c)(2)	Applicability and Designation of Storage Vessels	Y	
63.640(n)	Applicability and Designation of Affected Source Overlap for Storage Vessels	Y	
63.640(n)(1)	Applicability and Designation of Affected Source Overlap for Storage Vessels--Existing Group 1 or Group 2 also subject to Kb only subject to Kb and 63.640(n)(8).	Y	
63.640(n)(8)	Applicability and Designation of Affected Source Overlap for Storage Vessels--Additional requirements for Kb storage vessels	Y	
63.640(n)(8)(i)	Applicability and Designation of Affected Source Overlap for Storage Vessels--Additional requirements for Kb storage vessels - Secondary Seal Exemption	Y	
63.640(n)(8)(ii)	Applicability and Designation of Affected Source Overlap for Storage Vessels--Additional requirements for Kb storage vessels - Unsafe to perform gap measurement or inspection	Y	
63.640(n)(8)(ii)	Applicability and Designation of Affected Source Overlap for Storage Vessels--Additional requirements for Kb storage vessels - Repair failure within 45 days or use extension	Y	
63.640(n)(8)(iv)	Applicability and Designation of Affected Source Overlap for Storage Vessels--Additional requirements for Kb storage vessels - Report extension utilized	Y	
63.640(n)(8)(v)	Applicability and Designation of Affected Source Overlap for Storage Vessels--Additional requirements for Kb storage vessels - Submit Kb inspection records as part of CC Report	Y	
63.640(n)(8)(vi)	Applicability and Designation of Affected Source Overlap for Storage Vessels--Additional requirements for Kb storage vessels - Rim seal inspection report	Y	
63.641	Definitions:	Y	
63.642(e)	General recordkeeping requirements: Time period for keeping records, unless specified otherwise.	63.642(e) & 63.654(i)(4) keep all other records 5 years, retrievable within 24 hr	Y

Table IV – ~~CL Cluster 26F-203B~~
Source-specific Applicable Requirements
~~S33 Tank A-033, S638 Tank A-638, S639 Tank A-639, S640 Tank A-640,~~
~~S664 Tank A-664, S692 Tank A-692, S708 Tank A-708,, S710 Tank A-710,~~
~~S711 Tank A-711, S871 Tank A-871~~

Applicable Requirement	Regulation Title or Description of Requirement	Federally Enforceable (Y/N)	Future Effective Date
	General recordkeeping requirements: Keep all reports and notification for the specified period of time.	63.642(e) & 63.654(i)(4) required	Y
63.646(a)	The source only needs to comply with the provisions as they relate to existing external floating roof tanks.	Y	
	EFR Rim Seals: vapor-mounted primary seal: liquid-mounted primary seal: mechanical shoe primary seal:	63.646(a) 63.119(e)(1)(i) – (1)(iii) Not Allowed OK with rim-mounted secondary OK with rim-mounted secondary	Y
	Must vapor-mounted rim seals be continuous on EFRs?	63.646(a) 63.119(e)(1)(iii) YES	Y
	Are EFR rim seals allowed to be pulled back or temporarily removed during inspection?	63.646(a) 63.119(e)(1)(iii) 63.120(b)(4) YES	Y
	EFRT operating requirements: When landing the floating roof on its support legs, is the tank to be emptied & either refilled or degassed AS SOON AS POSSIBLE?	63.646(a) 63.119(e)(3) & (e)(4) YES	Y
	Temporary exemption from operating requirements while the external floating roof is landed on its support legs?*	63.646(a) 63.119(e)(3) EXEMPT	Y
	EFR Internal Inspections: up-close visual inspection of the floating roof, seals, & fittings:	63.646(a) & 63.120(b) each time the tank is emptied & degassed	Y
	EXTENSIONS OF TIME: If EFRT is unsafe to inspect & cannot be emptied within 45 days?	63.646(a) & 63.120(b) up to 2 extensions of 30 days each, if needed	Y
	Notification of Inspections: Are notifications of inspections to demonstrate initial compliance required. For EFR seal gap measurements:	63.646(a) 63.120(b)(1) & (9) Required- notifications & reports per Ongoing Reports	Y

Table IV – ~~CL Cluster 26F-203B~~
Source-specific Applicable Requirements
~~S33 Tank A-033, S638 Tank A-638, S639 Tank A-639, S640 Tank A-640,~~
~~S664 Tank A-664, S692 Tank A-692, S708 Tank A-708, S710 Tank A-710,~~
~~S711 Tank A-711, S871 Tank A-871~~

Applicable Requirement	Regulation Title or Description of Requirement	Federally Enforceable (Y/N)	Future Effective Date
	Seal Gap Measurements: FREQUENCY AFTER INITIAL COMPLIANCE, For the EFR Primary Seal:	63.646(a) 63.120(b)(1)(i) every 5 years	Y
	Seal Gap Measurements: For existing EFRTs in compliance by the compliance date:	63.646(a) 63.120(b)(1)(i) & (iii) measure gaps of both seals prior to the compliance date	Y
	Seal Gap Measurements: For new EFRTs:	63.646(a) 63.120(b)(1)(i) & (iii) measure gaps of both seals prior to initial fill	Y
	Seal Gap Measurements: For affected EFRTs with a mechanical shoe or liq-mounted primary only rim seal, prior to installing a secondary seal; PRIOR TO COMPLIANCE: UPON COMPLIANCE:	63.646(a) 63.120(b)(1)(ii) annual primary seal gap measurements* 63.646(a) 63.120(b)(1)(ii) measure gaps of both seals within 90 days	Y
	Seal Gap Measurements: FREQUENCY AFTER INITIAL COMPLIANCE, For the EFR Secondary Seal:	63.646(a) 63.120(b)(1)(iii) annually	Y
	Seal Gap Measurements: For EFRTs returned to affected service after 1 yr or more of exempt service:	63.646(a) 63.120(b)(1)(iv) measure gaps of both seals within 90 days	Y
	MEASUREMENT COND'S: Are EFR seal gap measurements to be made with the roof floating?	63.646(a) 63.120(b)(2)(i) YES	Y
	DETERMINATION OF EFR -RIM SEAL GAP AREAS: Presence of a gap determined by inserting a 1/8 in. probe?	63.646(a) 63.120(b)(2)(ii) YES	Y
	DETERMINATION OF EFR -RIM SEAL GAP AREAS: Use probes of various widths to determine the gap area?	63.646(a) 63.120(b)(2)(iii) YES	Y
	DETERMINATION OF EFR -RIM SEAL GAP AREAS: Sum the gap areas & divide by the diameter of the tank?	63.646(a) 63.120(b)(3) & (4) YES	Y

Table IV – ~~CL Cluster 26F-203B~~
Source-specific Applicable Requirements
~~S33 Tank A-033, S638 Tank A-638, S639 Tank A-639, S640 Tank A-640,~~
~~S664 Tank A-664, S692 Tank A-692, S708 Tank A-708,, S710 Tank A-710,~~
~~S711 Tank A-711, S871 Tank A-871~~

Applicable Requirement	Regulation Title or Description of Requirement	Federally Enforceable (Y/N)	Future Effective Date
	EFR Primary Seal Gap Inspection Criteria: maximum area: maximum gap width:	63.646(a) 63.120(b)(3) 10 in² per foot of vessel diameter 1.5 in.	Y
	EFR Secondary Seal Gap Inspection Criteria: maximum area: maximum gap width:	63.646(a) 63.120(b)(4) 1 in² per foot of 0.5 in.	Y
	Is the metallic shoe of an EFR mechanical shoe seal required to have its bottom in the liquid and extend at least 24 in. above the liquid?	63.646(a) 63.120(b)(5)(i) YES	Y
	Shall there be no holes, tears, or openings in the EFR seals?	63.646(a) 63.120(b)(5)(ii) & (6)(ii) YES	Y
	UNSAFE CONDITIONS: Delay of EFR seal gap measurements allowed for unsafe conditions? If unable to make safe to measure, must the EFRT be emptied?	63.646(a) 63.120(b)(7)(i) up to 30 additional days 63.120(b)(7)(ii) YES, within 45 days of determining unsafe	Y
	EFRT REPAIRS: Time allowed for repair of defects found during in-service inspections of EFRs: If unable to repair, empty the EFRT & remove from service?	63.646(a) 63.120(b)(8) make repairs within 45 days 63.120(b)(8) YES, within 45 days	Y
	EXTENSIONS OF TIME: If EFRT defects cannot be repaired & the tank cannot be emptied within 45 days?	63.646(a) 63.120(b)(8) up to 2 extensions of 30 days each, if needed	Y
	Notification of Inspections: Are notifications of inspections to demonstrate initial compliance required, For EFR internal inspections:	63.646(a) 63.120(b)(10) internal inspection not required for initial compliance	Y
	EFRT REPAIRS: Repair of defects if the tank is empty?	63.646(a) 63.120(b)(10)(i) prior to refilling	Y

Table IV – ~~CL Cluster 26F-203B~~
Source-specific Applicable Requirements
~~S33 Tank A-033, S638 Tank A-638, S639 Tank A-639, S640 Tank A-640,~~
~~S664 Tank A-664, S692 Tank A-692, S708 Tank A-708,, S710 Tank A-710,~~
~~S711 Tank A-711, S871 Tank A-871~~

Applicable Requirement	Regulation Title or Description of Requirement		Federally Enforceable (Y/N)	Future Effective Date
63.646(e)	EFR well covers to be gasketed?	63.646(e) not required at existing sources	Y	
	EFR vents to be gasketed?	63.646(e) not required at existing sources	Y	
	EFR deck openings other than for vents to project into liquid?	63.646(e) not required at existing sources	Y	
	EFR access hatch & gauge float well covers to be bolted closed?	63.646(e) not required at existing sources	Y	
	EFR emergency roof drains to have seals covering at least 90% of the opening?	63.646(e) not required at existing sources	Y	
	EFR guidepole wells to have a deck cover gasket and a pole wiper?	63.646(e) not required at existing sources	Y	
	EFRT unslotted guidepoles to have a gasketed cap at the top of the pole?	63.646(e) not required at existing sources	Y	
	EFRT slotted guidepoles to have either an internal float or a pole sleeve?	63.646(e) not required at existing sources	Y	
63.646(e)	Exempts existing source from complying with inspection requirements for gaskets, slotted membranes and sleeve seals.		Y	
63.646(f)	Deck openings (wells) other than for vents, drains, or legs to have covers that are kept closed except for access?	63.646(f)(1) REQUIRED	Y	
	EFR rim space vents to remain closed except when the pressure setting is exceeded?	63.646(f)(2) REQUIRED	Y	
	EFR auto. Bleeder vent (vacuum breaker) to be closed except when the deck is landed?	63.646(f)(3) REQUIRED	Y	
63.646(g)	This notes that the failure to perform inspections and required monitoring is a violation of the application standard.		Y	
63.646(t)	Notification of Inspections: Is the State or local authority allowed to waive the notification requirements?	63.646(t) 63.654(h)(2)(i)(C)&(ii) YES	Y	

Table IV – ~~CL Cluster 26F-203B~~
Source-specific Applicable Requirements
~~S33 Tank A-033, S638 Tank A-638, S639 Tank A-639, S640 Tank A-640,~~
~~S664 Tank A-664, S692 Tank A-692, S708 Tank A-708,, S710 Tank A-710,~~
~~S711 Tank A-711, S871 Tank A-871~~

Applicable Requirement	Regulation Title or Description of Requirement	Federally Enforceable (Y/N)	Future Effective Date
63.654(g), (h), and (i)	The source only needs to comply with provisions as they relate to existing floating roof tanks.	Y	
63.654(g)	Report of periodic inspections, etc. AFTER documenting initial compliance?	Y	
	Periodic Reports: Report of EFR inspection failures to include:	Y	
	Periodic Reports: EFR report to include a prior request for 30-day extension, w/ documentation of need?	Y	
	Periodic Reports: Additional information to be included if an extension is utilized for an EFR:	Y	
	Periodic Reports: Report EFR seal gap inspections if there was no out-of-compliance?	Y	
	Periodic Reports: Report EFR seal gap inspections when there is out-of-compliance?	Y	
63.654(h)	Notification of Inspections: Is 30-day notice required for internal inspections of EFRTs (i.e., prior to filling or refilling); but a 7-day verbal notice acceptable if the event is unplanned?	Y	
	Notification of Inspections: Is 30-day notice required prior to EFR seal gap measurements?	Y	
	Report applicability for varying-use tanks?	Y	
	Other (initial) Reports: Report applicability for varying-use tanks?	Y	

Table IV – ~~CL Cluster 26F-203B~~
Source-specific Applicable Requirements
~~S33 – Tank A-033, S638 – Tank A-638, S639 – Tank A-639, S640 – Tank A-640,~~
~~S664 – Tank A-664, S692 – Tank A-692, S708 – Tank A-708,, S710 – Tank A-710,~~
~~S711 – Tank A-711, S871 Tank A-871~~

Applicable Requirement	Regulation Title or Description of Requirement	Federally Enforceable (Y/N)	Future Effective Date
63.654(i)	Applicability records: Time period for keeping records of applicability determination; unless specified otherwise.	63.654(i)(1) 63.123(a) Keep record readily accessible for the service life of the tank	Y
	Applicability records: Records of dimensions & capacity required for nonexempt tanks?	63.654(i)(1) 63.646(a)&63.119(a)(3) 63.123(a) Required Keep record readily accessible for service life of the tank *	Y
	Recordkeeping for inspections: Keep inspection reports as specified.	63.654(i)(1) 63.123(c) – (e) all inspections	Y
	Records of EFR inspection reports:	63.654(i)(1) 63.123(d) all inspections	Y
	Recordkeeping for delayed repairs: When utilizing a delay of repair provision, keep documentation of the reason for the delay.	63.654(i)(1) 63.123 (g) required	Y
	Applicability records: Additional recordkeeping requirements for certain tanks.	63.654(i)(1)(iv) determination of HAP content Keep record readily accessible for service life of the tank	Y
BAAQMD Condition # 8636	Permit Conditions S33, S638, S692, S708		
Part 1	Design specifications (basis: Reg. 9-5, cumulative increase)	Y	
Part 2	Requirement to notify the District regarding tank seals (basis: Reg. 8-5, cumulative increase)	Y	
BAAQMD Condition # 19528			
Part 1	Throughput limit (basis: Regulation 2-1-234.3, Regulation 2-1-403 Regulation 2-6-503)	Y	
BAAQMD Condition # 21393	S871 Tank A-871 only		
Part 1	Throughput limit (basis: cumulative increase, toxic risk screen, BACT)	Y	
Part 2	Materials to be stored (basis: Cumulative increase, toxic risk screen)	Y	

Table IV – ~~CL Cluster 26F-203B~~
Source-specific Applicable Requirements
~~S33 – Tank A-033, S638 – Tank A-638, S639 – Tank A-639, S640 – Tank A-640,~~
~~S664 – Tank A-664, S692 – Tank A-692, S708 – Tank A-708,, S710 – Tank A-710,~~
~~S711 – Tank A-711, S871 Tank A-871~~

Applicable Requirement	Regulation Title or Description of Requirement	Federally Enforceable (Y/N)	Future Effective Date
Part 3	Startup conditions: report actual fugitive count (basis: cumulative increase, toxic risk screen, offsets)	Y	
Part 4	Records and reporting (basis: cumulative increase, reg 1-441, Reg 8-5-501)	Y	

Table IV – ~~CM Cluster 26F-201A~~
Source-specific Applicable Requirements
S637 – Tank A-637, S702 – Tank A-702

Applicable Requirement	Regulation Title or Description of Requirement	Federally Enforceable (Y/N)	Future Effective Date
BAAQMD Reg 8 Rule 5	Organic Compounds – STORAGE OF ORGANIC LIQUIDS <u>(10/18/2006) Requirements for External Floating Roof Tanks</u> REQUIREMENTS (11/27/02)		
<u>8-5-100</u>	<u>General</u>	<u>Y</u>	
<u>8-5-101</u>	<u>Description</u>	<u>Y</u>	
8-5-111	Limited Exemption, Tank Removal From and Return to Service	NY	
8-5-111.1	Limited Exemption, Tank Removal From and Return to Service; Notice to the APCO	Y	
8-5-111.1.1	Limited Exemption, Tank Removal From and Return to Service; Notice to the APCO; 3 day prior notification	Y	
8-5-111.1.2	Limited Exemption, Tank Removal From and Return to Service; Notice to the APCO; Telephone notification	Y	
8-5-111.2	Limited Exemption, Tank Removal From and Return to Service; Compliance before notification	NY	
8-5-111.3	Limited Exemption, Tank Removal From and Return to Service; Floating roof tanks – continuous and quick filling, emptying and refilling	Y	
8-5-111.5	Limited Exemption, Tank Removal From and Return to Service; Minimization of emissions	NY	
8-5-111.6	Limited Exemption, Tank Removal From and Return to Service; Written notice of completion not required	NY	
8-5-111.7	Limited Exemption, Tank Removal From and Return to Service; Compliance with Section 8-5-328	Y	

**Table IV – ~~CM Cluster 26F-201A~~
Source-specific Applicable Requirements
S637 – Tank A-637, S702 – Tank A-702**

Applicable Requirement	Regulation Title or Description of Requirement	Federally Enforceable (Y/N)	Future Effective Date
8-5-112	Limited Exemption, Preventative Maintenance and Inspection of Tanks in Operation	N	
8-5-112.1	Limited Exemption, Preventative Maintenance and Inspection of Tanks in Operation ; Notice to the APCO	Y	
8-5-112.1.1	Limited Exemption, Preventative Maintenance and Inspection of Tanks in Operation ; Notice to the APCO; 3 day prior notification	Y	
8-5-112.1.2	Limited Exemption, Preventative Maintenance and Inspection of Tanks in Operation ; Notice to the APCO; Telephone notification	Y	
8-5-112.2	Limited Exemption, Preventative Maintenance and Inspection of Tanks in Operation ; Tank in compliance at time of notification Compliance and certification before commencement of work	N	
8-5-112.3	Limited Exemption, Preventative Maintenance and Inspection of Tanks in Operation ; No product movement; minimization of emissions	Y	
8-5-112.4	Limited Exemption, Preventative Maintenance and Inspection of Tanks in Operation ; Exemption does not exceed 7 days	N	
8-5-112.5	Limited Exemption, Preventative Maintenance and Inspection of Tanks in Operation; Self report if out of compliance during exemption period	N	
8-5-112.6	Limited Exemption, Preventative Maintenance and Inspection of Tanks in Operation; Keep records for each exemption	N	
8-5-112.6.1	Limited Exemption, Preventative Maintenance and Inspection of Tanks in Operation; Keep records for each exemption	N	
8-5-112.6.2	Limited Exemption, Preventative Maintenance and Inspection of Tanks in Operation; Keep records for each exemption	N	
8-5-112.6.3	Limited Exemption, Preventative Maintenance and Inspection of Tanks in Operation; Keep records for each exemption	N	
8-5-112.6.4	Limited Exemption, Preventative Maintenance and Inspection of Tanks in Operation; Keep records for each exemption	N	
8-5-117	Limited Exemption, Low Vapor Pressure	N	
8-5-119	Limited Exemption, Repair Period - Optional	N	
8-5-119.1	Limited Exemption, Repair Period - Optional	N	
8-5-119.2	Limited Exemption, Repair Period - Optional	N	
8-5-119.3	Limited Exemption, Repair Period - Optional	N	
8-5-301	Storage Tank Control Requirements	N	
8-5-302	Requirements for Submerged Fill Pipes	Y	
8-5-304	Requirements for External Floating Roofs	N	
8-5-304.1	Requirements for External Floating Roofs; Tank fittings	Y	
8-5-304.2	Requirements for External Floating Roofs; Primary seal (8-5-321)	Y	

**Table IV – ~~CM-Cluster 26F-201A~~
Source-specific Applicable Requirements
S637 – Tank A-637, S702 – Tank A-702**

Applicable Requirement	Regulation Title or Description of Requirement	Federally Enforceable (Y/N)	Future Effective Date
8-5-304.3	Requirements for External Floating Roofs; Secondary seal (8-5-322)	<u>Y</u>	
8-5-304.4	Requirements for External Floating Roofs; Floating roof	<u>N</u>	
8-5-304.5	Requirements for External Floating Roofs; Tank shell	<u>N</u>	
8-5-304.6	Requirements for External Floating Roofs; Pontoons – no leaks	<u>N</u>	
8-5-304.6.1	Requirements for External Floating Roofs; Pontoons – make gas tight if leaking	<u>N</u>	
8-5-304.6.2	Requirements for External Floating Roofs; Pontoons-repair all leaks at next removal from service	<u>N</u>	
8-5-320	Tank Fitting Requirements	<u>N</u>	
8-5-320.2	Floating Roof Tank Fitting Requirements; Projection below liquid surface	<u>N</u>	
8-5-320.3	Floating Roof Tank Fitting Requirements; Gasketed covers, seals, lids	<u>N</u>	
8-5-320.3.1	Floating Roof Tank Fitting Requirements; Gasketed covers, seals, lids - Gap requirements	<u>Y</u>	
8-5-320.5	Floating Roof Tank Fitting Requirements; Slotted sampling or gauging wells	<u>N</u>	
8-5-320.5.1	Floating Roof Tank Fitting Requirements; Slotted sampling or gauging wells -projection below liquid surface	<u>Y</u>	
8-5-320.5.2	Floating Roof Tank Fitting Requirements; Slotted sampling or gauging wells -cover, gasket, pole sleeve, pole wiper for EFR wells	<u>N</u>	
8-5-320.5.3	Floating Roof Tank Fitting Requirements; Slotted sampling or gauging wells-total secondary seal gap must include well gap	<u>Y</u>	
8-5-321	Primary Seal Requirements	<u>N</u>	
8-5-321.1	Primary Seal Requirements; No holes, tears, other openings	<u>Y</u>	
8-5-321.2	Primary Seal Requirements; The seal shall be metallic shoe or liquid mounted except as provided in 8-5-305.1.3	<u>Y</u>	
8-5-321.3	Primary Seal Requirements; Metallic-shoe-type seal requirements	<u>N</u>	
8-5-321.3.1	Primary Seal Requirements; Metallic-shoe-type seal requirements--geometry of shoe	<u>Y</u>	
8-5-321.3.2	Primary Seal Requirements; Metallic-shoe-type seal requirements--welded tanks	<u>Y</u>	
8-5-322	Secondary Seal Requirements	<u>N</u>	
8-5-322.1	Secondary Seal Requirements; No holes, tears, other openings	<u>Y</u>	
8-5-322.2	Secondary Seal Requirements; Insertion of probes	<u>Y</u>	
8-5-322.5	Secondary Seal Requirements; Gap requirements for welded external floating roof tanks with seals installed after 9/4/1985	<u>Y</u>	

**Table IV – ~~CM-Cluster-26F-201A~~
Source-specific Applicable Requirements
S637 – Tank A-637, S702 – Tank A-702**

Applicable Requirement	Regulation Title or Description of Requirement	Federally Enforceable (Y/N)	Future Effective Date
8-5-322.6	Secondary Seal Requirements; Extent of seal	<u>Y</u>	
8-5-328	Tank Degassing Requirements	Y	
8-5-328.1	Tank Degassing Requirements; Tanks > 75 cubic meters	<u>N</u>	
8-5-328.2	Tank Degassing Requirements; Ozone Excess Day Prohibition	<u>Y</u>	
8-5-328.3	Tank Degassing Requirements; BAAQMD notification required	<u>N</u>	
8-5-331	Tank Cleaning Requirements	<u>N</u>	
8-5-331.1	Tank Cleaning Requirements; Cleaning material properties	<u>N</u>	
8-5-331.2	Tank Cleaning Requirements; Steam cleaning prohibition	<u>N</u>	
8-5-331.3	Tank Cleaning Requirements; Steam cleaning exceptions	<u>N</u>	
8-5-401	Inspection Requirements for External Floating Roof	Y	
8-5-401.1	Inspection Requirements for External Floating Roof Tanks; Primary and Secondary Seal Inspections	<u>N</u>	
8-5-401.2	Inspection Requirements for External Floating Roof Tanks; Tank Fittings Inspections	<u>N</u>	
8-5-403	Inspection Requirements for Pressure Vacuum Valves	Y	
8-5-404	Inspection, Abatement Efficiency Determination, and Source Test Reports Certification	Y	
8-5-405	Information Required	Y	
8-5-501	Records	Y	
8-5-501.1	Records; Type and amounts of liquid, type of blanket gas, TVP - Retain 24 months	<u>Y</u>	
8-5-501.2	Records; Internal and External Floating Roof Tanks, Seal Replacement Records - Retain 10 years	<u>Y</u>	
8-5-501.3	Records; Retention	<u>N</u>	
8-5-502	Tank Degassing Annual Source Test Requirement	Y	
8-5-503	Portable Hydrocarbon Detector	Y	
8-5-602	Analysis of Samples, True Vapor Pressure	<u>Y</u>	
8-5-604	Determination of Applicability Based on True Vapor Pressure	<u>Y</u>	
8-5-605	Measurement of Leak Concentration and Residual Concentrations	<u>N</u>	
8-5-605.1	Measurement of Leak Concentration and Residual Concentrations; EPA Method 21 Instrument	<u>N</u>	
8-5-605.2	Measurement of Leak Concentration and Residual Concentrations; Test Methods	<u>N</u>	
8-5-606	Analysis of Samples, Tank Cleaning Agents	<u>N</u>	
8-5-606.1	Analysis of Samples, Tank Cleaning Agents; IBP	<u>N</u>	
8-5-606.2	Analysis of Samples, Tank Cleaning Agents; TVP	<u>N</u>	
8-5-606.3	Analysis of Samples, Tank Cleaning Agents; VOC	<u>N</u>	

**Table IV – ~~CM-Cluster-26F-201A~~
Source-specific Applicable Requirements
S637 – Tank A-637, S702 – Tank A-702**

Applicable Requirement	Regulation Title or Description of Requirement	Federally Enforceable (Y/N)	Future Effective Date
SIP Regulation 8 Rule 5	Organic Compounds - Storage of Organic Liquids (06/05/2003)	-	
8-5-111	Limited Exemption, Tank Removal From and Return to Service	Y	
8-5-111.2	Limited Exemption, Tank Removal From and Return to Service, Tank in compliance prior to notification	Y	
8-5-111.5	Limited Exemption, Tank Removal From and Return to Service, Minimize emissions	Y	
8-5-111.6	Limited Exemption, Tank Removal From and Return to Service, Notice of completion not required	Y	
8-5-111.7	Limited Exemption, Tank Removal From and Return to Service, Satisfy requirements of 8-5-328	Y	
8-5-112	Limited Exemption, Tanks in Operation	Y	
8-5-112.2	Limited Exemption, Tanks in Operation, Tank in compliance prior to start of work. Certified per 8-5-404	Y	
8-5-112.4	Limited Exemption, Tanks in Operation, Not to exceed 7 days	Y	
8-5-117	Exemption, Low Vapor Pressure	Y	
8-5-301	Storage Tank Control Requirements	Y	
8-5-304	Requirements for External Floating Roofs; Floating roof requirements	Y	
8-5-304.4	Requirements for External Floating Roofs; Floating roof requirements	Y	
8-5-320	Tank Fitting Requirements	Y	
8-5-320.2	Tank Fitting Requirements – Floating roof tanks, Gasketed covers, seals, lids – Projection below surface except p/v valves and vacuum breaker vents	Y	
8-5-320.3	Tank Fitting Requirements; Gasketed covers, seals, lids	Y	
8-5-320.5	Tank Fitting Requirements; Slotted sampling or gauging wells	Y	
8-5-320.5.2	Tank Fitting Requirements; Slotted sampling or gauging wells - cover, gasket, pole sleeve, pole wiper for EFR wells	Y	
8-5-321	Primary Seal Requirements	Y	
8-5-321.3	Primary Seal Requirements; Metallic-shoe-type seal requirements	Y	
8-5-322	Secondary Seal Requirements	Y	
8-5-328	Tank degassing requirements	Y	
8-5-328.1	Tank degassing requirements; Tanks > 75 cubic meters	Y	
8-5-328.1.2	Tank degassing requirements; Concentration of <10,000 ppm as methane after degassing	Y	
8-5-401	Inspection Requirements for External Floating Roof Tanks		

**Table IV – ~~CM-Cluster-26F-201A~~
Source-specific Applicable Requirements
S637 – Tank A-637, S702 – Tank A-702**

Applicable Requirement	Regulation Title or Description of Requirement	Federally Enforceable (Y/N)	Future Effective Date
8-5-401.1	Inspection Requirements for External Floating Roof Tanks; Primary and Secondary Seal Inspections	Y	
8-5-401.2	Inspection Requirements for External Floating Roof Tanks; Tank Fittings Inspections	Y	
8-5-404	Certification	Y	
8-5-405	Report	Y	
8-5-405.1	Information required	Y	
8-5-405.2	Information required	Y	
8-5-405.3	Information required	Y	
8-5-501	Records	Y	
8-5-503	Portable Hydrocarbon Detector	Y	
40 CFR 63 Subpart G	NESHAPS for Source Categories: SOCMI HON G Requirements for tanks subject to 40 CFR 63 Subpart CC		
63.119	Storage Vessel Provisions--Reference Control Technology	Y	
63.119(a)	Storage Vessel Provisions -- Reference Control Technology	Y	
63.119(a)(1)	Storage Vessel Provisions -- Reference Control Technology-- Group 1, TVP < 76.6 kPa (11psi)	Y	
63.119(c)	Storage Vessel Provisions . Reference Control Technology-- External floating roof	Y	
63.119(c)(1)	Storage Vessel Provisions . Reference Control Technology-- External floating roof seals	Y	
63.119(c)(1)(i)	Storage Vessel Provisions . Reference Control Technology-- External floating roof double seals required	Y	
63.119(c)(1)(ii)	Storage Vessel Provisions . Reference Control Technology-- External floating roof primary seal requirements	Y	
63.119(c)(1)(iii)	Storage Vessel Provisions . Reference Control Technology-- External floating roof primary and secondary seal requirements	Y	
63.119(c)(3)	Storage Vessel Provisions . Reference Control Technology-- External floating roof – roof must rest on liquid	Y	
63.119(c)(3)(i)	Storage Vessel Provisions . Reference Control Technology-- External floating roof exception	Y	
63.119(c)(3)(ii)	Storage Vessel Provisions . Reference Control Technology-- External floating roof exception	Y	
63.119(c)(3)(iii)	Storage Vessel Provisions . Reference Control Technology-- External floating roof exception	Y	
63.119(c)(4)	Storage Vessel Provisions . Reference Control Technology-- External Floating Roof Operations, when not floating	Y	

**Table IV – ~~CM-Cluster-26F-201A~~
Source-specific Applicable Requirements
S637 – Tank A-637, S702 – Tank A-702**

Applicable Requirement	Regulation Title or Description of Requirement	Federally Enforceable (Y/N)	Future Effective Date
63.120	Storage Vessel Provisions - Procedures To Determine Compliance.	Y -	
63.120(b)	Storage Vessel Provisions . Procedures to Determine Compliance--Compliance Demonstration--External floating roof	Y -	
63.120(b)(1)	Storage Vessel Provisions . Procedures to Determine Compliance--External FR seal gap measurement	Y -	
63.120(b)(1)(i)	Storage Vessel Provisions . Procedures to Determine Compliance--External FR with double seals primary seal gap measurement	Y -	
63.120(b)(1)(ii)	Storage Vessel Provisions . Procedures to Determine Compliance--External FR with double seals secondary seal gap	Y -	
63.120(b)(1)(iii)	Storage Vessel Provisions . Procedures to Determine Compliance--External FR seal inspections prior to tank refill after service	Y -	
63.120(b)(1)(iv)	Storage Vessel Provisions . Procedures to Determine Compliance--External FR and seal gap determination methods	Y -	
63.120(b)(2)	Storage Vessel Provisions . Procedures to Determine Compliance--External FR and seal gap determination methods	Y -	
63.120(b)(2)(i)	Storage Vessel Provisions . Procedures to Determine Compliance--External FR and seal gap determination methods	Y -	
63.120(b)(2)(ii)	Storage Vessel Provisions . Procedures to Determine Compliance--External FR with double seals secondary seal gap	Y -	
63.120(b)(2)(iii)	Storage Vessel Provisions . Procedures to Determine Compliance--External FR and seal gap determination methods	Y -	
63.120(b)(3)	Storage Vessel Provisions . Procedures to Determine Compliance--External FR primary seal gap calculation method	Y -	
63.120(b)(4)	Storage Vessel Provisions . Procedures to Determine Compliance--External FR secondary seal gap calculation method	Y -	
63.120(b)(5)	Storage Vessel Provisions . Procedures to Determine Compliance--External FR primary seal requirements	Y -	
63.120(b)(5)(i)	Storage Vessel Provisions . Procedures to Determine Compliance--External FR primary seal requirements metallic shoe	Y -	
63.120(b)(5)(ii)	Storage Vessel Provisions . Procedures to Determine Compliance--External FR primary seal, no holes	Y -	
63.120(b)(6)	Storage Vessel Provisions . Procedures to Determine Compliance--External FR secondary seal requirements	Y -	
63.120(b)(6)(i)	Storage Vessel Provisions . Procedures to Determine Compliance--External FR secondary seal location	Y -	

**Table IV – ~~CM-Cluster-26F-201A~~
Source-specific Applicable Requirements
S637 – Tank A-637, S702 – Tank A-702**

Applicable Requirement	Regulation Title or Description of Requirement	Federally Enforceable (Y/N)	Future Effective Date
63.120(b)(6)(ii)	Storage Vessel Provisions . Procedures to Determine Compliance--External FR secondary seal, no holes	Y -	
63.120(b)(7)	Storage Vessel Provisions . Procedures to Determine Compliance--External FR unsafe to perform seal measurements	Y -	
63.120(b)(7)(i)	Storage Vessel Provisions . Procedures to Determine Compliance--External FR unsafe to perform seal measurements	Y -	
63.120(b)(7)(ii)	Storage Vessel Provisions . Procedures to Determine Compliance--External FR unsafe to perform seal measurements	Y -	
63.120(b)(8)	Storage Vessel Provisions -- Procedures to Determine Compliance External FR Repairs	Y -	
63.120(b)(9)	Storage Vessel Provisions -- Procedures to Determine Compliance External FR seal gap measurement 30 day notification	Y -	
63.120(b)(10)	Storage Vessel Provisions . Procedures to Determine Compliance--External FR and seals visual inspection each time emptied	Y -	
63.120(b)(10)(i)	Storage Vessel Provisions . Procedures to Determine Compliance--External FR and seal repairs [does not apply to gaskets slotted membranes, or sleeve seals for Group 1 Refinery MACT per 40 CFR 63.646(e)]	Y -	
63.120(b)(10)(ii)	Storage Vessel Provisions . Procedures to Determine Compliance--External FR and seal inspections 30 day notification	Y -	
63.120(b)(10)(iii)	Storage Vessel Provisions . Procedures to Determine Compliance--External FR and seal inspections -Notification for unplanned	Y -	
63.123	Storage Vessel Provisions--Recordkeeping.	Y	
63.123(a)	Storage Vessel Provisions . Recordkeeping--Group 1 and Group 2	Y -	
63.123(d)	Storage Vessel Provisions . Recordkeeping--Group 1 External floating Roof	Y	
63.123(g)	Storage Vessel Provisions -- Recordkeeping, Extensions	Y	
40 CFR 63 Subpart CC Refinery MACT	NESHAP for Source Categories - Petroleum Refineries (MACT) (06/03/2003) REQUIREMENTS FOR MACT Group 1 EXTERNAL FLOATING ROOF TANKS	Y	
63.640	Applicability	Y	
63.640(c)(2)	Applicability and Designation of Storage Vessels	Y	
63.641	Definitions:	Y	
63.646	Storage Vessel Provisions	Y	

**Table IV – ~~CM-Cluster-26F-201A~~
Source-specific Applicable Requirements
S637 – Tank A-637, S702 – Tank A-702**

Applicable Requirement	Regulation Title or Description of Requirement	Federally Enforceable (Y/N)	Future Effective Date
63.646(a)	Storage Vessel Provisions--Group 1, Comply with Subpart G 63.119 through 63.121.	<u>Y</u>	
63.646(b)(1)	Storage Vessel Provisions--Determine stored liquid % OHAP for group determination	<u>Y</u>	
63.646(b)(2)	Storage Vessel Provisions--Determine stored liquid % OHAP-method 18 to resolve disputes	<u>Y</u>	
63.646(c)	Storage Vessel Provisions--40 CFR 63 exclusions for storage vessels – 63.119(b)(5); (b)(6); (c)(2); and (d)(2) are not applicable	<u>Y</u>	
63.646(d)	Storage Vessel Provisions—How to handle references in 40 CFR 63 Subpart G for storage vessels	<u>Y</u>	
63.646(e)	Storage Vessel Provisions--Compliance with inspection requirements of 63.120 of Subpart G for gaskets, slotted membranes, and sleeve seals		
63.646(f)	Storage Vessel Provisions--Group 1 floating roof requirements		
63.646(f)(1)	Storage Vessel Provisions--Group 1 floating roof requirements--Cover or lid		
63.646(f)(2)	Storage Vessel Provisions--Group 1 floating roof requirements--Rim space		
63.646(f)(3)	Storage Vessel Provisions-Group 1 floating roof requirements--Automatic bleeder vents		
63.646(g)	Storage Vessel Provisions—Failure to perform inspections and monitoring required by this section shall constitute a violation of the applicable standard of this subpart.		
63.646(h)	Storage Vessel Provisions—References in 63.119 through 63.121 to 63.122(g)(1), 63.151, and references to initial notification requirements do not apply		
63.646(i)	Storage Vessel Provisions—References to the Notification of Compliance Status Report in 63.152(b) shall be replaced with 63.654(f).	<u>Y</u>	
63.646(k)	Storage Vessel Provisions—References to the Periodic Reports in 63.152(c) shall be replaced with 63.654(g).	<u>Y</u>	
63.646(l)	Storage Vessel Provisions--State or local permitting agency notification requirements	<u>Y</u>	
63.654	Reporting and Recordkeeping Requirements	<u>Y</u>	
63.654(f)	Reporting and Recordkeeping Requirements--Notice of compliance status report requirements	<u>Y</u>	
63.654(f)(1)(i)(A)	Reporting and Recordkeeping Requirements--Notice of compliance status report requirements--Reporting--storage vessels	<u>Y</u>	

**Table IV – CM-Cluster-26F-201A
Source-specific Applicable Requirements
S637 – Tank A-637, S702 – Tank A-702**

Applicable Requirement	Regulation Title or Description of Requirement	Federally Enforceable (Y/N)	Future Effective Date
63.654(f)(1)(i)(A)(1)	Reporting and Recordkeeping Requirements--Notice of compliance status report requirements--Reporting--storage vessels	Y	
63.654(g)(1)	Periodic Reporting and Recordkeeping Requirements--storage vessels	Y	
63.654(g)(3)	Periodic Reporting and Recordkeeping Requirements--storage vessels with external floating roofs	Y	
63.654(g)(3)(i)	Periodic Reporting and Recordkeeping Requirements--storage vessels with external floating roofs	Y	
63.654(g)(3)(i)(A)	Periodic Reporting and Recordkeeping Requirements--storage vessels with external floating roofs	Y	
63.654(g)(3)(i)(B)	Periodic Reporting and Recordkeeping Requirements--storage vessels with external floating roofs	Y	
63.654(g)(3)(i)(C)	Periodic Reporting and Recordkeeping Requirements--storage vessels with external floating roofs	Y	
63.654(g)(3)(i)(D)	Periodic Reporting and Recordkeeping Requirements--storage vessels with external floating roofs	Y	
63.654(g)(3)(ii)	Periodic Reporting and Recordkeeping Requirements--storage vessels with external floating roofs	Y	
63.654(g)(3)(iii)	Periodic Reporting and Recordkeeping Requirements--storage vessels with external floating roofs	Y	
63.654(g)(3)(iii)(B)	Periodic Reporting and Recordkeeping Requirements--storage vessels with external floating roofs	Y	
63.654(h)(2)	Reporting and Recordkeeping Requirements--Other reports--Storage vessel notification of inspections.	Y	
63.654(h)(2)(i)	Reporting and Recordkeeping Requirements--Other reports--Storage vessel notification of inspections.	Y	
63.654(h)(2)(i)(A)	Reporting and Recordkeeping Requirements--Other reports--Storage vessel notification of inspections.	Y	
63.654(h)(2)(i)(B)	Reporting and Recordkeeping Requirements--Other reports--Storage vessel notification of inspections.	Y	
63.654(h)(2)(i)(C)	Reporting and Recordkeeping Requirements--Other reports--Storage vessel notification of inspections.	Y	
63.654(h)(2)(ii)	Reporting and Recordkeeping Requirements--Other reports--Storage vessel notification of external floating roof tank seal gap inspections.	Y	
63.654(h)(6)	Reporting and Recordkeeping Requirements--Other reports--Determination of Applicability	Y	

**Table IV – ~~CM-Cluster-26F-201A~~
Source-specific Applicable Requirements
S637 – Tank A-637, S702 – Tank A-702**

Applicable Requirement	Regulation Title or Description of Requirement	Federally Enforceable (Y/N)	Future Effective Date
63.654(h)(6)(ii)	Reporting and Recordkeeping Requirements--Other reports--Determination of Applicability	Y	
63.654(i)(1)	Reporting and Recordkeeping Requirements--Recordkeeping for storage vessels	Y	
63.654(i)(1)(i)	Reporting and Recordkeeping Requirements--Recordkeeping for storage vessels	Y	
63.654(i)(1)(iv)	Reporting and Recordkeeping Requirements--Recordkeeping for Group 2 storage vessels	Y	
63.654(i)(4)	Reporting and Recordkeeping Requirements—Record retention	Y	
63.642(e)	General recordkeeping requirements: Time period for keeping records, unless specified otherwise.	Y	
	63.642(e) & 63.654(i)(4) keep all other records 5 years, retrievable within 24 hr		
	General recordkeeping requirements: Keep all reports and notification for the specified period of time.	Y	
	63.642(e) & 63.654(i)(4) required		
63.646(a)	The source only needs to comply with the provisions as they relate to existing external floating roof tanks.	Y	
	EFR Rim Seals: vapor-mounted primary seal: liquid-mounted primary seal: mechanical shoe primary seal:	Y	
	63.646(a) 63.119(e)(1)(i) – (1)(iii) Not Allowed OK with rim-mounted secondary OK with rim-mounted secondary		
	Must vapor-mounted rim seals be continuous on EFRs?	Y	
	63.646(a) 63.119(e)(1)(iii) YES		
	Are EFR rim seals allowed to be pulled back or temporarily removed during inspection?	Y	
	63.646(a) 63.119(e)(1)(iii) 63.120(b)(4) YES		
	EFR operating requirements: When landing the floating roof on its support legs, is the tank to be emptied & either refilled or degassed AS SOON AS POSSIBLE?	Y	
	63.646(a) 63.119(e)(3) & (e)(4) YES		
	Temporary exemption from operating requirements while the external floating roof is landed on its support legs? *	Y	
	63.646(a) 63.119(e)(3) EXEMPT		

**Table IV – CM-Cluster-26F-201A
Source-specific Applicable Requirements
S637 – Tank A-637, S702 – Tank A-702**

Applicable Requirement	Regulation Title or Description of Requirement	Federally Enforceable (Y/N)	Future Effective Date
	EFR Internal Inspections: up-close visual inspection of the floating roof, seals, & fittings:	63.646(a) & 63.120(b) each time the tank is emptied & degassed	Y
	EXTENSIONS OF TIME: If EFRT is unsafe to inspect & cannot be emptied within 45 days?	63.646(a) & 63.120(b) up to 2 extensions of 30 days each, if needed	Y
	Notification of Inspections: Are notifications of inspections to demonstrate initial compliance required; For EFR seal gap measurements:	63.646(a) 63.120(b)(1) & (9) Required-notifications & reports per Ongoing Reports	Y
	Seal Gap Measurements: FREQUENCY AFTER INITIAL COMPLIANCE; For the EFR Primary Seal:	63.646(a) 63.120(b)(1)(i) every 5 years	Y
	Seal Gap Measurements: For existing EFRTs in compliance by the compliance date:	63.646(a) 63.120(b)(1)(i) & (iii) measure gaps of both seals prior to the compliance date	Y
	Seal Gap Measurements: For new EFRTs:	63.646(a) 63.120(b)(1)(i) & (iii) measure gaps of both seals prior to initial fill	Y
	Seal Gap Measurements: For affected EFRTs with a mechanical shoe or liq mounted primary only rim seal, prior to installing a secondary seal; PRIOR TO COMPLIANCE: UPON COMPLIANCE:	63.646(a) 63.120(b)(1)(ii) annual primary seal gap measurements * 63.646(a) 63.120(b)(1)(ii) measure gaps of both seals within 90 days	Y
	Seal Gap Measurements: FREQUENCY AFTER INITIAL COMPLIANCE; For the EFR Secondary Seal:	63.646(a) 63.120(b)(1)(iii) annually	Y
	Seal Gap Measurements: For EFRTs returned to affected service after 1 yr or more of exempt service:	63.646(a) 63.120(b)(1)(iv) measure gaps of both seals within 90 days	Y
	MEASUREMENT COND'S: Are EFR seal gap measurements to be made with the roof floating?	63.646(a) 63.120(b)(2)(i) YES	Y
	DETERMINATION OF EFR RIM SEAL GAP AREAS: Presence of a gap determined by inserting a 1/8 in. probe?	63.646(a) 63.120(b)(2)(ii) YES	Y

**Table IV – CM-Cluster-26F-201A
Source-specific Applicable Requirements
S637 – Tank A-637, S702 – Tank A-702**

Applicable Requirement	Regulation Title or Description of Requirement	Federally Enforceable (Y/N)	Future Effective Date
	DETERMINATION OF EFR RIM SEAL GAP AREAS: Use probes of various widths to determine the gap area?	63.646(a) 63.120(b)(2)(iii) YES	Y
	DETERMINATION OF EFR RIM SEAL GAP AREAS: Sum the gap areas & divide by the diameter of the tank?	63.646(a) 63.120(b)(3) & (4) YES	Y
	EFR Primary Seal Gap Inspection Criteria: maximum area: maximum gap width:	63.646(a) 63.120(b)(3) 10 in² per foot of vessel diameter 1.5 in.	Y
	EFR Secondary Seal Gap Inspection Criteria: maximum area: maximum gap width:	63.646(a) 63.120(b)(4) 1 in² per foot of 0.5 in.	Y
	Is the metallic shoe of an EFR mechanical shoe seal required to have its bottom in the liquid and extend at least 24 in. above the liquid?	63.646(a) 63.120(b)(5)(i) YES	Y
	Shall there be no holes, tears, or openings in the EFR seals?	63.646(a) 63.120(b)(5)(ii) & (6)(ii) YES	Y
	UNSAFE CONDITIONS: Delay of EFR seal gap measurements allowed for unsafe conditions? If unable to make safe to measure, must the EFRT be emptied?	63.646(a) 63.120(b)(7)(i) up to 30 additional days 63.120(b)(7)(ii) YES, within 45 days of determining unsafe	Y
	EFRT REPAIRS: Time allowed for repair of defects found during in-service inspections of EFRs: If unable to repair, empty the EFRT & remove from service?	63.646(a) 63.120(b)(8) make repairs within 45 days 63.120(b)(8) YES, within 45 days	Y
	EXTENSIONS OF TIME: If EFRT defects cannot be repaired & the tank cannot be emptied within 45 days?	63.646(a) 63.120(b)(8) up to 2 extensions of 30 days each, if needed	Y

**Table IV – ~~CM-Cluster-26F-201A~~
Source-specific Applicable Requirements
S637 – Tank A-637, S702 – Tank A-702**

Applicable Requirement	Regulation Title or Description of Requirement		Federally Enforceable (Y/N)	Future Effective Date
	Notification of Inspections: Are notifications of inspections to demonstrate initial compliance required, For EFR internal inspections:	63.646(a) 63.120(b)(10) internal inspection not required for initial compliance	Y	
	EFRT REPAIRS: Repair of defects if the tank is empty?	63.646(a) 63.120(b)(10)(i) prior to refilling	Y	
63.646(e)	EFR well covers to be gasketed?	63.646(e) not required at existing sources	Y	
	EFR vents to be gasketed?	63.646(e) not required at existing sources	Y	
	EFR deck openings other than for vents to project into liquid?	63.646(e) not required at existing sources	Y	
	EFR access hatch & gauge float well covers to be bolted closed?	63.646(e) not required at existing sources	Y	
	EFR emergency roof drains to have seals covering at least 90% of the opening?	63.646(e) not required at existing sources	Y	
	EFR guidepole wells to have a deck cover gasket and a pole wiper?	63.646(e) not required at existing sources	Y	
	EFRT unslotted guidepoles to have a gasketed cap at the top of the pole?	63.646(e) not required at existing sources	Y	
	EFRT slotted guidepoles to have either an internal float or a pole sleeve?	63.646(e) not required at existing sources	Y	
63.646(e)	Exempts existing source from complying with inspection requirements for gaskets, slotted membranes and sleeve seals.		Y	
63.646(f)	Deck openings (wells) other than for vents, drains, or legs to have covers that are kept closed except for access?	63.646(f)(1) REQUIRED	Y	
	EFR rim space vents to remain closed except when the pressure setting is exceeded?	63.646(f)(2) REQUIRED	Y	
	EFR auto-Bleeder vent (vacuum breaker) to be closed except when the deck is landed?	63.646(f)(3) REQUIRED	Y	
63.646(g)	This notes that the failure to perform inspections and required monitoring is a violation of the application standard.		Y	

**Table IV – CM-Cluster-26F-201A
Source-specific Applicable Requirements
S637 – Tank A-637, S702 – Tank A-702**

Applicable Requirement	Regulation Title or Description of Requirement	Federally Enforceable (Y/N)	Future Effective Date
63.646(t)	Notification of Inspections: Is the State or local authority allowed to waive the notification requirements?	63.646(t) 63.654(h)(2)(i)(C)&(ii) YES	Y
63.654(g), (h), and (i)	The source only needs to comply with provisions as they relate to existing floating roof tanks.		Y
63.654(g)	Report of periodic inspections, etc. AFTER documenting initial compliance?	63.654(g) begin Sept 13, 1999 then semiannual	Y
	Periodic Reports: Report of EFR inspection failures to include:	63.654(g)(2)–(4) date of inspec, identification of tank, description of failure, & date of repair or emptying	Y
	Periodic Reports: EFR report to include a prior request for 30-day extension, w/ documentation of need?	63.654(g)(2)–(4) prior request is not required	Y
	Periodic Reports: Additional information to be included if an extension is utilized for an EFR:	63.654(g)(2)(i) 63.654(g)(3)(ii) document the reason for the extension	Y
	Periodic Reports: Report EFR seal gap inspections if there was no out-of-compliance?	63.654(g)(3)(i) Not required	Y
	Periodic Reports: Report EFR seal gap inspections when there is out-of-compliance?	63.654(g)(3)(i) Required within 60 days after each semiannual period	Y
63.654(h)	Notification of Inspections: Is 30-day notice required for internal inspections of EFRTs (i.e., prior to filling or refilling); but a 7-day verbal notice acceptable if the event is unplanned?	63.654(h)(2)(i) 63.646(a) 63.120(b)(10) REQUIRED	Y
	Notification of Inspections: Is 30-day notice required prior to EFR seal gap measurements?	63.654(h)(2)(ii) 63.646(a) 63.120(b)(9) REQUIRED	Y
	Report applicability for varying-use tanks?	63.654(h)(6)(ii) w/the initial NOC Status report	Y
	Other (initial) Reports: Report applicability for varying-use tanks?	63.654(h)(6)(ii) required with the initial Notification of Compliance Status report	Y

**Table IV – ~~CM Cluster 26F-201A~~
Source-specific Applicable Requirements
S637 – Tank A-637, S702 – Tank A-702**

Applicable Requirement	Regulation Title or Description of Requirement	Federally Enforceable (Y/N)	Future Effective Date
63.654(i)	Applicability records: Time period for keeping records of applicability determination, unless specified otherwise.	63.654(i)(1) 63.123(a) Keep record readily accessible for the service life of the tank	Y
	Applicability records: Records of dimensions & capacity required for nonexempt tanks?	63.654(i)(1) 63.646(a)&63.119(a)(3) 63.123(a) Required Keep record readily accessible for service life of the tank *	Y
	Recordkeeping for inspections: Keep inspection reports as specified.	63.654(i)(1) 63.123(e)–(e) all inspections	Y
	Records of EFR inspection reports:	63.654(i)(1) 63.123(d) all inspections	Y
	Recordkeeping for delayed repairs: When utilizing a delay of repair provision, keep documentation of the reason for the delay.	63.654(i)(1) 63.123 (g) required	Y
	Applicability records: Additional recordkeeping requirements for certain tanks.	63.654(i)(1)(iv) determination of HAP content Keep record readily accessible for service life of the tank	Y
BAAQMD Condition # 19528			
Part 1	Throughput limit (basis: Regulation 2-1-234.3, Regulation 2-1-403, Regulation 2-6-503)	Y	

**Table IV – ~~CN Cluster 26F-201A~~
Source-specific Applicable Requirements
S217 – Tank A-217**

Applicable Requirement	Regulation Title or Description of Requirement	Federally Enforceable (Y/N)	Future Effective Date

**Table IV – ~~CN Cluster 26F-201A~~
Source-specific Applicable Requirements
S217 – Tank A-217**

Applicable Requirement	Regulation Title or Description of Requirement	Federally Enforceable (Y/N)	Future Effective Date
BAAQMD Reg 8 Rule 5	Organic Compounds – STORAGE OF ORGANIC LIQUIDS <u>10/18/2006) Requirements for External Floating Roof Tanks</u> REQUIREMENTS (11/27/02)		
<u>8-5-100</u>	<u>General</u>	<u>Y</u>	
<u>8-5-101</u>	<u>Description</u>	<u>Y</u>	
8-5-111	Limited Exemption, Tank Removal From and Return to Service	<u>NY</u>	
8-5-111.1	Limited Exemption, Tank Removal From and Return to Service; Notice to the APCO	Y	
8-5-111.1.1	Limited Exemption, Tank Removal From and Return to Service; Notice to the APCO; 3 day prior notification	Y	
8-5-111.1.2	Limited Exemption, Tank Removal From and Return to Service; Notice to the APCO; Telephone notification	Y	
8-5-111.2	Limited Exemption, Tank Removal From and Return to Service; Compliance before notification	<u>NY</u>	
8-5-111.3	Limited Exemption, Tank Removal From and Return to Service; Floating roof tanks – continuous and quick filling, emptying and refilling	Y	
8-5-111.5	Limited Exemption, Tank Removal From and Return to Service; Minimization of emissions	<u>NY</u>	
8-5-111.6	Limited Exemption, Tank Removal From and Return to Service; Written notice of completion not required	<u>NY</u>	
8-5-111.7	Limited Exemption, Tank Removal From and Return to Service; Compliance with Section 8-5-328	Y	
8-5-112	Limited Exemption, <u>Preventative Maintenance and Inspection of Tanks in Operation</u>	<u>NY</u>	
8-5-112.1	Limited Exemption, <u>Preventative Maintenance and Inspection of Tanks in Operation</u> ; Notice to the APCO	Y	
8-5-112.1.1	Limited Exemption, <u>Preventative Maintenance and Inspection of Tanks in Operation</u> ; Notice to the APCO; 3 day prior notification	Y	
8-5-112.1.2	Limited Exemption, <u>Preventative Maintenance and Inspection of Tanks in Operation</u> ; Notice to the APCO; Telephone notification	Y	
8-5-112.2	Limited Exemption, <u>Preventative Maintenance and Inspection of Tanks in Operation</u> ; Tank in compliance at time o notification <u>Compliance and certification before commencement of work</u>	<u>NY</u>	
8-5-112.3	Limited Exemption, <u>Preventative Maintenance and Inspection of Tanks in Operation</u> ; No product movement; minimization of emissions	Y	
8-5-112.4	Limited Exemption, <u>Preventative Maintenance and Inspection of Tanks in Operation</u> ; Exemption does not exceed 7 days	<u>NY</u>	

**Table IV – ~~CN Cluster 26F-201A~~
Source-specific Applicable Requirements
S217 – Tank A-217**

Applicable Requirement	Regulation Title or Description of Requirement	Federally Enforceable (Y/N)	Future Effective Date
8-5-112.5	Limited Exemption, Preventative Maintenance and Inspection of Tanks in Operation; Self report if out of compliance during exemption period	<u>N</u>	
8-5-112.6	Limited Exemption, Preventative Maintenance and Inspection of Tanks in Operation; Keep records for each exemption	<u>N</u>	
8-5-112.6.1	Limited Exemption, Preventative Maintenance and Inspection of Tanks in Operation; Keep records for each exemption	<u>N</u>	
8-5-112.6.2	Limited Exemption, Preventative Maintenance and Inspection of Tanks in Operation; Keep records for each exemption	<u>N</u>	
8-5-112.6.3	Limited Exemption, Preventative Maintenance and Inspection of Tanks in Operation; Keep records for each exemption	<u>N</u>	
8-5-112.6.4	Limited Exemption, Preventative Maintenance and Inspection of Tanks in Operation; Keep records for each exemption	<u>N</u>	
8-5-117	Limited Exemption, Low Vapor Pressure	<u>N</u>	
8-5-119	Limited Exemption, Repair Period - Optional	<u>N</u>	
8-5-119.1	Limited Exemption, Repair Period - Optional	<u>N</u>	
8-5-119.2	Limited Exemption, Repair Period - Optional	<u>N</u>	
8-5-119.3	Limited Exemption, Repair Period - Optional	<u>N</u>	
8-5-301	Storage Tank Control Requirements	<u>N</u> Y	
8-5-302	Requirements for Submerged Fill Pipes	Y	
8-5-304	Requirements for External Floating Roofs	<u>N</u> Y	
8-5-304.1	Requirements for External Floating Roofs; Tank fittings	<u>Y</u>	
8-5-304.2	Requirements for External Floating Roofs; Primary seal (8-5-321)	<u>Y</u>	
8-5-304.3	Requirements for External Floating Roofs; Secondary seal (8-5-322)	<u>Y</u>	
8-5-304.4	Requirements for External Floating Roofs; Floating roof	<u>N</u>	
8-5-304.5	Requirements for External Floating Roofs; Tank shell	<u>N</u>	
8-5-304.6	Requirements for External Floating Roofs; Pontoons – no leaks	<u>N</u>	
8-5-304.6.1	Requirements for External Floating Roofs; Pontoons – make gas tight if leaking	<u>N</u>	
8-5-304.6.2	Requirements for External Floating Roofs; Pontoons-repair all leaks at next removal from service	<u>N</u>	
8-5-320	Tank Fitting Requirements	<u>N</u> Y	
8-5-320.2	Floating Roof Tank Fitting Requirements; Projection below liquid surface	<u>N</u>	
8-5-320.3	Floating Roof Tank Fitting Requirements; Gasketed covers, seals, lids	<u>N</u>	

**Table IV – ~~CN Cluster 26F-201A~~
Source-specific Applicable Requirements
S217 – Tank A-217**

Applicable Requirement	Regulation Title or Description of Requirement	Federally Enforceable (Y/N)	Future Effective Date
8-5-320.3.1	Floating Roof Tank Fitting Requirements; Gasketed covers, seals, lids - Gap requirements	<u>Y</u>	
8-5-320.5	Floating Roof Tank Fitting Requirements; Slotted sampling or gauging wells	<u>N</u>	
8-5-320.5.1	Floating Roof Tank Fitting Requirements; Slotted sampling or gauging wells -projection below liquid surface	<u>Y</u>	
8-5-320.5.2	Floating Roof Tank Fitting Requirements; Slotted sampling or gauging wells -cover, gasket, pole sleeve, pole wiper for EFR wells	<u>N</u>	
8-5-320.5.3	Floating Roof Tank Fitting Requirements; Slotted sampling or gauging wells-total secondary seal gap must include well gap	<u>Y</u>	
8-5-321	Primary Seal Requirements	<u>NY</u>	
8-5-321.1	Primary Seal Requirements; No holes, tears, other openings	<u>Y</u>	
8-5-321.2	Primary Seal Requirements; The seal shall be metallic shoe or liquid mounted except as provided in 8-5-305.1.3	<u>Y</u>	
8-5-321.3	Primary Seal Requirements; Metallic-shoe-type seal requirements	<u>N</u>	
8-5-321.3.1	Primary Seal Requirements; Metallic-shoe-type seal requirements--geometry of shoe	<u>Y</u>	
8-5-321.3.2	Primary Seal Requirements; Metallic-shoe-type seal requirements--welded tanks	<u>Y</u>	
8-5-322	Secondary Seal Requirements	<u>NY</u>	
8-5-322.1	Secondary Seal Requirements; No holes, tears, other openings	<u>Y</u>	
8-5-322.2	Secondary Seal Requirements; Insertion of probes	<u>Y</u>	
8-5-322.5	Secondary Seal Requirements; Gap requirements for welded external floating roof tanks with seals installed after 9/4/1985	<u>Y</u>	
8-5-322.6	Secondary Seal Requirements; Extent of seal	<u>Y</u>	
8-5-328	Tank Degassing Requirements	<u>NY</u>	
8-5-328.1	Tank Degassing Requirements; Tanks > 75 cubic meters	<u>N</u>	
8-5-328.2	Tank Degassing Requirements; Ozone Excess Day Prohibition	<u>Y</u>	
8-5-328.3	Tank Degassing Requirements; BAAQMD notification required	<u>N</u>	
8-5-331	Tank Cleaning Requirements	<u>N</u>	
8-5-331.1	Tank Cleaning Requirements; Cleaning material properties	<u>N</u>	
8-5-331.2	Tank Cleaning Requirements; Steam cleaning prohibition	<u>N</u>	
8-5-331.3	Tank Cleaning Requirements; Steam cleaning exceptions	<u>N</u>	
8-5-401	Inspection Requirements for External Floating Roof	<u>NY</u>	
8-5-401.1	Inspection Requirements for External Floating Roof Tanks; Primary and Secondary Seal Inspections	<u>N</u>	

**Table IV – ~~CN Cluster 26F-201A~~
Source-specific Applicable Requirements
S217 – Tank A-217**

Applicable Requirement	Regulation Title or Description of Requirement	Federally Enforceable (Y/N)	Future Effective Date
8-5-401.2	Inspection Requirements for External Floating Roof Tanks; Tank Fittings Inspections	N	
8-5-403	Inspection Requirements for Pressure Vacuum Valves	Y	
8-5-404	Inspection, Abatement Efficiency Determination, and Source Test Reports Certification	NY	
8-5-405	Information Required	Y	
8-5-501	Records	Y	
8-5-501.1	Records; Type and amounts of liquid, type of blanket gas, TVP - Retain 24 months	Y	
8-5-501.2	Records; Internal and External Floating Roof Tanks, Seal Replacement Records - Retain 10 years	Y	
8-5-501.3	Records; Retention	N	
8-5-502	Tank Degassing Annual Source Test Requirement	Y	
8-5-503	Portable Hydrocarbon Detector	Y	
8-5-602	Analysis of Samples, True Vapor Pressure	Y	
8-5-604	Determination of Applicability Based on True Vapor Pressure	Y	
8-5-605	Measurement of Leak Concentration and Residual Concentrations	N	
8-5-605.1	Measurement of Leak Concentration and Residual Concentrations; EPA Method 21 Instrument	N	
8-5-605.2	Measurement of Leak Concentration and Residual Concentrations; Test Methods	N	
8-5-606	Analysis of Samples, Tank Cleaning Agents	N	
8-5-606.1	Analysis of Samples, Tank Cleaning Agents; IBP	N	
8-5-606.2	Analysis of Samples, Tank Cleaning Agents; TVP	N	
8-5-606.3	Analysis of Samples, Tank Cleaning Agents; VOC	N	
SIP Regulation 8 Rule 5	Organic Compounds - Storage of Organic Liquids (06/05/2003)	-	
8-5-111	Limited Exemption, Tank Removal From and Return to Service	Y	
8-5-111.2	Limited Exemption, Tank Removal From and Return to Service, Tank in compliance prior to notification	Y	
8-5-111.5	Limited Exemption, Tank Removal From and Return to Service, Minimize emissions	Y	
8-5-111.6	Limited Exemption, Tank Removal From and Return to Service, Notice of completion not required	Y	
8-5-111.7	Limited Exemption, Tank Removal From and Return to Service, Satisfy requirements of 8-5-328	Y	
8-5-112	Limited Exemption, Tanks in Operation	Y	

**Table IV – ~~CN Cluster 26F-201A~~
Source-specific Applicable Requirements
S217 – Tank A-217**

Applicable Requirement	Regulation Title or Description of Requirement	Federally Enforceable (Y/N)	Future Effective Date
8-5-112.2	Limited Exemption, Tanks in Operation, Tank in compliance prior to start of work. Certified per 8-5-404	Y	
8-5-112.4	Limited Exemption, Tanks in Operation, Not to exceed 7 days	Y	
8-5-117	Exemption, Low Vapor Pressure	Y	
8-5-301	Storage Tank Control Requirements	Y	
8-5-304	Requirements for External Floating Roofs; Floating roof requirements	Y	
8-5-304.4	Requirements for External Floating Roofs; Floating roof requirements	Y	
8-5-320	Tank Fitting Requirements	Y	
8-5-320.2	Tank Fitting Requirements – Floating roof tanks, Gasketed covers, seals, lids – Projection below surface except p/v valves and vacuum breaker vents	Y	
8-5-320.3	Tank Fitting Requirements; Gasketed covers, seals, lids	Y	
8-5-320.5	Tank Fitting Requirements; Slotted sampling or gauging wells	Y	
8-5-320.5.2	Tank Fitting Requirements; Slotted sampling or gauging wells - cover, gasket, pole sleeve, pole wiper for EFR wells	Y	
8-5-321	Primary Seal Requirements	Y	
8-5-321.3	Primary Seal Requirements; Metallic-shoe-type seal requirements	Y	
8-5-322	Secondary Seal Requirements	Y	
8-5-328	Tank degassing requirements	Y	
8-5-328.1	Tank degassing requirements; Tanks > 75 cubic meters	Y	
8-5-328.1.2	Tank degassing requirements; Concentration of <10,000 ppm as methane after degassing	Y	
8-5-401	Inspection Requirements for External Floating Roof Tanks		
8-5-401.1	Inspection Requirements for External Floating Roof Tanks; Primary and Secondary Seal Inspections	Y	
8-5-401.2	Inspection Requirements for External Floating Roof Tanks; Tank Fittings Inspections	Y	
8-5-404	Certification	Y	
8-5-405	Report	Y	
8-5-405.1	Information required	Y	
8-5-405.2	Information required	Y	
8-5-405.3	Information required	Y	
8-5-501	Records	Y	
8-5-503	Portable Hydrocarbon Detector	Y	

**Table IV – ~~CN Cluster 26F-201A~~
Source-specific Applicable Requirements
S217 – Tank A-217**

Applicable Requirement	Regulation Title or Description of Requirement	Federally Enforceable (Y/N)	Future Effective Date
<u>40 CFR 63 Subpart G</u>	<u>NESHAPS for Source Categories: SOCMIHON G Requirements for tanks subject to 40 CFR 63 Subpart CC</u>		
<u>63.119</u>	<u>Storage Vessel Provisions--Reference Control Technology</u>	<u>Y</u> -	
<u>63.119(a)</u>	<u>Storage Vessel Provisions -- Reference Control Technology</u>	<u>Y</u> -	
<u>63.119(a)(1)</u>	<u>Storage Vessel Provisions -- Reference Control Technology-- Group 1, TVP < 76.6 kPa (11psi)</u>	<u>Y</u> -	
<u>63.119(c)</u>	<u>Storage Vessel Provisions . Reference Control Technology-- External floating roof</u>	<u>Y</u> -	
<u>63.119(c)(1)</u>	<u>Storage Vessel Provisions . Reference Control Technology-- External floating roof seals</u>	<u>Y</u> -	
<u>63.119(c)(1)(i)</u>	<u>Storage Vessel Provisions . Reference Control Technology-- External floating roof double seals required</u>	<u>Y</u> -	
<u>63.119(c)(1)(ii)</u>	<u>Storage Vessel Provisions . Reference Control Technology-- External floating roof primary seal requirements</u>	<u>Y</u> -	
<u>63.119(c)(1)(iii)</u>	<u>Storage Vessel Provisions . Reference Control Technology-- External floating roof primary and secondary seal requirements</u>	<u>Y</u> -	
<u>63.119(c)(3)</u>	<u>Storage Vessel Provisions . Reference Control Technology-- External floating roof – roof must rest on liquid</u>	<u>Y</u> -	
<u>63.119(c)(3)(i)</u>	<u>Storage Vessel Provisions . Reference Control Technology-- External floating roof exception</u>	<u>Y</u> -	
<u>63.119(c)(3)(ii)</u>	<u>Storage Vessel Provisions . Reference Control Technology-- External floating roof exception</u>	<u>Y</u> -	
<u>63.119(c)(3)(iii)</u>	<u>Storage Vessel Provisions . Reference Control Technology-- External floating roof exception</u>	<u>Y</u> -	
<u>63.119(c)(4)</u>	<u>Storage Vessel Provisions . Reference Control Technology-- External Floating Roof Operations, when not floating</u>	<u>Y</u> -	
<u>63.120</u>	<u>Storage Vessel Provisions - Procedures To Determine Compliance.</u>	<u>Y</u> -	
<u>63.120(b)</u>	<u>Storage Vessel Provisions . Procedures to Determine Compliance--Compliance Demonstration--External floating roof</u>	<u>Y</u> -	
<u>63.120(b)(1)</u>	<u>Storage Vessel Provisions . Procedures to Determine Compliance--External FR seal gap measurement</u>	<u>Y</u> -	
<u>63.120(b)(1)(i)</u>	<u>Storage Vessel Provisions . Procedures to Determine Compliance--External FR with double seals primary seal gap measurement</u>	<u>Y</u> -	
<u>63.120(b)(1)(ii)</u>	<u>Storage Vessel Provisions . Procedures to Determine Compliance--External FR with double seals secondary seal gap</u>	<u>Y</u> -	

**Table IV – ~~CN Cluster 26F-201A~~
Source-specific Applicable Requirements
S217 – Tank A-217**

Applicable Requirement	Regulation Title or Description of Requirement	Federally Enforceable (Y/N)	Future Effective Date
63.120(b)(1)(iii)	Storage Vessel Provisions . Procedures to Determine Compliance--External FR seal inspections prior to tank refill after service	Y -	
63.120(b)(1)(iv)	Storage Vessel Provisions . Procedures to Determine Compliance--External FR and seal gap determination methods	Y -	
63.120(b)(2)	Storage Vessel Provisions . Procedures to Determine Compliance--External FR and seal gap determination methods	Y -	
63.120(b)(2)(i)	Storage Vessel Provisions . Procedures to Determine Compliance--External FR and seal gap determination methods	Y -	
63.120(b)(2)(ii)	Storage Vessel Provisions . Procedures to Determine Compliance--External FR with double seals secondary seal gap	Y -	
63.120(b)(2)(iii)	Storage Vessel Provisions . Procedures to Determine Compliance--External FR and seal gap determination methods	Y -	
63.120(b)(3)	Storage Vessel Provisions . Procedures to Determine Compliance--External FR primary seal gap calculation method	Y -	
63.120(b)(4)	Storage Vessel Provisions . Procedures to Determine Compliance--External FR secondary seal gap calculation method	Y -	
63.120(b)(5)	Storage Vessel Provisions . Procedures to Determine Compliance--External FR primary seal requirements	Y -	
63.120(b)(5)(i)	Storage Vessel Provisions . Procedures to Determine Compliance--External FR primary seal requirements metallic shoe	Y -	
63.120(b)(5)(ii)	Storage Vessel Provisions . Procedures to Determine Compliance--External FR primary seal, no holes	Y -	
63.120(b)(6)	Storage Vessel Provisions . Procedures to Determine Compliance--External FR secondary seal requirements	Y -	
63.120(b)(6)(i)	Storage Vessel Provisions . Procedures to Determine Compliance--External FR secondary seal location	Y -	
63.120(b)(6)(ii)	Storage Vessel Provisions . Procedures to Determine Compliance--External FR secondary seal, no holes	Y -	
63.120(b)(7)	Storage Vessel Provisions . Procedures to Determine Compliance--External FR unsafe to perform seal measurements	Y -	
63.120(b)(7)(i)	Storage Vessel Provisions . Procedures to Determine Compliance--External FR unsafe to perform seal measurements	Y -	
63.120(b)(7)(ii)	Storage Vessel Provisions . Procedures to Determine Compliance--External FR unsafe to perform seal measurements	Y -	
63.120(b)(8)	Storage Vessel Provisions -- Procedures to Determine Compliance External FR Repairs	Y -	

**Table IV – ~~CN Cluster 26F-201A~~
Source-specific Applicable Requirements
S217 – Tank A-217**

Applicable Requirement	Regulation Title or Description of Requirement	Federally Enforceable (Y/N)	Future Effective Date
63.120(b)(9)	Storage Vessel Provisions -- Procedures to Determine Compliance External FR seal gap measurement 30 day notification	Y -	
63.120(b)(10)	Storage Vessel Provisions . Procedures to Determine Compliance--External FR and seals visual inspection each time emptied	Y -	
63.120(b)(10)(i)	Storage Vessel Provisions . Procedures to Determine Compliance--External FR and seal repairs [does not apply to gaskets slotted membranes, or sleeve seals for Group 1 Refinery MACT per 40 CFR 63.646(e)]	Y -	
63.120(b)(10)(ii)	Storage Vessel Provisions . Procedures to Determine Compliance--External FR and seal inspections 30 day notification	Y -	
63.120(b)(10)(iii)	Storage Vessel Provisions . Procedures to Determine Compliance--External FR and seal inspections -Notification for unplanned	Y -	
63.123	Storage Vessel Provisions--Recordkeeping.	Y	
63.123(a)	Storage Vessel Provisions . Recordkeeping--Group 1 and Group 2	Y -	
63.123(d)	Storage Vessel Provisions . Recordkeeping--Group 1 External floating Roof	Y	
63.123(g)	Storage Vessel Provisions -- Recordkeeping, Extensions	Y	
40 CFR 63 Subpart CC Refinery MACT	NESHAP for <u>Source Categories - Petroleum Refineries</u>(MACT) (06/03/2003) REQUIREMENTS FOR <u>MACT Group 1</u> EXTERNAL FLOATING ROOF TANKS	Y	
63.640	Applicability	Y	
63.640(c)(2)	Applicability and Designation of Storage Vessels	Y	
63.641	Definitions:	Y	
63.646	Storage Vessel Provisions	Y	
63.646(a)	Storage Vessel Provisions--Group 1, Comply with Subpart G 63.119 through 63.121.	Y	
63.646(b)(1)	Storage Vessel Provisions--Determine stored liquid % OHAP for group determination	Y	
63.646(b)(2)	Storage Vessel Provisions--Determine stored liquid % OHAP- method 18 to resolve disputes	Y	
63.646(c)	Storage Vessel Provisions--40 CFR 63 exclusions for storage vessels – 63.119(b)(5); (b)(6); (c)(2); and (d)(2) are not applicable	Y	
63.646(d)	Storage Vessel Provisions—How to handle references in 40 CFR 63 Subpart G for storage vessels	Y	

**Table IV – ~~CN Cluster 26F-201A~~
Source-specific Applicable Requirements
S217 – Tank A-217**

Applicable Requirement	Regulation Title or Description of Requirement	Federally Enforceable (Y/N)	Future Effective Date
63.646(e)	Storage Vessel Provisions--Compliance with inspection requirements of 63.120 of Subpart G for gaskets, slotted membranes, and sleeve seals		
63.646(f)	Storage Vessel Provisions--Group 1 floating roof requirements		
63.646(f)(1)	Storage Vessel Provisions--Group 1 floating roof requirements--Cover or lid		
63.646(f)(2)	Storage Vessel Provisions--Group 1 floating roof requirements--Rim space		
63.646(f)(3)	Storage Vessel Provisions-Group 1 floating roof requirements--Automatic bleeder vents		
63.646(g)	Storage Vessel Provisions—Failure to perform inspections and monitoring required by this section shall constitute a violation of the applicable standard of this subpart.		
63.646(h)	Storage Vessel Provisions—References in 63.119 through 63.121 to 63.122(g)(1), 63.151, and references to initial notification requirements do not apply		
63.646(i)	Storage Vessel Provisions—References to the Notification of Compliance Status Report in 63.152(b) shall be replaced with 63.654(f).	<u>Y</u>	
63.646(k)	Storage Vessel Provisions—References to the Periodic Reports in 63.152(c) shall be replaced with 63.654(g).	<u>Y</u>	
63.646(l)	Storage Vessel Provisions--State or local permitting agency notification requirements	<u>Y</u>	
63.654	Reporting and Recordkeeping Requirements	<u>Y</u>	
63.654(f)	Reporting and Recordkeeping Requirements--Notice of compliance status report requirements	<u>Y</u>	
63.654(f)(1)(i)(A)	Reporting and Recordkeeping Requirements--Notice of compliance status report requirements--Reporting--storage vessels	<u>Y</u>	
63.654(f)(1)(i)(A)(1)	Reporting and Recordkeeping Requirements--Notice of compliance status report requirements--Reporting--storage vessels	<u>Y</u>	
63.654(g)(1)	Periodic Reporting and Recordkeeping Requirements--storage vessels	<u>Y</u>	
63.654(g)(3)	Periodic Reporting and Recordkeeping Requirements--storage vessels with external floating roofs	<u>Y</u>	
63.654(g)(3)(i)	Periodic Reporting and Recordkeeping Requirements--storage vessels with external floating roofs	<u>Y</u>	

**Table IV – ~~CN Cluster 26F-201A~~
Source-specific Applicable Requirements
S217 – Tank A-217**

Applicable Requirement	Regulation Title or Description of Requirement	Federally Enforceable (Y/N)	Future Effective Date
63.654(g)(3)(i)(A)	Periodic Reporting and Recordkeeping Requirements--storage vessels with external floating roofs	Y	
63.654(g)(3)(i)(B)	Periodic Reporting and Recordkeeping Requirements--storage vessels with external floating roofs	Y	
63.654(g)(3)(i)(C)	Periodic Reporting and Recordkeeping Requirements--storage vessels with external floating roofs	Y	
63.654(g)(3)(i)(D)	Periodic Reporting and Recordkeeping Requirements--storage vessels with external floating roofs	Y	
63.654(g)(3)(ii)	Periodic Reporting and Recordkeeping Requirements--storage vessels with external floating roofs	Y	
63.654(g)(3)(iii)	Periodic Reporting and Recordkeeping Requirements--storage vessels with external floating roofs	Y	
63.654(g)(3)(iii)(B)	Periodic Reporting and Recordkeeping Requirements--storage vessels with external floating roofs	Y	
63.654(h)(2)	Reporting and Recordkeeping Requirements--Other reports--Storage vessel notification of inspections.	Y	
63.654(h)(2)(i)	Reporting and Recordkeeping Requirements--Other reports--Storage vessel notification of inspections.	Y	
63.654(h)(2)(i)(A)	Reporting and Recordkeeping Requirements--Other reports--Storage vessel notification of inspections.	Y	
63.654(h)(2)(i)(B)	Reporting and Recordkeeping Requirements--Other reports--Storage vessel notification of inspections.	Y	
63.654(h)(2)(i)(C)	Reporting and Recordkeeping Requirements--Other reports--Storage vessel notification of inspections.	Y	
63.654(h)(2)(ii)	Reporting and Recordkeeping Requirements--Other reports--Storage vessel notification of external floating roof tank seal gap inspections.	Y	
63.654(h)(6)	Reporting and Recordkeeping Requirements--Other reports--Determination of Applicability	Y	
63.654(h)(6)(ii)	Reporting and Recordkeeping Requirements--Other reports--Determination of Applicability	Y	
63.654(i)(1)	Reporting and Recordkeeping Requirements--Recordkeeping for storage vessels	Y	
63.654(i)(1)(i)	Reporting and Recordkeeping Requirements--Recordkeeping for storage vessels	Y	
63.654(i)(1)(iv)	Reporting and Recordkeeping Requirements--Recordkeeping for Group 2 storage vessels	Y	
63.654(i)(4)	Reporting and Recordkeeping Requirements—Record retention	Y	

**Table IV – ~~CN Cluster 26F-201A~~
Source-specific Applicable Requirements
S217 – Tank A-217**

Applicable Requirement	Regulation Title or Description of Requirement	Federally Enforceable (Y/N)	Future Effective Date
63.642(e)	General recordkeeping requirements: Time period for keeping records, unless specified otherwise.	63.642(e) & 63.654(i)(4) keep all other records 5 years, retrievable within 24 hr	Y
	General recordkeeping requirements: Keep all reports and notification for the specified period of time.	63.642(e) & 63.654(i)(4) required	Y
63.646(a)	The source only needs to comply with the provisions as they relate to existing external floating roof tanks:		Y
	EFR Rim Seals: vapor-mounted primary seal: liquid-mounted primary seal: mechanical shoe primary seal:	63.646(a) 63.119(e)(1)(i) – (1)(iii) Not Allowed OK with rim-mounted secondary OK with rim-mounted secondary	Y
	Must vapor-mounted rim seals be continuous on EFRs?	63.646(a) 63.119(e)(1)(iii) YES	Y
	Are EFR rim seals allowed to be pulled back or temporarily removed during inspection?	63.646(a) 63.119(e)(1)(iii) 63.120(b)(4) YES	Y
	EFR operating requirements: When landing the floating roof -on its support legs, is the tank -to be emptied & either refilled -or degassed AS SOON AS POSSIBLE?	63.646(a) 63.119(e)(3) & (e)(4) YES	Y
	Temporary exemption from operating requirements while the external floating roof is landed on its support legs? *	63.646(a) 63.119(e)(3) EXEMPT	Y
	EFR Internal Inspections: up-close visual inspection of the floating roof, seals, & fittings:	63.646(a) & 63.120(b) each time the tank is emptied & degassed	Y
	EXTENSIONS OF TIME: If EFR is unsafe to inspect & cannot be emptied within 45 days?	63.646(a) & 63.120(b) up to 2 extensions of 30 days each, if needed	Y
	Notification of Inspections: Are notifications of inspections to demonstrate initial compliance required. For EFR seal gap measurements:	63.646(a) 63.120(b)(1) & (9) Required- notifications & reports per Ongoing Reports	Y

**Table IV – ~~CN Cluster 26F-201A~~
Source-specific Applicable Requirements
S217 – Tank A-217**

Applicable Requirement	Regulation Title or Description of Requirement	Federally Enforceable (Y/N)	Future Effective Date
	Seal-Gap Measurements: FREQUENCY AFTER INITIAL COMPLIANCE, For the EFR Primary Seal:	63.646(a) 63.120(b)(1)(i) every 5 years	Y
	Seal-Gap Measurements: For existing EFRTs in compliance by the compliance date:	63.646(a) 63.120(b)(1)(i) & (iii) measure gaps of both seals prior to the compliance date	Y
	Seal-Gap Measurements: For new EFRTs:	63.646(a) 63.120(b)(1)(i) & (iii) measure gaps of both seals prior to initial fill	Y
	Seal-Gap Measurements: For affected EFRTs with a mechanical shoe or liq mounted primary only rim seal, prior to installing a secondary seal; PRIOR TO COMPLIANCE: UPON COMPLIANCE:	63.646(a) 63.120(b)(1)(ii) annual primary seal gap measurements * 63.646(a) 63.120(b)(1)(ii) measure gaps of both seals within 90 days	Y
	Seal-Gap Measurements: FREQUENCY AFTER INITIAL COMPLIANCE, For the EFR Secondary Seal:	63.646(a) 63.120(b)(1)(iii) annually	Y
	Seal-Gap Measurements: For EFRTs returned to affected service after 1 yr or more of exempt service:	63.646(a) 63.120(b)(1)(iv) measure gaps of both seals within 90 days	Y
	MEASUREMENT COND'S: Are EFR seal gap measurements to be made with the roof floating?	63.646(a) 63.120(b)(2)(i) YES	Y
	DETERMINATION OF EFR RIM SEAL GAP AREAS: Presence of a gap determined by inserting a 1/8 in. probe?	63.646(a) 63.120(b)(2)(ii) YES	Y
	DETERMINATION OF EFR RIM SEAL GAP AREAS: Use probes of various widths to determine the gap area?	63.646(a) 63.120(b)(2)(iii) YES	Y
	DETERMINATION OF EFR RIM SEAL GAP AREAS: Sum the gap areas & divide by the diameter of the tank?	63.646(a) 63.120(b)(3) & (4) YES	Y

**Table IV – ~~CN Cluster 26F-201A~~
 Source-specific Applicable Requirements
 S217 – Tank A-217**

Applicable Requirement	Regulation Title or Description of Requirement	Federally Enforceable (Y/N)	Future Effective Date
	EFR Primary Seal Gap Inspection Criteria: maximum area: maximum gap width:	63.646(a) 63.120(b)(3) 10 in² per foot of 1.5 in.	Y
	EFR Secondary Seal Gap Inspection Criteria: maximum area: maximum gap width:	63.646(a) 63.120(b)(4) 1 in² per foot of vessel diameter 0.5 in.	Y
	Is the metallic shoe of an EFR mechanical shoe seal required to have its bottom in the liquid and extend at least 24 in. above the liquid?	63.646(a) 63.120(b)(5)(i) YES	Y
	Shall there be no holes, tears, or openings in the EFR seals?	63.646(a) 63.120(b)(5)(ii) & (6)(ii) YES	Y
	UNSAFE CONDITIONS: Delay of EFR seal gap measurements allowed for unsafe conditions? If unable to make safe to measure, must the EFRT be emptied?	63.646(a) 63.120(b)(7)(i) up to 30 additional days 63.120(b)(7)(ii) YES, within 45 days of determining unsafe	Y
	EFRT REPAIRS: Time allowed for repair of defects found during in-service inspections of EFRs: If unable to repair, empty the EFRT & remove from service?	63.646(a) 63.120(b)(8) make repairs within 45 days 63.120(b)(8) YES, within 45 days	Y
	EXTENSIONS OF TIME: If EFRT defects cannot be repaired & the tank cannot be emptied within 45 days?	63.646(a) 63.120(b)(8) up to 2 extensions of 30 days each, if needed	Y
	Notification of Inspections: Are notifications of inspections to demonstrate initial compliance required, For EFR internal inspections:	63.646(a) 63.120(b)(10) internal inspection not required for initial compliance	Y
	EFRT REPAIRS: Repair of defects if the tank is empty?	63.646(a) 63.120(b)(10)(i) prior to refilling	Y
63.646(e)	EFR well covers to be gasketed?	63.646(e) not required at existing sources	Y

**Table IV – ~~CN Cluster 26F-201A~~
Source-specific Applicable Requirements
S217 – Tank A-217**

Applicable Requirement	Regulation Title or Description of Requirement	Federally Enforceable (Y/N)	Future Effective Date
	EFR vents to be gasketed?	63.646(e) not required at existing sources	Y
	EFR deck openings other than for vents to project into liquid?	63.646(e) not required at existing sources	Y
	EFR access hatch & gauge float well covers to be bolted closed?	63.646(e) not required at existing sources	Y
	EFR emergency roof drains to have seals covering at least 90% of the opening?	63.646(e) not required at existing sources	Y
	EFR guidepole wells to have a deck cover gasket and a pole wiper?	63.646(e) not required at existing sources	Y
	EFRT unslotted guidepoles to have a gasketed cap at the top of the pole?	63.646(e) not required at existing sources	Y
	EFRT slotted guidepoles to have either an internal float or a pole sleeve?	63.646(e) not required at existing sources	Y
63.646(e)	Exempts existing source from complying with inspection requirements for gaskets, slotted membranes and sleeve seals.		Y
63.646(f)	Deck openings (wells) other than for vents, drains, or legs to have covers that are kept closed except for access?	63.646(f)(1) REQUIRED	Y
	EFR rim space vents to remain closed except when the pressure setting is exceeded?	63.646(f)(2) REQUIRED	Y
	EFR auto-bleeder vent (vacuum breaker) to be closed except when the deck is landed?	63.646(f)(3) REQUIRED	Y
63.646(g)	This notes that the failure to perform inspections and required monitoring is a violation of the application standard.		Y
63.646(l)	Notification of Inspections: Is the State or local authority allowed to waive the notification requirements?	63.646(l) 63.654(h)(2)(i)(C)&(ii) YES	Y
63.654(g), (h), and (i)	The source only needs to comply with provisions as they relate to existing floating roof tanks.		Y
63.654(g)	Report of periodic inspections, etc. AFTER documenting initial compliance?	63.654(g) begin Sept 13, 1999 then semiannual	Y

**Table IV – ~~CN Cluster 26F-201A~~
Source-specific Applicable Requirements
S217 – Tank A-217**

Applicable Requirement	Regulation Title or Description of Requirement	Federally Enforceable (Y/N)	Future Effective Date
	Periodic Reports: Report of EFR inspection failures to include:	63.654(g)(2)–(4) date of inspec, identification of tank, description of failure, & date of repair or emptying	Y
	Periodic Reports: EFR report to include a prior request for 30-day extension, w/ documentation of need?	63.654(g)(2)–(4) prior request is not required	Y
	Periodic Reports: Additional information to be included if an extension is utilized for an EFR:	63.654(g)(2)(i) 63.654(g)(3)(ii) document the reason for the extension	Y
	Periodic Reports: Report EFR seal gap inspections if there was no out of compliance?	63.654(g)(3)(i) Not required	Y
	Periodic Reports: Report EFR seal gap inspections when there is out of compliance?	63.654(g)(3)(i) Required within 60 days after each semiannual period	Y
63.654(h)	Notification of Inspections: Is 30-day notice required for internal inspections of EFRTs (i.e., prior to filling or refilling); but a 7-day verbal notice acceptable if the event is unplanned?	63.654(h)(2)(i) 63.646(a) 63.120(b)(10) REQUIRED	Y
	Notification of Inspections: Is 30-day notice required prior to EFR seal gap measurements?	63.654(h)(2)(ii) 63.646(a) 63.120(b)(9) REQUIRED	Y
	Report applicability for varying-use tanks?	63.654(h)(6)(ii) w/the initial NOC Status report	Y
	Other (initial) Reports: Report applicability for varying use tanks?	63.654(h)(6)(ii) required with the initial Notification of Compliance Status report	Y
63.654(i)	Applicability records: Time period for keeping records of applicability determination, unless specified otherwise.	63.654(i)(1) 63.123(a) Keep record readily accessible for the service life of the tank	Y
	Applicability records: Records of dimensions & capacity required for nonexempt tanks?	63.654(i)(1) 63.646(a)&63.119(a)(3) 63.123(a) Required Keep record readily accessible for service life of the tank *	Y

**Table IV – ~~CN Cluster 26F-201A~~
Source-specific Applicable Requirements
S217 – Tank A-217**

Applicable Requirement	Regulation Title or Description of Requirement	Federally Enforceable (Y/N)	Future Effective Date
	Recordkeeping for inspections: Keep inspection reports as specified.	63.654(i)(1) 63.123(e) — (e) all inspections	Y
	Records of EFR inspection reports:	63.654(i)(1) 63.123(d) all inspections	Y
	Recordkeeping for delayed repairs: When utilizing a delay of repair provision, keep documentation of the reason for the delay.	63.654(i)(1) 63.123 (g) required	Y
	Applicability records: Additional recordkeeping requirements for certain tanks.	63.654(i)(1)(iv) determination of HAP content Keep record readily accessible for service life of the tank	Y
BAAQMD Condition # 19528			
Part 1	Throughput limit (basis: Regulation 2-1-234.3, Regulation 2-1-403 Regulation 2-6-503)	Y	

**Table IV – CO Cluster 26
Source-specific Applicable Requirements
S135 – Tank A-135**

Applicable Requirement	Regulation Title or Description of Requirement	Federally Enforceable (Y/N)	Future Effective Date
BAAQMD Reg 8 Rule 5	Organic Compounds – STORAGE OF ORGANIC LIQUIDS REQUIREMENTS (11/27/02)		
8-5-111	Limited Exemption, Tank Removal From and Return to Service	Y	
8-5-111.1	Limited Exemption, Tank Removal From and Return to Service; Notice to the APCO	Y	
8-5-111.1.1	Limited Exemption, Tank Removal From and Return to Service; Notice to the APCO; 3 day prior notification	Y	
8-5-111.1.2	Limited Exemption, Tank Removal From and Return to Service; Notice to the APCO; Telephone notification	Y	
8-5-111.2	Limited Exemption, Tank Removal From and Return to Service; Compliance before notification	Y	

Table IV—CO Cluster 26
Source-specific Applicable Requirements
S135—Tank A-135

Applicable Requirement	Regulation Title or Description of Requirement	Federally Enforceable (Y/N)	Future Effective Date
8-5-111.3	Limited Exemption, Tank Removal From and Return to Service; Floating roof tanks—continuous and quick filling, emptying and refilling	Y	
8-5-111.5	Limited Exemption, Tank Removal From and Return to Service; Minimization of emissions	Y	
8-5-111.6	Limited Exemption, Tank Removal From and Return to Service; Written notice of completion not required	Y	
8-5-111.7	Limited Exemption, Tank Removal From and Return to Service; Compliance with Section 8-5-328	Y	
8-5-112	Limited Exemption, Tanks in Operation	Y	
8-5-112.1	Limited Exemption, Tanks in Operation; Notice to the APCO	Y	
8-5-112.1.1	Limited Exemption, Tanks in Operation; Notice to the APCO; 3-day prior notification	Y	
8-5-112.1.2	Limited Exemption, Tanks in Operation; Notice to the APCO; Telephone notification	Y	
8-5-112.2	Limited Exemption, Tanks in Operation; Compliance and certification before commencement of work	Y	
8-5-112.3	Limited Exemption, Tanks in Operation; No product movement; minimization of emissions	Y	
8-5-112.4	Limited Exemption, Tanks in Operation; Exemption does not exceed 7 days	Y	
8-5-301	Storage Tank Control Requirements	Y	
8-5-302	Requirements for Submerged Fill Pipes	Y	
8-5-304	Requirements for External Floating Roofs	Y	
8-5-320	Tank Fitting Requirements	Y	
8-5-321	Primary Seal Requirements	Y	
8-5-322	Secondary Seal Requirements	Y	
8-5-328	Tank Degassing Requirements	Y	
8-5-401	Inspection Requirements for External Floating Roof	Y	
8-5-403	Inspection Requirements for Pressure Vacuum Valves	Y	
8-5-404	Certification	Y	
8-5-405	Information Required	Y	
8-5-501	Records	Y	
8-5-502	Tank Degassing Annual Source Test Requirement	Y	
8-5-503	Portable Hydrocarbon Detector	Y	
<i>Refinery MACT</i>	NESHAP for Petroleum Refineries REQUIREMENTS FOR EXTERNAL FLOATING ROOF TANKS	Y	

Table IV—CO Cluster 26
Source-specific Applicable Requirements
S135—Tank A-135

Applicable Requirement	Regulation Title or Description of Requirement	Federally Enforceable (Y/N)	Future Effective Date
63.642(e)	General recordkeeping requirements: Time period for keeping records, unless specified otherwise.	63.642(e) & 63.654(i)(4) keep all other records 5 years, retrievable within 24 hr	Y
	General recordkeeping requirements: Keep all reports and notification for the specified period of time.	63.642(e) & 63.654(i)(4) required	Y
63.646(a)	The source only needs to comply with the provisions as they relate to existing external floating roof tanks:		Y
63.646(a)	EFR Rim Seals: vapor-mounted primary seal: liquid-mounted primary seal: mechanical shoe primary seal:	63.646(a) 63.119(e)(1)(i)–(1)(iii) Not Allowed OK with rim-mounted secondary OK with rim-mounted secondary	Y
	Must vapor-mounted rim seals be continuous on EFRs?	63.646(a) 63.119(e)(1)(iii) YES	Y
	Are EFR rim seals allowed to be pulled back or temporarily removed during inspection?	63.646(a) 63.119(e)(1)(iii) 63.120(b)(4) YES	Y
	EFR operating requirements: When landing the floating roof on its support legs, is the tank to be emptied & either refilled or degassed AS SOON AS POSSIBLE?	63.646(a) 63.119(e)(3) & (e)(4) YES	Y
	Temporary exemption from operating requirements while the external floating roof is landed on its support legs? *	63.646(a) 63.119(e)(3) EXEMPT	Y
	EFR Internal Inspections: up-close visual inspection of the floating roof, seals, & fittings:	63.646(a) & 63.120(b) each time the tank is emptied & degassed	Y
	EXTENSIONS OF TIME: If EFR is unsafe to inspect & cannot be emptied within 45 days?	63.646(a) & 63.120(b) up to 2 extensions of 30 days each, if needed	Y
	Notification of Inspections: Are notifications of inspections to demonstrate initial compliance required. For EFR seal gap measurements:	63.646(a) 63.120(b)(1) & (9) Required- notifications & reports per Ongoing Reports	Y

Table IV—CO Cluster 26
Source-specific Applicable Requirements
S135—Tank A-135

Applicable Requirement	Regulation Title or Description of Requirement	Federally Enforceable (Y/N)	Future Effective Date
	Seal Gap Measurements: FREQUENCY AFTER INITIAL COMPLIANCE, For the EFR Primary Seal:	63.646(a) 63.120(b)(1)(i) every 5 years	Y
	Seal Gap Measurements: For existing EFRTs in compliance by the compliance date:	63.646(a) 63.120(b)(1)(i) & (iii) measure gaps of both seals prior to the compliance date	Y
	Seal Gap Measurements: For new EFRTs:	63.646(a) 63.120(b)(1)(i) & (iii) measure gaps of both seals prior to initial fill	Y
	Seal Gap Measurements: For affected EFRTs with a mechanical shoe or liq mounted primary only rim seal, prior to installing a secondary seal; PRIOR TO COMPLIANCE: UPON COMPLIANCE:	63.646(a) 63.120(b)(1)(ii) annual primary seal gap measurements* 63.646(a) 63.120(b)(1)(ii) measure gaps of both seals within 90 days	Y
	Seal Gap Measurements: FREQUENCY AFTER INITIAL COMPLIANCE, For the EFR Secondary Seal:	63.646(a) 63.120(b)(1)(iii) annually	Y
	Seal Gap Measurements: For EFRTs returned to affected service after 1 yr or more of exempt service:	63.646(a) 63.120(b)(1)(iv) measure gaps of both seals within 90 days	Y
	MEASUREMENT COND'S: Are EFR seal gap measurements to be made with the roof floating?	63.646(a) 63.120(b)(2)(i) YES	Y
	DETERMINATION OF EFR -RIM SEAL GAP AREAS: Presence of a gap determined by inserting a 1/8 in. probe?	63.646(a) 63.120(b)(2)(ii) YES	Y
	DETERMINATION OF EFR -RIM SEAL GAP AREAS: Use probes of various widths to determine the gap area?	63.646(a) 63.120(b)(2)(iii) YES	Y
	DETERMINATION OF EFR -RIM SEAL GAP AREAS: Sum the gap areas & divide by the diameter of the tank?	63.646(a) 63.120(b)(3) & (4) YES	Y

Table IV—CO Cluster 26
Source-specific Applicable Requirements
S135—Tank A-135

Applicable Requirement	Regulation Title or Description of Requirement	Federally Enforceable (Y/N)	Future Effective Date
	EFR Primary Seal Gap Inspection Criteria: maximum area: maximum gap width:	63.646(a) 63.120(b)(3) 10 in² per foot of vessel diameter 1.5 in.	Y
	EFR Secondary Seal Gap Inspection Criteria: maximum area: maximum gap width:	63.646(a) 63.120(b)(4) 1 in² per foot of vessel diameter 0.5 in.	Y
	Is the metallic shoe of an EFR mechanical shoe seal required to have its bottom in the liquid and extend at least 24 in. above the liquid?	63.646(a) 63.120(b)(5)(i) YES	Y
	Shall there be no holes, tears, or openings in the EFR seals?	63.646(a) 63.120(b)(5)(ii) & (6)(ii) YES	Y
	UNSAFE CONDITIONS: Delay of EFR seal gap measurements allowed for unsafe conditions? If unable to make safe to measure, must the EFRT be emptied?	63.646(a) 63.120(b)(7)(i) up to 30 additional days 63.120(b)(7)(ii) YES, within 45 days of determining unsafe	Y
	EFRT REPAIRS: Time allowed for repair of defects found during in-service inspections of EFRs: If unable to repair, empty the EFRT & remove from service?	63.646(a) 63.120(b)(8) make repairs within 45 days 63.120(b)(8) YES, within 45 days	Y
	EXTENSIONS OF TIME: If EFRT defects cannot be repaired & the tank cannot be emptied within 45 days?	63.646(a) 63.120(b)(8) up to 2 extensions of 30 days each, if needed	Y
	Notification of Inspections: Are notifications of inspections to demonstrate initial compliance required, For EFR internal inspections:	63.646(a) 63.120(b)(10) internal inspection not required for initial compliance	Y
	EFRT REPAIRS: Repair of defects if the tank is empty?	63.646(a) 63.120(b)(10)(i) prior to refilling	Y
63.646(e)	EFR well covers to be gasketed?	63.646(e) not required at existing sources	Y

Table IV—CO Cluster 26
Source-specific Applicable Requirements
S135—Tank A-135

Applicable Requirement	Regulation Title or Description of Requirement	Federally Enforceable (Y/N)	Future Effective Date
	EFR vents to be gasketed?	63.646(e) not required at existing sources	Y
	EFR deck openings other than for vents to project into liquid?	63.646(e) not required at existing sources	Y
	EFR access hatch & gauge float well covers to be bolted closed?	63.646(e) not required at existing sources	Y
	EFR emergency roof drains to have seals covering at least 90% of the opening?	63.646(e) not required at existing sources	Y
	EFR guidepole wells to have a deck cover gasket and a pole wiper?	63.646(e) not required at existing sources	Y
	EFRT unslotted guidepoles to have a gasketed cap at the top of the pole?	63.646(e) not required at existing sources	Y
	EFRT slotted guidepoles to have either an internal float or a pole sleeve?	63.646(e) not required at existing sources	Y
63.646(e)	Exempts existing source from complying with inspection requirements for gaskets, slotted membranes and sleeve seals.		Y
63.646(f)	Deck openings (wells) other than for vents, drains, or legs to have covers that are kept closed except for access?	63.646(f)(1) REQUIRED	Y
	EFR rim space vents to remain closed except when the pressure setting is exceeded?	63.646(f)(2) REQUIRED	Y
	EFR auto-bleeder vent (vacuum breaker) to be closed except when the deck is landed?	63.646(f)(3) REQUIRED	Y
63.646(g)	This notes that the failure to perform inspections and required monitoring is a violation of the application standard.		Y
63.646(t)	Notification of Inspections: Is the State or local authority allowed to waive the notification requirements?	63.646(t) 63.654(h)(2)(i)(C)&(ii) YES	Y
63.654(g), (h), and (i)	The source only needs to comply with provisions as they relate to existing floating roof tanks.		Y
63.654(g)	Report of periodic inspections, etc. AFTER documenting initial compliance?	63.654(g) begin Sept 13, 1999 then semiannual	Y

Table IV—CO Cluster 26
Source-specific Applicable Requirements
S135—Tank A-135

Applicable Requirement	Regulation Title or Description of Requirement	Federally Enforceable (Y/N)	Future Effective Date
	Periodic Reports: Report of EFR inspection failures to include:	63.654(g)(2)—(4) date of inspec, identification of tank, description of failure, & date of repair or emptying	Y
	Periodic Reports: EFR report to include a prior request for 30-day extension, w/ documentation of need?	63.654(g)(2)—(4) prior request is not required	Y
	Periodic Reports: Additional information to be included if an extension is utilized for an EFR:	63.654(g)(2)(i) 63.654(g)(3)(ii) document the reason for the extension	Y
	Periodic Reports: Report EFR seal gap inspections if there was no out of compliance?	63.654(g)(3)(i) Not required	Y
	Periodic Reports: Report EFR seal gap inspections when there is out of compliance?	63.654(g)(3)(i) Required within 60 days after each semiannual period	Y
63.654(h)	Notification of Inspections: Is 30-day notice required for internal inspections of EFRTs (i.e., prior to filling or refilling); but a 7-day verbal notice acceptable if the event is unplanned?	63.654(h)(2)(i) 63.646(a) 63.120(b)(10) REQUIRED	Y
	Notification of Inspections: Is 30-day notice required prior to EFR seal gap measurements?	63.654(h)(2)(ii) 63.646(a) 63.120(b)(9) REQUIRED	Y
	Report applicability for varying-use tanks?	63.654(h)(6)(ii) w/the initial NOC Status report	Y
	Other (initial) Reports: Report applicability for varying use tanks?	63.654(h)(6)(ii) required with the initial Notification of Compliance Status report	Y
63.654(i)	Applicability records: Time period for keeping records of applicability determination, unless specified otherwise.	63.654(i)(1) 63.123(a) Keep record readily accessible for the service life of the tank	Y
	Applicability records: Records of dimensions & capacity required for nonexempt tanks?	63.654(i)(1) 63.646(a)&63.119(a)(3) 63.123(a) Required Keep record readily accessible for service life of the tank *	Y

Table IV—CO Cluster 26
Source-specific Applicable Requirements
S135—Tank A-135

Applicable Requirement	Regulation Title or Description of Requirement	Federally Enforceable (Y/N)	Future Effective Date
	Recordkeeping for inspections: Keep inspection reports as specified.	63.654(i)(1) 63.123(e)—(e) all inspections	Y
	Records of EFR inspection reports:	63.654(i)(1) 63.123(d) all inspections	Y
	Recordkeeping for delayed repairs: When utilizing a delay of repair provision, keep documentation of the reason for the delay.	63.654(i)(1) 63.123 (g) required	Y
	Applicability records: Additional recordkeeping requirements for certain tanks.	63.654(i)(1)(iv) determination of HAP content Keep record readily accessible for service life of the tank	Y
BAAQMD Condition # 8636	Permit Conditions		
Part 1	Design specifications (basis: Reg. 8-5, cumulative increase)	Y	
Part 2	Requirement to notify the District regarding tank seals (basis: Reg. 8-5, cumulative increase)	Y	
BAAQMD Condition # 19528			
Part 1	Throughput limit (basis: Regulation 2-1-234.3, Regulation 2-1-403 Regulation 2-6-503)	Y	

Table IV – CQ Cluster 27F-301B
Source-specific Applicable Requirements
S279—Tank A-279, S313 – Tank A-313, S315 – Tank A-315

Applicable Requirement	Regulation Title or Description of Requirement	Federally Enforceable (Y/N)	Future Effective Date
BAAQMD Reg 8 Rule 5	Organic Compounds – STORAGE OF ORGANIC LIQUIDS (11/27/02/10/18/2006) Requirements for Internal Floating Roof Tanks		
<u>8-5-100</u>	<u>General</u>	<u>Y</u>	
<u>8-5-101</u>	<u>Description</u>	<u>Y</u>	
<u>8-5-111</u>	<u>Limited Exemption, Tank Removal From and Return to Service</u>	<u>N</u>	

**Table IV – ~~CQ Cluster 27F-301B~~
Source-specific Applicable Requirements
~~S279 – Tank A-279, S313 – Tank A-313, S315 – Tank A-315~~**

Applicable Requirement	Regulation Title or Description of Requirement	Federally Enforceable (Y/N)	Future Effective Date
8-5-111.1	Limited Exemption, Tank Removal From and Return to Service; Notice to the APCO	Y	
8-5-111.1.1	Limited Exemption, Tank Removal From and Return to Service; Notice to the APCO; 3 day prior notification	Y	
8-5-111.1.2	Limited Exemption, Tank Removal From and Return to Service; Notice to the APCO; Telephone notification	Y	
8-5-111.2	Limited Exemption, Tank Removal From and Return to Service; Compliance before notification	N	
8-5-111.3	Limited Exemption, Tank Removal From and Return to Service; Floating roof tanks - continuous and quick filling, emptying and refilling	Y	
8-5-111.5	Limited Exemption, Tank Removal From and Return to Service; Minimization of emissions	N	
8-5-111.6	Limited Exemption, Tank Removal From and Return to Service; Written notice of completion not required	N	
8-5-112	Limited Exemption, Preventative Maintenance and Inspection of Tanks in Operation	N	
8-5-112.1	Limited Exemption, Preventative Maintenance and Inspection of Tanks in Operation; Notice to the APCO	Y	
8-5-112.1.1	Limited Exemption, Preventative Maintenance and Inspection of Tanks in Operation; Notice to the APCO; 3 day prior notification	Y	
8-5-112.1.2	Limited Exemption, Preventative Maintenance and Inspection of Tanks in Operation; Notice to the APCO; Telephone notification	Y	
8-5-112.2	Limited Exemption, Preventative Maintenance and Inspection of Tanks in Operation; Compliance and certification before commencement of work	N	
8-5-112.3	Limited Exemption, Preventative Maintenance and Inspection of Tanks in Operation; No product movement; minimization of emissions	Y	
8-5-112.4	Limited Exemption, Preventative Maintenance and Inspection of Tanks in Operation; Exemption does not exceed 7 days	N	
8-5-112.5	Limited Exemption, Preventative Maintenance and Inspection of Tanks in Operation; Self report if out of compliance during exemption period	N	
8-5-112.6	Limited Exemption, Preventative Maintenance and Inspection of Tanks in Operation; Keep records for each exemption	N	
8-5-112.6.1	Limited Exemption, Preventative Maintenance and Inspection of Tanks in Operation; Keep records for each exemption	N	
8-5-112.6.2	Limited Exemption, Preventative Maintenance and Inspection of Tanks in Operation; Keep records for each exemption	N	

**Table IV – ~~CQ Cluster 27F-301B~~
Source-specific Applicable Requirements
~~S279 – Tank A-279, S313 – Tank A-313, S315 – Tank A-315~~**

Applicable Requirement	Regulation Title or Description of Requirement	Federally Enforceable (Y/N)	Future Effective Date
8-5-112.6.3	Limited Exemption, Preventative Maintenance and Inspection of Tanks in Operation; Keep records for each exemption	N	
8-5-112.6.4	Limited Exemption, Preventative Maintenance and Inspection of Tanks in Operation; Keep records for each exemption	N	
8-5-117	Limited Exemption, Low Vapor Pressure	N	
8-5-119	Limited Exemption, Repair Period - Optional	N	
8-5-119.1	Limited Exemption, Repair Period - Optional	N	
8-5-119.2	Limited Exemption, Repair Period - Optional	N	
8-5-119.3	Limited Exemption, Repair Period - Optional	N	
8-5-301	Storage Tank Control Requirements	N	
8-5-305	Requirements for Internal Floating roofs	N	
8-5-305.2	Requirements for Internal Floating roofs; Seals installed after 2/1/1993	Y	
8-5-305.3	Requirements for Internal Floating roofs; Viewports in fixed roof tank; not required if dome roof has translucent panels	Y	
8-5-305.4	Requirements for Internal Floating roofs; Tank fitting requirements	Y	
8-5-305.5	Requirements for Internal Floating roofs; Floating roof requirements	N	
8-5-305.6	Requirements for Internal Floating roofs; Tank shell	N	
8-5-320	Tank Fitting Requirements	N	
8-5-320.2	Floating Roof Tank Fitting Requirements; Projection below liquid surface	N	
8-5-320.3	Floating Roof Tank Fitting Requirements; Gasketed covers, seals, lids	N	
8-5-320.3.1	Floating Roof Tank Fitting Requirements; Gasketed covers, seals, lids - Gap requirements	Y	
8-5-320.3.2	Floating Roof Tank Fitting Requirements; Internal floating roof inaccessible opening requirements	Y	
8-5-320.5	Floating Roof Tank Fitting Requirements; Slotted sampling or gauging wells	N	
8-5-320.5.1	Floating Roof Tank Fitting Requirements; Slotted sampling or gauging wells -projection below liquid surface	Y	
8-5-320.5.2	Floating Roof Tank Fitting Requirements; Slotted sampling or gauging wells -cover, gasket, pole sleeve, pole wiper for EFR wells	N	
8-5-320.5.3	Floating Roof Tank Fitting Requirements; Slotted sampling or gauging wells-total secondary seal gap must include well gap	Y	
8-5-321	Primary Seal Requirements	N	
8-5-321.1	Primary Seal Requirements; No holes, tears, other openings	Y	

**Table IV – ~~CQ Cluster 27F-301B~~
Source-specific Applicable Requirements
~~S279 – Tank A-279~~, S313 – Tank A-313, S315 – Tank A-315**

Applicable Requirement	Regulation Title or Description of Requirement	Federally Enforceable (Y/N)	Future Effective Date
8-5-321.2	Primary Seal Requirements; The seal shall be metallic shoe or liquid mounted except as provided in 8-5-305.1.3	Y	
8-5-321.3	Primary Seal Requirements; Metallic-shoe-type seal requirements	N	
8-5-321.3.1	Primary Seal Requirements; Metallic-shoe-type seal requirements--geometry of shoe	Y	
8-5-321.3.3	Primary Seal Requirements; Metallic-shoe-type seal requirements--riveted tanks	Y	
8-5-322	Secondary Seal Requirements	N	
8-5-322.1	Secondary Seal Requirements; No holes, tears, other openings	Y	
8-5-322.2	Secondary Seal Requirements; Insertion of probes	Y	
8-5-322.4	Secondary seal requirements; Riveted tanks seal requirements	Y	
8-5-322.6	Secondary Seal Requirements; Extent of seal	Y	
8-5-328	Tank Degassing Requirements	N	
8-5-328.1	Tank Degassing Requirements; Tanks > 75 cubic meters	N	
8-5-328.2	Tank Degassing Requirements; Ozone Excess Day Prohibition	Y	
8-5-328.3	Tank Degassing Requirements; BAAQMD notification required	N	
8-5-331	Tank Cleaning Requirements	N	
8-5-331.1	Tank Cleaning Requirements; Cleaning material properties	N	
8-5-331.2	Tank Cleaning Requirements; Steam cleaning prohibition	N	
8-5-331.3	Tank Cleaning Requirements; Steam cleaning exceptions	N	
8-5-402	Inspection Requirements for Internal Floating Roof Tanks	N	
8-5-402.1	Inspection Requirements for Internal Floating Roof Tanks; Primary and Secondary Seal Inspections – Seal gaps	Y	
8-5-402.2	Inspection Requirements for Internal Floating Roof Tanks; Visual Inspection of Outer Most Seal	N	
8-5-402.3	Inspection Requirements for Internal Floating Roof Tanks; Tank Fitting Inspection	N	
8-5-404	Inspection, Abatement Efficiency Determination, and Source Test Reports	N	
8-5-411	Enhanced Monitoring Program (Optional)	N	
8-5-411.3	Enhanced Monitoring Program (Optional); Performance requirements	N	
8-5-501	Records	Y	
8-5-501.1	Records; Type and amounts of liquid, type of blanket gas, TVP - Retain 24 months	Y	
8-5-501.2	Records; Internal and External Floating Roof Tanks, Seal Replacement Records - Retain 10 years	Y	
8-5-501.3	Records; Retention	N	

**Table IV – ~~CQ Cluster 27F-301B~~
Source-specific Applicable Requirements
~~S279 – Tank A-279, S313 – Tank A-313, S315 – Tank A-315~~**

Applicable Requirement	Regulation Title or Description of Requirement	Federally Enforceable (Y/N)	Future Effective Date
8-5-602	Analysis of Samples, True Vapor Pressure	Y	
8-5-604	Determination of Applicability Based on True Vapor Pressure	Y	
8-5-605	Measurement of Leak Concentration and Residual Concentrations	N	
8-5-605.1	Measurement of Leak Concentration and Residual Concentrations; EPA Method 21 Instrument	N	
8-5-605.2	Measurement of Leak Concentration and Residual Concentrations; Test Methods	N	
8-5-606	Analysis of Samples, Tank Cleaning Agents	N	
8-5-606.1	Analysis of Samples, Tank Cleaning Agents; IBP	N	
8-5-606.2	Analysis of Samples, Tank Cleaning Agents; TVP	N	
8-5-606.3	Analysis of Samples, Tank Cleaning Agents; VOC	N	
SIP Regulation 8 Rule 5	Organic Compounds - Storage of Organic Liquids (06/05/2003)		
8-5-111	Limited Exemption, Tank Removal From and Return to Service	Y	
8-5-111.1	Limited Exemption, Tank Removal From and Return to Service; Notice to the APCO	Y	
8-5-111.1.1	Limited Exemption, Tank Removal From and Return to Service; Notice to the APCO; 3 day prior notification	Y	
8-5-111.1.2	Limited Exemption, Tank Removal From and Return to Service; Notice to the APCO; Telephone notification	Y	
8-5-111.2	Limited Exemption, Tank Removal From and Return to Service; Compliance before notification	Y	
8-5-111.3	Limited Exemption, Tank Removal From and Return to Service; Floating roof tanks—continuous and quick filling, emptying and refilling	Y	
8-5-111.5	Limited Exemption, Tank Removal From and Return to Service; Minimization of emissions	Y	
8-5-111.6	Limited Exemption, Tank Removal From and Return to Service; Written notice of completion not required	Y	
8-5-111.7	Limited Exemption, Tank Removal From and Return to Service; Compliance with Section 8-5-328	Y	
8-5-112	Limited Exemption, Tanks in Operation	Y	
8-5-112.1	Limited Exemption, Tanks in Operation; Notice to the APCO	Y	
8-5-112.1.1	Limited Exemption, Tanks in Operation; Notice to the APCO; 3 day prior notification	Y	
8-5-112.1.2	Limited Exemption, Tanks in Operation; Notice to the APCO; Telephone notification	Y	

Table IV – ~~CQ Cluster 27F-301B~~
Source-specific Applicable Requirements
~~S279 – Tank A-279, S313 – Tank A-313, S315 – Tank A-315~~

Applicable Requirement	Regulation Title or Description of Requirement	Federally Enforceable (Y/N)	Future Effective Date
8-5-112.2	Limited Exemption, Tanks in Operation; Compliance and certification before commencement of work	Y	
8-5-112.3	Limited Exemption, Tanks in Operation; No product movement; minimization of emissions	Y	
8-5-112.4	Limited Exemption, Tanks in Operation; Exemption does not exceed 7 days	Y	
8-5-301	Storage Tank Control Requirements	Y	
8-5-302	Requirements for Submerged Fill Pipes	Y	
8-5-303	Requirements for Pressure Vacuum Valve	Y	
8-5-305	Requirements for Internal Floating Roofs	Y	
8-5-305.5	Requirements for Internal Floating roofs; Floating roof requirements	Y	
8-5-320	Tank Fitting Requirements	Y	
8-5-320.2	Tank Fitting Requirements – Floating roof tanks, Gasketed covers, seals, lids – Projection below surface except p/v valves and vacuum breaker vents	Y	
8-5-320.3	Tank Fitting Requirements; Gasketed covers, seals, lids	Y	
8-5-320.5	Tank Fitting Requirements; Slotted sampling or gauging wells	Y	
8-5-320.5.2	Tank Fitting Requirements; Slotted sampling or gauging wells - cover, gasket, pole sleeve, pole wiper for EFR wells	Y	
8-5-321	Primary Seal Requirements	Y	
8-5-321.4	Primary Seal Requirements; Resilient-toroid-type seal gap requirements	Y	
8-5-322	Secondary Seal Requirements	Y	
8-5-328	Tank Degassing Requirements	Y	
8-5-328.1	Tank degassing requirements; Tanks > 75 cubic meters	Y	
8-5-328.1.2	Tank degassing requirements; Concentration of <10,000 ppm as methane after degassing	Y	
8-5-402	Inspection Requirements for Internal Floating Roof	Y	
8-5-402.2	Inspection Requirements for Internal Floating Roof Tanks; Visual Inspection of Outer Most Seal	Y	
8-5-402.3	Inspection Requirements for Internal Floating Roof Tanks; Tank Fitting Inspection	Y	
8-5-403	Inspection Requirements for Pressure Vacuum Valves	Y	
8-5-404	Certification	Y	
8-5-405	Information Required	Y	
8-5-405.1	Information required	Y	
8-5-405.2	Information required	Y	
8-5-405.3	Information required	Y	

**Table IV – ~~CQ Cluster 27F-301B~~
Source-specific Applicable Requirements
~~S279 – Tank A-279, S313 – Tank A-313, S315 – Tank A-315~~**

Applicable Requirement	Regulation Title or Description of Requirement	Federally Enforceable (Y/N)	Future Effective Date
8-5-501	Records	Y	
8-5-502	Tank Degassing Annual Source Test Requirement	Y	
8-5-503	Portable Hydrocarbon Detector	Y	
40 CFR 63 Subpart G	<u>NESHAPS for Source Categories: SOCMIHONG Requirements for tanks subject to 40 CFR 63 Subpart CC</u>	-	
<u>63.119</u>	<u>Storage Vessel Provisions--Reference Control Technology</u>	<u>Y</u>	
		-	
<u>63.119(a)</u>	<u>Storage Vessel Provisions -- Reference Control Technology</u>	<u>Y</u>	
		-	
<u>63.119(a)(1)</u>	<u>Storage Vessel Provisions -- Reference Control Technology--Group 1, TVP < 76.6 kPa (11psi)</u>	<u>Y</u>	
		-	
<u>63.119(b)</u>	<u>Storage Vessel Provisions - Reference Control Technology - Fixed Roof with Internal Floating Roof</u>	<u>Y</u>	
		-	
<u>63.119(b)(1)</u>	<u>Storage Vessel Provisions - Reference Control Technology - Fixed Roof with Internal Floating Roof; Leg Support</u>	<u>Y</u>	
		-	
<u>63.119(b)(1)(i)</u>	<u>Storage Vessel Provisions - Reference Control Technology - Fixed Roof with Internal Floating Roof ; Initial Fill</u>	<u>Y</u>	
		-	
<u>63.119(b)(1)(i)</u>	<u>Storage Vessel Provisions - Reference Control Technology - Fixed Roof with Internal Floating Roof; Empty and Degassed</u>	<u>Y</u>	
		-	
<u>63.119(b)(1)(i)</u>	<u>Storage Vessel Provisions - Reference Control Technology - Fixed Roof with Internal Floating Roof; Completely Empty</u>	<u>Y</u>	
		-	
<u>63.119(b)(2)</u>	<u>Storage Vessel Provisions - Reference Control Technology - Fixed Roof with Internal Floating Roof Resting on Leg Support</u>	<u>Y</u>	
		-	
<u>63.119(b)(3)</u>	<u>Storage Vessel Provisions - Reference Control Technology - Fixed Roof with Internal Floating Roof Closure Device</u>	<u>Y</u>	
		-	
<u>63.119(b)(3)(i)</u>	<u>Storage Vessel Provisions - Reference Control Technology - Fixed Roof with Internal Floating Roof Liquid Mounted Seal</u>	<u>Y</u>	
		-	
<u>63.119(b)(3)(i)</u>	<u>Storage Vessel Provisions - Reference Control Technology - Fixed Roof with Internal Floating Roof Metallic Shoe Seal</u>	<u>Y</u>	
		-	
<u>63.119(b)(3)(i)</u>	<u>Two seals mounted one above the other so that each forms a continuous closure that completely covers the space between the wall of the storage vessel and the edge of the internal floating roof. The lower seal may be vapor-mounted, but both must be continuous seals</u>	<u>Y</u>	
		-	
<u>63.119(b)(4)</u>	<u>Storage Vessel Provisions - Reference Control Technology - Fixed Roof with Internal Floating Roof Automatic Bleeder Vent</u>	<u>Y</u>	
		-	
<u>63.120</u>	<u>Storage Vessel Provisions - Procedures To Determine Compliance.</u>	<u>Y</u>	
		-	
<u>63.120(a)</u>	<u>Storage Vessel Provisions - Procedures To Determine Compliance - Fixed Roof with Internal Floating Roof</u>	<u>Y</u>	
		-	

**Table IV – ~~CQ Cluster 27F-301B~~
Source-specific Applicable Requirements
~~S279 – Tank A-279, S313 – Tank A-313, S315 – Tank A-315~~**

Applicable Requirement	Regulation Title or Description of Requirement	Federally Enforceable (Y/N)	Future Effective Date
63.120(a)(1)	Storage Vessel Provisions - Procedures To Determine Compliance - Fixed Roof with Internal Floating Roof Seal Inspection Schedule	<u>Y</u> -	
63.120(a)(2)	Storage Vessel Provisions - Procedures To Determine Compliance - Fixed Roof with Internal Floating Roof with Single Seal System	<u>Y</u> -	
63.120(a)(2)(i)	Storage Vessel Provisions - Procedures To Determine Compliance - Fixed Roof with Internal Floating Roof Seal Inspection through Manhole	<u>Y</u> -	
63.120(a)(2)(i)	Storage Vessel Provisions - Procedures To Determine Compliance - Fixed Roof with Internal Floating Roof Seal Inspection once every 12 months or during Empty and Degassing	<u>Y</u> -	
63.120(a)(3)	Storage Vessel Provisions - Procedures To Determine Compliance - Fixed Roof with Internal Floating Roof with Double Seal System	<u>Y</u> -	
63.120(a)(3)(i)	Storage Vessel Provisions - Procedures To Determine Compliance - Fixed Roof with Internal Floating Roof Seal Inspection once During Empty and Degassing and Once Every 5 Years	<u>Y</u> -	
63.120(a)(3)(i)	Storage Vessel Provisions - Procedures To Determine Compliance - Fixed Roof with Internal Floating Roof Seal Inspection through Manhole at Least Once Every 12 Months	<u>Y</u> -	
63.120(a)(3)(i)	Storage Vessel Provisions - Procedures To Determine Compliance - Fixed Roof with Internal Floating Roof Seal Inspection once During Empty and Degassing and Once Every 10 Years	<u>Y</u> -	
63.120(a)(4)	Storage Vessel Provisions - Procedures To Determine Compliance - Repair within 45 days or Extension Needed	<u>Y</u> -	
63.120(a)(5)	Storage Vessel Provisions - Procedures To Determine Compliance - Notify at least 30 days prior to filling	<u>Y</u> -	
63.120(a)(6)	Storage Vessel Provisions - Procedures To Determine Compliance - Unplanned Inspection	<u>Y</u> -	
63.120(a)(7)	Storage Vessel Provisions - Procedures To Determine Compliance - Inspect Every 5 Years for Secondary and Primary Seals	<u>Y</u> -	
63.123	Storage Vessel Provisions--Recordkeeping.	<u>Y</u>	
63.123(a)	Storage Vessel Provisions . Recordkeeping--Group 1 and Group 2	<u>Y</u> -	
63.123(c)	Storage Vessel Provisions . Recordkeeping - Group 1 Fixed Roof with Internal Floating Roof	<u>Y</u> -	
63.123(g)	Storage Vessel Provisions -- Recordkeeping, Extensions	<u>Y</u> -	
40 CFR 63 Subpart CC Refinery MACT	NESHAP for <u>Source Categories - Petroleum Refineries(MACT)</u> (06/03/2003) <i>REQUIREMENTS FOR INTERNAL FLOATING ROOF TANKS</i>	Y	

**Table IV – ~~CQ Cluster 27F-301B~~
Source-specific Applicable Requirements
~~S279 – Tank A-279, S313 – Tank A-313, S315 – Tank A-315~~**

Applicable Requirement	Regulation Title or Description of Requirement	Federally Enforceable (Y/N)	Future Effective Date
63.640	Applicability	Y	
63.640(c)(2)	Applicability and Designation of Storage Vessels	Y	
63.641	Definitions:	Y	
63.646	Storage Vessel Provisions	Y	
63.646(a)	Storage Vessel Provisions--Group 1, Comply with Subpart G 63.119 through 63.121.	Y	
63.646(b)(1)	Storage Vessel Provisions--Determine stored liquid % OHAP for group determination	Y	
63.646(b)(2)	Storage Vessel Provisions--Determine stored liquid % OHAP- method 18 to resolve disputes	Y	
63.646(c)	Storage Vessel Provisions--40 CFR 63 exclusions for storage vessels – 63.119(b)(5); (b)(6); (c)(2); and (d)(2) are not applicable	Y	
63.646(d)	Storage Vessel Provisions—How to handle references in 40 CFR 63 Subpart G for storage vessels	Y	
63.646(e)	Storage Vessel Provisions--Compliance with inspection requirements of 63.120 of Subpart G for gaskets, slotted membranes, and sleeve seals	Y	
63.646(f)	Storage Vessel Provisions--Group 1 floating roof requirements	Y	
63.646(f)(1)	Storage Vessel Provisions--Group 1 floating roof requirements--Cover or lid	Y	
63.646(f)(2)	Storage Vessel Provisions--Group 1 floating roof requirements--Rim space	Y	
63.646(f)(3)	Storage Vessel Provisions-Group 1 floating roof requirements--Automatic bleeder vents	Y	
63.646(g)	Storage Vessel Provisions—Failure to perform inspections and monitoring required by this section shall constitute a violation of the applicable standard of this subpart.	Y	
63.646(h)	Storage Vessel Provisions—References in 63.119 through 63.121 to 63.122(g)(1), 63.151, and references to initial notification requirements do not apply	Y	
63.646(j)	Storage Vessel Provisions—References to the Notification of Compliance Status Report in 63.152(b) shall be replaced with 63.654(f).	Y	
63.646(k)	Storage Vessel Provisions—References to the Periodic Reports in 63.152(c) shall be replaced with 63.654(g).	Y	
63.646(l)	Storage Vessel Provisions--State or local permitting agency notification requirements	Y	
63.654	Reporting and Recordkeeping Requirements	Y	

**Table IV – ~~CQ Cluster 27F-301B~~
Source-specific Applicable Requirements
~~S279 – Tank A-279, S313 – Tank A-313, S315 – Tank A-315~~**

Applicable Requirement	Regulation Title or Description of Requirement	Federally Enforceable (Y/N)	Future Effective Date
63.654(f)	Reporting and Recordkeeping Requirements--Notice of compliance status report requirements	Y	
63.654(f)(1)(i)(A)	Reporting and Recordkeeping Requirements--Notice of compliance status report requirements--Reporting--storage vessels	Y	
63.654(f)(1)(i)(A)(1)	Reporting and Recordkeeping Requirements--Notice of compliance status report requirements--Reporting--storage vessels	Y	
63.654(g)(1)	Periodic Reporting and Recordkeeping Requirements--storage vessels	Y	
63.654(g)(2)	Periodic Reporting and Recordkeeping Requirements--storage vessels with fixed roof with internal floating roofs	Y	
63.654(g)(2)(i)	Periodic Reporting and Recordkeeping Requirements--storage vessels with fixed roof with internal floating roofs	Y	
63.654(g)(2)(i)(C)	Periodic Reporting and Recordkeeping Requirements--storage vessels with fixed roof with internal floating roofs	Y	
63.654(g)(2)(i)(j)	Periodic Reporting and Recordkeeping Requirements--storage vessels with fixed roof with internal floating roofs	Y	
63.654(g)(2)(i)(j)(B)	Periodic Reporting and Recordkeeping Requirements--storage vessels with fixed roof with internal floating roofs	Y	
63.654(h)(2)	Reporting and Recordkeeping Requirements--Other reports--Storage vessel notification of inspections.	Y	
63.654(h)(2)(i)	Reporting and Recordkeeping Requirements--Other reports--Storage vessel notification of inspections.	Y	
63.654(h)(2)(i)(A)	Reporting and Recordkeeping Requirements--Other reports--Storage vessel notification of inspections.	Y	
63.654(h)(2)(i)(B)	Reporting and Recordkeeping Requirements--Other reports--Storage vessel notification of inspections.	Y	
63.654(h)(2)(i)(C)	Reporting and Recordkeeping Requirements--Other reports--Storage vessel notification of inspections.	Y	
63.654(h)(6)	Reporting and Recordkeeping Requirements--Other reports--Determination of Applicability	Y	
63.654(h)(6)(i)	Reporting and Recordkeeping Requirements--Other reports--Determination of Applicability	Y	
63.654(i)(1)	Reporting and Recordkeeping Requirements--Recordkeeping for storage vessels	Y	
63.654(i)(1)(i)	Reporting and Recordkeeping Requirements--Recordkeeping for storage vessels	Y	
63.654(i)(1)(i)(v)	Reporting and Recordkeeping Requirements--Recordkeeping for Group 2 storage vessels	Y	
63.654(i)(4)	Reporting and Recordkeeping Requirements—Record retention	Y	

**Table IV – ~~CQ Cluster 27F-301B~~
Source-specific Applicable Requirements
~~S279 – Tank A-279, S313 – Tank A-313, S315 – Tank A-315~~**

Applicable Requirement	Regulation Title or Description of Requirement	Federally Enforceable (Y/N)	Future Effective Date
63.642(e)	General recordkeeping requirements: Time period for keeping records, unless specified otherwise.	63.642(e) & 63.654(i)(4) keep all other records 5 years, retrievable within 24 hr	Y
	General recordkeeping requirements: Keep all reports and notification for the specified period of time.	63.642(e) & 63.654(i)(4) required	Y
63.646(a)	The source only needs to comply with the provisions as they relate to existing internal floating roof tanks.	Y	
	IFRT operating requirements: When landing the floating roof on its support legs, is the tank to be emptied & either refilled or degassed AS SOON AS POSSIBLE?	63.646(a) 63.119(b)(1) & (b)(2) YES	Y
	Temporary exemption from operating requirements while the internal floating roof is landed on its support legs? *	63.646(a) 63.119(b)(1) EXEMPT	Y
	IFR Rim Seals: vapor-mounted primary seal: liquid-mounted primary seal: mechanical shoe primary seal:	63.646(a) 63.119(b)(3)(i) – (3)(iii) OK with rim-mounted secondary OK alone OK alone	Y
	Must IFR vapor-mounted rim seals be continuous?	63.646(a) 63.119(b)(3)(iii) REQUIRED	Y
	Tank Top Visual Inspections (of IFR/CFR from manways and hatches of the fixed roof):	63.646(a) & 63.120(a) annually after initial fill or compliance	Y
	IFR/CFR Internal Inspections: (up close visual inspection of the floating roof, seals, & fittings):	63.646(a) & 63.120(a) at least every 10 years, including each emptying/degassing	Y
	Notification of Inspections: Are notifications of inspections to demonstrate initial compliance required. For IFR/CFR internal inspections:	63.646(a) 63.120(a)(2)(ii) & (3) internal inspection not required for initial compliance	Y

**Table IV – ~~CQ Cluster 27F-301B~~
Source-specific Applicable Requirements
~~S279 – Tank A-279, S313 – Tank A-313, S315 – Tank A-315~~**

Applicable Requirement	Regulation Title or Description of Requirement	Federally Enforceable (Y/N)	Future Effective Date
	OPTION: Does this rule allow an internal inspection every 5 years to replace <u>both</u> inspections noted above, if the IFR/CFR is equipped with a secondary seal?	63.646(a) 63.120(a)(3)(i) YES	Y
	Is there to be no liquid on the internal floating roof?	63.646(a) 63.120(a)(4) REQUIRED	Y
	Are there to be no IFR rim seal gaps that are visible from the tank top?	63.646(a) 63.120(a)(4) REQUIRED*	Y
	Shall there be no holes, tears, or openings in the IFR seals?	63.646(a) 63.120(a)(4) & (7) REQUIRED	Y
	IFRT REPAIRS: Time allowed for repair of defects found during in-service inspections:	63.646(a) 63.120(a)(4) make repairs within 45 days	Y
	IFRT REPAIRS: If unable to repair, empty the tank & remove from service?	63.646(a) 63.120(a)(4) YES, within 45 days	Y
	EXTENSIONS OF TIME: If defects cannot be repaired & the IFRT cannot be emptied within 45 days?	63.646(a) 63.120(a)(4) up to 2 extensions of 30 days each, if needed	Y
	IFRT REPAIRS: Repair of defects if the tank is empty?	63.646(a) 63.120(a)(7) prior to refilling	Y
63.646(e)	IFR well covers to be gasketed?	63.646(e) not required at existing sources	Y
	IFR vents to be gasketed?	63.646(e) not required at existing sources	Y
	IFR deck openings other than for vents to project into liquid?	63.646(e) not required at existing sources	Y
	IFR access hatch & gauge float well covers to be bolted closed?	63.646(e) not required at existing sources	Y
	IFR guidepole & column wells allowed a flexible fabric sleeve seal or a gasketed cover?	63.646(e) not applicable at existing sources	Y
	IFRT unslotted guidepoles to have a gasketed cap at the top of the pole?	63.646(e) not required at existing sources	Y
	IFRT slotted guidepoles to have a deck cover gasket and pole wiper, and either an internal float or a pole sleeve?	63.646(e) not required at existing sources	Y

**Table IV – ~~CQ Cluster 27F-301B~~
 Source-specific Applicable Requirements
~~S279 – Tank A-279, S313 – Tank A-313, S315 – Tank A-315~~**

Applicable Requirement	Regulation Title or Description of Requirement	Federally Enforceable (Y/N)	Future Effective Date
63.646(e)	Exempts existing source from complying with inspection requirements for gaskets, slotted membranes and sleeve seals.	Y	
63.646(f)	Deck openings (wells) other than for vents, drains, or legs to have covers that are kept closed except for access?	Y	
	IFR rim space vents to remain closed except when the pressure setting is exceeded?	Y	
	IFR auto. Bleeder vent (vacuum breaker) to be closed except when the deck is landed?	Y	
63.646(g)	This notes that the failure to perform inspections and required monitoring is a violation of the application standard.	Y	
63.646(l)	Notification of Inspections: Is the State or local authority allowed to waive the notification requirements?	Y	
63.654(g)	Report of periodic inspections, etc. AFTER documenting initial compliance?	Y	
	Periodic Reports: Report of IFR/CFR inspections that find out of compliance?	Y	
	Periodic Reports: Report of IFR/CFR inspection failures to include:	Y	
	Periodic Reports: IFR/CFR report to include prior request for 30-day extension, w/ documentation of need?	Y	
	Periodic Reports: Additional information to be included if an extension is utilized for an IFR/CFR:	Y	

**Table IV – ~~CQ Cluster 27F-301B~~
Source-specific Applicable Requirements
~~S279 – Tank A-279, S313 – Tank A-313, S315 – Tank A-315~~**

Applicable Requirement	Regulation Title or Description of Requirement	Federally Enforceable (Y/N)	Future Effective Date
63.654(h)	Notification of Inspections: Is 30-day notice required for internal inspections of IFRTs & CFRTs (i.e., prior to filling or refilling); but a 7-day verbal notice acceptable if the event is unplanned?	63.654(h)(2)(i) 63.646(a) 63.120(a)(5)&(6) REQUIRED	Y
	Report applicability for varying-use tanks?	63.654(h)(6)(ii) w/the initial NOC Status report	Y
	Other (initial) Reports: Report applicability for varying-use tanks?	63.654(h)(6)(ii) required with the initial Notification of Compliance Status report	Y
63.654(i)	Applicability records: Time period for keeping records of applicability determination, unless specified otherwise.	63.654(i)(1) 63.123(a) Keep record readily accessible for the service life of the tank	Y
	Applicability records: Records of dimensions & capacity required for nonexempt tanks?	63.654(i)(1) 63.646(a)&63.119(a)(3) 63.123(a) Required Keep record readily accessible for service life of the tank*	Y
	Recordkeeping for inspections: Keep inspection reports as specified.	63.654(i)(1) 63.123(e) – (e) all inspections	Y
	Records of IFR & CFR inspection reports:	63.654(i)(1) 63.123(e) & (e) all inspections	Y
	Recordkeeping for delayed repairs: When utilizing a delay of repair provision, keep documentation of the reason for the delay.	63.654(i)(1) 63.123 (g) required	Y
	Applicability records: Additional recordkeeping requirements for certain tanks.	63.654(i)(1)(iv) determination of HAP content Keep record readily accessible for service life of the tank	Y
BAAQMD Condition # 5933	Permit Conditions for S279		
Part 1	Design specifications (basis: Reg. 8-5, cumulative increase)	Y	
Part 2	Requirement to notify the District regarding tank seals (basis: Reg. 8-5, cumulative increase)	Y	

**Table IV – ~~CQ Cluster 27F-301B~~
Source-specific Applicable Requirements
~~S279 – Tank A-279, S313 – Tank A-313, S315 – Tank A-315~~**

Applicable Requirement	Regulation Title or Description of Requirement	Federally Enforceable (Y/N)	Future Effective Date
BAAQMD Condition # 8516	Permit Conditions for S313 and S315	Y	
Part 1	Design specifications (basis: Reg. 8-5, cumulative increase)	Y	
Part 2	Requirement to notify the District regarding tank seals (basis: Reg. 8-5, cumulative increase))	Y	
BAAQMD Condition # 19528			
Part 1	Throughput limit (basis: Regulation 2-1-234.3, Regulation 2-1-403 Regulation 2-6-503)	Y	

**Table IV – ~~CQa Cluster 27F-301A~~
Source-specific Applicable Requirements
S696 – Tank A-696**

Applicable Requirement	Regulation Title or Description of Requirement	Federally Enforceable (Y/N)	Future Effective Date
BAAQMD Reg 8 Rule 5	Organic Compounds - STORAGE OF ORGANIC LIQUIDS (11/27/0210/18/2006) Requirements for Internal Floating Roof Tanks		
<u>8-5-100</u>	<u>General</u>	<u>Y</u>	
<u>8-5-101</u>	<u>Description</u>	<u>Y</u>	
<u>8-5-111</u>	<u>Limited Exemption, Tank Removal From and Return to Service</u>	<u>N</u>	
<u>8-5-111.1</u>	<u>Limited Exemption, Tank Removal From and Return to Service; Notice to the APCO</u>	<u>Y</u>	
<u>8-5-111.1.1</u>	<u>Limited Exemption, Tank Removal From and Return to Service; Notice to the APCO; 3 day prior notification</u>	<u>Y</u>	
<u>8-5-111.1.2</u>	<u>Limited Exemption, Tank Removal From and Return to Service; Notice to the APCO; Telephone notification</u>	<u>Y</u>	
<u>8-5-111.2</u>	<u>Limited Exemption, Tank Removal From and Return to Service; Compliance before notification</u>	<u>N</u>	
<u>8-5-111.3</u>	<u>Limited Exemption, Tank Removal From and Return to Service; Floating roof tanks - continuous and quick filling, emptying and refilling</u>	<u>Y</u>	
<u>8-5-111.5</u>	<u>Limited Exemption, Tank Removal From and Return to Service; Minimization of emissions</u>	<u>N</u>	

**Table IV – ~~CQa Cluster 27F-301A~~
Source-specific Applicable Requirements
S696 – Tank A-696**

Applicable Requirement	Regulation Title or Description of Requirement	Federally Enforceable (Y/N)	Future Effective Date
8-5-111.6	Limited Exemption, Tank Removal From and Return to Service; Written notice of completion not required	N	
8-5-112	Limited Exemption, Preventative Maintenance and Inspection of Tanks in Operation	N	
8-5-112.1	Limited Exemption, Preventative Maintenance and Inspection of Tanks in Operation; Notice to the APCO	Y	
8-5-112.1.1	Limited Exemption, Preventative Maintenance and Inspection of Tanks in Operation; Notice to the APCO; 3 day prior notification	Y	
8-5-112.1.2	Limited Exemption, Preventative Maintenance and Inspection of Tanks in Operation; Notice to the APCO; Telephone notification	Y	
8-5-112.2	Limited Exemption, Preventative Maintenance and Inspection of Tanks in Operation; Compliance and certification before commencement of work	N	
8-5-112.3	Limited Exemption, Preventative Maintenance and Inspection of Tanks in Operation; No product movement; minimization of emissions	Y	
8-5-112.4	Limited Exemption, Preventative Maintenance and Inspection of Tanks in Operation; Exemption does not exceed 7 days	N	
8-5-112.5	Limited Exemption, Preventative Maintenance and Inspection of Tanks in Operation; Self report if out of compliance during exemption period	N	
8-5-112.6	Limited Exemption, Preventative Maintenance and Inspection of Tanks in Operation; Keep records for each exemption	N	
8-5-112.6.1	Limited Exemption, Preventative Maintenance and Inspection of Tanks in Operation; Keep records for each exemption	N	
8-5-112.6.2	Limited Exemption, Preventative Maintenance and Inspection of Tanks in Operation; Keep records for each exemption	N	
8-5-112.6.3	Limited Exemption, Preventative Maintenance and Inspection of Tanks in Operation; Keep records for each exemption	N	
8-5-112.6.4	Limited Exemption, Preventative Maintenance and Inspection of Tanks in Operation; Keep records for each exemption	N	
8-5-117	Limited Exemption, Low Vapor Pressure	N	
8-5-119	Limited Exemption, Repair Period - Optional	N	
8-5-119.1	Limited Exemption, Repair Period - Optional	N	
8-5-119.2	Limited Exemption, Repair Period - Optional	N	
8-5-119.3	Limited Exemption, Repair Period - Optional	N	
8-5-301	Storage Tank Control Requirements	N	
8-5-305	Requirements for Internal Floating roofs	N	
8-5-305.2	Requirements for Internal Floating roofs; Seals installed after 2/1/1993	Y	

**Table IV – ~~CQa Cluster 27F-301A~~
Source-specific Applicable Requirements
S696 – Tank A-696**

Applicable Requirement	Regulation Title or Description of Requirement	Federally Enforceable (Y/N)	Future Effective Date
8-5-305.3	Requirements for Internal Floating roofs; Viewports in fixed roof tank; not required if dome roof has translucent panels	<u>Y</u>	
8-5-305.4	Requirements for Internal Floating roofs; Tank fitting requirements	<u>Y</u>	
8-5-305.5	Requirements for Internal Floating roofs; Floating roof requirements	<u>N</u>	
8-5-305.6	Requirements for Internal Floating roofs; Tank shell	<u>N</u>	
8-5-320	Tank Fitting Requirements	<u>N</u>	
8-5-320.2	Floating Roof Tank Fitting Requirements; Projection below liquid surface	<u>N</u>	
8-5-320.3	Floating Roof Tank Fitting Requirements; Gasketed covers, seals, lids	<u>N</u>	
8-5-320.3.1	Floating Roof Tank Fitting Requirements; Gasketed covers, seals, lids - Gap requirements	<u>Y</u>	
8-5-320.3.2	Floating Roof Tank Fitting Requirements; Internal floating roof inaccessible opening requirements	<u>Y</u>	
8-5-320.5	Floating Roof Tank Fitting Requirements; Slotted sampling or gauging wells	<u>N</u>	
8-5-320.5.1	Floating Roof Tank Fitting Requirements; Slotted sampling or gauging wells -projection below liquid surface	<u>Y</u>	
8-5-320.5.2	Floating Roof Tank Fitting Requirements; Slotted sampling or gauging wells -cover, gasket, pole sleeve, pole wiper for EFR wells	<u>N</u>	
8-5-320.5.3	Floating Roof Tank Fitting Requirements; Slotted sampling or gauging wells-total secondary seal gap must include well gap	<u>Y</u>	
8-5-321	Primary Seal Requirements	<u>N</u>	
8-5-321.1	Primary Seal Requirements; No holes, tears, other openings	<u>Y</u>	
8-5-321.2	Primary Seal Requirements; The seal shall be metallic shoe or liquid mounted except as provided in 8-5-305.1.3	<u>Y</u>	
8-5-321.3	Primary Seal Requirements; Metallic-shoe-type seal requirements	<u>N</u>	
8-5-321.3.1	Primary Seal Requirements; Metallic-shoe-type seal requirements--geometry of shoe	<u>Y</u>	
8-5-321.3.2	Primary Seal Requirements; Metallic-shoe-type seal requirements--welded tanks	<u>Y</u>	
8-5-322	Secondary Seal Requirements	<u>N</u>	
8-5-322.1	Secondary Seal Requirements; No holes, tears, other openings	<u>Y</u>	
8-5-322.2	Secondary Seal Requirements; Insertion of probes	<u>Y</u>	
8-5-322.5	Secondary Seal Requirements; Gap requirements for welded external floating roof tanks with seals installed after 9/4/1985	<u>Y</u>	
8-5-322.6	Secondary Seal Requirements; Extent of seal	<u>Y</u>	

**Table IV – ~~CQa Cluster 27F-301A~~
Source-specific Applicable Requirements
S696 – Tank A-696**

Applicable Requirement	Regulation Title or Description of Requirement	Federally Enforceable (Y/N)	Future Effective Date
8-5-328	Tank Degassing Requirements	N	
8-5-328.1	Tank Degassing Requirements; Tanks > 75 cubic meters	N	
8-5-328.2	Tank Degassing Requirements; Ozone Excess Day Prohibition	Y	
8-5-328.3	Tank Degassing Requirements; BAAQMD notification required	N	
8-5-331	Tank Cleaning Requirements	N	
8-5-331.1	Tank Cleaning Requirements; Cleaning material properties	N	
8-5-331.2	Tank Cleaning Requirements; Steam cleaning prohibition	N	
8-5-331.3	Tank Cleaning Requirements; Steam cleaning exceptions	N	
8-5-402	Inspection Requirements for Internal Floating Roof Tanks	N	
8-5-402.1	Inspection Requirements for Internal Floating Roof Tanks; Primary and Secondary Seal Inspections – Seal gaps	Y	
8-5-402.2	Inspection Requirements for Internal Floating Roof Tanks; Visual Inspection of Outer Most Seal	N	
8-5-402.3	Inspection Requirements for Internal Floating Roof Tanks; Tank Fitting Inspection	N	
8-5-404	Inspection, Abatement Efficiency Determination, and Source Test Reports	N	
8-5-411	Enhanced Monitoring Program (Optional)	N	
8-5-411.3	Enhanced Monitoring Program (Optional); Performance requirements	N	
8-5-501	Records	Y	
8-5-501.1	Records; Type and amounts of liquid, type of blanket gas, TVP - Retain 24 months	Y	
8-5-501.2	Records; Internal and External Floating Roof Tanks, Seal Replacement Records - Retain 10 years	Y	
8-5-501.3	Records; Retention	N	
8-5-602	Analysis of Samples, True Vapor Pressure	Y	
8-5-604	Determination of Applicability Based on True Vapor Pressure	Y	
8-5-605	Measurement of Leak Concentration and Residual Concentrations	N	
8-5-605.1	Measurement of Leak Concentration and Residual Concentrations; EPA Method 21 Instrument	N	
8-5-605.2	Measurement of Leak Concentration and Residual Concentrations; Test Methods	N	
8-5-606	Analysis of Samples, Tank Cleaning Agents	N	
8-5-606.1	Analysis of Samples, Tank Cleaning Agents; IBP	N	
8-5-606.2	Analysis of Samples, Tank Cleaning Agents; TVP	N	
8-5-606.3	Analysis of Samples, Tank Cleaning Agents; VOC	N	

**Table IV – ~~CQa Cluster 27F-301A~~
Source-specific Applicable Requirements
S696 – Tank A-696**

Applicable Requirement	Regulation Title or Description of Requirement	Federally Enforceable (Y/N)	Future Effective Date
<u>SIP Regulation 8 Rule 5</u>	<u>Organic Compounds - Storage of Organic Liquids (06/05/2003)</u>		
8-5-111	Limited Exemption, Tank Removal From and Return to Service	Y	
8-5-111.1	Limited Exemption, Tank Removal From and Return to Service; Notice to the APCO	Y	
8-5-111.1.1	Limited Exemption, Tank Removal From and Return to Service; Notice to the APCO; 3 day prior notification	Y	
8-5-111.1.2	Limited Exemption, Tank Removal From and Return to Service; Notice to the APCO; Telephone notification	Y	
8-5-111.2	Limited Exemption, Tank Removal From and Return to Service; Compliance before notification	Y	
8-5-111.3	Limited Exemption, Tank Removal From and Return to Service; Floating roof tanks—continuous and quick filling, emptying and refilling	Y	
8-5-111.5	Limited Exemption, Tank Removal From and Return to Service; Minimization of emissions	Y	
8-5-111.6	Limited Exemption, Tank Removal From and Return to Service; Written notice of completion not required	Y	
8-5-111.7	Limited Exemption, Tank Removal From and Return to Service; Compliance with Section 8-5-328	Y	
8-5-112	Limited Exemption, Tanks in Operation	Y	
8-5-112.1	Limited Exemption, Tanks in Operation; Notice to the APCO	Y	
8-5-112.1.1	Limited Exemption, Tanks in Operation; Notice to the APCO; 3 day prior notification	Y	
8-5-112.1.2	Limited Exemption, Tanks in Operation; Notice to the APCO; Telephone notification	Y	
8-5-112.2	Limited Exemption, Tanks in Operation; Compliance and certification before commencement of work	Y	
8-5-112.3	Limited Exemption, Tanks in Operation; No product movement; minimization of emissions	Y	
8-5-112.4	Limited Exemption, Tanks in Operation; Exemption does not exceed 7 days	Y	
8-5-301	Storage Tank Control Requirements	Y	
8-5-302	Requirements for Submerged Fill Pipes	Y	
8-5-303	Requirements for Pressure Vacuum Valve	Y	
8-5-305	Requirements for Internal Floating Roofs	Y	
<u>8-5-305.5</u>	<u>Requirements for Internal Floating roofs; Floating roof requirements</u>	<u>Y</u>	
8-5-320	Tank Fitting Requirements	Y	

**Table IV – ~~CQa Cluster 27F-301A~~
Source-specific Applicable Requirements
S696 – Tank A-696**

Applicable Requirement	Regulation Title or Description of Requirement	Federally Enforceable (Y/N)	Future Effective Date
8-5-320.2	Tank Fitting Requirements – Floating roof tanks, Gasketed covers, seals, lids – Projection below surface except p/v valves and vacuum breaker vents	Y	
8-5-320.3	Tank Fitting Requirements: Gasketed covers, seals, lids	Y	
8-5-320.5	Tank Fitting Requirements; Slotted sampling or gauging wells	Y	
8-5-320.5.2	Tank Fitting Requirements; Slotted sampling or gauging wells - cover, gasket, pole sleeve, pole wiper for EFR wells	Y	
8-5-321	Primary Seal Requirements	Y	
8-5-321.4	Primary Seal Requirements; Resilient-toroid-type seal gap requirements	Y	
8-5-322	Secondary Seal Requirements	Y	
8-5-328	Tank Degassing Requirements	Y	
8-5-328.1	Tank degassing requirements; Tanks > 75 cubic meters	Y	
8-5-328.1.2	Tank degassing requirements; Concentration of <10,000 ppm as methane after degassing	Y	
8-5-402	Inspection Requirements for Internal Floating Roof	Y	
8-5-402.2	Inspection Requirements for Internal Floating Roof Tanks; Visual Inspection of Outer Most Seal	Y	
8-5-402.3	Inspection Requirements for Internal Floating Roof Tanks; Tank Fitting Inspection	Y	
8-5-403	Inspection Requirements for Pressure Vacuum Valves	Y	
8-5-404	Certification	Y	
8-5-405	Information Required	Y	
8-5-405.1	Information required	Y	
8-5-405.2	Information required	Y	
8-5-405.3	Information required	Y	
8-5-501	Records	Y	
8-5-502	Tank Degassing Annual Source Test Requirement	Y	
8-5-503	Portable Hydrocarbon Detector	Y	
40 CFR 63 Subpart G	NESHAPS for Source Categories: SO2, H2S, and VOC Requirements for tanks subject to 40 CFR 63 Subpart CC	-	
63.119	Storage Vessel Provisions--Reference Control Technology	Y	
63.119(a)	Storage Vessel Provisions -- Reference Control Technology	Y	
63.119(a)(1)	Storage Vessel Provisions -- Reference Control Technology--Group 1, TVP < 76.6 kPa (11psi)	Y	
63.119(b)	Storage Vessel Provisions - Reference Control Technology - Fixed Roof with Internal Floating Roof	Y	

**Table IV – ~~CQa Cluster 27F-301A~~
Source-specific Applicable Requirements
S696 – Tank A-696**

Applicable Requirement	Regulation Title or Description of Requirement	Federally Enforceable (Y/N)	Future Effective Date
63.119(b)(1)	Storage Vessel Provisions - Reference Control Technology - Fixed Roof with Internal Floating Roof; Leg Support	Y -	
63.119(b)(1)(i)	Storage Vessel Provisions - Reference Control Technology - Fixed Roof with Internal Floating Roof ; Initial Fill	Y -	
63.119(b)(1)(i)	Storage Vessel Provisions - Reference Control Technology - Fixed Roof with Internal Floating Roof; Empty and Degassed	Y -	
63.119(b)(1)(i)	Storage Vessel Provisions - Reference Control Technology - Fixed Roof with Internal Floating Roof; Completely Empty	Y -	
63.119(b)(2)	Storage Vessel Provisions - Reference Control Technology - Fixed Roof with Internal Floating Roof Resting on Leg Support	Y -	
63.119(b)(3)	Storage Vessel Provisions - Reference Control Technology - Fixed Roof with Internal Floating Roof Closure Device	Y -	
63.119(b)(3)(i)	Storage Vessel Provisions - Reference Control Technology - Fixed Roof with Internal Floating Roof Liquid Mounted Seal	Y -	
63.119(b)(3)(i)	Storage Vessel Provisions - Reference Control Technology - Fixed Roof with Internal Floating Roof Metallic Shoe Seal	Y -	
63.119(b)(3)(i)	Two seals mounted one above the other so that each forms a continuous closure that completely covers the space between the wall of the storage vessel and the edge of the internal floating roof. The lower seal may be vapor-mounted, but both must be continuous seals	Y -	
63.119(b)(4)	Storage Vessel Provisions - Reference Control Technology - Fixed Roof with Internal Floating Roof Automatic Bleeder Vent	Y -	
63.120	Storage Vessel Provisions - Procedures To Determine Compliance.	Y -	
63.120(a)	Storage Vessel Provisions - Procedures To Determine Compliance - Fixed Roof with Internal Floating Roof	Y -	
63.120(a)(1)	Storage Vessel Provisions - Procedures To Determine Compliance - Fixed Roof with Internal Floating Roof Seal Inspection Schedule	Y -	
63.120(a)(2)	Storage Vessel Provisions - Procedures To Determine Compliance - Fixed Roof with Internal Floating Roof with Single Seal System	Y -	
63.120(a)(2)(i)	Storage Vessel Provisions - Procedures To Determine Compliance - Fixed Roof with Internal Floating Roof Seal Inspection through Manhole	Y -	
63.120(a)(2)(i)	Storage Vessel Provisions - Procedures To Determine Compliance - Fixed Roof with Internal Floating Roof Seal Inspection once every 12 months or during Empty and Degassing	Y -	
63.120(a)(3)	Storage Vessel Provisions - Procedures To Determine Compliance - Fixed Roof with Internal Floating Roof with Double Seal System	Y -	

**Table IV – ~~CQa Cluster 27F-301A~~
Source-specific Applicable Requirements
S696 – Tank A-696**

Applicable Requirement	Regulation Title or Description of Requirement	Federally Enforceable (Y/N)	Future Effective Date
63.120(a)(3)(i)	Storage Vessel Provisions - Procedures To Determine Compliance - Fixed Roof with Internal Floating Roof Seal Inspection once During Empty and Degassing and Once Every 5 Years	Y -	
63.120(a)(3)(i)	Storage Vessel Provisions - Procedures To Determine Compliance - Fixed Roof with Internal Floating Roof Seal Inspection through Manhole at Least Once Every 12 Months	Y -	
63.120(a)(3)(i)	Storage Vessel Provisions - Procedures To Determine Compliance - Fixed Roof with Internal Floating Roof Seal Inspection once During Empty and Degassing and Once Every 10 Years	Y -	
63.120(a)(4)	Storage Vessel Provisions - Procedures To Determine Compliance - Repair within 45 days or Extension Needed	Y -	
63.120(a)(5)	Storage Vessel Provisions - Procedures To Determine Compliance - Notify at least 30 days prior to filling	Y -	
63.120(a)(6)	Storage Vessel Provisions - Procedures To Determine Compliance - Unplanned Inspection	Y -	
63.120(a)(7)	Storage Vessel Provisions - Procedures To Determine Compliance - Inspect Every 5 Years for Secondary and Primary Seals	Y -	
63.123	Storage Vessel Provisions--Recordkeeping.	Y	
63.123(a)	Storage Vessel Provisions . Recordkeeping--Group 1 and Group 2	Y -	
63.123(c)	Storage Vessel Provisions . Recordkeeping - Group 1 Fixed Roof with Internal Floating Roof	Y -	
63.123(g)	Storage Vessel Provisions -- Recordkeeping, Extensions	Y -	
40 CFR 63 Subpart CCRefinery MACT	NESHAP for Source Categories - Petroleum Refineries Refineries (MACT) (06/03/2003) <i>REQUIREMENTS FOR INTERNAL FLOATING ROOF TANKS</i>	Y	
63.640	Applicability	Y	
63.640(c)(2)	Applicability and Designation of Storage Vessels	Y	
63.641	Definitions:	Y	
63.646	Storage Vessel Provisions	Y	
63.646(a)	Storage Vessel Provisions--Group 1, Comply with Subpart G 63.119 through 63.121.	Y	
63.646(b)(1)	Storage Vessel Provisions--Determine stored liquid % OHAP for group determination	Y	
63.646(b)(2)	Storage Vessel Provisions--Determine stored liquid % OHAP- method 18 to resolve disputes	Y	

**Table IV – ~~CQa Cluster 27F-301A~~
Source-specific Applicable Requirements
S696 – Tank A-696**

Applicable Requirement	Regulation Title or Description of Requirement	Federally Enforceable (Y/N)	Future Effective Date
63.646(c)	Storage Vessel Provisions--40 CFR 63 exclusions for storage vessels – 63.119(b)(5); (b)(6); (c)(2); and (d)(2) are not applicable	Y	
63.646(d)	Storage Vessel Provisions—How to handle references in 40 CFR 63 Subpart G for storage vessels	Y	
63.646(e)	Storage Vessel Provisions--Compliance with inspection requirements of 63.120 of Subpart G for gaskets, slotted membranes, and sleeve seals	Y	
63.646(f)	Storage Vessel Provisions--Group 1 floating roof requirements	Y	
63.646(f)(1)	Storage Vessel Provisions--Group 1 floating roof requirements--Cover or lid	Y	
63.646(f)(2)	Storage Vessel Provisions--Group 1 floating roof requirements--Rim space	Y	
63.646(f)(3)	Storage Vessel Provisions-Group 1 floating roof requirements--Automatic bleeder vents	Y	
63.646(g)	Storage Vessel Provisions—Failure to perform inspections and monitoring required by this section shall constitute a violation of the applicable standard of this subpart.	Y	
63.646(h)	Storage Vessel Provisions—References in 63.119 through 63.121 to 63.122(g)(1), 63.151, and references to initial notification requirements do not apply	Y	
63.646(i)	Storage Vessel Provisions—References to the Notification of Compliance Status Report in 63.152(b) shall be replaced with 63.654(f).	Y	
63.646(k)	Storage Vessel Provisions—References to the Periodic Reports in 63.152(c) shall be replaced with 63.654(g).	Y	
63.646(l)	Storage Vessel Provisions--State or local permitting agency notification requirements	Y	
63.654	Reporting and Recordkeeping Requirements	Y	
63.654(f)	Reporting and Recordkeeping Requirements--Notice of compliance status report requirements	Y	
63.654(f)(1)(i) (A)	Reporting and Recordkeeping Requirements--Notice of compliance status report requirements--Reporting--storage vessels	Y	
63.654(f)(1)(i) (A)(1)	Reporting and Recordkeeping Requirements--Notice of compliance status report requirements--Reporting--storage vessels	Y	
63.654(g)(1)	Periodic Reporting and Recordkeeping Requirements--storage vessels	Y	
63.654(g)(2)	Periodic Reporting and Recordkeeping Requirements--storage vessels with fixed roof with internal floating roofs	Y	

**Table IV – ~~CQa Cluster 27F-301A~~
Source-specific Applicable Requirements
S696 – Tank A-696**

Applicable Requirement	Regulation Title or Description of Requirement	Federally Enforceable (Y/N)	Future Effective Date
63.654(g)(2)(i)	Periodic Reporting and Recordkeeping Requirements--storage vessels with fixed roof with internal floating roofs	Y	
63.654(g)(2)(i)(C)	Periodic Reporting and Recordkeeping Requirements--storage vessels with fixed roof with internal floating roofs	Y	
63.654(g)(2)(i)	Periodic Reporting and Recordkeeping Requirements--storage vessels with fixed roof with internal floating roofs	Y	
63.654(g)(2)(i)(B)	Periodic Reporting and Recordkeeping Requirements--storage vessels with fixed roof with internal floating roofs	Y	
63.654(h)(2)	Reporting and Recordkeeping Requirements--Other reports--Storage vessel notification of inspections.	Y	
63.654(h)(2)(i)	Reporting and Recordkeeping Requirements--Other reports--Storage vessel notification of inspections.	Y	
63.654(h)(2)(i)(A)	Reporting and Recordkeeping Requirements--Other reports--Storage vessel notification of inspections.	Y	
63.654(h)(2)(i)(B)	Reporting and Recordkeeping Requirements--Other reports--Storage vessel notification of inspections.	Y	
63.654(h)(2)(i)(C)	Reporting and Recordkeeping Requirements--Other reports--Storage vessel notification of inspections.	Y	
63.654(h)(6)	Reporting and Recordkeeping Requirements--Other reports--Determination of Applicability	Y	
63.654(h)(6)(i)	Reporting and Recordkeeping Requirements--Other reports--Determination of Applicability	Y	
63.654(i)(1)	Reporting and Recordkeeping Requirements--Recordkeeping for storage vessels	Y	
63.654(i)(1)(i)	Reporting and Recordkeeping Requirements--Recordkeeping for storage vessels	Y	
63.654(i)(1)(i)(v)	Reporting and Recordkeeping Requirements--Recordkeeping for Group 2 storage vessels	Y	
63.654(i)(4)	Reporting and Recordkeeping Requirements—Record retention	Y	
63.642(e)	General recordkeeping requirements: Time period for keeping records, unless specified otherwise.	Y	
		Y	
	General recordkeeping requirements: Keep all reports and notification for the specified period of time.	Y	
63.646(a)	The source only needs to comply with the provisions as they relate to existing internal floating roof tanks.	Y	

**Table IV – ~~CQa Cluster 27F-301A~~
Source-specific Applicable Requirements
S696 – Tank A-696**

Applicable Requirement	Regulation Title or Description of Requirement	Federally Enforceable (Y/N)	Future Effective Date
	IFRT operating requirements: When landing the floating roof on its support legs, is the tank to be emptied & either refilled or degassed AS SOON AS POSSIBLE?	63.646(a) 63.119(b)(1) & (b)(2) YES	Y
	Temporary exemption from operating requirements while the internal floating roof is landed on its support legs? *	63.646(a) 63.119(b)(1) EXEMPT	Y
	IFR Rim Seals: vapor-mounted primary seal: liquid-mounted primary seal: mechanical shoe primary seal:	63.646(a) 63.119(b)(3)(i) – (3)(iii) OK with rim-mounted secondary OK alone OK alone	Y
	Must IFR vapor-mounted rim seals be continuous?	63.646(a) 63.119(b)(3)(iii) REQUIRED	Y
	Tank Top Visual Inspections (of IFR/CFR from manways and hatches of the fixed roof):	63.646(a) & 63.120(a) annually after initial fill or compliance	Y
	IFR/CFR Internal Inspections: (up close visual inspection of the floating roof, seals, & fittings):	63.646(a) & 63.120(a) at least every 10 years, including each emptying/degassing	Y
	Notification of Inspections: Are notifications of inspections to demonstrate initial compliance required. For IFR/CFR internal inspections:	63.646(a) 63.120(a)(2)(ii) & (3) internal inspection not required for initial compliance	Y
	OPTION: Does this rule allow an internal inspection every 5 years to replace both inspections noted above, if the IFR/CFR is equipped with a secondary seal?	63.646(a) 63.120(a)(3)(i) YES	Y
	Is there to be no liquid on the internal floating roof?	63.646(a) 63.120(a)(4) REQUIRED	Y
	Are there to be no IFR rim seal gaps that are visible from the tank top?	63.646(a) 63.120(a)(4) REQUIRED*	Y
	Shall there be no holes, tears, or openings in the IFR seals?	63.646(a) 63.120(a)(4) & (7) REQUIRED	Y

**Table IV – ~~CQa Cluster 27F-301A~~
Source-specific Applicable Requirements
S696 – Tank A-696**

Applicable Requirement	Regulation Title or Description of Requirement		Federally Enforceable (Y/N)	Future Effective Date
	IFRT REPAIRS: Time allowed for repair of defects found during in-service inspections:	63.646(a) 63.120(a)(4) make repairs within 45 days	Y	
	IFRT REPAIRS: If unable to repair, empty the tank & remove from service?	63.646(a) 63.120(a)(4) YES, within 45 days	Y	
	EXTENSIONS OF TIME: If defects cannot be repaired & the IFRT cannot be emptied within 45 days?	63.646(a) 63.120(a)(4) up to 2 extensions of 30 days each, if needed	Y	
	IFRT REPAIRS: Repair of defects if the tank is empty?	63.646(a) 63.120(a)(7) prior to refilling	Y	
63.646(e)	IFR well covers to be gasketed?	63.646(e) not required at existing sources	Y	
	IFR vents to be gasketed?	63.646(e) not required at existing sources	Y	
	IFR deck openings other than for vents to project into liquid?	63.646(e) not required at existing sources	Y	
	IFR access hatch & gauge float well covers to be bolted closed?	63.646(e) not required at existing sources	Y	
	IFR guidepole & column wells allowed a flexible fabric sleeve seal or a gasketed cover?	63.646(e) not applicable at existing sources	Y	
	IFRT unslotted guidepoles to have a gasketed cap at the top of the pole?	63.646(e) not required at existing sources	Y	
	IFRT slotted guidepoles to have a deck cover gasket and pole wiper, and either an internal float or a pole sleeve?	63.646(e) not required at existing sources	Y	
63.646(e)	Exempts existing source from complying with inspection requirements for gaskets, slotted membranes and sleeve seals.		Y	
63.646(f)	Deck openings (wells) other than for vents, drains, or legs to have covers that are kept closed except for access?	63.646(f)(1) REQUIRED	Y	
	IFR rim space vents to remain closed except when the pressure setting is exceeded?	63.646(f)(2) REQUIRED	Y	
	IFR auto-bleeder vent (vacuum breaker) to be closed except when the deck is landed?	63.646(f)(3) REQUIRED	Y	

**Table IV – ~~CQa Cluster 27F-301A~~
Source-specific Applicable Requirements
S696 – Tank A-696**

Applicable Requirement	Regulation Title or Description of Requirement	Federally Enforceable (Y/N)	Future Effective Date
63.646(g)	This notes that the failure to perform inspections and required monitoring is a violation of the application standard.	Y	
63.646(l)	Notification of Inspections: Is the State or local authority allowed to waive the notification requirements?	Y	
63.654(g), (h) and (i)	The source only needs to comply with provisions as they relate to existing internal floating roof tanks.	Y	
63.654(g)	Report of periodic inspections, etc. AFTER documenting initial compliance?	Y	
	Periodic Reports: Report of IFR/CFR inspections that find out of compliance?	Y	
	Periodic Reports: Report of IFR/CFR inspection failures to include:	Y	
	Periodic Reports: IFR/CFR report to include prior request for 30-day extension, w/ documentation of need?	Y	
	Periodic Reports: Additional information to be included if an extension is utilized for an IFR/CFR:	Y	
63.654(h)	Notification of Inspections: Is 30-day notice required for internal inspections of IFRTs & CFRTs (i.e., prior to filling or refilling); but a 7-day verbal notice acceptable if the event is unplanned?	Y	
	Report applicability for varying-use tanks?	Y	
	Other (initial) Reports: Report applicability for varying use tanks?	Y	

**Table IV – ~~CQa Cluster 27F-301A~~
Source-specific Applicable Requirements
S696 – Tank A-696**

Applicable Requirement	Regulation Title or Description of Requirement	Federally Enforceable (Y/N)	Future Effective Date
63.654(i)	Applicability records: Time period for keeping records of applicability determination, unless specified otherwise.	63.654(i)(1) 63.123(a) Keep record readily accessible for the service life of the tank	Y
	Applicability records: Records of dimensions & capacity required for nonexempt tanks?	63.654(i)(1) 63.646(a)&63.119(a)(3) 63.123(a) Required Keep record readily accessible for service life of the tank*	Y
	Recordkeeping for inspections: Keep inspection reports as specified.	63.654(i)(1) 63.123(e)–(e) all inspections	Y
	Records of IFR & CFR inspection reports:	63.654(i)(1) 63.123(e) & (e) all inspections	Y
	Recordkeeping for delayed repairs: When utilizing a delay of repair provision, keep documentation of the reason for the delay.	63.654(i)(1) 63.123 (g) required	Y
	Applicability records: Additional recordkeeping requirements for certain tanks.	63.654(i)(1)(iv) determination of HAP content Keep record readily accessible for service life of the tank	Y
BAAQMD Condition # 11707	Permit Conditions		
Part 1	Design specifications (basis: Reg. 8-5, cumulative increase)	Y	
Part 2	Requirement to notify the District regarding tank seals (basis: Reg. 8-5, cumulative increase)	Y	
BAAQMD Condition # 19528			
Part 1	Throughput limit (basis: Regulation 2-1-234.3, Regulation 2-1-403 Regulation 2-6-503)	Y	
BAAQMD Condition # 21849	Startup Conditions		
Part 1	Final fugitive count (basis: cumulative increase, offsets, toxics risk screen)	Y	
Part 2	Correct offsets if necessary (basis: offsets)	Y	

**Table IV – ~~CQa Cluster 27F-301A~~
Source-specific Applicable Requirements
S696 – Tank A-696**

Applicable Requirement	Regulation Title or Description of Requirement	Federally Enforceable (Y/N)	Future Effective Date
Part 3	Light hydrocarbon valves shall be BACT compliant, POC's shall not exceed 100 ppm (basis: BACT, Reg 8-18, toxics risk screen)	Y	
Part 4	Light hydrocarbon flanges and connectors shall be BACT compliant, POC's shall not exceed 100 ppm (basis: BACT, Reg 8-18, toxics risk screen)	Y	
Part 5	Light hydrocarbon pump seals shall be BACT compliant, POC's shall not exceed 500 ppm (basis: BACT, Reg 8-18, toxics risk screen)	Y	
Part 6	Light hydrocarbon pressure relief valves shall vent back to the refinery fuel gas system or abatement with POC capture and destruction of 98% by weight (basis: BACT, Reg 8-28, toxics risk screen)	Y	
Part 7	Integrate all new fugitives in organic service into the facility fugitive equipment monitoring and repair program (basis: BACT, Reg 8-18)	Y	

**Table IV – CR Cluster 27
Source-specific Applicable Requirements
S697 – Tank A-697**

Applicable Requirement	Regulation Title or Description of Requirement	Federally Enforceable (Y/N)	Future Effective Date
BAAQMD Reg 8 Rule 5	Organic Compounds – STORAGE OF ORGANIC LIQUIDS (11/27/02)		
8-5-111	Limited Exemption, Tank Removal From and Return to Service	Y	
8-5-111.1	Limited Exemption, Tank Removal From and Return to Service; Notice to the APCO	Y	
8-5-111.1.1	Limited Exemption, Tank Removal From and Return to Service; Notice to the APCO; 3 day prior notification	Y	
8-5-111.1.2	Limited Exemption, Tank Removal From and Return to Service; Notice to the APCO; Telephone notification	Y	
8-5-111.2	Limited Exemption, Tank Removal From and Return to Service; Compliance before notification	Y	
8-5-111.3	Limited Exemption, Tank Removal From and Return to Service; Floating roof tanks – continuous and quick filling, emptying and refilling	Y	
8-5-111.5	Limited Exemption, Tank Removal From and Return to Service; Minimization of emissions	Y	
8-5-111.6	Limited Exemption, Tank Removal From and Return to Service; Written notice of completion not required	Y	

Table IV—CR Cluster 27
Source-specific Applicable Requirements
S697—Tank A-697

Applicable Requirement	Regulation Title or Description of Requirement	Federally Enforceable (Y/N)	Future Effective Date
8-5-111.7	Limited Exemption, Tank Removal From and Return to Service; Compliance with Section 8-5-328	Y	
8-5-112	Limited Exemption, Tanks in Operation	Y	
8-5-112.1	Limited Exemption, Tanks in Operation; Notice to the APCO	Y	
8-5-112.1.1	Limited Exemption, Tanks in Operation; Notice to the APCO; 3 day prior notification	Y	
8-5-112.1.2	Limited Exemption, Tanks in Operation; Notice to the APCO; Telephone notification	Y	
8-5-112.2	Limited Exemption, Tanks in Operation; Compliance and certification before commencement of work	Y	
8-5-112.3	Limited Exemption, Tanks in Operation; No product movement; minimization of emissions	Y	
8-5-112.4	Limited Exemption, Tanks in Operation; Exemption does not exceed 7 days	Y	
8-5-301	Storage Tank Control Requirements	Y	
8-5-302	Requirements for Submerged Fill Pipes	Y	
8-5-303	Requirements for Pressure Vacuum Valve	Y	
8-5-305	Requirements for Internal Floating Roofs	Y	
8-5-320	Tank Fitting Requirements	Y	
8-5-321	Primary Seal Requirements	Y	
8-5-322	Secondary Seal Requirements	Y	
8-5-328	Tank Degassing Requirements	Y	
8-5-402	Inspection Requirements for Internal Floating Roof	Y	
8-5-403	Inspection Requirements for Pressure Vacuum Valves	Y	
8-5-404	Certification	Y	
8-5-405	Information Required	Y	
8-5-501	Records	Y	
8-5-502	Tank Degassing Annual Source Test Requirement	Y	
8-5-503	Portable Hydrocarbon Detector	Y	
<i>Refinery MACT</i>	NESHAP for Petroleum Refineries REQUIREMENTS FOR INTERNAL FLOATING ROOF TANKS	Y	
63.642(e)	General recordkeeping requirements: Time period for keeping records, unless specified otherwise.	Y	
	General recordkeeping requirements: Keep all reports and notification for the specified period of time.	Y	
	63.642(e) & 63.654(i)(4) keep all other records 5 years, retrievable within 24 hr		
	63.642(e) & 63.654(i)(4) required		

**Table IV—CR Cluster 27
Source-specific Applicable Requirements
S697—Tank A-697**

Applicable Requirement	Regulation Title or Description of Requirement	Federally Enforceable (Y/N)	Future Effective Date
63.646(a)	The source only needs to comply with the provisions as they relate to existing internal floating roof tanks.	Y	
63.646(a)	IFRT operating requirements: When landing the floating roof on its support legs, is the tank to be emptied & either refilled or degassed AS SOON AS POSSIBLE?	63.646(a) 63.119(b)(1) & (b)(2) YES	Y
	Temporary exemption from operating requirements while the internal floating roof is landed on its support legs? *	63.646(a) 63.119(b)(1) EXEMPT	Y
	IFR Rim Seals: vapor-mounted primary seal: liquid-mounted primary seal: mechanical shoe primary seal:	63.646(a) 63.119(b)(3)(i) – (3)(iii) OK with rim-mounted secondary OK alone OK alone	Y
	Must IFR vapor-mounted rim seals be continuous?	63.646(a) 63.119(b)(3)(iii) REQUIRED	Y
	Tank Top Visual Inspections (of IFR/CFR from manways and hatches of the fixed roof):	63.646(a) & 63.120(a) annually after initial fill or compliance	Y
	IFR/CFR Internal Inspections: (up close visual inspection of the floating roof, seals, & fittings):	63.646(a) & 63.120(a) at least every 10 years, including each emptying/degassing	Y
	Notification of Inspections: Are notifications of inspections to demonstrate initial compliance required; For IFR/CFR internal inspections:	63.646(a) 63.120(a)(2)(ii) & (3) internal inspection not required for initial compliance	Y
	OPTION: Does this rule allow an internal inspection every 5 years to replace both inspections noted above, if the IFR/CFR is equipped with a secondary seal?	63.646(a) 63.120(a)(3)(i) YES	Y
	Is there to be no liquid on the internal floating roof?	63.646(a) 63.120(a)(4) REQUIRED	Y
	Are there to be no IFR rim seal gaps that are visible from the tank top?	63.646(a) 63.120(a)(4) REQUIRED*	Y

Table IV—CR Cluster 27
Source-specific Applicable Requirements
S697—Tank A-697

Applicable Requirement	Regulation Title or Description of Requirement	Federally Enforceable (Y/N)	Future Effective Date
	Shall there be no holes, tears, or openings in the IFR seals?	63.646(a) 63.120(a)(4) & (7) REQUIRED	Y
	IFRT REPAIRS: Time allowed for repair of defects found during in-service inspections:	63.646(a) 63.120(a)(4) make repairs within 45 days	Y
	IFRT REPAIRS: If unable to repair, empty the tank & remove from service?	63.646(a) 63.120(a)(4) YES, within 45 days	Y
	EXTENSIONS OF TIME: If defects cannot be repaired & the IFRT cannot be emptied within 45 days?	63.646(a) 63.120(a)(4) up to 2 extensions of 30 days each, if needed	Y
	IFRT REPAIRS: Repair of defects if the tank is empty?	63.646(a) 63.120(a)(7) prior to refilling	Y
63.646(e)	IFR well covers to be gasketed?	63.646(e) not required at existing sources	Y
	IFR vents to be gasketed?	63.646(e) not required at existing sources	Y
	IFR deck openings other than for vents to project into liquid?	63.646(e) not required at existing sources	Y
	IFR access hatch & gauge float well covers to be bolted closed?	63.646(e) not required at existing sources	Y
	IFR guidepole & column wells allowed a flexible fabric sleeve seal or a gasketed cover?	63.646(e) not applicable at existing sources	Y
	IFRT unslotted guidepoles to have a gasketed cap at the top of the pole?	63.646(e) not required at existing sources	Y
	IFRT slotted guidepoles to have a deck cover gasket and pole wiper, and either an internal float or a pole sleeve?	63.646(e) not required at existing sources	Y
63.646(e)	Exempts existing source from complying with inspection requirements for gaskets, slotted membranes and sleeve seals.		Y
63.646(f)	Deck openings (wells) other than for vents, drains, or legs to have covers that are kept closed except for access?	63.646(f)(1) REQUIRED	Y
	IFR rim space vents to remain closed except when the pressure setting is exceeded?	63.646(f)(2) REQUIRED	Y

Table IV—CR Cluster 27
Source-specific Applicable Requirements
S697—Tank A-697

Applicable Requirement	Regulation Title or Description of Requirement	Federally Enforceable (Y/N)	Future Effective Date
	IFR auto. bleeder vent (vacuum breaker) to be closed except when the deck is landed?	63.646(f)(3) REQUIRED	Y
63.646(g)	This notes that the failure to perform inspections and required monitoring is a violation of the application standard.		Y
63.646(l)	Notification of Inspections: Is the State or local authority allowed to waive the notification requirements?	63.646(l) 63.654(h)(2)(i)(C)&(ii) YES	Y
63.654(g), (h) and (i)	The source only needs to comply with provisions as they relate to existing internal floating roof tanks.		Y
63.654(g)	Report of periodic inspections, etc. AFTER documenting initial compliance?	63.654(g) begin Sept 13, 1999 then semiannual	Y
	Periodic Reports: Report of IFR/CFR inspections that find out of compliance?	63.654(g)(2)—(4) Required within 60 days after each semiannual period	Y
	Periodic Reports: Report of IFR/CFR inspection failures to include:	63.654(g)(2)—(4) date of inspec, identification of tank, description of failure, & date of repair or emptying	Y
	Periodic Reports: IFR/CFR report to include prior request for 30-day extension, w/ documentation of need?	63.654(g)(2)—(4) prior request is not required	Y
	Periodic Reports: Additional information to be included if an extension is utilized for an IFR/CFR:	63.654(g)(2)(i) 63.654(g)(3)(ii) document the reason for the extension	Y
63.654(h)	Notification of Inspections: Is 30-day notice required for internal inspections of IFRTs & CFRTs (i.e., prior to filling or refilling); but a 7-day verbal notice acceptable if the event is unplanned?	63.654(h)(2)(i) 63.646(a) 63.120(a)(5)&(6) REQUIRED	Y
	Report applicability for varying-use tanks?	63.654(h)(6)(ii) w/the initial NOC Status report	Y

Table IV—CR Cluster 27
Source-specific Applicable Requirements
S697—Tank A-697

Applicable Requirement	Regulation Title or Description of Requirement	Federally Enforceable (Y/N)	Future Effective Date
	Other (initial) Reports: Report applicability for varying use tanks?	63.654(h)(6)(ii) required with the initial Notification of Compliance Status report	Y
63.654(i)	Applicability records: Time period for keeping records of applicability determination, unless specified otherwise.	63.654(i)(1) 63.123(a) Keep record readily accessible for the service life of the tank	Y
	Applicability records: Records of dimensions & capacity required for nonexempt tanks?	63.654(i)(1) 63.646(a)&63.119(a)(3) 63.123(a) Required Keep record readily accessible for service life of the tank *	Y
	Recordkeeping for inspections: Keep inspection reports as specified.	63.654(i)(1) 63.123(e) — (e) all inspections	Y
	Records of IFR & CFR inspection reports:	63.654(i)(1) 63.123(e) & (e) all inspections	Y
	Recordkeeping for delayed repairs: When utilizing a delay of repair provision, keep documentation of the reason for the delay.	63.654(i)(1) 63.123 (g) required	Y
	Applicability records: Additional recordkeeping requirements for certain tanks.	63.654(i)(1)(iv) determination of HAP content Keep record readily accessible for service life of the tank	Y
BAAQMD Condition # 19528			
Part 1	Throughput limit (basis: Regulation 2-1-234.3, Regulation 2-1-403 Regulation 2-6-503)	Y	

Table IV – CS Cluster 27F-301A
Source-specific Applicable Requirements
S612 – Tank A-612

Applicable Requirement	Regulation Title or Description of Requirement	Federally Enforceable (Y/N)	Future Effective Date
BAAQMD Reg 8 Rule 5	Organic Compounds – STORAGE OF ORGANIC LIQUIDS (11/27/02)10/18/2006 Requirements for Internal Floating Roof Tanks		
8-5-100	General	Y	
8-5-101	Description	Y	
8-5-111	Limited Exemption, Tank Removal From and Return to Service	N	
8-5-111.1	Limited Exemption, Tank Removal From and Return to Service; Notice to the APCO	Y	
8-5-111.1.1	Limited Exemption, Tank Removal From and Return to Service; Notice to the APCO; 3 day prior notification	Y	
8-5-111.1.2	Limited Exemption, Tank Removal From and Return to Service; Notice to the APCO; Telephone notification	Y	
8-5-111.2	Limited Exemption, Tank Removal From and Return to Service; Compliance before notification	N	
8-5-111.3	Limited Exemption, Tank Removal From and Return to Service; Floating roof tanks - continuous and quick filling, emptying and refilling	Y	
8-5-111.5	Limited Exemption, Tank Removal From and Return to Service; Minimization of emissions	N	
8-5-111.6	Limited Exemption, Tank Removal From and Return to Service; Written notice of completion not required	N	
8-5-112	Limited Exemption, Preventative Maintenance and Inspection of Tanks in Operation	N	
8-5-112.1	Limited Exemption, Preventative Maintenance and Inspection of Tanks in Operation; Notice to the APCO	Y	
8-5-112.1.1	Limited Exemption, Preventative Maintenance and Inspection of Tanks in Operation; Notice to the APCO; 3 day prior notification	Y	
8-5-112.1.2	Limited Exemption, Preventative Maintenance and Inspection of Tanks in Operation; Notice to the APCO; Telephone notification	Y	
8-5-112.2	Limited Exemption, Preventative Maintenance and Inspection of Tanks in Operation; Compliance and certification before commencement of work	N	
8-5-112.3	Limited Exemption, Preventative Maintenance and Inspection of Tanks in Operation; No product movement; minimization of emissions	Y	
8-5-112.4	Limited Exemption, Preventative Maintenance and Inspection of Tanks in Operation; Exemption does not exceed 7 days	N	
8-5-112.5	Limited Exemption, Preventative Maintenance and Inspection of Tanks in Operation; Self report if out of compliance during exemption period	N	
8-5-112.6	Limited Exemption, Preventative Maintenance and Inspection of Tanks in Operation; Keep records for each exemption	N	
8-5-112.6.1	Limited Exemption, Preventative Maintenance and Inspection of Tanks in Operation; Keep records for each exemption	N	

**Table IV – ~~CS Cluster 27F-301A~~
Source-specific Applicable Requirements
S612 – Tank A-612**

Applicable Requirement	Regulation Title or Description of Requirement	Federally Enforceable (Y/N)	Future Effective Date
8-5-112.6.2	Limited Exemption, Preventative Maintenance and Inspection of Tanks in Operation; Keep records for each exemption	<u>N</u>	
8-5-112.6.3	Limited Exemption, Preventative Maintenance and Inspection of Tanks in Operation; Keep records for each exemption	<u>N</u>	
8-5-112.6.4	Limited Exemption, Preventative Maintenance and Inspection of Tanks in Operation; Keep records for each exemption	<u>N</u>	
8-5-117	Limited Exemption, Low Vapor Pressure	<u>N</u>	
8-5-119	Limited Exemption, Repair Period - Optional	<u>N</u>	
8-5-119.1	Limited Exemption, Repair Period - Optional	<u>N</u>	
8-5-119.2	Limited Exemption, Repair Period - Optional	<u>N</u>	
8-5-119.3	Limited Exemption, Repair Period - Optional	<u>N</u>	
8-5-301	Storage Tank Control Requirements	<u>N</u>	
8-5-305	Requirements for Internal Floating roofs	<u>N</u>	
8-5-305.2	Requirements for Internal Floating roofs; Seals installed after 2/1/1993	<u>Y</u>	
8-5-305.3	Requirements for Internal Floating roofs; Viewports in fixed roof tank; not required if dome roof has translucent panels	<u>Y</u>	
8-5-305.4	Requirements for Internal Floating roofs; Tank fitting requirements	<u>Y</u>	
8-5-305.5	Requirements for Internal Floating roofs; Floating roof requirements	<u>N</u>	
8-5-305.6	Requirements for Internal Floating roofs; Tank shell	<u>N</u>	
8-5-320	Tank Fitting Requirements	<u>N</u>	
8-5-320.2	Floating Roof Tank Fitting Requirements; Projection below liquid surface	<u>N</u>	
8-5-320.3	Floating Roof Tank Fitting Requirements; Gasketed covers, seals, lids	<u>N</u>	
8-5-320.3.1	Floating Roof Tank Fitting Requirements; Gasketed covers, seals, lids - Gap requirements	<u>Y</u>	
8-5-320.3.2	Floating Roof Tank Fitting Requirements; Internal floating roof inaccessible opening requirements	<u>Y</u>	
8-5-320.5	Floating Roof Tank Fitting Requirements; Slotted sampling or gauging wells	<u>N</u>	
8-5-320.5.1	Floating Roof Tank Fitting Requirements; Slotted sampling or gauging wells -projection below liquid surface	<u>Y</u>	
8-5-320.5.2	Floating Roof Tank Fitting Requirements; Slotted sampling or gauging wells -cover, gasket, pole sleeve, pole wiper for EFR wells	<u>N</u>	
8-5-320.5.3	Floating Roof Tank Fitting Requirements; Slotted sampling or gauging wells-total secondary seal gap must include well gap	<u>Y</u>	

**Table IV – ~~CS Cluster 27F-301A~~
Source-specific Applicable Requirements
S612 – Tank A-612**

Applicable Requirement	Regulation Title or Description of Requirement	Federally Enforceable (Y/N)	Future Effective Date
8-5-321	Primary Seal Requirements	<u>N</u>	
8-5-321.1	Primary Seal Requirements; No holes, tears, other openings	<u>Y</u>	
8-5-321.2	Primary Seal Requirements; The seal shall be metallic shoe or liquid mounted except as provided in 8-5-305.1.3	<u>Y</u>	
8-5-321.3	Primary Seal Requirements; Metallic-shoe-type seal requirements	<u>N</u>	
8-5-321.3.1	Primary Seal Requirements; Metallic-shoe-type seal requirements--geometry of shoe	<u>Y</u>	
8-5-321.3.2	Primary Seal Requirements; Metallic-shoe-type seal requirements--welded tanks	<u>Y</u>	
8-5-322	Secondary Seal Requirements	<u>N</u>	
8-5-322.1	Secondary Seal Requirements; No holes, tears, other openings	<u>Y</u>	
8-5-322.2	Secondary Seal Requirements; Insertion of probes	<u>Y</u>	
8-5-322.5	Secondary Seal Requirements; Gap requirements for welded external floating roof tanks with seals installed after 9/4/1985	<u>Y</u>	
8-5-322.6	Secondary Seal Requirements; Extent of seal	<u>Y</u>	
8-5-328	Tank Degassing Requirements	<u>N</u>	
8-5-328.1	Tank Degassing Requirements; Tanks > 75 cubic meters	<u>N</u>	
8-5-328.2	Tank Degassing Requirements; Ozone Excess Day Prohibition	<u>Y</u>	
8-5-328.3	Tank Degassing Requirements; BAAQMD notification required	<u>N</u>	
8-5-331	Tank Cleaning Requirements	<u>N</u>	
8-5-331.1	Tank Cleaning Requirements; Cleaning material properties	<u>N</u>	
8-5-331.2	Tank Cleaning Requirements; Steam cleaning prohibition	<u>N</u>	
8-5-331.3	Tank Cleaning Requirements; Steam cleaning exceptions	<u>N</u>	
8-5-402	Inspection Requirements for Internal Floating Roof Tanks	<u>N</u>	
8-5-402.1	Inspection Requirements for Internal Floating Roof Tanks; Primary and Secondary Seal Inspections – Seal gaps	<u>Y</u>	
8-5-402.2	Inspection Requirements for Internal Floating Roof Tanks; Visual Inspection of Outer Most Seal	<u>N</u>	
8-5-402.3	Inspection Requirements for Internal Floating Roof Tanks; Tank Fitting Inspection	<u>N</u>	
8-5-404	Inspection, Abatement Efficiency Determination, and Source Test Reports	<u>N</u>	
8-5-411	Enhanced Monitoring Program (Optional)	<u>N</u>	
8-5-411.3	Enhanced Monitoring Program (Optional); Performance requirements	<u>N</u>	
8-5-501	Records	<u>Y</u>	
8-5-501.1	Records; Type and amounts of liquid, type of blanket gas, TVP - Retain 24 months	<u>Y</u>	

**Table IV – ~~CS Cluster 27F-301A~~
Source-specific Applicable Requirements
S612 – Tank A-612**

Applicable Requirement	Regulation Title or Description of Requirement	Federally Enforceable (Y/N)	Future Effective Date
8-5-501.2	Records; Internal and External Floating Roof Tanks, Seal Replacement Records - Retain 10 years	Y	
8-5-501.3	Records; Retention	N	
8-5-602	Analysis of Samples, True Vapor Pressure	Y	
8-5-604	Determination of Applicability Based on True Vapor Pressure	Y	
8-5-605	Measurement of Leak Concentration and Residual Concentrations	N	
8-5-605.1	Measurement of Leak Concentration and Residual Concentrations; EPA Method 21 Instrument	N	
8-5-605.2	Measurement of Leak Concentration and Residual Concentrations; Test Methods	N	
8-5-606	Analysis of Samples, Tank Cleaning Agents	N	
8-5-606.1	Analysis of Samples, Tank Cleaning Agents; IBP	N	
8-5-606.2	Analysis of Samples, Tank Cleaning Agents; TVP	N	
8-5-606.3	Analysis of Samples, Tank Cleaning Agents; VOC	N	
SIP Regulation 8 Rule 5	Organic Compounds - Storage of Organic Liquids (06/05/2003)		
8-5-111	Limited Exemption, Tank Removal From and Return to Service	Y	
8-5-111.1	Limited Exemption, Tank Removal From and Return to Service; Notice to the APCO	Y	
8-5-111.1.1	Limited Exemption, Tank Removal From and Return to Service; Notice to the APCO; 3-day prior notification	Y	
8-5-111.1.2	Limited Exemption, Tank Removal From and Return to Service; Notice to the APCO; Telephone notification	Y	
8-5-111.2	Limited Exemption, Tank Removal From and Return to Service; Compliance before notification	Y	
8-5-111.3	Limited Exemption, Tank Removal From and Return to Service; Floating roof tanks—continuous and quick filling, emptying and refilling	Y	
8-5-111.5	Limited Exemption, Tank Removal From and Return to Service; Minimization of emissions	Y	
8-5-111.6	Limited Exemption, Tank Removal From and Return to Service; Written notice of completion not required	Y	
8-5-111.7	Limited Exemption, Tank Removal From and Return to Service; Compliance with Section 8-5-328	Y	
8-5-112	Limited Exemption, Tanks in Operation	Y	
8-5-112.1	Limited Exemption, Tanks in Operation; Notice to the APCO	Y	
8-5-112.1.1	Limited Exemption, Tanks in Operation; Notice to the APCO; 3-day prior notification	Y	

**Table IV – ~~CS Cluster 27F-301A~~
Source-specific Applicable Requirements
S612 – Tank A-612**

Applicable Requirement	Regulation Title or Description of Requirement	Federally Enforceable (Y/N)	Future Effective Date
8-5-112.1.2	Limited Exemption, Tanks in Operation; Notice to the APCO; Telephone notification	Y	
8-5-112.2	Limited Exemption, Tanks in Operation; Compliance and certification before commencement of work	Y	
8-5-112.3	Limited Exemption, Tanks in Operation; No product movement; minimization of emissions	Y	
8-5-112.4	Limited Exemption, Tanks in Operation; Exemption does not exceed 7 days	Y	
8-5-117	Exemption, Low Vapor Pressure	Y	
8-5-301	Storage Tank Control Requirements	Y	
8-5-302	Requirements for Submerged Fill Pipes	Y	
8-5-303	Requirements for Pressure Vacuum Valve	Y	
8-5-305	Requirements for Internal Floating Roofs	Y	
8-5-305.5	Requirements for Internal Floating roofs; Floating roof requirements	Y	
8-5-320	Tank Fitting Requirements	Y	
8-5-320.2	Tank Fitting Requirements – Floating roof tanks, Gasketed covers, seals, lids – Projection below surface except p/v valves and vacuum breaker vents	Y	
8-5-320.3	Tank Fitting Requirements; Gasketed covers, seals, lids	Y	
8-5-320.5	Tank Fitting Requirements; Slotted sampling or gauging wells	Y	
8-5-320.5.2	Tank Fitting Requirements; Slotted sampling or gauging wells - cover, gasket, pole sleeve, pole wiper for EFR wells	Y	
8-5-321	Primary Seal Requirements	Y	
8-5-321.4	Primary Seal Requirements; Resilient-toroid-type seal gap requirements	Y	
8-5-322	Secondary Seal Requirements	Y	
8-5-328	Tank Degassing Requirements	Y	
8-5-328.1	Tank degassing requirements; Tanks > 75 cubic meters	Y	
8-5-328.1.2	Tank degassing requirements; Concentration of <10,000 ppm as methane after degassing	Y	
8-5-402	Inspection Requirements for Internal Floating Roof	Y	
8-5-402.2	Inspection Requirements for Internal Floating Roof Tanks; Visual Inspection of Outer Most Seal	Y	
8-5-402.3	Inspection Requirements for Internal Floating Roof Tanks; Tank Fitting Inspection	Y	
8-5-403	Inspection Requirements for Pressure Vacuum Valves	Y	
8-5-404	Certification	Y	
8-5-405	Information Required	Y	

**Table IV – ~~CS Cluster 27F-301A~~
Source-specific Applicable Requirements
S612 – Tank A-612**

Applicable Requirement	Regulation Title or Description of Requirement	Federally Enforceable (Y/N)	Future Effective Date
8-5-405.1	Information required	<u>Y</u>	
8-5-405.2	Information required	<u>Y</u>	
8-5-405.3	Information required	<u>Y</u>	
8-5-501	Records	Y	
8-5-502	Tank Degassing Annual Source Test Requirement	Y	
8-5-503	Portable Hydrocarbon Detector	Y	
40 CFR 63 Subpart G	NESHAPS for Source Categories: SOCMIHON G Requirements for tanks subject to 40 CFR 63 Subpart CC	-	
63.119	Storage Vessel Provisions--Reference Control Technology	<u>Y</u>	
63.119(a)	Storage Vessel Provisions -- Reference Control Technology	<u>Y</u>	
63.119(a)(1)	Storage Vessel Provisions -- Reference Control Technology--Group 1, TVP < 76.6 kPa (11psi)	<u>Y</u>	
63.119(b)	Storage Vessel Provisions - Reference Control Technology - Fixed Roof with Internal Floating Roof	<u>Y</u>	
63.119(b)(1)	Storage Vessel Provisions - Reference Control Technology - Fixed Roof with Internal Floating Roof; Leg Support	<u>Y</u>	
63.119(b)(1)(i)	Storage Vessel Provisions - Reference Control Technology - Fixed Roof with Internal Floating Roof ; Initial Fill	<u>Y</u>	
63.119(b)(1)(i)	Storage Vessel Provisions - Reference Control Technology - Fixed Roof with Internal Floating Roof; Empty and Degassed	<u>Y</u>	
63.119(b)(1)(i)	Storage Vessel Provisions - Reference Control Technology - Fixed Roof with Internal Floating Roof; Completely Empty	<u>Y</u>	
63.119(b)(2)	Storage Vessel Provisions - Reference Control Technology - Fixed Roof with Internal Floating Roof Resting on Leg Support	<u>Y</u>	
63.119(b)(3)	Storage Vessel Provisions - Reference Control Technology - Fixed Roof with Internal Floating Roof Closure Device	<u>Y</u>	
63.119(b)(3)(i)	Storage Vessel Provisions - Reference Control Technology - Fixed Roof with Internal Floating Roof Liquid Mounted Seal	<u>Y</u>	
63.119(b)(3)(i)	Storage Vessel Provisions - Reference Control Technology - Fixed Roof with Internal Floating Roof Metallic Shoe Seal	<u>Y</u>	
63.119(b)(3)(i)	Two seals mounted one above the other so that each forms a continuous closure that completely covers the space between the wall of the storage vessel and the edge of the internal floating roof. The lower seal may be vapor-mounted, but both must be continuous seals	<u>Y</u>	
63.119(b)(4)	Storage Vessel Provisions - Reference Control Technology - Fixed Roof with Internal Floating Roof Automatic Bleeder Vent	<u>Y</u>	

**Table IV – ~~CS Cluster 27F-301A~~
Source-specific Applicable Requirements
S612 – Tank A-612**

Applicable Requirement	Regulation Title or Description of Requirement	Federally Enforceable (Y/N)	Future Effective Date
63.120	Storage Vessel Provisions - Procedures To Determine Compliance.	<u>Y</u> -	
63.120(a)	Storage Vessel Provisions - Procedures To Determine Compliance - Fixed Roof with Internal Floating Roof	<u>Y</u> -	
63.120(a)(1)	Storage Vessel Provisions - Procedures To Determine Compliance - Fixed Roof with Internal Floating Roof Seal Inspection Schedule	<u>Y</u> -	
63.120(a)(2)	Storage Vessel Provisions - Procedures To Determine Compliance - Fixed Roof with Internal Floating Roof with Single Seal System	<u>Y</u> -	
63.120(a)(2)(i)	Storage Vessel Provisions - Procedures To Determine Compliance - Fixed Roof with Internal Floating Roof Seal Inspection through Manhole	<u>Y</u> -	
63.120(a)(2)(i)	Storage Vessel Provisions - Procedures To Determine Compliance - Fixed Roof with Internal Floating Roof Seal Inspection once every 12 months or during Empty and Degassing	<u>Y</u> -	
63.120(a)(3)	Storage Vessel Provisions - Procedures To Determine Compliance - Fixed Roof with Internal Floating Roof with Double Seal System	<u>Y</u> -	
63.120(a)(3)(i)	Storage Vessel Provisions - Procedures To Determine Compliance - Fixed Roof with Internal Floating Roof Seal Inspection once During Empty and Degassing and Once Every 5 Years	<u>Y</u> -	
63.120(a)(3)(i)	Storage Vessel Provisions - Procedures To Determine Compliance - Fixed Roof with Internal Floating Roof Seal Inspection through Manhole at Least Once Every 12 Months	<u>Y</u> -	
63.120(a)(3)(i)	Storage Vessel Provisions - Procedures To Determine Compliance - Fixed Roof with Internal Floating Roof Seal Inspection once During Empty and Degassing and Once Every 10 Years	<u>Y</u> -	
63.120(a)(4)	Storage Vessel Provisions - Procedures To Determine Compliance - Repair within 45 days or Extension Needed	<u>Y</u> -	
63.120(a)(5)	Storage Vessel Provisions - Procedures To Determine Compliance - Notify at least 30 days prior to filling	<u>Y</u> -	
63.120(a)(6)	Storage Vessel Provisions - Procedures To Determine Compliance - Unplanned Inspection	<u>Y</u> -	
63.120(a)(7)	Storage Vessel Provisions - Procedures To Determine Compliance - Inspect Every 5 Years for Secondary and Primary Seals	<u>Y</u> -	
63.123	Storage Vessel Provisions--Recordkeeping.	<u>Y</u> -	
63.123(a)	Storage Vessel Provisions . Recordkeeping--Group 1 and Group 2	<u>Y</u> -	
63.123(c)	Storage Vessel Provisions . Recordkeeping - Group 1 Fixed Roof with Internal Floating Roof	<u>Y</u> -	
63.123(g)	Storage Vessel Provisions -- Recordkeeping, Extensions	<u>Y</u> -	

**Table IV – ~~CS Cluster 27F-301A~~
Source-specific Applicable Requirements
S612 – Tank A-612**

Applicable Requirement	Regulation Title or Description of Requirement	Federally Enforceable (Y/N)	Future Effective Date
40 CFR 63 Subpart CC Refinery MACT	NESHAP for Source Categories - Petroleum Refineries(MACT) (06/03/2003) <i>REQUIREMENTS FOR INTERNAL FLOATING ROOF TANKS</i>	Y	
63.640	Applicability	<u>Y</u>	
63.640(c)(2)	Applicability and Designation of Storage Vessels	<u>Y</u>	
63.641	Definitions:	<u>Y</u>	
63.646	Storage Vessel Provisions	<u>Y</u>	
63.646(a)	Storage Vessel Provisions--Group 1, Comply with Subpart G 63.119 through 63.121.	<u>Y</u>	
63.646(b)(1)	Storage Vessel Provisions--Determine stored liquid % OHAP for group determination	<u>Y</u>	
63.646(b)(2)	Storage Vessel Provisions--Determine stored liquid % OHAP-method 18 to resolve disputes	<u>Y</u>	
63.646(c)	Storage Vessel Provisions--40 CFR 63 exclusions for storage vessels – 63.119(b)(5); (b)(6); (c)(2); and (d)(2) are not applicable	<u>Y</u>	
63.646(d)	Storage Vessel Provisions—How to handle references in 40 CFR 63 Subpart G for storage vessels	<u>Y</u>	
63.646(e)	Storage Vessel Provisions--Compliance with inspection requirements of 63.120 of Subpart G for gaskets, slotted membranes, and sleeve seals	<u>Y</u>	
63.646(f)	Storage Vessel Provisions--Group 1 floating roof requirements	<u>Y</u>	
63.646(f)(1)	Storage Vessel Provisions--Group 1 floating roof requirements--Cover or lid	<u>Y</u>	
63.646(f)(2)	Storage Vessel Provisions--Group 1 floating roof requirements--Rim space	<u>Y</u>	
63.646(f)(3)	Storage Vessel Provisions-Group 1 floating roof requirements--Automatic bleeder vents	<u>Y</u>	
63.646(g)	Storage Vessel Provisions—Failure to perform inspections and monitoring required by this section shall constitute a violation of the applicable standard of this subpart.	<u>Y</u>	
63.646(h)	Storage Vessel Provisions—References in 63.119 through 63.121 to 63.122(g)(1), 63.151, and references to initial notification requirements do not apply	<u>Y</u>	
63.646(i)	Storage Vessel Provisions—References to the Notification of Compliance Status Report in 63.152(b) shall be replaced with 63.654(f).	<u>Y</u>	
63.646(k)	Storage Vessel Provisions—References to the Periodic Reports in 63.152(c) shall be replaced with 63.654(g).	<u>Y</u>	

**Table IV – ~~CS Cluster 27F-301A~~
Source-specific Applicable Requirements
S612 – Tank A-612**

Applicable Requirement	Regulation Title or Description of Requirement	Federally Enforceable (Y/N)	Future Effective Date
63.646(l)	Storage Vessel Provisions--State or local permitting agency notification requirements	Y	
63.654	Reporting and Recordkeeping Requirements	Y	
63.654(f)	Reporting and Recordkeeping Requirements--Notice of compliance status report requirements	Y	
63.654(f)(1)(i)(A)	Reporting and Recordkeeping Requirements--Notice of compliance status report requirements--Reporting--storage vessels	Y	
63.654(f)(1)(i)(A)(1)	Reporting and Recordkeeping Requirements--Notice of compliance status report requirements--Reporting--storage vessels	Y	
63.654(g)(1)	Periodic Reporting and Recordkeeping Requirements--storage vessels	Y	
63.654(g)(2)	Periodic Reporting and Recordkeeping Requirements--storage vessels with fixed roof with internal floating roofs	Y	
63.654(g)(2)(i)	Periodic Reporting and Recordkeeping Requirements--storage vessels with fixed roof with internal floating roofs	Y	
63.654(g)(2)(i)(C)	Periodic Reporting and Recordkeeping Requirements--storage vessels with fixed roof with internal floating roofs	Y	
63.654(g)(2)(i)(j)	Periodic Reporting and Recordkeeping Requirements--storage vessels with fixed roof with internal floating roofs	Y	
63.654(g)(2)(i)(j)(B)	Periodic Reporting and Recordkeeping Requirements--storage vessels with fixed roof with internal floating roofs	Y	
63.654(h)(2)	Reporting and Recordkeeping Requirements--Other reports--Storage vessel notification of inspections.	Y	
63.654(h)(2)(i)	Reporting and Recordkeeping Requirements--Other reports--Storage vessel notification of inspections.	Y	
63.654(h)(2)(i)(A)	Reporting and Recordkeeping Requirements--Other reports--Storage vessel notification of inspections.	Y	
63.654(h)(2)(i)(B)	Reporting and Recordkeeping Requirements--Other reports--Storage vessel notification of inspections.	Y	
63.654(h)(2)(i)(C)	Reporting and Recordkeeping Requirements--Other reports--Storage vessel notification of inspections.	Y	
63.654(h)(6)	Reporting and Recordkeeping Requirements--Other reports--Determination of Applicability	Y	
63.654(h)(6)(i)(j)	Reporting and Recordkeeping Requirements--Other reports--Determination of Applicability	Y	
63.654(i)(1)	Reporting and Recordkeeping Requirements--Recordkeeping for storage vessels	Y	
63.654(i)(1)(i)	Reporting and Recordkeeping Requirements--Recordkeeping for storage vessels	Y	

**Table IV – ~~CS Cluster 27F-301A~~
Source-specific Applicable Requirements
S612 – Tank A-612**

Applicable Requirement	Regulation Title or Description of Requirement	Federally Enforceable (Y/N)	Future Effective Date
63.654(i)(1)(i v)	Reporting and Recordkeeping Requirements--Recordkeeping for Group 2 storage vessels	Y	
63.654(i)(4)	Reporting and Recordkeeping Requirements—Record retention	Y	
63.642(e)	General recordkeeping requirements: Time period for keeping records, unless specified otherwise.	63.642(e) & 63.654(i)(4) keep all other records 5 years, retrievable within 24 hr	Y
	General recordkeeping requirements: Keep all reports and notification for the specified period of time.	63.642(e) & 63.654(i)(4) required	Y
63.646(a)	The source only needs to comply with the provisions as they relate to existing internal floating roof tanks.	Y	
63.646(a)	IFRT operating requirements: When landing the floating roof on its support legs, is the tank to be emptied & either refilled or degassed AS SOON AS POSSIBLE?	63.646(a) 63.119(b)(1) & (b)(2) YES	Y
	Temporary exemption from operating requirements while the internal floating roof is landed on its support legs? *	63.646(a) 63.119(b)(1) EXEMPT	Y
	IFR Rim Seals: vapor-mounted primary seal: liquid-mounted primary seal: mechanical shoe primary seal:	63.646(a) 63.119(b)(3)(i) – (3)(iii) OK with rim-mounted secondary OK alone OK alone	Y
	Must IFR vapor-mounted rim seals be continuous?	63.646(a) 63.119(b)(3)(iii) REQUIRED	Y
	Tank Top Visual Inspections (of IFR/CFR from manways and hatches of the fixed roof):	63.646(a) & 63.120(a) annually after initial fill or compliance	Y
	IFR/CFR Internal Inspections: (up close visual inspection of the floating roof, seals, & fittings):	63.646(a) & 63.120(a) at least every 10 years, including each emptying/degassing	Y
	Notification of Inspections: Are notifications of inspections to demonstrate initial compliance required; For IFR/CFR internal inspections:	63.646(a) 63.120(a)(2)(ii) & (3) internal inspection not required for initial compliance	Y

**Table IV – ~~CS Cluster 27F-301A~~
 Source-specific Applicable Requirements
 S612 – Tank A-612**

Applicable Requirement	Regulation Title or Description of Requirement	Federally Enforceable (Y/N)	Future Effective Date
	OPTION: Does this rule allow an internal inspection every 5 years to replace both inspections noted above, if the IFR/CFR is equipped with a secondary seal?	63.646(a) 63.120(a)(3)(i) YES	Y
	Is there to be no liquid on the internal floating roof?	63.646(a) 63.120(a)(4) REQUIRED	Y
	Are there to be no IFR rim seal gaps that are visible from the tank top?	63.646(a) 63.120(a)(4) REQUIRED*	Y
	Shall there be no holes, tears, or openings in the IFR seals?	63.646(a) 63.120(a)(4) & (7) REQUIRED	Y
	IFRT REPAIRS: Time allowed for repair of defects found during in-service inspections:	63.646(a) 63.120(a)(4) make repairs within 45 days	Y
	IFRT REPAIRS: If unable to repair, empty the tank & remove from service?	63.646(a) 63.120(a)(4) YES, within 45 days	Y
	EXTENSIONS OF TIME: If defects cannot be repaired & the IFRT cannot be emptied within 45 days?	63.646(a) 63.120(a)(4) up to 2 extensions of 30 days each, if needed	Y
	IFRT REPAIRS: Repair of defects if the tank is empty?	63.646(a) 63.120(a)(7) prior to refilling	Y
63.646(e)	IFR well covers to be gasketed?	63.646(e) not required at existing sources	Y
	IFR vents to be gasketed?	63.646(e) not required at existing sources	Y
	IFR deck openings other than for vents to project into liquid?	63.646(e) not required at existing sources	Y
	IFR access hatch & gauge float well covers to be bolted closed?	63.646(e) not required at existing sources	Y
	IFR guidepole & column wells allowed a flexible fabric sleeve seal or a gasketed cover?	63.646(e) not applicable at existing sources	Y
	IFRT unslotted guidepoles to have a gasketed cap at the top of the pole?	63.646(e) not required at existing sources	Y
	IFRT slotted guidepoles to have a deck cover gasket and pole wiper, and either an internal float or a pole sleeve?	63.646(e) not required at existing sources	Y

**Table IV – ~~CS Cluster 27F-301A~~
 Source-specific Applicable Requirements
 S612 – Tank A-612**

Applicable Requirement	Regulation Title or Description of Requirement	Federally Enforceable (Y/N)	Future Effective Date
63.646(e)	Exempts existing source from complying with inspection requirements for gaskets, slotted membranes and sleeve seals.	Y	
63.646(f)	Deck openings (wells) other than for vents, drains, or legs to have covers that are kept closed except for access?	Y	
	IFR rim space vents to remain closed except when the pressure setting is exceeded?	Y	
	IFR auto. Bleeder vent (vacuum breaker) to be closed except when the deck is landed?	Y	
63.646(g)	This notes that the failure to perform inspections and required monitoring is a violation of the application standard.	Y	
63.646(l)	Notification of Inspections: Is the State or local authority allowed to waive the notification requirements?	Y	
63.654(g), (h) and (i)	The source only needs to comply with provisions as they relate to existing internal floating roof tanks.	Y	
63.654(g)	Report of periodic inspections, etc. AFTER documenting initial compliance?	Y	
	Periodic Reports: Report of IFR/CFR inspections that find out of compliance?	Y	
	Periodic Reports: Report of IFR/CFR inspection failures to include:	Y	
	Periodic Reports: IFR/CFR report to include prior request for 30-day extension, w/ documentation of need?	Y	
	Periodic Reports: Additional information to be included if an extension is utilized for an IFR/CFR:	Y	

**Table IV – ~~CS Cluster 27F-301A~~
Source-specific Applicable Requirements
S612 – Tank A-612**

Applicable Requirement	Regulation Title or Description of Requirement	Federally Enforceable (Y/N)	Future Effective Date
63.654(h)	Notification of Inspections: Is 30-day notice required for internal inspections of IFRTs & CFRTs (i.e., prior to filling or refilling); but a 7-day verbal notice acceptable if the event is unplanned?	63.654(h)(2)(i) 63.646(a) 63.120(a)(5)&(6) REQUIRED	Y
	Report applicability for varying-use tanks?	63.654(h)(6)(ii) w/the initial NOC Status report	Y
	Other (initial) Reports: Report applicability for varying-use tanks?	63.654(h)(6)(ii) required with the initial Notification of Compliance Status report	Y
63.654(i)	Applicability records: Time period for keeping records of applicability determination, unless specified otherwise.	63.654(i)(1) 63.123(a) Keep record readily accessible for the service life of the tank	Y
	Applicability records: Records of dimensions & capacity required for nonexempt tanks?	63.654(i)(1) 63.646(a)&63.119(a)(3) 63.123(a) Required Keep record readily accessible for service life of the tank*	Y
	Recordkeeping for inspections: Keep inspection reports as specified.	63.654(i)(1) 63.123(e) – (e) all inspections	Y
	Records of IFR & CFR inspection reports:	63.654(i)(1) 63.123(e) & (e) all inspections	Y
	Recordkeeping for delayed repairs: When utilizing a delay of repair provision, keep documentation of the reason for the delay.	63.654(i)(1) 63.123(g) required	Y
	Applicability records: Additional recordkeeping requirements for certain tanks.	63.654(i)(1)(iv) determination of HAP content Keep record readily accessible for service life of the tank	Y
BAAQMD Condition # 6740	Permit Conditions		
Part 1	Throughput limit (basis: cumulative increase, toxics)	Y	
Part 2	Material stored (basis: cumulative increase, toxics)	Y	
Part 3	Record keeping (cumulative increase, toxics)	Y	

**Table IV – ~~CS Cluster 27F-301A~~
Source-specific Applicable Requirements
S612 – Tank A-612**

Applicable Requirement	Regulation Title or Description of Requirement	Federally Enforceable (Y/N)	Future Effective Date
BAAQMD Condition # 19528			
Part 1	Throughput limit (basis: Regulation 2-1-234.3, Regulation 2-1-403 Regulation 2-6-503)	Y	

**Table IV—CU Cluster 28
Source-specific Applicable Requirements
S714—Tank A-714 DUPLICATE**

Applicable Requirement	Regulation Title or Description of Requirement	Federally Enforceable (Y/N)	Future Effective Date
BAAQMD Reg 8 Rule 5	Organic Compounds—STORAGE OF ORGANIC LIQUIDS (11/27/02)		
8-5-111	Limited Exemption, Tank Removal From and Return to Service	Y	
8-5-111.1	Limited Exemption, Tank Removal From and Return to Service; Notice to the APCO	Y	
8-5-111.1.1	Limited Exemption, Tank Removal From and Return to Service; Notice to the APCO; 3 day prior notification	Y	
8-5-111.1.2	Limited Exemption, Tank Removal From and Return to Service; Notice to the APCO; Telephone notification	Y	
8-5-111.2	Limited Exemption, Tank Removal From and Return to Service; Compliance before notification	Y	
8-5-111.5	Limited Exemption, Tank Removal From and Return to Service; Minimization of emissions	Y	
8-5-111.6	Limited Exemption, Tank Removal From and Return to Service; Written notice of completion not required	Y	
8-5-111.7	Limited Exemption, Tank Removal From and Return to Service; Compliance with Section 8-5-328	Y	
8-5-112	Limited Exemption, Tanks in Operation	Y	
8-5-112.1	Limited Exemption, Tanks in Operation; Notice to the APCO	Y	
8-5-112.1.1	Limited Exemption, Tanks in Operation; Notice to the APCO; 3 day prior notification	Y	
8-5-112.1.2	Limited Exemption, Tanks in Operation; Notice to the APCO; Telephone notification	Y	
8-5-112.2	Limited Exemption, Tanks in Operation; Compliance and certification before commencement of work	Y	

Table IV—CU Cluster 28
Source-specific Applicable Requirements
S714—Tank A-714 DUPLICATE

Applicable Requirement	Regulation Title or Description of Requirement	Federally Enforceable (Y/N)	Future Effective Date
8-5-112.3	Limited Exemption, Tanks in Operation; No product movement; minimization of emissions	Y	
8-5-112.4	Limited Exemption, Tanks in Operation; Exemption does not exceed 7 days	Y	
8-5-301	Storage Tank Control Requirements	Y	
8-5-302	Requirements for Submerged Fill Pipes	Y	
8-5-303	Requirements for Pressure Vacuum Valve	Y	
8-5-306	Requirements for Approved Emission Control Systems	Y	
8-5-328	Tank Degassing Requirements	Y	
8-5-403	Inspection Requirements for Pressure Vacuum Valves	Y	
8-5-404	Certification	Y	
8-5-405	Information Required	Y	
8-5-501	Records	Y	
8-5-502	Tnk Degassing Annual Source Test Requirement	Y	
8-5-503	Portable Hydrocarbon Detector	Y	
<i>Refinery</i> <i>MACT</i>	NESHAP for Petroleum Refineries		
	REQUIREMENTS FOR FIXED ROOF TANK CONTROL DEVICE	Y	
63.642(e)	General recordkeeping requirements: Time period for keeping records, unless specified otherwise.	63.642(e) & 63.654(i)(4) keep all other records 5 years, retrievable within 24 hr	Y
	General recordkeeping requirements: Keep all reports and notification for the specified period of time.	63.642(e) & 63.654(i)(4) required	Y
63.646(a)	The source only needs to comply with the provisions as they relate to an existn fixed roof tank vented via a closed vent system to a control device.		Y
	Control device Performance requirements:	63.646(a) & (d) 63.119(e) at least 95% efficient (or 90% if older than 7/15/94), or a flare per 63.11(b)	Y
	Control device (other than flare) Compliance demonstration:	63.646(a) 63.120(d) design evaluation or performance test, plus monitoring plan {30-day notice required prior to performance tests, per 63.642(d)(2)}	Y

Table IV—CU Cluster 28
Source-specific Applicable Requirements
S714—Tank A-714 DUPLICATE

Applicable Requirement	Regulation Title or Description of Requirement	Federally Enforceable (Y/N)	Future Effective Date
	Control device (other than flare) Operating requirements:	63.646(a) 63.120(d) operate such that the monitored parameters remain within the specified ranges	Y
	Closed vent system Performance requirements:	63.646(a) 63.120(d)(6) & 63.148 no detectable emissions (i.e., < 500 ppm)	Y
63.646(g)	Failure to perform inspections and required monitoring is a violation of the applicable standard.		Y
63.654(g), (h) and (i)	The source only needs to comply with provisions as they relate to existing fixed roof tank vented via a closed vent system to a control device.		Y
63.654(g)	Report of periodic inspections, etc. AFTER documenting initial compliance?	63.654(g) begin Sept 13, 1999 then semiannual	Y
	Periodic Reports: Miscellaneous additional info to report:	63.654(g)(5)(i) & (ii) for tanks routed to a control device other than a flare, semiannual reports of planned routine maintenance and all periods of monitored parameter excursions ±	Y
	Periodic Reports: Tanks routed to a flare:	63.654(g)(5)(i) & (iii) semiannual reports of planned routine maintenance and all periods in which the flare was not in compliance ±	Y
63.654(h)	Report applicability for varying-use tanks?	63.654(h)(6)(ii) w/the initial NOC Status report	Y
	Other (initial) Reports: Report applicability for varying use tanks?	63.654(h)(6)(ii) required with the initial Notification of Compliance Status report	Y
63.654(i)	Applicability records: Time period for keeping records of applicability determination, unless specified otherwise.	63.654(i)(1) 63.123(a) Keep record readily accessible for the service life of the tank	Y

Table IV—CU Cluster 28
Source-specific Applicable Requirements
S714—Tank A-714 DUPLICATE

Applicable Requirement	Regulation Title or Description of Requirement	Federally Enforceable (Y/N)	Future Effective Date
	Applicability records: Records of dimensions & capacity required for nonexempt tanks?	63.654(i)(1) 63.646(a)&63.119(a)(3) 63.123(a) Required Keep record readily accessible for service life of the tank.*	Y
	Recordkeeping for inspections: Keep inspection reports as specified.	63.654(i)(1) 63.123(e)—(e) all inspections	Y
	Recordkeeping for tanks routed to a control device other than a flare:	63.654(i)(1) 63.123(f) records of parametric monitoring data and planned routine maintenance.*	Y
	Recordkeeping for tanks routed to a flare:	63.654(i)(1) 63.123(f) records of planned routine maintenance.*	Y
	Recordkeeping for delayed repairs: When utilizing a delay of repair provision, keep documentation of the reason for the delay.	63.654(i)(1) 63.123 (g) required	Y
	Applicability records: Additional recordkeeping requirements for certain tanks.	63.654(i)(1)(iv) determination of HAP content Keep record readily accessible for service life of the tank	Y
BAAQMD Condition # 8538	Permit Conditions for S714		
Part 1	Requirement for abatement (basis: cumulative increase)	Y	
Part 2	Leak limits, inspection and maintenance of fugitive devices (basis: Reg. 8-18, Reg. 8-25, Reg. 8-28)	Y	
Part 3	Requirement to vent pressure relief valves to flare gas recovery system (basis: Reg. 8-28)	Y	
BAAQMD Condition # 19528			
Part 1	Throughput limit (basis: Regulation 2-1-234.3, Regulation 2-1-403 Regulation 2-6-503)	Y	

Table IV – ~~CV Cluster 28F-401A~~
Source-specific Applicable Requirements
S323 – Tank A-323, ~~S699 – Tank A-699~~ (See Table G-XX for S699 (Wastewater Source))

Applicable Requirement	Regulation Title or Description of Requirement	Federally Enforceable (Y/N)	Future Effective Date
BAAQMD Reg 8 Rule 5	Organic Compounds – STORAGE OF ORGANIC LIQUIDS (11/27/0210/18/2006)		
8-5-100	General	Y	
8-5-101	Description	Y	
8-5-111	Limited Exemption, Tank Removal From and Return to Service	N	
8-5-111.1	Limited Exemption, Tank Removal From and Return to Service; Notice to the APCO	Y	
8-5-111.1.1	Limited Exemption, Tank Removal From and Return to Service; Notice to the APCO; 3 day prior notification	Y	
8-5-111.1.2	Limited Exemption, Tank Removal From and Return to Service; Notice to the APCO; Telephone notification	Y	
8-5-111.2	Limited Exemption, Tank Removal From and Return to Service; Compliance before notification	N	
8-5-111.4	Limited Exemption, Tank Removal From and Return to Service; Use of vapor recovery	Y	
8-5-111.5	Limited Exemption, Tank Removal From and Return to Service; Minimization of emissions	N	
8-5-111.6	Limited Exemption, Tank Removal From and Return to Service; Written notice of completion not required	N	
8-5-112	Limited Exemption, Preventative Maintenance and Inspection of Tanks in Operation	N	
8-5-112.1	Limited Exemption, Preventative Maintenance and Inspection of Tanks in Operation; Notice to the APCO	Y	
8-5-112.1.1	Limited Exemption, Preventative Maintenance and Inspection of Tanks in Operation; Notice to the APCO; 3 day prior notification	Y	
8-5-112.1.2	Limited Exemption, Preventative Maintenance and Inspection of Tanks in Operation; Notice to the APCO; Telephone notification	Y	
8-5-112.2	Limited Exemption, Preventative Maintenance and Inspection of Tanks in Operation; Compliance and certification before commencement of work	N	
8-5-112.3	Limited Exemption, Preventative Maintenance and Inspection of Tanks in Operation; No product movement; minimization of emissions	Y	
8-5-112.4	Limited Exemption, Preventative Maintenance and Inspection of Tanks in Operation; Exemption does not exceed 7 days	N	
8-5-112.5	Limited Exemption, Preventative Maintenance and Inspection of Tanks in Operation; Self report if out of compliance during exemption period	N	
8-5-112.6	Limited Exemption, Preventative Maintenance and Inspection of Tanks in Operation; Keep records for each exemption	N	

**Table IV – ~~CV Cluster 28F-401A~~
Source-specific Applicable Requirements
S323 – Tank A-323, ~~S699 – Tank A-699~~ (See Table G-XX for S699 (Wastewater
Source))**

Applicable Requirement	Regulation Title or Description of Requirement	Federally Enforceable (Y/N)	Future Effective Date
8-5-112.6.1	Limited Exemption, Preventative Maintenance and Inspection of Tanks in Operation; Keep records for each exemption	N	
8-5-112.6.2	Limited Exemption, Preventative Maintenance and Inspection of Tanks in Operation; Keep records for each exemption	N	
8-5-112.6.3	Limited Exemption, Preventative Maintenance and Inspection of Tanks in Operation; Keep records for each exemption	N	
8-5-112.6.4	Limited Exemption, Preventative Maintenance and Inspection of Tanks in Operation; Keep records for each exemption	N	
8-5-117	Limited Exemption, Low Vapor Pressure	N	
8-5-118	Limited Exemption, Gas Tight Requirements	N	
8-5-119	Limited Exemption, Repair Period - Optional	N	
8-5-119.1	Limited Exemption, Repair Period - Optional	N	
8-5-119.2	Limited Exemption, Repair Period - Optional	N	
8-5-119.3	Limited Exemption, Repair Period - Optional	N	
8-5-301	Storage Tank Control Requirements	N	
8-5-303	Requirements for Pressure Vacuum Valve	N	
8-5-303.1	Requirements for Pressure Vacuum Valves; Set pressure	N	
8-5-303.2	Requirements for Pressure Vacuum Valves; Gas tight requirement or abatement	N	
8-5-306	Requirements for Approved Emission Control Systems	N	
8-5-306.1	Requirements for Approved Emission Control Systems: Abatement efficiency >= 95%	N	
8-5-328	Tank Degassing Requirements	N	
8-5-328.1	Tank Degassing Requirements; Tanks > 75 cubic meters	N	
8-5-328.2	Tank Degassing Requirements; Ozone Excess Day Prohibition	Y	
8-5-328.3	Tank Degassing Requirements; BAAQMD notification required	N	
8-5-331	Tank Cleaning Requirements	N	
8-5-331.1	Tank Cleaning Requirements; Cleaning material properties	N	
8-5-331.2	Tank Cleaning Requirements; Steam cleaning prohibition	N	
8-5-331.3	Tank Cleaning Requirements; Steam cleaning exceptions	N	
8-5-403	Inspection Requirements for Pressure Relief Devices	N	
8-5-403.1	Inspection Requirements for Pressure Relief Devices; pressure vacuum valves	N	
8-5-403.2	Inspection Requirements for Pressure Relief Devices; PRDs except pressure vacuum valves	N	
8-5-404	Inspection, Abatement Efficiency Determination, and Source Test Reports	N	

**Table IV – ~~CV Cluster 28F-401A~~
Source-specific Applicable Requirements
S323 – Tank A-323, ~~S699 – Tank A-699~~ (See Table G-XX for S699 (Wastewater
Source))**

Applicable Requirement	Regulation Title or Description of Requirement	Federally Enforceable (Y/N)	Future Effective Date
8-5-411	Enhanced Monitoring Program (Optional)	N	
8-5-411.3	Enhanced Monitoring Program (Optional); Performance requirements	N	
8-5-501	Records	Y	
8-5-501.1	Records; Type and amounts of liquid, type of blanket gas, TVP - Retain 24 months	Y	
8-5-501.3	Records; Retention	N	
8-5-501.4	Records; New PV setpoints	N	
8-5-502	Source Test Requirements and exemption for sources vented to fuel gas	N	
8-5-602	Analysis of Samples, True Vapor Pressure	Y	
8-5-604	Determination of Applicability Based on True Vapor Pressure	Y	
8-5-605	Measurement of Leak Concentration and Residual Concentrations	N	
8-5-605.1	Measurement of Leak Concentration and Residual Concentrations; EPA Method 21 Instrument	N	
8-5-605.2	Measurement of Leak Concentration and Residual Concentrations; Test Methods	N	
8-5-606	Analysis of Samples, Tank Cleaning Agents	N	
8-5-606.1	Analysis of Samples, Tank Cleaning Agents; IBP	N	
8-5-606.2	Analysis of Samples, Tank Cleaning Agents; TVP	N	
8-5-606.3	Analysis of Samples, Tank Cleaning Agents; VOC	N	
SIP Regulation 8 Rule 5	Organic Compounds - Storage of Organic Liquids (06/05/2003)	-	
8-5-111	Limited Exemption, Tank Removal From and Return to Service	Y	
8-5-111.1	Limited Exemption, Tank Removal From and Return to Service; Notice to the APCO	Y	
8-5-111.1.1	Limited Exemption, Tank Removal From and Return to Service; Notice to the APCO; 3-day prior notification	Y	
8-5-111.1.2	Limited Exemption, Tank Removal From and Return to Service; Notice to the APCO; Telephone notification	Y	
8-5-111.2	Limited Exemption, Tank Removal From and Return to Service; Compliance before notification	Y	
8-5-111.4	Limited Exemption, Tank Removal From and Return to Service; Use of vapor recovery	Y	
8-5-111.5	Limited Exemption, Tank Removal From and Return to Service; Minimization of emissions	Y	

Table IV – ~~CV Cluster 28F-401A~~
Source-specific Applicable Requirements
S323 – Tank A-323, ~~S699 – Tank A-699~~ (See Table G-XX for S699 (Wastewater Source))

Applicable Requirement	Regulation Title or Description of Requirement	Federally Enforceable (Y/N)	Future Effective Date
8-5-111.6	Limited Exemption, Tank Removal From and Return to Service; Written notice of completion not required	Y	
8-5-111.7	Limited Exemption, Tank Removal From and Return to Service; Compliance with Section 8-5-328	Y	
8-5-112	Limited Exemption, Tanks in Operation	Y	
8-5-112.1	Limited Exemption, Tanks in Operation; Notice to the APCO	Y	
8-5-112.1.1	Limited Exemption, Tanks in Operation; Notice to the APCO; 3-day prior notification	Y	
8-5-112.1.2	Limited Exemption, Tanks in Operation; Notice to the APCO; Telephone notification	Y	
8-5-112.2	Limited Exemption, Tanks in Operation; Compliance and certification before commencement of work	Y	
8-5-112.3	Limited Exemption, Tanks in Operation; No product movement; minimization of emissions	Y	
8-5-112.4	Limited Exemption, Tanks in Operation; Exemption does not exceed 7 days	Y	
8-5-301	Storage Tank Control Requirements	Y	
8-5-302	Requirements for Submerged Fill Pipes	Y	
8-5-303	Requirements for Pressure Vacuum Valve	Y	
8-5-303.1	Requirements for Pressure Vacuum Valves	Y	
8-5-303.2	Requirements for Pressure Vacuum Valves	Y	
8-5-306	Requirements for Approved Emission Control Systems	Y	
8-5-328	Tank Degassing Requirements	Y	
8-5-328.1	Tank degassing requirements; Tanks > 75 cubic meters	Y	
8-5-328.1.2	Tank degassing requirements; Concentration of <10,000 ppm as methane after degassing	Y	
8-5-403	Inspection Requirements for Pressure Vacuum Valves	Y	
8-5-404	Certification	Y	
8-5-405	Information Required Report	Y	
8-5-405.1	Information required	Y	
8-5-405.2	Information required	Y	
8-5-405.3	Information required	Y	
8-5-501	Records	Y	
8-5-502	Tank Degassing Annual Source Test Requirement	Y	
8-5-503	Portable Hydrocarbon Detector	Y	
8-5-603	Determination of Emissions	Y	

Table IV – ~~CV Cluster 28F-401A~~
Source-specific Applicable Requirements
S323 – Tank A-323, ~~S699 – Tank A-699~~ (See Table G-XX for S699 (Wastewater Source))

Applicable Requirement	Regulation Title or Description of Requirement	Federally Enforceable (Y/N)	Future Effective Date
8-5-603.1	Determination of Emissions; Method to test emission control system (8-5-306)	<u>Y</u>	
8-5-605	Pressure-Vacuum Valve Gas Tight Determination	<u>Y</u>	
	Requirement for S699		
BAAQMD <i>Reg 8 Rule 8</i>	Organic Compounds – OIL WATER SEPARATORS (6/15/94)		
8-8-305	Oil Water Separator And/Or Air Flotation Unit Slop Oil Vessels	Y	
8-8-305.2	Requirement for 70% collection and destruction efficiency, by weight	Y	
40 CFR 63 Subpart CC Refinery MACT	NESHAP for Source Categories - Petroleum Refineries REQUIREMENTS FOR FIXED ROOF TANK CONTROL DEVICE Vented to Fuel Gas (Exempt per 63.640(d)(5))	Y	
63.640	Applicability	Y	
63.640(c)(2)	Applicability and Designation of Storage Vessels	Y	
63.640(d)(5)	Exclusion for emission points routed to fuel gas system	Y	
63.642(e)	General recordkeeping requirements: Time period for keeping records, unless specified otherwise.	63.642(e) & 63.654(i)(4) keep all other records 5 years, retrievable within 24 hr	Y
	General recordkeeping requirements: Keep all reports and notification for the specified period of time.	63.642(e) & 63.654(i)(4) required	Y
63.646(a)	The source only needs to comply with the provisions as they relate to an existing fixed roof tank vented via a closed vent system to a control device.	Y	
	Control device Performance requirements:	63.646(a) & (d) 63.119(e) at least 95% efficient (or 90% if older than 7/15/94), or a flare per 63.11(b)	Y
	Control device (other than flare) Compliance demonstration:	63.646(a) 63.120(d) design evaluation or performance test, plus monitoring plan {30-day notice required prior to performance tests, per 63.642(d)(2)}	Y

**Table IV – ~~CV Cluster 28F-401A~~
Source-specific Applicable Requirements
S323 – Tank A-323, ~~S699 – Tank A-699~~ (See Table G-XX for S699 (Wastewater
Source))**

Applicable Requirement	Regulation Title or Description of Requirement	Federally Enforceable (Y/N)	Future Effective Date
	Control device (other than flare) Operating requirements:	63.646(a) 63.120(d) operate such that the monitored parameters remain within the specified ranges	Y
	Closed vent system Performance requirements:	63.646(a) 63.120(d)(6) & 63.148 no detectable emissions (i.e., < 500 ppm)	Y
63.646(g)	Failure to perform inspections and required monitoring is a violation of the applicable standard.		Y
63.654(g), (h) and (i)	The source only needs to comply with provisions as they relate to existing fixed-roof tank vented via a closed vent system to a control device.		Y
63.654(g)	Report of periodic inspections, etc. AFTER documenting initial compliance?	63.654(g) begin Sept 13, 1999 then semiannual	Y
	Periodic Reports: Miscellaneous additional info to report:	63.654(g)(5)(i) & (ii) for tanks routed to a control device other than a flare, semiannual reports of planned routine maintenance and all periods of monitored parameter excursions *	Y
	Periodic Reports: Tanks routed to a flare:	63.654(g)(5)(i) & (iii) semiannual reports of planned routine maintenance and all periods in which the flare was not in compliance *	Y
63.654(h)	Report applicability for varying-use tanks?	63.654(h)(6)(ii) w/the initial NOC Status report	Y
	Other (initial) Reports: Report applicability for varying-use tanks?	63.654(h)(6)(ii) required with the initial Notification of Compliance Status report	Y
63.654(i)	Applicability records: Time period for keeping records of applicability determination, unless specified otherwise.	63.654(i)(1) 63.123(a) Keep record readily accessible for the service life of the tank	Y

Table IV – CV Cluster 28F-401A
Source-specific Applicable Requirements
S323 – Tank A-323, ~~S699 – Tank A-699~~ (See Table G-XX for S699 (Wastewater Source))

Applicable Requirement	Regulation Title or Description of Requirement	Federally Enforceable (Y/N)	Future Effective Date
	Applicability records: Records of dimensions & capacity required for nonexempt tanks?	63.654(i)(1) 63.646(a)&63.119(a)(3) 63.123(a) Required Keep record readily accessible for service life of the tank *	Y
	Recordkeeping for inspections: Keep inspection reports as specified.	63.654(i)(1) 63.123(e)–(e) all inspections	Y
	Recordkeeping for tanks routed to a control device other than a flare:	63.654(i)(1) 63.123(f) records of parametric monitoring data and planned routine maintenance *	Y
	Recordkeeping for tanks routed to a flare:	63.654(i)(1) 63.123(f) records of planned routine maintenance *	Y
	Recordkeeping for delayed repairs: When utilizing a delay of repair provision, keep documentation of the reason for the delay.	63.654(i)(1) 63.123(g) required	Y
	Applicability records: Additional recordkeeping requirements for certain tanks.	63.654(i)(1)(iv) determination of HAP content Keep record readily accessible for service life of the tank	Y
BAAQMD Condition # 3996	Permit Conditions for S699		
Part 1	Design specifications (basis: cumulative increase)	Y	
Part 2	Requirements for Pressure/Vacuum Relief Valve, Including Settings (basis: cumulative increase)	Y	
Part 3	Pressure regulator settings (basis: cumulative increase)	Y	
Part 4	Vacuum regulator set pressures (basis: cumulative increase)	Y	
BAAQMD Condition # 13605	Permit Conditions for S323		
Part 1	Throughput limitations (basis: cumulative increase)	Y	
Part 2	Storage of materials other than methanol or gasoline or alkylate gasoline blending components (basis: cumulative increase, toxics)	Y	

Table IV – ~~CV Cluster 28F-401A~~
Source-specific Applicable Requirements
S323 – Tank A-323, ~~S699 – Tank A-699~~ (See Table G-XX for S699 (Wastewater Source))

Applicable Requirement	Regulation Title or Description of Requirement	Federally Enforceable (Y/N)	Future Effective Date
Part 3	Requirement for continuous abatement and leak limitation (basis: cumulative increase, NSPS)	Y	
Part 4	Source Test for S-323 abatement A-14 (99.5% efficiency)	Y	
Part 5	Record keeping (basis: cumulative increase, toxics)	Y	
BAAQMD Condition # 21053			
Part 3	Source Test for S-323 abatement A-14 (99.5% efficiency)	N	<i>04/01/04</i>
<u>Part 6</u>	<u>Monitoring requirements for control device (basis: 63.646(a), 63.120(d)(5))</u>	<u>Y</u>	
BAAQMD Condition # 19528			
Part 1	<u>Throughput limit (basis: Regulation 2-1-234.3, Regulation 2-1-403 Regulation 2-6-503)</u>	<u>N</u>	
BAAQMD Condition # 19528			
Part 6	<u>Monitoring requirements for control device (basis: 63.646(a), 63.120(d)(5))</u>	<u>N</u>	

Table IV – ~~CW Cluster 28F-401A~~
Source-specific Applicable Requirements
~~S317 – Tank A-317, S324 – Tank A-324, S431 – Tank A-431, S432 – Tank A-432, S457 – Tank A-457~~

Applicable Requirement	Regulation Title or Description of Requirement	Federally Enforceable (Y/N)	Future Effective Date
BAAQMD Reg 8 Rule 5	Organic Compounds – STORAGE OF ORGANIC LIQUIDS (10/18/200611/27/02)		
<u>8-5-100</u>	<u>General</u>	<u>Y</u>	
<u>8-5-101</u>	<u>Description</u>	<u>Y</u>	
<u>8-5-111</u>	<u>Limited Exemption, Tank Removal From and Return to Service</u>	<u>N</u>	
<u>8-5-111.1</u>	<u>Limited Exemption, Tank Removal From and Return to Service; Notice to the APCO</u>	<u>Y</u>	

Table IV – ~~CW Cluster 28F-401A~~
Source-specific Applicable Requirements
~~S317 – Tank A-317, S324 – Tank A-324, S431 – Tank A-431, S432 – Tank A-432,~~
~~S457 – Tank A-457~~

Applicable Requirement	Regulation Title or Description of Requirement	Federally Enforceable (Y/N)	Future Effective Date
8-5-111.1.1	Limited Exemption, Tank Removal From and Return to Service; Notice to the APCO; 3 day prior notification	Y	
8-5-111.1.2	Limited Exemption, Tank Removal From and Return to Service; Notice to the APCO; Telephone notification	Y	
8-5-111.2	Limited Exemption, Tank Removal From and Return to Service; Compliance before notification	N	
8-5-111.4	Limited Exemption, Tank Removal From and Return to Service; Use of vapor recovery	Y	
8-5-111.5	Limited Exemption, Tank Removal From and Return to Service; Minimization of emissions	N	
8-5-111.6	Limited Exemption, Tank Removal From and Return to Service; Written notice of completion not required	N	
8-5-112	Limited Exemption, Preventative Maintenance and Inspection of Tanks in Operation	N	
8-5-112.1	Limited Exemption, Preventative Maintenance and Inspection of Tanks in Operation; Notice to the APCO	Y	
8-5-112.1.1	Limited Exemption, Preventative Maintenance and Inspection of Tanks in Operation; Notice to the APCO; 3 day prior notification	Y	
8-5-112.1.2	Limited Exemption, Preventative Maintenance and Inspection of Tanks in Operation; Notice to the APCO; Telephone notification	Y	
8-5-112.2	Limited Exemption, Preventative Maintenance and Inspection of Tanks in Operation; Compliance and certification before commencement of work	N	
8-5-112.3	Limited Exemption, Preventative Maintenance and Inspection of Tanks in Operation; No product movement; minimization of emissions	Y	
8-5-112.4	Limited Exemption, Preventative Maintenance and Inspection of Tanks in Operation; Exemption does not exceed 7 days	N	
8-5-112.5	Limited Exemption, Preventative Maintenance and Inspection of Tanks in Operation; Self report if out of compliance during exemption period	N	
8-5-112.6	Limited Exemption, Preventative Maintenance and Inspection of Tanks in Operation; Keep records for each exemption	N	
8-5-112.6.1	Limited Exemption, Preventative Maintenance and Inspection of Tanks in Operation; Keep records for each exemption	N	
8-5-112.6.2	Limited Exemption, Preventative Maintenance and Inspection of Tanks in Operation; Keep records for each exemption	N	
8-5-112.6.3	Limited Exemption, Preventative Maintenance and Inspection of Tanks in Operation; Keep records for each exemption	N	

Table IV – ~~CW Cluster 28F-401A~~
Source-specific Applicable Requirements
~~S317 – Tank A-317, S324 – Tank A-324, S431 – Tank A-431, S432 – Tank A-432,~~
S457 – Tank A-457

Applicable Requirement	Regulation Title or Description of Requirement	Federally Enforceable (Y/N)	Future Effective Date
8-5-112.6.4	Limited Exemption, Preventative Maintenance and Inspection of Tanks in Operation; Keep records for each exemption	N	
8-5-117	Limited Exemption, Low Vapor Pressure	N	
8-5-118	Limited Exemption, Gas Tight Requirements	N	
8-5-119	Limited Exemption, Repair Period - Optional	N	
8-5-119.1	Limited Exemption, Repair Period - Optional	N	
8-5-119.2	Limited Exemption, Repair Period - Optional	N	
8-5-119.3	Limited Exemption, Repair Period - Optional	N	
8-5-301	Storage Tank Control Requirements	N	
8-5-303	Requirements for Pressure Vacuum Valve	N	
8-5-303.1	Requirements for Pressure Vacuum Valves; Set pressure	N	
8-5-303.2	Requirements for Pressure Vacuum Valves; Gas tight requirement or abatement	N	
8-5-306	Requirements for Approved Emission Control Systems	N	
8-5-306.1	Requirements for Approved Emission Control Systems: Abatement efficiency >= 95%	N	
8-5-328	Tank Degassing Requirements	N	
8-5-328.1	Tank Degassing Requirements; Tanks > 75 cubic meters	N	
8-5-328.2	Tank Degassing Requirements; Ozone Excess Day Prohibition	Y	
8-5-328.3	Tank Degassing Requirements; BAAQMD notification required	N	
8-5-331	Tank Cleaning Requirements	N	
8-5-331.1	Tank Cleaning Requirements; Cleaning material properties	N	
8-5-331.2	Tank Cleaning Requirements; Steam cleaning prohibition	N	
8-5-331.3	Tank Cleaning Requirements; Steam cleaning exceptions	N	
8-5-403	Inspection Requirements for Pressure Relief Devices	N	
8-5-403.1	Inspection Requirements for Pressure Relief Devices; pressure vacuum valves	N	
8-5-403.2	Inspection Requirements for Pressure Relief Devices; PRDs except pressure vacuum valves	N	
8-5-404	Inspection, Abatement Efficiency Determination, and Source Test Reports	N	
8-5-411	Enhanced Monitoring Program (Optional)	N	
8-5-411.3	Enhanced Monitoring Program (Optional); Performance requirements	N	
8-5-501	Records	Y	
8-5-501.1	Records; Type and amounts of liquid, type of blanket gas, TVP - Retain 24 months	Y	

Table IV – ~~CW Cluster 28F-401A~~
Source-specific Applicable Requirements
~~S317 – Tank A-317, S324 – Tank A-324, S431 – Tank A-431, S432 – Tank A-432,~~
S457 – Tank A-457

Applicable Requirement	Regulation Title or Description of Requirement	Federally Enforceable (Y/N)	Future Effective Date
8-5-501.3	Records; Retention	N	
8-5-501.4	Records; New PV setpoints	N	
8-5-502	Source Test Requirements and exemption for sources vented to fuel gas	N	
8-5-602	Analysis of Samples, True Vapor Pressure	Y	
8-5-604	Determination of Applicability Based on True Vapor Pressure	Y	
8-5-605	Measurement of Leak Concentration and Residual Concentrations	N	
8-5-605.1	Measurement of Leak Concentration and Residual Concentrations; EPA Method 21 Instrument	N	
8-5-605.2	Measurement of Leak Concentration and Residual Concentrations; Test Methods	N	
8-5-606	Analysis of Samples, Tank Cleaning Agents	N	
8-5-606.1	Analysis of Samples, Tank Cleaning Agents; IBP	N	
8-5-606.2	Analysis of Samples, Tank Cleaning Agents; TVP	N	
8-5-606.3	Analysis of Samples, Tank Cleaning Agents; VOC	N	
SIP Regulation 8 Rule 5	Organic Compounds - Storage of Organic Liquids (06/05/2003)	-	
8-5-111	Limited Exemption, Tank Removal From and Return to Service	Y	
8-5-111.1	Limited Exemption, Tank Removal From and Return to Service; Notice to the APCO	Y	
8-5-111.1.1	Limited Exemption, Tank Removal From and Return to Service; Notice to the APCO; 3 day prior notification	Y	
8-5-111.1.2	Limited Exemption, Tank Removal From and Return to Service; Notice to the APCO; Telephone notification	Y	
8-5-111.2	Limited Exemption, Tank Removal From and Return to Service; Compliance before notification	Y	
8-5-111.4	Limited Exemption, Tank Removal From and Return to Service; Use of vapor recovery	Y	
8-5-111.5	Limited Exemption, Tank Removal From and Return to Service; Minimization of emissions	Y	
8-5-111.6	Limited Exemption, Tank Removal From and Return to Service; Written notice of completion not required	Y	
8-5-111.7	Limited Exemption, Tank Removal From and Return to Service; Compliance with Section 8-5-328	Y	
8-5-112	Limited Exemption, Tanks in Operation	Y	
8-5-112.1	Limited Exemption, Tanks in Operation; Notice to the APCO	Y	

Table IV – ~~CW Cluster 28F-401A~~
Source-specific Applicable Requirements
~~S317 – Tank A-317, S324 – Tank A-324, S431 – Tank A-431, S432 – Tank A-432,~~
~~S457 – Tank A-457~~

Applicable Requirement	Regulation Title or Description of Requirement	Federally Enforceable (Y/N)	Future Effective Date
8-5-112.1.1	Limited Exemption, Tanks in Operation; Notice to the APCO; 3 day prior notification	Y	
8-5-112.1.2	Limited Exemption, Tanks in Operation; Notice to the APCO; Telephone notification	Y	
8-5-112.2	Limited Exemption, Tanks in Operation; Compliance and certification before commencement of work	Y	
8-5-112.3	Limited Exemption, Tanks in Operation; No product movement; minimization of emissions	Y	
8-5-112.4	Limited Exemption, Tanks in Operation; Exemption does not exceed 7 days	Y	
8-5-117	Exemption, Low Vapor Pressure	Y	
8-5-301	Storage Tank Control Requirements	Y	
8-5-302	Requirements for Submerged Fill Pipes	Y	
8-5-303	Requirements for Pressure Vacuum Valve	Y	
8-5-303.1	Requirements for Pressure Vacuum Valves	Y	
8-5-303.2	Requirements for Pressure Vacuum Valves	Y	
8-5-306	Requirements for Approved Emission Control Systems	Y	
8-5-328	Tank Degassing Requirements	Y	
8-5-328.1	Tank degassing requirements; Tanks > 75 cubic meters	Y	
8-5-328.1.2	Tank degassing requirements; Concentration of <10,000 ppm as methane after degassing	Y	
8-5-403	Inspection Requirements for Pressure Vacuum Valves	Y	
8-5-404	Certification	Y	
8-5-405	Information Required Report	Y	
8-5-405.1	Information required	Y	
8-5-405.2	Information required	Y	
8-5-405.3	Information required	Y	
8-5-501	Records	Y	
8-5-502	Tank Degassing Annual Source Test Requirement	Y	
8-5-503	Portable Hydrocarbon Detector	Y	
8-5-603	Determination of Emissions	Y	
8-5-603.1	Determination of Emissions; Method to test emission control system (8-5-306)	Y	
8-5-605	Pressure-Vacuum Valve Gas Tight Determination	Y	

Table IV – ~~CW Cluster 28F-401A~~
Source-specific Applicable Requirements
~~S317 – Tank A-317, S324 – Tank A-324, S431 – Tank A-431, S432 – Tank A-432,~~
~~S457 – Tank A-457~~

Applicable Requirement	Regulation Title or Description of Requirement	Federally Enforceable (Y/N)	Future Effective Date
<u>40 CFR 63</u> <u>Subpart</u> <u>CCRefinery</u> <u>MACT</u>	NESHAP for <u>Source Categories - Petroleum Refineries</u> <u>REQUIREMENTS FOR FIXED ROOF TANK-CONTROL DEVICE Vented</u> <u>to Fuel Gas</u>	Y	
<u>63.640</u>	<u>Applicability</u>	Y	
<u>63.640(c)(2)</u>	<u>Applicability and Designation of Storage Vessels</u>	Y	
<u>63.640(d)(5)</u>	<u>Exclusion for emission points routed to fuel gas system</u>	Y	
63.642(e)	General recordkeeping requirements: Time period for keeping records, unless specified otherwise.	Y	
	63.642(e) & 63.654(i)(4) keep all other records 5 years, retrievable within 24 hr		
	General recordkeeping requirements: Keep all reports and notification for the specified period of time.	Y	
	63.642(e) & 63.654(i)(4) required		
63.646(a)	The source only needs to comply with the provisions as they relate to an existing fixed-roof tank vented via a closed-vent system to a control device.	Y	
	Control device Performance requirements:	Y	
	63.646(a) & (d) 63.119(e) at least 95% efficient (or 90% if older than 7/15/94), or a flare per 63.11(b)		
	Control device (other than flare) Compliance demonstration:	Y	
	63.646(a) 63.120(d) design evaluation or performance test, plus monitoring plan {30-day notice required prior to performance tests, per 63.642(d)(2)}		
	Control device (other than flare) Operating requirements:	Y	
	63.646(a) 63.120(d) operate such that the monitored parameters remain within the specified ranges		
	Closed-vent system Performance requirements:	Y	
	63.646(a) 63.120(d)(6) & 63.148 no detectable emissions (i.e., < 500 ppm)		
63.646(g)	Failure to perform inspections and required monitoring is a violation of the applicable standard.	Y	

Table IV – ~~CW Cluster 28F-401A~~
Source-specific Applicable Requirements
~~S317 – Tank A-317, S324 – Tank A-324, S431 – Tank A-431, S432 – Tank A-432,~~
~~S457 – Tank A-457~~

Applicable Requirement	Regulation Title or Description of Requirement	Federally Enforceable (Y/N)	Future Effective Date
63.654(g), (h) and (i)	The source only needs to comply with provisions as they relate to existing fixed roof tank vented via a closed vent system to a control device.	Y	
63.654(g)	Report of periodic inspections, etc. AFTER documenting initial compliance?	Y	
	63.654(g) begin Sept 13, 1999 then semiannual		
	Periodic Reports: Miscellaneous additional info to report:	Y	
	63.654(g)(5)(i) & (ii) for tanks routed to a control device other than a flare, semiannual reports of planned routine maintenance and all periods of monitored parameter excursions *		
	Periodic Reports: Tanks routed to a flare:	Y	
	63.654(g)(5)(i) & (iii) semiannual reports of planned routine maintenance and all periods in which the flare was not in compliance *		
63.654(h)	Report applicability for varying-use tanks?	Y	
	63.654(h)(6)(ii) w/the initial NOC Status report		
	Other (initial) Reports: Report applicability for varying-use tanks?	Y	
	63.654(h)(6)(ii) required with the initial Notification of Compliance Status report		
63.654(i)	Applicability records: Time period for keeping records of applicability determination, unless specified otherwise.	Y	
	63.654(i)(1) 63.123(a) Keep record readily accessible for the service life of the tank		
	Applicability records: Records of dimensions & capacity required for nonexempt tanks?	Y	
	63.654(i)(1) 63.646(a)&63.119(a)(3) 63.123(a) Required Keep record readily accessible for service life of the tank *		
	Recordkeeping for inspections: Keep inspection reports as specified.	Y	
	63.654(i)(1) 63.123(e) – (e) all inspections		
	Recordkeeping for tanks routed to a control device other than a flare:	Y	
	63.654(i)(1) 63.123(f) records of parametric monitoring data and planned routine maintenance *		

Table IV – ~~CW Cluster 28F-401A~~
Source-specific Applicable Requirements
~~S317 – Tank A-317, S324 – Tank A-324, S431 – Tank A-431, S432 – Tank A-432,~~
S457 – Tank A-457

Applicable Requirement	Regulation Title or Description of Requirement	Federally Enforceable (Y/N)	Future Effective Date
	Recordkeeping for tanks routed to a flare: 63.654(i)(1) 63.123(f) records of planned routine maintenance*	Y	
	Recordkeeping for delayed repairs: When utilizing a delay of repair provision, keep documentation of the reason for the delay. 63.654(i)(1) 63.123(g) required	Y	
	Applicability records: Additional recordkeeping requirements for certain tanks. 63.654(i)(1)(iv) determination of HAP content Keep record readily accessible for service life of the tank	Y	
BAAQMD Condition # 19528			
Part 1	Throughput limit (basis: Regulation 2-1-234.3, Regulation 2-1-403 Regulation 2-6-503)	Y	
BAAQMD Condition # 1952821053			
Part 6	Monitoring requirements for control device (basis: 63.646(a); 63.120(d)(5))	Y	

Table IV – ~~CX Cluster 28~~
Source-specific Applicable Requirements
~~S46 – Tank A-046~~

Applicable Requirement	Regulation Title or Description of Requirement	Federally Enforceable (Y/N)	Future Effective Date
BAAQMD Reg 8 Rule 5	Organic Compounds – STORAGE OF ORGANIC LIQUIDS – (11/27/02)		
8-5-111	Limited Exemption, Tank Removal From and Return to Service	Y	
8-5-111.1	Limited Exemption, Tank Removal From and Return to Service; Notice to the APCO	Y	

Table IV—CX Cluster 28
Source-specific Applicable Requirements
S46—Tank A-046

Applicable Requirement	Regulation Title or Description of Requirement	Federally Enforceable (Y/N)	Future Effective Date
8-5-111.1.1	Limited Exemption, Tank Removal From and Return to Service; Notice to the APCO; 3 day prior notification	Y	
8-5-111.1.2	Limited Exemption, Tank Removal From and Return to Service; Notice to the APCO; Telephone notification	Y	
8-5-111.2	Limited Exemption, Tank Removal From and Return to Service; Compliance before notification	Y	
8-5-111.4	Limited Exemption, Tank Removal From and Return to Service; Use of vapor recovery	Y	
8-5-111.5	Limited Exemption, Tank Removal From and Return to Service; Minimization of emissions	Y	
8-5-111.6	Limited Exemption, Tank Removal From and Return to Service; Written notice of completion not required	Y	
8-5-111.7	Limited Exemption, Tank Removal From and Return to Service; Compliance with Section 8-5-328	Y	
8-5-112	Limited Exemption, Tanks in Operation	Y	
8-5-112.1	Limited Exemption, Tanks in Operation; Notice to the APCO	Y	
8-5-112.1.1	Limited Exemption, Tanks in Operation; Notice to the APCO; 3 day prior notification	Y	
8-5-112.1.2	Limited Exemption, Tanks in Operation; Notice to the APCO; Telephone notification	Y	
8-5-112.2	Limited Exemption, Tanks in Operation; Compliance and certification before commencement of work	Y	
8-5-112.3	Limited Exemption, Tanks in Operation; No product movement; minimization of emissions	Y	
8-5-112.4	Limited Exemption, Tanks in Operation; Exemption does not exceed 7 days	Y	
8-5-301	Storage Tank Control Requirements	Y	
8-5-302	Requirements for Submerged Fill Pipes	Y	
8-5-303	Requirements for Pressure Vacuum Valve	Y	
8-5-306	Requirements for Approved Emission Control Systems	Y	
8-5-328	Tank Degassing Requirements	Y	
8-5-403	Inspection Requirements for Pressure Vacuum Valves	Y	
8-5-404	Certification	Y	
8-5-405	Information Required	Y	
8-5-501	Records	Y	
8-5-502	Tank Degassing Annual Source Test Requirement	Y	
8-5-503	Portable Hydrocarbon Detector	Y	
<i>Refinery MACT</i>	NESHAP for Petroleum Refineries <i>REQUIREMENTS FOR FIXED ROOF TANK CONTROL DEVICE</i>	Y	

**Table IV—CX Cluster 28
Source-specific Applicable Requirements
S46—Tank A-046**

Applicable Requirement	Regulation Title or Description of Requirement	Federally Enforceable (Y/N)	Future Effective Date
63.642(e)	General recordkeeping requirements: Time period for keeping records, unless specified otherwise.	63.642(e) & 63.654(i)(4) keep all other records 5 years, retrievable within 24 hr	Y
	General recordkeeping requirements: Keep all reports and notification for the specified period of time.	63.642(e) & 63.654(i)(4) required	Y
63.646(a)	The source only needs to comply with the provisions as they relate to an existing fixed roof tank vented via a closed vent system to a control device.		Y
	Control device Performance requirements:	63.646(a) & (d) 63.119(e) at least 95% efficient (or 90% if older than 7/15/94), or a flare per 63.11(b)	Y
	Control device (other than flare) Compliance demonstration:	63.646(a) 63.120(d) design evaluation or performance test, plus monitoring plan {30-day notice required prior to performance tests, per 63.642(d)(2)}	Y
	Control device (other than flare) Operating requirements:	63.646(a) 63.120(d) operate such that the monitored parameters remain within the specified ranges	Y
	Closed vent system Performance requirements:	63.646(a) 63.120(d)(6) & 63.148 no detectable emissions (i.e., < 500 ppm)	Y
63.646(g)	Failure to perform inspections and required monitoring is a violation of the applicable standard.		Y
63.654(g), (h) and (i)	The source only needs to comply with provisions as they relate to existing fixed roof tank vented via a closed vent system to a control device.		Y
63.654(g)	Report of periodic inspections, etc. AFTER documenting initial compliance?	63.654(g) begin Sept 13, 1999 then semiannual	Y

Table IV—CX Cluster 28
Source-specific Applicable Requirements
S46—Tank A-046

Applicable Requirement	Regulation Title or Description of Requirement	Federally Enforceable (Y/N)	Future Effective Date
	Periodic Reports: Miscellaneous additional info to report:	63.654(g)(5)(i) & (ii) for tanks routed to a control device other than a flare, semiannual reports of planned routine maintenance and all periods of monitored parameter excursions*	Y
	Periodic Reports: Tanks routed to a flare:	63.654(g)(5)(i) & (iii) semiannual reports of planned routine maintenance and all periods in which the flare was not in compliance*	Y
63.654(h)	Report applicability for varying-use tanks?	63.654(h)(6)(ii) w/the initial NOC Status report	Y
	Other (initial) Reports: Report applicability for varying use tanks?	63.654(h)(6)(ii) required with the initial Notification of Compliance Status report	Y
63.654(i)	Applicability records: Time period for keeping records of applicability determination; unless specified otherwise.	63.654(i)(1) 63.123(a) Keep record readily accessible for the service life of the tank	Y
	Applicability records: Records of dimensions & capacity required for nonexempt tanks?	63.654(i)(1) 63.646(a)&63.119(a)(3) 63.123(a) Required Keep record readily accessible for service life of the tank*	Y
	Recordkeeping for inspections: Keep inspection reports as specified.	63.654(i)(1) 63.123(e) — (e) all inspections	Y
	Recordkeeping for tanks routed to a control device other than a flare:	63.654(i)(1) 63.123(f) records of parametric monitoring data and planned routine maintenance*	Y
	Recordkeeping for tanks routed to a flare:	63.654(i)(1) 63.123(f) records of planned routine maintenance*	Y
	Recordkeeping for delayed repairs: When utilizing a delay of repair provision, keep documentation of the reason for the delay.	63.654(i)(1) 63.123 (g) required	Y

Table IV—CX Cluster 28
Source-specific Applicable Requirements
S46—Tank A-046

Applicable Requirement	Regulation Title or Description of Requirement	Federally Enforceable (Y/N)	Future Effective Date
	<p>Applicability records: Additional recordkeeping requirements for certain tanks.</p> <p align="center">63.654(i)(1)(iv) determination of HAP content Keep record readily accessible for service life of the tank</p>	Y	
BAAQMD Condition # 19528			
Part 1	Throughput limit (basis: Regulation 2-1-234.3, Regulation 2-1-403 Regulation 2-6-503)	Y	
BAAQMD Condition # 19528			
Part 6	Monitoring requirements for control device (basis: 63.646(a), 63.120(d)(5))	Y	

Table IV – CXaF-402A
Source-specific Applicable Requirements
S1508 – Tanks A-906 and S1509 – Tank A-907 Avon Wharf Slop Oil Tanks

Applicable Requirement	Regulation Title or Description of Requirement	Federally Enforceable (Y/N)	Future Effective Date
BAAQMD Reg 8 Rule 2	Organic Compounds MISCELLANEOUS OPERATIONS (7/20/2005)		
8-2-304	Miscellaneous Operations	Y	
BAAQMD Regulation 8, Rule 5	Organic Compounds – Storage of Organic Liquids (10/18/2006)		
8-5-100	General	Y	
8-5-101	Description	Y	
8-5-111	Limited Exemption, Tank Removal From and Return to Service	N	
8-5-111.1	Limited Exemption, Tank Removal From and Return to Service, Notification	Y	
8-5-111.1.1	Limited Exemption, Tank Removal From and Return to Service, Notification	Y	
8-5-111.1.2	Limited Exemption, Tank Removal From and Return to Service, Notification	Y	

Table IV – ~~CXaF-402A~~
Source-specific Applicable Requirements
S1508 – Tanks A-906 and S1509 – Tank A-907 Avon Wharf Slop Oil Tanks

Applicable Requirement	Regulation Title or Description of Requirement	Federally Enforceable (Y/N)	Future Effective Date
8-5-111.2	Limited Exemption, Tank Removal From and Return to Service; Tank in compliance at time of notification	N	
8-5-111.5	Limited Exemption, Tank Removal From and Return to Service; Minimize emissions and, if required, degas per 8-5-328	N	
8-5-111.6	Limited Exemption, Tank Removal From and Return to Service; Self report if out of compliance during exemption period	N	
8-5-112	Limited Exemption, Preventative Maintenance and Inspection of Tanks in Operation	N	
8-5-112.1	Limited Exemption, Preventative Maintenance and Inspection of Tanks in Operation; Notification	Y	
8-5-112.1.1	Limited Exemption, Preventative Maintenance and Inspection of Tanks in Operation; Notification	Y	
8-5-112.1.2	Limited Exemption, Preventative Maintenance and Inspection of Tanks in Operation; Notification	Y	
8-5-112.2	Limited Exemption, Preventative Maintenance and Inspection of Tanks in Operation; Tank in compliance at time of notification	N	
8-5-112.3	Limited Exemption, Preventative Maintenance and Inspection of Tanks in Operation; No product movement, Minimize emissions	Y	
8-5-112.4	Limited Exemption, Preventative Maintenance and Inspection of Tanks in Operation; Not to exceed 7 days	N	
8-5-112.5	Limited Exemption, Preventative Maintenance and Inspection of Tanks in Operation; Self report if out of compliance during exemption period	N	
8-5-112.6	Limited Exemption, Preventative Maintenance and Inspection of Tanks in Operation; Keep records for each exemption	N	
8-5-112.6.1	Limited Exemption, Preventative Maintenance and Inspection of Tanks in Operation; Keep records for each exemption	N	
8-5-112.6.2	Limited Exemption, Preventative Maintenance and Inspection of Tanks in Operation; Keep records for each exemption	N	
8-5-112.6.3	Limited Exemption, Preventative Maintenance and Inspection of Tanks in Operation; Keep records for each exemption	N	
8-5-112.6.4	Limited Exemption, Preventative Maintenance and Inspection of Tanks in Operation; Keep records for each exemption	N	
8-5-117	Limited Exemption, Low Vapor Pressure	N	
8-5-119	Limited Exemption, Repair Period - Optional	N	
8-5-119.1	Limited Exemption, Repair Period - Optional	N	
8-5-119.2	Limited Exemption, Repair Period - Optional	N	
8-5-119.3	Limited Exemption, Repair Period - Optional	N	
8-5-301	Storage Tank Control Requirements	N	
8-5-302	Requirements for Submerged Fill Pipes	Y	

Table IV – ~~CXaF-402A~~
Source-specific Applicable Requirements
S1508 – Tanks A-906 and S1509 – Tank A-907 Avon Wharf Slop Oil Tanks

Applicable Requirement	Regulation Title or Description of Requirement	Federally Enforceable (Y/N)	Future Effective Date
8-5-302.1	Requirements for Submerged Fill Pipes; Top fill	<u>Y</u>	
8-5-303	Requirements for Pressure Vacuum Valves	<u>N</u>	
8-5-303.1	Requirements for Pressure Vacuum Valves; Set pressure	<u>N</u>	
8-5-303.2	Requirements for Pressure Vacuum Valves; Gas tight requirement or abatement	<u>N</u>	
8-5-307	Requirements for Fixed Roof Tanks, Pressure Tanks and Blanketed Tanks	<u>N</u>	
8-5-307.1	Requirements for Fixed Roof Tanks, Pressure Tanks and Blanketed Tanks; no liquid leakage through shell	<u>N</u>	
8-5-328	Tank Degassing Requirements	<u>N</u>	
8-5-328.2	Tank Degassing Requirements; Ozone Excess Day Prohibition	<u>Y</u>	
8-5-328.3	Tank Degassing Requirements; BAAQMD notification required	<u>N</u>	
8-5-331	Tank Cleaning Requirements	<u>N</u>	
8-5-331.1	Tank Cleaning Requirements; Cleaning material properties	<u>N</u>	
8-5-331.2	Tank Cleaning Requirements; Steam cleaning prohibition	<u>N</u>	
8-5-331.3	Tank Cleaning Requirements; Steam cleaning exceptions	<u>N</u>	
8-5-403	Inspection Requirements for Pressure Relief Devices	<u>N</u>	
8-5-403.1	Inspection Requirements for Pressure Relief Devices; pressure vacuum valves	<u>N</u>	
8-5-403.2	Inspection Requirements for Pressure Relief Devices; PRDs except pressure vacuum valves	<u>N</u>	
8-5-404	Inspection, Abatement Efficiency Determination, and Source Test Reports	<u>N</u>	
8-5-411	Enhanced Monitoring Program (Optional)	<u>N</u>	
8-5-411.3	Enhanced Monitoring Program (Optional); Performance requirements	<u>N</u>	
8-5-501	Records		
8-5-501.1	Records; Type and amounts of liquid, type of blanket gas, TVP - Retain 24 months		
8-5-501.3	Records; Retention	<u>N</u>	
8-5-501.4	Records; New PV setpoints	<u>N</u>	
8-5-602	Analysis of Samples, True Vapor Pressure	<u>Y</u>	
8-5-604	Determination of Applicability Based on True Vapor Pressure	<u>Y</u>	
8-5-605	Measurement of Leak Concentration and Residual Concentrations	<u>N</u>	
8-5-605.1	Measurement of Leak Concentration and Residual Concentrations; EPA Method 21 Instrument	<u>N</u>	
8-5-605.2	Measurement of Leak Concentration and Residual Concentrations; Test Methods	<u>N</u>	
8-5-606	Analysis of Samples, Tank Cleaning Agents	<u>N</u>	
8-5-606.1	Analysis of Samples, Tank Cleaning Agents; IBP	<u>N</u>	
8-5-606.2	Analysis of Samples, Tank Cleaning Agents; TVP	<u>N</u>	

Table IV – ~~CXaF-402A~~
Source-specific Applicable Requirements
S1508 – Tanks A-906 and S1509 – Tank A-907 Avon Wharf Slop Oil Tanks

Applicable Requirement	Regulation Title or Description of Requirement	Federally Enforceable (Y/N)	Future Effective Date
8-5-606.3	Analysis of Samples, Tank Cleaning Agents, VOC	<u>N</u>	
8-5-111	Limited Exemption, Tank Removal From and Return to Service	<u>Y</u>	
8-5-111.2	Limited Exemption, Tank Removal From and Return to Service, Tank in compliance prior to notification	<u>Y</u>	
8-5-111.5	Limited Exemption, Tank Removal From and Return to Service, Minimize emissions	<u>Y</u>	
8-5-111.6	Limited Exemption, Tank Removal From and Return to Service, Notice of completion not required	<u>Y</u>	
8-5-111.7	Limited Exemption, Tank Removal From and Return to Service, Satisfy requirements of 8-5-328	<u>Y</u>	
8-5-112	Limited Exemption, Tanks in Operation	<u>Y</u>	
8-5-112.2	Limited Exemption, Tanks in Operation, Tank in compliance prior to start of work. Certified per 8-5-404	<u>Y</u>	
8-5-112.4	Limited Exemption, Tanks in Operation, Not to exceed 7 days	<u>Y</u>	
8-5-117	Exemption, Low Vapor Pressure	<u>Y</u>	
8-5-301	Storage Tank Control Requirements	<u>Y</u>	
8-5-303	Requirements for Pressure Vacuum Valves	<u>Y</u>	
8-5-303.1	Requirements for Pressure Vacuum Valves	<u>Y</u>	
8-5-303.2	Requirements for Pressure Vacuum Valves	<u>Y</u>	
8-5-328	Tank degassing requirements	<u>Y</u>	
8-5-403	Inspection Requirements for Pressure Vacuum Valves	<u>Y</u>	
8-5-404	Certification	<u>Y</u>	
8-5-405	Report	<u>Y</u>	
8-5-405.1	Information required	<u>Y</u>	
8-5-405.2	Information required	<u>Y</u>	
8-5-405.3	Information required	<u>Y</u>	
8-5-501	Records	<u>Y</u>	
8-5-503	Portable Hydrocarbon Detector	<u>Y</u>	
8-5-605	Pressure-Vacuum Valve Gas Tight Determination	<u>Y</u>	
BAAQMD Regulation 11, Rule 12	Hazardous Pollutants - National Emission Standard for Benzene Emissions From Benzene Transfer Operations and Benzene Waste Operations (Adopted 07/18/1990; Subpart FF last amended 01/05/1994)	<u>Y</u>	
40 CFR 63 Subpart CC	NESHAPS for Source Categories - Petroleum Refineries (MACT) (06/03/2003) Requirements for Group 2 Wastewater Streams		
63.640	Applicability	<u>Y</u>	

Table IV – ~~CXaF-402A~~
Source-specific Applicable Requirements
S1508 – Tanks A-906 and S1509 – Tank A-907 Avon Wharf Slop Oil Tanks

Applicable Requirement	Regulation Title or Description of Requirement	Federally Enforceable (Y/N)	Future Effective Date
63.640(c)(3)	Wastewater streams and treatment operations associated with petroleum refining process units meeting the criteria of section 63.640(a)	<u>Y</u>	
63.641	Definitions	<u>Y</u>	
40 CFR 61 Subpart FF	NESHAPS – Benzene Waste Operations (12/04/2003) Requirements for Uncontrolled Streams under Treat to 6 option		
61.340	Applicability	<u>Y</u>	
61.340(a)	Applicability: Petroleum Refineries	<u>Y</u>	
61.342(e)	Standards: General; Compliance option - Treat to 6 or 6BQ Option	<u>Y</u>	
61.342(e)(2)	Standards: General; Requirements for treating aqueous wastes (greater than 10% water) for compliance with 61.342(e) compliance option;	<u>Y</u>	
61.342(e)(2)(i)	Standards: General; [Uncontrolled] 61.342(e)(2) Waste shall not contain more than 6.0 Mg/yr benzene (target benzene quantity (TBO).	<u>Y</u>	
61.342(e)(2)(ii)	Standards: General; Determine 61.342(e)(2) benzene quantity in each uncontrolled aqueous waste stream per 61.355(k).	<u>Y</u>	
BAAQMD Condition # 23486			
Part 1	Throughput limit (basis: Cumulative Increase)	Y	
Part 2	Materials collected in S-1508 & S-1509 (basis: cumulative increase)	Y	
Part 4	Recordkeeping (basis: cumulative increase, Regulation 1-441)	Y	

APPENDIX F – BAAQMD COMPLIANCE REPORT

COMPLIANCE & ENFORCEMENT DIVISION

Inter-Office Memorandum

October 15, 2009

TO: BRIAN BATEMAN – DIRECTOR OF ENGINEERING

FROM: KELLY WEE – DIRECTOR OF ENFORCEMENT

SUBJECT: REVIEW OF COMPLIANCE RECORD OF:

TESORO REFINING & MARKETING COMPANY - SITE # B2758 / B2759

Background

This review was initiated as part of the District evaluation of an application by Tesoro Refining & Marketing Company for a Title V Permit Renewal. It is standard practice of the Compliance and Enforcement Division to undertake a compliance review in advance of a renewal of a Title V Permit to Operate. The purpose of this review is to assure that any non-compliance problems identified during the prior five-year permit term have been adequately addressed by returning the facility to compliance, or, if non-compliance persists, that a schedule of compliance is properly incorporated into the Title V permit compliance schedule. In addition, the review checks for patterns of recurring violation that may be addressed by additional permit terms. Finally, the review is intended to recommend, if necessary, any additional permit conditions and limitations to improve compliance.

Compliance Review

Staff reviewed Tesoro Refining & Marketing Company Annual Compliance Certifications for December 1, 2003 to September 30, 2009 and found no ongoing non-compliance and no recurring pattern of violations, which have not already been corrected.

The District has conducted a compliance review of 202 Notices of Violation (NOVs) issued to Tesoro Refining & Marketing Company from December 1, 2003 to September 30, 2009. While the petroleum refining facility received a number of violations over this 5.8-year period, for facilities as large, complex, and heavily-regulated as a petroleum refining facility within the Bay Area Air Quality Management District's jurisdiction, violations are likely to occur. It is important to note that all of the violations associated with the NOVs were in compliance at the time of this review. Furthermore, the District's analysis of the NOVs for the 5.8-year period indicated that there are no ongoing violations or pattern of recurring violations that would currently require a compliance schedule.

Understanding how the District handles the violations associated with the NOVs is important to understanding how the District evaluated the facility's compliance status. Whenever the District discovers a violation, it begins a two-step process. The first step is to end the violation and bring the alleged violator back into compliance. Once compliance is achieved, the second step is to proceed with penalty assessment. It is District policy to not proceed with penalty assessment until compliance has been achieved. If a facility has not achieved compliance in a timely fashion, the District proceeds with additional enforcement action. The vast majority of Notice of Violation penalties are resolved through settlement negotiations.

The results of the District's compliance review are shown in Table I. As stated above, the 225 violations associated with the 202 NOVs were in compliance at the time of this review. In 78% of the violations, compliance was achieved within 1 day of occurrence. In the remaining 22% of the violations, the violations achieved compliance shortly after discovery but did not represent ongoing violation that would require a compliance schedule in a Title V permit. For two sources, the Fluid Coker and the # 5 Boiler, the recurrent pattern of violations was addressed in a Conditional Order of Abatement (discussed below) that required the facility to replace these sources with a lower emitting delayed coker unit. In some cases, permit condition modifications have been made to address permit condition violations during the review period. There were several sources that had multiple violations. The violations did not indicate recurrent patterns of violation because investigations into the cause of the violations revealed unrelated causes. Of the 202 NOVs issued, approximately 50% of the violations resulted from the facility self-reporting, pursuant to District Regulations and Title-V requirements.

Based on this review and analysis of all the violations for the 5.8-year period, the District has concluded that no schedule of compliance or change in permit terms is necessary beyond what is already contained in the petroleum refining facility's Title V permit, with the exception of fugitive emission violations that are being addressed through a compliance and enforcement agreement³. All other records show that the violations returned to compliance, were intermittent or did not evidence on-going non-compliance, there are no patterns of recurring violation, and the facility was in compliance at the time of this review.

The violation details associated with the 202 Notices of Violation (225 violations) are summarized below and detailed in Table 1.

Violation Category	TOTAL
Emissions Related	172
Administrative	52
Permit-to-Operate	1
TOTAL	225

³ Compliance and Enforcement Agreement dated December 11, 2007 for removal of blowdown towers.

District Staff has conducted a compliance review of 16 Notice to Comply (NTC's) issued to Tesoro from December 1, 2003 through September 30, 2009. The District may use the NTC to achieve compliance by using enforcement action appropriate to the severity of the violation. In most cases, these violations involve procedural, administrative, or recordkeeping omissions that did not conceal a violation or were de minimis emissions. During this reporting period none of the NTC's resulted in the issuance of an Notice of Violation for failing to correct a minor NTC violation.

Staff also reviewed additional District compliance records for Tesoro Refining & Marketing Company for December 1, 2003 to September 30, 2009. During this period Tesoro Refining & Marketing Company activities known to the District include:

The District received two hundred fifty-two (252) air pollution complaints alleging Tesoro Refining & Marketing Company as the source. Seventy-seven (77) of these complaints were confirmed.

The District received six hundred seventy-nine (679) notifications for Reportable Compliance Activity (RCA)⁴: thirty-eight (38) breakdown requests, two hundred forty-four (244) indicated monitor excesses, nine (9) pressure relief device releases, and three hundred eighty-eight (388) in-operative monitor reports. One hundred fifteen (115) of the RCAs resulted in NOVs.

The District entered into three (3) enforcement agreements with Tesoro Refining & Marketing Company.

- Two of the enforcement agreements were associated with fugitive emission leaks that could not be immediately repaired. The leaks under these agreements either had de minimis emissions (< 10 lbs./day), or were abated to existing controls in the process units.
- The third enforcement agreement originated from an administrative violation, related to inadequate monitoring of pressure relief devices on blowdown systems in the refinery. Under the agreement, Tesoro shall eliminate all atmospheric blowdown systems in the refinery by January 2010.

The District processed eight (8) dockets for variances and permit appeals, before the District's Hearing Board. There is currently one variance and one permit appeal pending final increments of progress or resolution.

⁴ Reportable Compliance Activity (RCA), also known as "Episode" reporting, is the reporting of compliance activities involving a facility as outlined in District Regulations and State Law. Reporting covers breakdown requests, indicated monitor excesses, pressure relief device releases, inoperative monitor reports and flare monitoring.

- Docket # 3459 and # 3543 were both filed for fugitive emission leaks that could not be immediately repaired within timeline in regulations. These were withdrawn and handled under Enforcement Agreements (discussed above).
- Docket # 3455 and # 3532 were filed as appeals to the various revisions of the Title-V Permit. These matters were continued and handled through resolution of issues with the permit.
- Docket # 3477 and # 3529 were both filed for fugitive emission leaks, that could not be immediately repaired within the timeline of the regulations. Both of these short-term variances were granted.
- Docket # 3480 and # 3485 were filed for variance relief of different regulations. Each of these variances was withdrawn, and Notices-of-violation were issued. Docket # 3485 also led to the District filing an abatement order (Docket # 3492 discussed below).

The District entered into one (1) conditional order for abatement with Tesoro Refining & Marketing Company. The abatement order entered as Docket # 3492, addressed the recurrent violations and history of particulate emission problems at the Fluid Coker / #5 Boiler / # 6 Boiler (back-up). Under the order, Tesoro addressed particulate control issues at their #6 Boiler, and made process control and equipment modifications; submitted permit application for construction of a new delayed coker unit, to replace the existing fluid coker and #5 Boiler; and permanently decommissioned the fluid coker sources once the new unit was online. Tesoro met all conditions and increments of progress, under the abatement order, by April 2008.

Conclusion

The Compliance and Enforcement Division has made a determination that for the review period Tesoro Refining & Marketing Company was in intermittent compliance. There is no evidence of on-going non-compliance and no recurring pattern of violations with the exception of violations that are being addressed through a compliance and enforcement agreement, that would warrant consideration of a Title V permit compliance schedule or additional permit terms. The Division recommends that the December 11, 2007 Compliance and Enforcement Agreement be incorporated into the renewal to improve compliance beyond what is already contained in the Title V Permit under consideration.

Permit Evaluation and Statement of Basis, Renewed Permit: Site B5728 & B5729, Tesoro Refining and Marketing Company
Golden Eagle Refinery, 150 Solano Way and 1750 Marina Vista Way, Martinez, CA 94553

Violation #	Source #	Occur	Issue	Regulation	Violation Comments	Compliance Achieved	Basis for No Compliance Schedule
A46662A	311	12/1/2003	3/23/2005	8-5-402	8-5-402.1 - Failure to inspect primary seal within 10 years.	2/7/2005	This violation was an administrative violation, related to the self-inspection of the primary seal, once every 10 years. The tank was taken out-of-service to perform the missed inspection, and found to be in compliance.
A46663A	314	12/1/2003	3/23/2005	8-5-402	8-5-402.1 - Failure to inspect primary seal within 10 years.	2/10/2005	This violation was an administrative violation, related to the self-inspection of the primary seal, once every 10 years. The tank was taken out-of-service to perform the missed inspection, and found to be in compliance.
A47574A	601	12/1/2003	12/5/2005	8-5-402	Failed to inspect primary seal within 10 year period. Amended to include 40 additional days of violation, from 12/1/05 - 1/9/06.	1/9/2006	This violation was an administrative violation, related to the self-inspection of the primary seal, once every 10 years. The tank was taken out-of-service to perform the missed inspection, and found to be in compliance.
A44646A	937	12/10/2003	12/10/2003	8-18-301	Equipment leak on braided hose > 100 ppm.	12/10/2003	This violation was corrected on the same day by replacing a braided metal hose.
A46679A	1105	12/15/2003	11/23/2004	2-6-307	Permit Condition 19199. Failure to meet 100 ppm pump emission limit.	11/22/2004	This violation was corrected on the same day by placing specific pump emissions limits in a Title V matrix and inspecting them against a 100 ppm limit. This violation was discovered through a records audit which indicated that new pumps were not being inspected according to a more stringent permit condition limit, over a 10-month period.
A46755A	974	12/24/2003	11/30/2004	2-6-307	Title V Permit Condition #8077 Violation, greater than 146 lbs NOx on start-up.	12/24/2003	This violation was corrected on the same day by bringing the HDS unit up to full rate. The repeat violations are related to NOx emissions from this furnace and occurred over two months apart.
A46699A	1452	1/1/2004	1/6/2005	8-18-401	Failure to inspect.	1/6/2005	This violation was administrative for fugitive emission monitoring, related to not inspecting valves and pumps, on these groundwater collection wells. Discovered during a District inspection, the facility immediately achieved compliance by tagging valves, and including them in database for future inspection and monitoring.

Permit Evaluation and Statement of Basis, Renewed Permit: Site B5728 & B5729, Tesoro Refining and Marketing Company
Golden Eagle Refinery, 150 Solano Way and 1750 Marina Vista Way, Martinez, CA 94553

Violation #	Source #	Occur	Issue	Regulation	Violation Comments	Compliance Achieved	Basis for No Compliance Schedule
A46699B	1452	1/1/2004	1/6/2005	8-18-402	Failure to identify components for monitoring.	1/6/2005	This violation was administrative for fugitive emission monitoring, related to not identifying valves and pumps, on these groundwater collection wells. Discovered during a District inspection, the facility immediately achieved compliance by tagging valves, and including them in database for future inspection and monitoring.
A46687A	903	1/3/2004	1/5/2005	2-1-307	NH3 injection excess, Permit Condition #573.	5/17/2004	This violation was corrected on the same day by reducing the ammonia injection rate to comply with permit condition limit. The other violations at this source are related to different emissions (particulate, & NOx) from the #5 Coker CO Boiler. Of the 16 violations that occurred during the 5-year period, five of these violations were deemed to be recurring problems for which an abatement action was filed.
A46680A	802	1/20/2004	11/23/2004	2-6-307	Permit Condition 19199. Failure to meet 100 ppm pump emission limit.	11/22/2004	This violation was corrected on the same day by updating the inspection database and reinspectng the affected equipment. District staff discovered through a records audit that new pumps were not being inspected according to a more stringent 100 ppm leak standard permit condition over a 10-month period.
A45953A	664	1/29/2004	1/29/2004	8-18-307	Liquid leak 13 drops/minute.	1/29/2004	This violation was corrected on the same day by tightening the valve packing.
A45954A	955	2/4/2004	2/6/2004	8-18-301	3 open ended lines @ compressors.	2/4/2004	This violation was corrected on the same day by venting the open line to a carbon canister scrubber system already in place .
A45962A	952	2/11/2004	3/24/2004	9-8-301	Failed source test #04130	2/11/2004	This violation was corrected on the same day by shutting down the engine immediately for repairs. This violation was related to a failed source test performed by the District on an IC engine.

Permit Evaluation and Statement of Basis, Renewed Permit: Site B5728 & B5729, Tesoro Refining and Marketing Company
Golden Eagle Refinery, 150 Solano Way and 1750 Marina Vista Way, Martinez, CA 94553

Violation #	Source #	Occur	Issue	Regulation	Violation Comments	Compliance Achieved	Basis for No Compliance Schedule
A45957A	854	2/20/2004	2/24/2004	6-301	Visible emissions from flare, during a refinery-wide power failure.	2/20/2004	This violation was corrected on the same day by restoring power to the process units. Flare gas flow decreased as the refinery restored power. The repeat violations were related to different flaring events, for different regulations and occurred more than 2 years apart.
A45958A	944	2/20/2004	2/24/2004	6-301	Visible emissions from flare, during a refinery-wide power failure.	2/20/2004	This violation was corrected on the same day by restoring power to the units. Flare gas flow decreased as the refinery restored power. The repeat violations were related to different flaring events, and for different regulations.
A45956A	992	2/20/2004	2/24/2004	6-301	Visible emissions from flare, during a refinery-wide power failure.	2/20/2004	This violation was corrected on the same day by restoring power to the process units and the flare gas flow decreased as the refinery restored power.
A45968A	1401	2/20/2004	5/24/2004	9-1-307	SRU excess of SO2 = ID# 04C31; occurred during refinery-wide power failure.	2/21/2004	This violation was corrected within two days by restoring power and stabilizing the process units. The repeat violations were related to same regulation, and SO2 emissions. The 11 violations occurred throughout the 5 year period and each were for different causes.
A45967A	1411	2/20/2004	5/24/2004	9-1-309	Acid plant SO2 excess = ID # 04C30; occurred during refinery-wide power failure.	2/20/2004	This violation was corrected on the same day by restoring power to the process units. SO2 emissions fell below excess level when final plant startup and refinery stabilization occurred. The repeat violations were related to same regulation and SO2 emissions. The 5 violations that occurred over the last 5 years were unrelated to each other. Each occurrence achieved compliance on the same day, and were not recurring problems at this unit.
A45966A	974	2/26/2004	5/6/2004	2-1-307	NOx emissions - excess ID #04C37.	2/26/2004	This violation was corrected on the same day by re-starting the affected equipment. The repeat violations are related to NOx emissions from this furnace and occurred over two months apart.

Permit Evaluation and Statement of Basis, Renewed Permit: Site B5728 & B5729, Tesoro Refining and Marketing Company
 Golden Eagle Refinery, 150 Solano Way and 1750 Marina Vista Way, Martinez, CA 94553

Violation #	Source #	Occur	Issue	Regulation	Violation Comments	Compliance Achieved	Basis for No Compliance Schedule
A45959A		3/1/2004	3/4/2004	1-301	Odorous release from refinery.	3/1/2004	This violation was corrected on the same day by ceasing the operation of a spent caustic treating unit. A subsequent NOV was issued as more odors continued through the following day but no specific source could be identified as the cause of the odors. This violation was related to odorous emissions, from the refinery flare system that resulted in a public nuisance. There were 3 such violations that occurred during the first week of March 2004.
A45960A		3/2/2004	3/4/2004	1-301	Odorous release from refinery.	3/2/2004	This violation was corrected on the same day by increasing the water seal of the steam flares and ending the flow of flare gas to the flare network. A subsequent NOV was issued as the odors continued on following days. This violation was related to odorous emissions, from the refinery flare system, that resulted in a public nuisance. There were 3 such violations that occurred during the first week of March 2004.
A45961A		3/4/2004	3/15/2004	1-301	Odorous release from refinery.	3/4/2004	This violation was corrected on the same day by manually blocking out the steam flares to prevent flare gas flow. A root cause analysis was performed and several causal factors were identified. The refinery implemented recommendations stemming from the RCA investigation. This violation was related to odorous emissions from the refinery flare system that resulted in a public nuisance. There were 3 such violations that occurred during the first week of March 2004.

Permit Evaluation and Statement of Basis, Renewed Permit: Site B5728 & B5729, Tesoro Refining and Marketing Company
Golden Eagle Refinery, 150 Solano Way and 1750 Marina Vista Way, Martinez, CA 94553

Violation #	Source #	Occur	Issue	Regulation	Violation Comments	Compliance Achieved	Basis for No Compliance Schedule
A46683A		4/11/2004	11/23/2004	2-1-307	Failure to keep temperature records.	11/22/2004	This was an administrative and emission related violation, for a small thermal oxidizer. The violation was for multiple days in 2003 and 2004, related to low temperature recordings or missing records entirely. Once this violation was identified by the District, the facility began recording temperature data correctly, re-trained operators, and is now in compliance with the permit condition requirements.
A45964A	26	4/14/2004	4/16/2004	8-5-322	Rip in secondary seal @ 2 locations.	4/14/2004	This violation was corrected on the same day by replacing the ripped secondary seal fabric and adding a sealing agent.
A45938A	1401	4/15/2004	7/6/2004	9-1-307	SO2 excess @ SRU, Episode ID 04D26 denied breakdown ID 04D22	4/15/2004	This violation was corrected on the same day by stabilizing the SRU plant and retraining operator who caused the outage. The repeat violations were related to same regulation, and SO2 emissions. The 11 violations occurred throughout the 5 year period, but were for different causes. Each occurrence achieved compliance on the same day, and were not recurring problems at this unit.
A45939A	950	4/22/2004	7/6/2004	1-522.6	2 failed source tests, OS-564 and 211-04.	6/7/2004	This violation was related to failed field accuracy tests performed by the District and a contractor on a continuous emission monitor (CEM). The CEM was repaired and re-tested.
A45933A		4/28/2004	7/6/2004	2-1-302	No Permit to Operate.	4/28/2004	This was an administrative violation, related to the facility self-reporting several un-permitted IC engines to the District. Facility submitted a permit application immediately and obtained a permit-to-operate.
A45965A	1006	4/29/2004	4/29/2004	8-18-301	Equipment leak on valve.	4/29/2004	This violation was corrected on the same day by sealing a hole on the side of the valve using a fabricated metal dowel and sealant and then reinspecting the equipment.

Permit Evaluation and Statement of Basis, Renewed Permit: Site B5728 & B5729, Tesoro Refining and Marketing Company
 Golden Eagle Refinery, 150 Solano Way and 1750 Marina Vista Way, Martinez, CA 94553

Violation #	Source #	Occur	Issue	Regulation	Violation Comments	Compliance Achieved	Basis for No Compliance Schedule
A45974A	954	5/7/2004	6/4/2004	9-8-301	Failed source test # 04189, CO & NOX	5/7/2004	This violation was corrected on the same day by shutting down the engine for repairs. This violation was related to a failed source test, performed by the District on an IC engine. The repeat violations at this source occurred in different years, and for different causes not justifying a compliance schedule.
A45971A	641	5/24/2004	6/18/2004	8-5-304	Liquid tank contents on floating roof.	5/24/2004	This violation was corrected on the same day by patching a pinhole leak on the floating-roof and cleaning off the liquid on roof.
A45932A	1013	6/1/2004	7/6/2004	1-523.1	Late report inoperative monitor ID 04E27.	6/1/2004	This was an administrative violation, related to the late reporting of an in-operative parametric monitor. Though it was late, the inoperative monitor episode was reported to the District
A45972A	699	6/2/2004	6/4/2004	8-18-301	Open ended line on tank VR system	6/2/2004	This violation was corrected on the same day by re-filling the water seal on vapor recovery system knock-out pot.
A45975A	515	6/3/2004	6/4/2004	8-18-301	3 open-ended lines + 100 ppm	6/3/2004	This violation was corrected on the same day by placing plugs in the open-ended lines.
A45973A	819	6/3/2004	6/4/2004	8-8-302	8-8-302.3 - 2 hydrocarbon leaks > 500 ppm	6/3/2004	This violation was corrected on the same day by repairing the forebay hatch cover and replacing the gasket. The repeat violations were related to excessive fugitive VOC emissions, occurred over 12 months apart, and achieved compliance the same day.
A45940A	699	6/10/2004	7/28/2004	8-5-303	(2) PV valves > 500 ppm	6/10/2004	This violation was corrected on the same day by replacing the PV valves.
A45943A	GLM	6/14/2004	8/3/2004	9-2-301	GLM excess H2S, episode 04E54.	6/14/2004	This violation was corrected on the same day when the wind shifted away from the monitoring station. The GLM excess cause is unknown. This violation is related to H2S emissions, as recorded by a GLM station at the refinery.

Permit Evaluation and Statement of Basis, Renewed Permit: Site B5728 & B5729, Tesoro Refining and Marketing Company
 Golden Eagle Refinery, 150 Solano Way and 1750 Marina Vista Way, Martinez, CA 94553

Violation #	Source #	Occur	Issue	Regulation	Violation Comments	Compliance Achieved	Basis for No Compliance Schedule
A45949A	903	7/4/2004	9/22/2004	6-302	Opacity excess > 30%, Breakdown #04E93, Episode #04E94	7/6/2004	This violation represented a recurring pattern arising from inadequate control of coker flue gas emissions, and recurring boiler tube failures. The events spanned over several prior years, and included five separate events. The District initiated administrative enforcement action, which resulted in a stipulated order of abatement that, among other things, imposed increments of progress and a schedule for achieving compliance. The facility met all increments and final compliance under the abatement order was achieved in April 2008.
A45942A	903	7/5/2004	7/28/2004	1-301	Boiler tube failure and shutdown. 8 complaints.	7/6/2004	This violation represented a recurring pattern arising from inadequate control of coker flue gas emissions, and recurring boiler tube failures. The events spanned over several prior years, and included five separate events. The District initiated administrative enforcement action, which resulted in a stipulated order of abatement that, among other things, imposed increments of progress and a schedule for achieving compliance. The facility met all increments and final compliance under the abatement order was achieved in April 2008.

Permit Evaluation and Statement of Basis, Renewed Permit: Site B5728 & B5729, Tesoro Refining and Marketing Company
 Golden Eagle Refinery, 150 Solano Way and 1750 Marina Vista Way, Martinez, CA 94553

Violation #	Source #	Occur	Issue	Regulation	Violation Comments	Compliance Achieved	Basis for No Compliance Schedule
A45950A	904	7/6/2004	9/22/2004	6-302	Opacity excess > 30%, episode ID 04F09.	7/7/2004	This violation represented a recurring pattern arising from inadequate control of coker flue gas emissions, during by-pass of # 5 boiler due to recurring tube failures. The events spanned over several prior years, and included five separate events. The District initiated administrative enforcement action, which resulted in a stipulated order of abatement that, among other things, imposed increments of progress and a schedule for achieving compliance. The facility met all increments and final compliance under the abatement order was achieved in April 2008.
A46677A	927	7/18/2004	10/27/2004	2-6-307	NOx excess on startup, episode 04F25.	7/18/2004	This violation was corrected on the same day by completing the unit startup. For this violation, the start-up period was exceeded and a permit condition change was requested. The repeat violations are related to different emissions (NOx, and CO) from this furnace.
A46689A	927	7/18/2004	12/13/2004	2-6-307	On start-up, NOx excess ID 04G60	9/30/2004	This violation was corrected on the same day by completing the unit startup. For this violation, the start-up period was exceeded and a permit condition change was requested. The repeat violations are related to different emissions (NOx, and CO) from this furnace.
A46689B	927	7/18/2004	12/13/2004	9-10-305	CO excess ID 04G61	9/30/2004	This violation was corrected on the same day by completing the unit startup. For this violation, the start-up period was exceeded and a permit condition change was requested. The repeat violations are related to different emissions (NOx, and CO) from this furnace.

Permit Evaluation and Statement of Basis, Renewed Permit: Site B5728 & B5729, Tesoro Refining and Marketing Company
Golden Eagle Refinery, 150 Solano Way and 1750 Marina Vista Way, Martinez, CA 94553

Violation #	Source #	Occur	Issue	Regulation	Violation Comments	Compliance Achieved	Basis for No Compliance Schedule
A46678A	1411	7/19/2004	10/27/2004	9-1-309	SO2 excess, Episode ID 04F26.	7/19/2004	This violation was corrected on the same day by bringing the unit up to full rate and heating up the converter beds. The repeat violations were related to same regulation, and SO2 emissions. The 5 violations that occurred over the last 5 years were unrelated to each other. Each occurrence achieved compliance on the same day, and were not recurring problems at this unit.
A45193A	830	7/23/2004	8/5/2004	1-301	Surge pond odors 5 confirmed complaints.	7/23/2004	This violation was corrected on the same day by treating the surge pond. The refinery instituted engineering controls to decrease odors and hired contractor staff to modify pond feed systems and reduce load entering the pond network. The refinery also held multiple odor awareness classes.
A46676A	953	8/20/2004	9/22/2004	9-8-301	Failed Source Test 05023, CO>2000 ppm.	8/20/2004	This violation was corrected on the same day by shutting down the engine for repairs. This violation was related to a failed source test, performed by the District on an IC engine. The repeat violations at this source occurred in different years, and for different causes not justifying a compliance schedule.
A45944A	691	8/24/2004	9/20/2004	8-5-303	8-5-303.2 - PRV leak > 500 ppm.	8/24/2004	This violation was corrected on the same day by removing and replacing the pressure relief valve.
A45947A	903	8/29/2004	9/20/2004	2-6-307	Ammonia flow rate excess, PC # 573.	8/29/2004	This violation was corrected on the same day by reducing the ammonia injection rate to comply with permit condition limit. The other violations at this source are related to different emissions (particulate, & NOx) from the #5 Coker CO Boiler. Of the 16 violations that occurred during the 5-year period, five of these violations were deemed to be recurring problems for which an abatement action was filed.
A45945A	134	9/1/2004	9/20/2004	8-5-303	8-5-303.2 - P/V valve leak > 580 ppm.	9/1/2004	This violation was corrected on the same day by replacing the P/V valve and adjusting the natural gas blanket system pressure.

Permit Evaluation and Statement of Basis, Renewed Permit: Site B5728 & B5729, Tesoro Refining and Marketing Company
Golden Eagle Refinery, 150 Solano Way and 1750 Marina Vista Way, Martinez, CA 94553

Violation #	Source #	Occur	Issue	Regulation	Violation Comments	Compliance Achieved	Basis for No Compliance Schedule
A45945B	134	9/1/2004	9/20/2004	8-5-306	AECS leak > 100 ppm.	9/1/2004	This violation was corrected on the same day by replacing the explosion hatch gasket and adjusting the natural gas blanket system pressure.
A45946A	950	9/9/2004	9/20/2004	8-18-301	Equipment leak > 100 ppm.	9/9/2004	This violation was corrected on the same day by replacing a flex-hose.
A46695A	806	9/12/2004	1/5/2005	8-10-501	Amended to include dates 9/15/04 through 9/18/04.	9/22/2004	This was an administrative violation, related to lack of records for monitoring during vessel depressurization.
A45948A	1001	9/14/2004	9/22/2004	8-18-301	3 open ended lines > 100 ppm.	9/14/2004	This violation was corrected on the same day by capping open lines. Repeat violations at this source were unrelated fugitive emission leaks or different regulations.
A45948B	1001	9/14/2004	9/22/2004	8-18-307	Liquid leak > 3 drops/min.	9/14/2004	This violation was corrected on the same day by tightening valve to stop liquid leak. Repeat violations at this source were unrelated fugitive emission leaks or different regulations.
A46696A		9/18/2004	1/10/2005	8-5-404	Failure to submit certification within 60 days.	10/31/2004	This was an administrative violation, related to the submittal (60-days) for compliance inspection reports for several tanks in the refinery. The tank inspection submittal schedule was corrected to meet the more stringent reporting timeline of the revised rule.
A46694A	1009	9/21/2004	1/5/2005	8-10-501	Failure to perform 3 daily inspections.	9/21/2004	This was an administrative violation, related to lack of records for monitoring during vessel depressurization.
A46693A	817	9/22/2004	1/5/2005	8-10-501	Failure to perform 3 daily inspections.	9/22/2004	This was an administrative violation, related to lack of records for monitoring during vessel depressurization.
A46692A	904	10/14/2004	1/5/2005	6-302	Opacity excess, episode ID # 04G93	10/14/2004	This violation was corrected on the same day by making manual adjustments to open air dampers on the boiler. The other violations at this source are for other emissions (particulate and ammonia), but are not related to same cause. Each violation has achieved compliance the same day.

Permit Evaluation and Statement of Basis, Renewed Permit: Site B5728 & B5729, Tesoro Refining and Marketing Company
Golden Eagle Refinery, 150 Solano Way and 1750 Marina Vista Way, Martinez, CA 94553

Violation #	Source #	Occur	Issue	Regulation	Violation Comments	Compliance Achieved	Basis for No Compliance Schedule
A46691A	1411	10/14/2004	1/5/2005	9-1-309	SO2 excess, episode ID 04G90.	10/14/2004	This violation was corrected on the same day by restarting and stabilizing unit operations, following a shutdown due to an electrical ground fault. The repeat violations were related to same regulation, and SO2 emissions. The 5 violations that occurred over the last 5 years were unrelated to each other. Each occurrence achieved compliance on the same day, and were not recurring problems at this unit.
A46754A	903	10/30/2004	11/30/2004	1-301	BAAQMD received 5 citizen complaints in response to #5 Boiler smoke on 10/30/04.	10/31/2004	This violation was corrected within two days by restarting the boiler to combust the coker flue gas. The repeat violations are related to different emissions (particulate, NOx, NH3) from the #5 Coker CO Boiler. Of the 16 violations that occurred during the 5-year period, five of these violations were deemed to be recurring problems for which an abatement action was filed.
A46751A	908	10/30/2004	11/2/2004	6-301	Episode ID = 04H51. Exceeded Reg 6-301 opacity limit (~18.75 min)	10/31/2004	This violation was corrected within two days by bringing the coker up to full rate and restarting No. 5 boiler to combust coker flue gas. The repeat violations are related to different emissions (NOx, and visible emissions) from the #8 Furnace.
A46698A		10/30/2004	3/8/2005	12-11-502.3	Failure to sample flare flow for 3 days	12/21/2004	This violation occurred on three different days, over a two-month period, and was for failing to conduct flare gas sampling at specified intervals. Sampling is a manual task, and there had previously been an attempt to maintain auto-samplers. However, facility had to abandon the auto-samplers as they were too problematic. Facility met with District over the manual sampling requirements, and was informed of their regulatory responsibility for taking flare samples in timely manner.

Permit Evaluation and Statement of Basis, Renewed Permit: Site B5728 & B5729, Tesoro Refining and Marketing Company
Golden Eagle Refinery, 150 Solano Way and 1750 Marina Vista Way, Martinez, CA 94553

Violation #	Source #	Occur	Issue	Regulation	Violation Comments	Compliance Achieved	Basis for No Compliance Schedule
A46681A	924	11/1/2004	11/23/2004	1-523.1	Episode ID 04H26 - Failure to report inop monitor next business day.	11/1/2004	This was an administrative violation for the late reporting of an in-operative parametric monitor. Though it was late, the inoperative monitor episode was reported to the District
A46700A	1401	11/1/2004	1/25/2005	9-1-307	SO2 excess on start-up. Episode 04H50.	11/11/2004	This violation was corrected on the same day by stabilizing the SRU plant. The repeat violations were related to same regulation, and SO2 emissions. The 11 violations occurred throughout the 5 year period, but were for different causes. Each occurrence achieved compliance on the same day, and were not recurring problems at this unit.
A45075A	952	11/2/2004	11/2/2004	8-18-307	Detected organic liquid leak 12 drops per 1 minute.	11/2/2004	This violation was corrected on the same day by repairing the leaking pump seal.
A46655A	Fuel-Gas	11/6/2004	3/8/2005	10	10-40CFR60.104(a)(1) - High H2S in fuel gas @ NSPS furnaces. Episode 04H64.	11/6/2004	This violation was corrected on the same day by stabilizing operations at the # 4 Gas Plant. Facility was not able to switch the NSPS furnaces over to natural gas in time to avoid this federal limit on H2S in fuel-gas. The repeat violations were related to same regulation for H2S content in fuel-gas. The 4 violations that occurred over the last 5 years were unrelated to each other. Each occurrence achieved compliance on the same day, and were not due to recurring problems.
A46690A	280	11/7/2004	1/5/2005	8-5-305	Internal Floating Roof Tand (IFRT) w/gasoline roof sunk	11/29/2004	This violation was corrected within twenty-two days by removing the tank from service permanently. The tank was later demolished.
A46657A	1401	11/21/2004	3/8/2005	9-1-307	SO2 excess ID 04H97.	11/21/2004	This violation was corrected on the same day by re-starting the acid plant, to reduce overloading at the SRU plant. The repeat violations were related to same regulation, and SO2 emissions. The 11 violations occurred throughout the 5 year period, but were for different causes. Each occurrence achieved compliance on the same day, and were not recurring problems at this unit.

Permit Evaluation and Statement of Basis, Renewed Permit: Site B5728 & B5729, Tesoro Refining and Marketing Company
Golden Eagle Refinery, 150 Solano Way and 1750 Marina Vista Way, Martinez, CA 94553

Violation #	Source #	Occur	Issue	Regulation	Violation Comments	Compliance Achieved	Basis for No Compliance Schedule
A46659A	GLM	11/23/2004	3/8/2005	1-510	SO2 deviation > 10% during accuracy test. - Chenery GLM	11/23/2004	This violation was an administrative violation, related to the maintenance of the refinery's Chenery GLM Station. The facility contractor immediately made adjustments to the GLM, to correct the SO2 monitor. Compliance was achieved the same day of discovery.
A46688A	806	12/9/2004	12/13/2004	8-18-301	Open end line > 10,000 ppm @ coke chunk valve.	12/9/2004	This violation was corrected on the same day by installing a large blind flange to manually block the leak. The other violations at this source are unrelated.
A46697A	1452	12/15/2004	1/6/2005	8-18-301	Equipment leak @ 8 groundwater wells.	12/15/2004	This violation was corrected on the same day by shutting down the 8 groundwater wells, and repairing the leaking components.
A46656A	Fuel-Gas	12/23/2004	3/8/2005	10	40-CFR60.104(a)(1) - High H2S burned in refinery fuel gas. Episode 04J60.	12/23/2004	This violation was corrected on the same day by stabilizing operations during the start-up of the # 3 HDS Unit. Facility was not able to switch the NSPS furnaces over to natural gas in time to avoid this federal limit on H2S in fuel-gas. The repeat violations were related to same regulation for H2S content in fuel-gas. The 4 violations that occurred over the last 5 years were unrelated to each other. Each occurrence achieved compliance on the same day, and were not due to recurring problems. Facility also implemented additional furnace switching procedures, as a result of this excess.
A46658A	1106	12/28/2004	3/8/2005	2-6-307	Failed Source Test # OS-861, SO2 tons/year emission rate.	12/28/2004	This violation occurred for one day, as documented by outside contractor source test, and was related to the emission rate for SO2. Facility has made changes to permit requirements, since this limit was too stringent, given that furnace was to be fired only with natural gas. Facility conducted another source test which did verify compliance, and was not able to determine a cause for this one failed test.

Permit Evaluation and Statement of Basis, Renewed Permit: Site B5728 & B5729, Tesoro Refining and Marketing Company
Golden Eagle Refinery, 150 Solano Way and 1750 Marina Vista Way, Martinez, CA 94553

Violation #	Source #	Occur	Issue	Regulation	Violation Comments	Compliance Achieved	Basis for No Compliance Schedule
A46665A	GLM	1/10/2005	4/7/2005	1-530	Episode ID #04K48 - Failure to report inop monitor following business day. - Pacheco Slough GLM	1/10/2005	This was an administrative violation for the late reporting of an in-operative ground level monitor. Though it was late, the in-operation of this GLM was reported to the District
A46654A	806	1/12/2005	3/8/2005	6-301	Opacity emission of coke particulate related to boiler tube failure.	1/12/2005	This violation represented a recurring pattern arising from inadequate control of coker flue gas emissions, and recurring boiler tube failures. The events spanned over several prior years, and included five separate events. The District initiated administrative enforcement action, which resulted in a stipulated order of abatement that, among other things, imposed increments of progress and a schedule for achieving compliance. The facility met all increments and final compliance under the abatement order was achieved in April 2008.
A46671A	903	1/12/2005	5/3/2005	6-301	Excessive visible emissions	1/30/2005	This violation represented a recurring pattern arising from inadequate control of coker flue gas emissions, and recurring boiler tube failures. The events spanned over several prior years, and included five separate events. The District initiated administrative enforcement action, which resulted in a stipulated order of abatement that, among other things, imposed increments of progress and a schedule for achieving compliance. The facility met all increments and final compliance under the abatement order was achieved in April 2008.

Permit Evaluation and Statement of Basis, Renewed Permit: Site B5728 & B5729, Tesoro Refining and Marketing Company
 Golden Eagle Refinery, 150 Solano Way and 1750 Marina Vista Way, Martinez, CA 94553

Violation #	Source #	Occur	Issue	Regulation	Violation Comments	Compliance Achieved	Basis for No Compliance Schedule
A46671B	903	1/12/2005	5/3/2005	6-302	Opacity from boiler stck, episode 04K20	1/30/2005	This violation represented a recurring pattern arising from inadequate control of coker flue gas emissions, and recurring boiler tube failures. The events spanned over several prior years, and included five separate events. The District initiated administrative enforcement action, which resulted in a stipulated order of abatement that, among other things, imposed increments of progress and a schedule for achieving compliance. The facility met all increments and final compliance under the abatement order was achieved in April 2008.
A46652A	904	1/12/2005	2/16/2005	1-301	Public nuisance related to fallout.	1/28/2005	This violation represented a recurring pattern arising from inadequate control of coker flue gas emissions, during by-pass of # 5 boiler due to recurring tube failures. The events spanned over several prior years, and included five separate events. The District initiated administrative enforcement action, which resulted in a stipulated order of abatement that, among other things, imposed increments of progress and a schedule for achieving compliance. The facility met all increments and final compliance under the abatement order was achieved in April 2008.

Permit Evaluation and Statement of Basis, Renewed Permit: Site B5728 & B5729, Tesoro Refining and Marketing Company
Golden Eagle Refinery, 150 Solano Way and 1750 Marina Vista Way, Martinez, CA 94553

Violation #	Source #	Occur	Issue	Regulation	Violation Comments	Compliance Achieved	Basis for No Compliance Schedule
A46672A	904	1/13/2005	6/21/2005	6-302	Opacity from boiler, Episode 04K24, 04K63	1/29/2005	This violation represented a recurring pattern arising from inadequate control of coker flue gas emissions, during by-pass of # 5 boiler due to recurring tube failures. The events spanned over several prior years, and included five separate events. The District initiated administrative enforcement action, which resulted in a stipulated order of abatement that, among other things, imposed increments of progress and a schedule for achieving compliance. The facility met all increments and final compliance under the abatement order was achieved in April 2008.
A46651A	B2759 19	1/13/2005	1/25/2005	8-5-322.1	No two sealing surfaces (26'); and sec. seal gap > 1/2" (6')	1/14/2005	This violation was corrected within two days by installing new sections of secondary seal tip, and additional sealing materials. This violation occurred at the Tesoro Amorco Terminal (Site # B2759).
A46668A	927	1/22/2005	5/3/2005	2-6-307	Episode ID 04K47, 04K75, 04K79 - NOx excess on catalyst regen. cycle.	2/7/2005	This violation occurred over seven different days, while the facility performed catalyst regeneration operations. The regeneration required shutdown of the SCR unit, which has only been in place since 2004. Facility was not aware that NOx emissions would be this high during regeneration periods, and has requested a permit condition exemption for future operations of this nature.
A46673A	904	1/23/2005	5/3/2005	1-522.7	Failure to report w/in 96 hours, 04K40, 04K52	1/26/2005	This was an administrative violation, related to the late reporting of two monitor excesses. Though they were late, the indicated excesses were reported to the District

Permit Evaluation and Statement of Basis, Renewed Permit: Site B5728 & B5729, Tesoro Refining and Marketing Company
 Golden Eagle Refinery, 150 Solano Way and 1750 Marina Vista Way, Martinez, CA 94553

Violation #	Source #	Occur	Issue	Regulation	Violation Comments	Compliance Achieved	Basis for No Compliance Schedule
A47554A	904	1/25/2005	6/21/2005	6-310.3	Source Test # OS-989	1/25/2005	This violation represented a recurring pattern arising from inadequate control of coker flue gas emissions, during by-pass of # 5 boiler due to recurring tube failures. The events spanned over several prior years, and included five separate events. The District initiated administrative enforcement action, which resulted in a stipulated order of abatement that, among other things, imposed increments of progress and a schedule for achieving compliance. The facility met all increments and final compliance under the abatement order was achieved in April 2008.
A47554B	904	1/25/2005	6/21/2005	6-311	Particulate emissions excess	1/25/2005	This violation represented a recurring pattern arising from inadequate control of coker flue gas emissions, during by-pass of # 5 boiler due to recurring tube failures. The events spanned over several prior years, and included five separate events. The District initiated administrative enforcement action, which resulted in a stipulated order of abatement that, among other things, imposed increments of progress and a schedule for achieving compliance. The facility met all increments and final compliance under the abatement order was achieved in April 2008.
A46497A		1/25/2005	1/27/2005	11-2-304.3	Improper RACM Disposal	1/25/2005	This violation was corrected on the same day by properly wrapping and handling of a regulated asbestos containing material, that was removed from piping insulation. Facility has met with the abatement contractor to ensure they handle material properly in the future, and are aware of regulations.

Permit Evaluation and Statement of Basis, Renewed Permit: Site B5728 & B5729, Tesoro Refining and Marketing Company
Golden Eagle Refinery, 150 Solano Way and 1750 Marina Vista Way, Martinez, CA 94553

Violation #	Source #	Occur	Issue	Regulation	Violation Comments	Compliance Achieved	Basis for No Compliance Schedule
A46497B		1/25/2005	1/27/2005	11-2-502	No Waste Shipment Records	1/25/2005	This violation was corrected on the same day by properly labeling the asbestos material, and providing correct waste manifest records. Facility has met with the abatement contractor to ensure they dispose of material properly in the future, and are aware of regulations.
A46660A	311	2/1/2005	3/23/2005	8-5-320	8-5-320.3.2 - Visible gap @ roof support guide pole gasket.	2/7/2005	This violation was corrected within six days by removing the tank from service. This tank was demolished.
A46661A	314	2/1/2005	3/23/2005	8-5-320	8-5-320.3.2 - Visible gap @ guide pole.	2/10/2005	This violation was corrected within nine days by removing the tank from service. This tank was demolished.
A46661B	314	2/1/2005	3/23/2005	8-5-322	Failed Secondary seal tip.	2/10/2005	This violation was corrected within nine days by removing the tank from service. This tank was later demolished.
A46670A		2/5/2005	5/25/2005	12-11-502.3	Failure to sample every 3 hours.	2/8/2005	This violation occurred over a four day period, and was for failing to follow administrative procedures for taking flare gas samples. Sampling is a manual task, and there were some internal communication delays to the operators. Facility has conducted training to remind operators of the regulatory responsibility for taking flare samples.
A46664A	775	3/1/2005	3/23/2005	8-5-320	8-5-320.3.2 - Visible gap @ roof support guide pole gasket.	3/9/2005	This violation was corrected within eight days by removing the tank from service. The roof support gaskets were replaced and tank was back in compliance.
A46666A	B2759 21	3/1/2005	4/14/2005	8-5-321.1	Primary seal fabric tear	3/1/2005	This violation was corrected on the same day by installing an epoxy patch over the torn fabric area on primary seal, and tank returned to service. This violation occurred at the Tesoro Amorco Terminal (Site # B2759).
A46666B	B2759 21	3/1/2005	4/14/2005	2-6-307	Title V deviation not reported within 10-days of discovery	3/1/2005	This was an administrative violation, related to the late reporting of a Title-V deviation. Though the deviation was late, it was still reported to the District. This violation occurred at the Tesoro Amorco Terminal (Site # B2759).

Permit Evaluation and Statement of Basis, Renewed Permit: Site B5728 & B5729, Tesoro Refining and Marketing Company
Golden Eagle Refinery, 150 Solano Way and 1750 Marina Vista Way, Martinez, CA 94553

Violation #	Source #	Occur	Issue	Regulation	Violation Comments	Compliance Achieved	Basis for No Compliance Schedule
A46674A	908	3/8/2005	5/3/2005	2-6-307	NOx excess on SCR S/D, episode ID# 04L40	3/8/2005	This violation was corrected on the same day by bringing the furnace SCR back online, following a shutdown of the induced draft fan. Facility found that the induced draft fan motor bearings were worn, and needed to be replaced. The repeat violations at this source are related to different emissions or causes.
A47555A	903	3/12/2005	6/30/2005	9-10-304	9-10-304.1 - (Excess ID 04L43) - NOx > 150 ppm/24 hours	3/14/2005	This violation was corrected within two days by clearing a blockage in the ammonia injection line to furnace. Facility also found a malfunctioning control valve, which contributed to the flow problem. Facility steamed out the ammonia injection lines and eventually restored proper flow, in order to reduce NOx emissions. The other violations at this source are related to different emission problems (particulate, NOx, NH3) from the #5 Coker CO Boiler. Of the 16 violations that occurred during the 5-year period, five of these violations were deemed to be recurring problems for which an abatement action was filed.
A47556A	1401	3/17/2005	6/30/2005	9-1-307	(Excess ID-04L53) - SO2 > 250 ppm/1 hour	3/17/2005	This violation was corrected on the same day by reducing the high pressure and foaming in the SRU quench tower. The repeat violations were related to same regulation, and SO2 emissions. The 11 violations occurred throughout the 5 year period, but were for different causes. Each occurrence achieved compliance on the same day, and were not recurring problems at this unit.

Permit Evaluation and Statement of Basis, Renewed Permit: Site B5728 & B5729, Tesoro Refining and Marketing Company
Golden Eagle Refinery, 150 Solano Way and 1750 Marina Vista Way, Martinez, CA 94553

Violation #	Source #	Occur	Issue	Regulation	Violation Comments	Compliance Achieved	Basis for No Compliance Schedule
A47557A	Fuel-Gas	4/4/2005	6/30/2005	10	10-40-CFR 60.104(a)(1) - Excess ID-04M01 - H2S > 160 ppm/3 hours	4/4/2005	This violation was corrected on the same day by stabilizing operations during an upset at the DEA Absorber Tower. Facility was not able to switch the NSPS furnaces over to natural gas in time to avoid this federal limit on H2S in fuel-gas. The repeat violations were related to same regulation for H2S content in fuel-gas. The 4 violations that occurred over the last 5 years were unrelated to each other. Each occurrence achieved compliance on the same day, and were not due to recurring problems. Facility had implemented a new furnace switching procedures, and there was still some confusion among the operations department regarding this.
A46669A	650	4/12/2005	5/3/2005	8-5-322.5	Secondary seal gaps > 0.06" (28" worth)	4/12/2005	This violation was corrected on the same day by adding additional stiffening plates to the secondary seal, eliminating the gaps, and tank was back in compliance.
A46667A	664	4/12/2005	4/14/2005	8-18-307	Liquid leak on tank sample station.	4/12/2005	This violation was corrected on the same day by tightening and fully closing the sample valve.
A47558A	854	6/7/2005	7/6/2005	5-301.1	Grass fire started in flare area on 2 different days	6/21/2005	This violation was corrected on each day by extinguishing the grass fire around flare. Repeat violations at this source were related to different flaring events, and for different regulations.
A48288A	GLM MET	6/7/2005	5/11/2006	1-510	Failure to maintain continuous wind data, for more than 2-weeks. GLM-Met Station	6/7/2005	This violation was an administrative violation, related to the maintenance of the refinery's GLM Meteorological Station wind data. Facility immediately made corrections to procedures and hardware, after an independent audit was performed.
A47561A	903	6/9/2005	8/24/2005	6-311	(Source Test # 05222) - Particulate > 40 lbs/hr (86.1 lbs/hr)	6/10/2005	This violation was for one day of high particulate loading emissions at the boiler, as documented by a stack source test. Facility could not find any operational problems to explain this occurrence, and subsequent testing showed the boiler to be in compliance.

Permit Evaluation and Statement of Basis, Renewed Permit: Site B5728 & B5729, Tesoro Refining and Marketing Company
Golden Eagle Refinery, 150 Solano Way and 1750 Marina Vista Way, Martinez, CA 94553

Violation #	Source #	Occur	Issue	Regulation	Violation Comments	Compliance Achieved	Basis for No Compliance Schedule
A47568A	851	6/10/2005	11/17/2005	8-18-306	8-18-306.4 - Major leak, om valve, not repaired within 45 days of discovery.	8/8/2005	This violation was for a fugitive emission leak, that was not tested within the required time period. Facility tested the valve late and found mass emission would not allow it to be deferred for later repair. Facility took the component out of service and made repair, to stop leak, and achieve compliance.
A48276A	901	7/12/2005	1/4/2006	2-6-307	(04P29) ammonia injection > 1800 lbs/rolling 24-hrs	7/12/2005	This violation was corrected on the same day by reducing the ammonia injection rate to comply with permit condition limit.
A47564A	851	7/15/2005	9/8/2005	9-2-301	(Excess ID 04N80) - H2S > 60 ppb/3-min.	7/15/2005	This violation was corrected on the same day by isolating and shutting down a pump, which had blown a seal leaking sour water. The pump was repaired, and the H2S emissions cleared the same day after repairs were completed.
A47569A	279	8/4/2005	11/17/2005	8-5-320	8-5-320.3.2 - Tesoro discovered column seal gaps during inspection.	8/5/2005	This violation was corrected within two days by removing the tank from service for seal repairs.
A48276B	901	8/4/2005	1/4/2006	1-523.3	Amended to include 1-523.3 for late reporting.	8/4/2005	This was an administrative violation, related to the late reporting of a parametric monitor excess. Though it was late, the indicated excess was reported to the District
A47560A	1484	8/18/2005	8/19/2005	2-6-307	Oil-water separator not vapor tight (leak > 500 ppm) = 3800 ppm	8/18/2005	This violation was corrected on the same day by installing a new rupture disc on the pressure vent line of this vessel.
A47562A	313	8/23/2005	8/31/2005	8-5-320.3	8-5-320.3.2 - visible gap around I-beam support	8/23/2005	This violation was corrected the same day by adding additional sealing material around the I-beam.
A47563A	694	8/24/2005	8/31/2005	8-5-322.5	Gap on secondary seal > 0.06" (2 inches of circum.)	8/24/2005	This violation was corrected on the same day by adding additional stiffening plates to the secondary seal, eliminating the gaps, and tank was back in compliance.

Permit Evaluation and Statement of Basis, Renewed Permit: Site B5728 & B5729, Tesoro Refining and Marketing Company
Golden Eagle Refinery, 150 Solano Way and 1750 Marina Vista Way, Martinez, CA 94553

Violation #	Source #	Occur	Issue	Regulation	Violation Comments	Compliance Achieved	Basis for No Compliance Schedule
A48277A	854	8/24/2005	1/4/2006	12-12-405	No flaring notification	8/24/2005	This violation was for an administrative requirement to notify of flare activity above specified threshold. Facility submitted flare information at a later date, but was still considered late. Facility has revised notification procedures, and trained operations staff responsible for flare monitoring.
A48277B	854	8/24/2005	1/4/2006	12-12-406	No report of cause within 60-days.	8/24/2005	This violation was for an administrative requirement to conduct and submit a report on cause of flaring event. Facility has revised internal tracking procedures, and re-trained operations staff, to prevent future recurrence of this type.
A47575A	1106	8/26/2005	12/5/2005	2-6-307	(Excess ID 04P66) NOx > 10 ppm/3-hours	8/26/2005	This violation was corrected the same day by completing the shutdown of the furnace and emissions stopped. This violation was deemed partly administrative, since the permit had not included a shutdown provision when the SCR is not online. A permit modification was made, and there was no legal/penalty action taken for this violation.
A47565A	1416	9/1/2005	9/9/2005	8-5-303	8-5-303.2 - Emergency varec hatch & P/V valve not gas-tight	9/1/2005	This violation was corrected on the same day by replacing the P/V valve and installing new hatch gasket.
A47573A	953	10/21/2005	11/22/2005	9-8-301	9-8-301.3 - ST# 06074; CO > 2,000 ppm @ 15% O2 (2,310 ppm)	10/21/2005	This violation was corrected on the same day by shutting down the engine for repairs. This violation was related to a failed source test, performed by the District on an IC engine. The repeat violations at this source occurred in different years, and for different causes not justifying a compliance schedule.

Permit Evaluation and Statement of Basis, Renewed Permit: Site B5728 & B5729, Tesoro Refining and Marketing Company
Golden Eagle Refinery, 150 Solano Way and 1750 Marina Vista Way, Martinez, CA 94553

Violation #	Source #	Occur	Issue	Regulation	Violation Comments	Compliance Achieved	Basis for No Compliance Schedule
A48282A	854	10/27/2005	3/24/2006	12-11-502.3	12-11-502.3.1 - No initial sample taken during flare event.	10/27/2005	This violation occurred on one day, and was for failing to follow administrative procedures for taking flare gas samples. This is a manual sampling task, and operators were busy handling other duties during a power outage at this time. Facility has reminded operators of the regulatory responsibility for sampling.
A48279A	917	11/29/2005	2/6/2006	9-10-305	(Source Test # 0S-1291) - CO > 400 ppm @ 3% O2	11/29/2005	This violation was corrected on the same day by making adjustments to furnace for better combustion. Facility had experienced some erratic operations at the #1 HDS unit, during the period of this source test, which impacted burner combustion at furnace.
A48278A	854	12/3/2005	1/20/2006	12-11-502.3	12-11-502.3.1 - Flare sample taken 1 hour late.	12/3/2005	This violation occurred on one day, and was for failing to follow administrative procedures for taking flare gas samples. This is a manual sampling task, and there were some internal communication delays to the operators. Facility has conducted training to remind operators of the regulatory responsibility for taking flare samples.
A48284A	901	12/5/2005	4/11/2006	6-311	(Source test # 0S-1366) - particulate > 40 lbs/hr.	12/5/2005	This violation was for one day of high particulate loading emissions at the boiler, as documented by a stack source test. Facility could not find any operational problems to explain this occurrence, and subsequent testing showed the boiler to be in compliance. Facility believed that there were some problems with the testing procedures, based upon discussions with the test contractor.
A48285A	GLM	12/15/2005	4/11/2006	9-2-301	(Excess ID 04R68) - H2S > 60 ppb/3-minutes - Waterfront GLM	12/15/2005	This violation was corrected on the same day and was related to dredging operations in a canal near the GLM monitor. The H2S violation cleared the same day after operations ceased.

Permit Evaluation and Statement of Basis, Renewed Permit: Site B5728 & B5729, Tesoro Refining and Marketing Company
Golden Eagle Refinery, 150 Solano Way and 1750 Marina Vista Way, Martinez, CA 94553

Violation #	Source #	Occur	Issue	Regulation	Violation Comments	Compliance Achieved	Basis for No Compliance Schedule
A48701A	804	12/31/2005	8/9/2006	8-18-401	8-18-401.2 - PRDs on blowdown systems not inspected per method-21 quarterly	12/31/2005	This violation was administrative for fugitive emission monitoring, and related to improperly inspecting PRDs on blowdown systems. The District and Facility agreed to an Enforcement Agreement whereby all blowdown systems would be eliminated, and related PRDs would be sent to control devices.
A48701B	804	12/31/2005	8/9/2006	8-18-401.3	8-18-401.3 - PRDs on blowdown systems not inspected per method-21 Annual	12/31/2005	This violation was administrative for fugitive emission monitoring, and related to improperly inspecting PRDs on blowdown systems. The District and Facility agreed to an Enforcement Agreement whereby all blowdown systems would be eliminated, and related PRDs would be sent to control devices.
A48290A	944	1/11/2006	5/12/2006	12-12-405	Failed to notify of flaring > 500,000 SCF/day	2/8/2006	This violation was for an administrative requirement to notify of flare activity above specified threshold. Facility submitted flare information at a later date, but was still considered late. Facility has trained operations staff on proper requirements for making notifications.
A48286A	1401	1/25/2006	4/11/2006	9-1-307	(Excess ID # 04S52) - SO2 > 250 ppm/1-hour	1/25/2006	This violation was corrected on the day of discovery by re-starting the SCOT booster blower, which had shutdown for two hours. The repeat violations were related to same regulation, and SO2 emissions. The 11 violations occurred throughout the 5 year period, but were for different causes. Each occurrence achieved compliance on the same day, and were not recurring problems at this unit.
A48281A	1009	2/23/2006	2/23/2006	8-18-301	Open end line leaking > 100 ppm (hose off V-61 - 3500 ppm)	2/23/2006	This violation was corrected on the same day by closing off an open valve on vessel.

Permit Evaluation and Statement of Basis, Renewed Permit: Site B5728 & B5729, Tesoro Refining and Marketing Company
Golden Eagle Refinery, 150 Solano Way and 1750 Marina Vista Way, Martinez, CA 94553

Violation #	Source #	Occur	Issue	Regulation	Violation Comments	Compliance Achieved	Basis for No Compliance Schedule
A48294A	32105	2/28/2006	6/19/2006	8-8-313	8-8-313.2 - Missed first two bi-monthly inspections	4/30/2006	This violation was an administrative violation, related to the self-inspection of process drains, under new regulatory requirements. Facility immediately added the process drains to the fugitive emission database, for all future inspections.
A48292A	904	4/6/2006	6/14/2006	2-6-307	(OS-1445) Ammonia emissions > 20 ppm {172 ppm - 04T84}	4/6/2006	This violation was corrected on the same day by reducing the ammonia injection rate to comply with permit condition limit. The other violations at this source are related to particulate emissions from the #6 Boiler. This was one of four violations for excess ammonia at the stack, measured during a source test. These violations occurred over a three year period, and each achieved compliance the same day.
A48293A		4/24/2006	6/19/2006	1-523.1	(ID-04T97) Inoperable monitor reported late. - 24-inch flare line	4/24/2006	This was an administrative violation, related to the late reporting of an in-operative parametric monitor. Though it was late, the inoperative monitor episode was reported to the District
A48287A	973	4/27/2006	4/27/2006	8-18-301	Open-end vent leaking > 100 ppm (50,000 ppm +)	4/27/2006	This violation was corrected on the same day by sealing off the open vent.
A48295A	944	4/30/2006	6/27/2006	12-11-502.3	12-11-502.3.1 - Flare sample taken late on two different events.	6/16/2006	This violation occurred on two separate days, and was for failing to take flare gas sample within prescribed time period. The sampling is a manual task, and there were unit upsets in the plant that delayed operators in this sampling task. Facility has continued to remind operators of the regulatory responsibility for taking flare samples on time.
A48289A	913	5/3/2006	5/11/2006	8-18-401	8-18-401.2: ~50 valves not identified	5/5/2006	This violation was administrative for fugitive emission monitoring, related to not inspecting new valves installed on furnace during recent turnaround. Discovered during a District inspection, the facility immediately achieved compliance by tagging valves, and including them in database for future inspection and monitoring.

Permit Evaluation and Statement of Basis, Renewed Permit: Site B5728 & B5729, Tesoro Refining and Marketing Company
Golden Eagle Refinery, 150 Solano Way and 1750 Marina Vista Way, Martinez, CA 94553

Violation #	Source #	Occur	Issue	Regulation	Violation Comments	Compliance Achieved	Basis for No Compliance Schedule
A48289B	913	5/3/2006	5/11/2006	8-18-402.1	Failure to identify components for monitoring. 2 trailing days of violation added for 8-18-402.1	5/5/2006	This violation was administrative for fugitive emission monitoring, related to not identifying new valves installed on furnace during turnaround. Discovered during a District inspection, the facility immediately achieved compliance by tagging valves, and including them in database for future inspection and monitoring.
A48291A	954	5/5/2006	6/7/2006	9-8-301	9-8-301.3 - (Source Test # 06179) CO > 2,000 ppm {3,212}	5/5/2006	This violation was corrected on the same day by shutting down the engine for repairs. This violation was related to a failed source test, performed by the District on an IC engine. The repeat violations at this source occurred in different years, and for different causes not justifying a compliance schedule.
A48298A	901	5/25/2006	7/27/2006	6-302	(Excess ID-94V03) - opacity > 20% / 3-minutes	5/25/2006	This violation was corrected on the same day by stabilizing the unit following a power outage, and required the unit to be re-started. Facility accidentally cut power to unit during other construction activities in the refinery. Power was restored to this unit, and excess emissions from boiler stopped the same day.
A47616A	1012	5/25/2006	6/19/2006	6-301	Visible emissions from flare	5/25/2006	This violation was corrected on the same day by stabilizing the ARU process and excessive flare emissions stopped.
A48299A	1401	5/25/2006	7/27/2006	9-1-307	(Excess ID-04V05) - SO2 > 250 ppm / 1-hour	5/25/2006	This violation was corrected on the same day by restoring DEA stripping following a power outage. The repeat violations were related to same regulation, and SO2 emissions. The 11 violations occurred throughout the 5 year period, but were for different causes. Each occurrence achieved compliance on the same day, and were not recurring problems at this unit.

Permit Evaluation and Statement of Basis, Renewed Permit: Site B5728 & B5729, Tesoro Refining and Marketing Company
Golden Eagle Refinery, 150 Solano Way and 1750 Marina Vista Way, Martinez, CA 94553

Violation #	Source #	Occur	Issue	Regulation	Violation Comments	Compliance Achieved	Basis for No Compliance Schedule
A48705A	904	6/27/2006	11/3/2006	2-6-307	(OS-1575) - Ammonia > 20 ppm # 3% O2	6/27/2006	This violation was corrected on the same day by reducing the ammonia injection rate to comply with permit condition limit. The other violations at this source are related to particulate emissions from the #6 Boiler. This was one of four violations for excess ammonia at the stack, measured during a source test. These violations occurred over a three year period, and each achieved compliance the same day.
A48300A	819	8/3/2006	8/3/2006	8-8-302.3	21 leaks found > 500 ppm	8/3/2006	This violation was corrected on the same day by replacing missing bolts on covers, and re-sealing gaskets. The repeat violations were related to excessive fugitive VOC emissions, occurred over 12 months apart, and achieved compliance the same day.
A48702B	137	9/20/2006	9/20/2006	8-18-301	PCV Diaphragm weep hole > 100 ppm	9/20/2006	This violation was corrected on the same day by replacing the control valve diaphragm.
A48702A	137	9/20/2006	9/20/2006	8-5-303	8-5-303.2 - P/V valve leaking > 500 ppm	9/20/2006	This violation was corrected on the same day by replacing the P/V valve.
A48703A	532	9/20/2006	9/20/2006	8-5-303	8-5-303.2 - P/V valve leaking > 500 ppm	9/20/2006	This violation was corrected on the same day by removing and replacing the pressure relief valve.
A48703B	532	9/20/2006	9/20/2006	8-5-306	Hatch leaking > 100 ppm	9/20/2006	This violation was corrected on the same day by cleaning sealing surface, and installing a new gasket.
A48704A	1491	9/20/2006	9/28/2006	2-1-307	Tank vapor line not connected/no monitoring records on carbon	9/20/2006	This violation was corrected on the same day by re-connecting the vapor line venting tank to a control device. Facility contractor began recording the monitoring readings in a log.
A48709A	831	11/3/2006	2/28/2007	9-2-301	9-2-301 - Excess 10#04 x 50/#04x50) - H2S > 60ppb/3-min	11/6/2006	This violation occurred on two different days, relating to tulle removal operations at the pond. The H2S violation cleared each day after operations ceased.

Permit Evaluation and Statement of Basis, Renewed Permit: Site B5728 & B5729, Tesoro Refining and Marketing Company
Golden Eagle Refinery, 150 Solano Way and 1750 Marina Vista Way, Martinez, CA 94553

Violation #	Source #	Occur	Issue	Regulation	Violation Comments	Compliance Achieved	Basis for No Compliance Schedule
A48707A	953	12/1/2006	1/17/2007	9-8-301	9-8-301.3 ST#07101 - CO > 2000ppm@ 15% O2 (2,555ppm)	12/1/2006	This violation was corrected on the same day by shutting down the engine for repairs. This violation was related to a failed source test, performed by the District on an IC engine. The repeat violations at this source occurred in different years, and for different causes not justifying a compliance schedule.
A48714A	710	12/31/2006	4/24/2007	8-5-401	Tank 710 no second inspection/ tank 706 inspections < 4 months apart	12/31/2006	This violation was administrative for missing one tank inspection, and one inspection done outside of required time interval.
A48710A	GLM	1/13/2007	3/13/2007	9-2-301	(Excess ID-04Y55) H2S > 60 ppb/3-min - Waterfront GLM	1/13/2007	This violation was corrected on the same day and was likely related to ongoing unit shutdowns and maintenance activities in the refinery. The H2S violation cleared the same day after winds shifted.
A48715A	GLM	1/23/2007	5/9/2007	1-510	GLM accuracy > 15% deviation for H2S (28.6% high) - Waterfront GLM	1/23/2007	This violation was an administrative violation, related to the maintenance of the refinery's Waterfront Road GLM Station. The facility contractor immediately made adjustments to the GLM, to correct the H2S monitoring, which had been reading too high. Compliance was achieved the same day of discovery.
A48712A	1007	2/6/2007	3/22/2007	8-18-303	8-18-303.3 - Compressor leak > 500 ppm	3/20/2007	This violation was corrected within two days by re-routing compressor seal emissions back into the unit. Repeat violations at this source were unrelated fugitive emission leaks and different regulations.
A48712B	1007	2/6/2007	3/22/2007	8-18-306	8-18-306.1 - Leak not repaired during shutdown	3/20/2007	This violation was corrected within two days by re-routing compressor seal emissions back into the unit. Repeat violations at this source were unrelated fugitive emission leaks and different regulations.

Permit Evaluation and Statement of Basis, Renewed Permit: Site B5728 & B5729, Tesoro Refining and Marketing Company
Golden Eagle Refinery, 150 Solano Way and 1750 Marina Vista Way, Martinez, CA 94553

Violation #	Source #	Occur	Issue	Regulation	Violation Comments	Compliance Achieved	Basis for No Compliance Schedule
A48724A	904	3/15/2007	8/27/2007	6-302	(Excess ID-04Z54) - Opacity > 20% /3 minutes	3/15/2007	This violation was corrected on the same day by shutting down the boiler, following a steam generating tube rupture. Boiler was shutdown for repairs to tubes. The other violations at this source are for other emissions (particulate and ammonia), but are not related to same cause. Each violation has achieved compliance the same day.
A48723A	944	3/18/2007	7/23/2007	12-12-405	No flaring notification	5/31/2007	This violation was for an administrative requirement to notify of flare activity above specified threshold. Facility submitted flare information at a later date, but was still considered late. Facility has revised notification procedures, and trained operations staff responsible for flare monitoring.
A48723B	944	3/18/2007	7/23/2007	12-12-406	Causal reports not submitted in 60-days	5/31/2007	This violation was for an administrative requirement to conduct and submit a report on cause of flaring event. Facility has revised internal tracking procedures, and re-trained operations staff, to prevent future recurrence of this type.
A48711A	1007	3/19/2007	3/22/2007	8-18-301	Open-ended line leaking > 100 ppm (300 ppm)	3/19/2007	This violation was corrected on the same day by capping the open line. Repeat violations at this source were unrelated fugitive emission leaks and different regulations.
A48725A	831	3/30/2007	8/27/2007	9-2-301	(Excess ID-04Z71) - H2S > 60 ppb/3 minutes (> 72 ppb)	3/30/2007	This violation was corrected on the same day and was related to second phase of tule removal operations at the pond. The H2S violation cleared the same day after operations ceased.
A48718A	637	4/27/2007	6/5/2007	8-5-322.5	10 gaps in secondary seal > 0.06 inch (16-feet total)	4/27/2007	This violation was corrected on the same day by adding additional stiffening plates to the secondary seal, eliminating the gaps, and tank was back in compliance.
A48717A	1485	5/16/2007	5/16/2007	2-6-307	Slotted gauge well missing a float	5/16/2007	This violation was corrected on the same day by installing a missing float in the gauge well of this tank. This float sealed the slotted well and achieved compliance.

Permit Evaluation and Statement of Basis, Renewed Permit: Site B5728 & B5729, Tesoro Refining and Marketing Company
 Golden Eagle Refinery, 150 Solano Way and 1750 Marina Vista Way, Martinez, CA 94553

Violation #	Source #	Occur	Issue	Regulation	Violation Comments	Compliance Achieved	Basis for No Compliance Schedule
A49250A	954	5/24/2007	8/30/2007	9-8-301	9-8-301.3 - (Source Test #07215) - CO > 2000 ppm (3,229 ppm)	5/24/2007	This violation was corrected on the same day by shutting down the engine for repairs. This violation was related to a failed source test, performed by the District on an IC engine. The repeat violations at this source occurred in different years, and for different causes not justifying a compliance schedule.
A48722A	903	5/29/2007	7/16/2007	6-311	(Source Test #05-1936) - tsp emissions > 40 lbs/hr (67.5 lbs)	5/29/2007	This violation represented a recurring pattern arising from inadequate control of particulate emissions, and related to operation of an ESP on this boiler. This was one of five such violations, occurring within a six-month period in 2007. The District had already imposed a stipulated order of abatement, which included the shutdown of this boiler, as one of the increments of progress. The facility met all increments and this boiler was shutdown in March 2008. Prior to shutdown, facility had made some repairs and improvements to the ESP operation.
A49426A	1106	6/13/2007	9/19/2007	2-6-307	Excess (ID-05A71) - NOx > 10 ppm/3-hrs	6/13/2007	This violation was corrected the same day by re-starting the ammonia injection system, after the system tripped offline. Facility found the air conditioning had failed in the DCS monitor control shelter, causing the system to trip. Facility repaired the air conditioning system, and the furnace was back in compliance the same day.
A48720A	1001	6/19/2007	6/20/2007	8-18-301	Open-ended sample line leak > 100 ppm (2,000 ppm)	6/19/2007	This violation was corrected on the same day by capping the sample line. Repeat violations at this source were unrelated fugitive emission leaks or different regulations.

Permit Evaluation and Statement of Basis, Renewed Permit: Site B5728 & B5729, Tesoro Refining and Marketing Company
Golden Eagle Refinery, 150 Solano Way and 1750 Marina Vista Way, Martinez, CA 94553

Violation #	Source #	Occur	Issue	Regulation	Violation Comments	Compliance Achieved	Basis for No Compliance Schedule
A49427A	901	6/25/2007	9/20/2007	2-1-307	(Excess ID-05A89) - CO > 500 ppm/1-hr (consent decree)	6/25/2007	This violation was corrected on the same day by stabilizing the unit following a drop in oxygen levels in Regenerator. Facility took the FCCU mini blower out of service for maintenance, which impacted the oxygen levels in the unit's regenerator, and resulted in high CO emissions. The other violations for this same emission limit were unrelated, and for different causes.
A49447A	819	7/2/2007	5/29/2008	8-8-302.3	8-8-302.3 Leaks>500 ppm on separator.	3/21/2008	This violation was cancelled due to the facility exemption, while performing self-inspections, and having an allowed repair period.
A48721A	1416	7/10/2007	7/12/2007	8-5-306	8-5-306.2 - Tank not gas tight, two emergency relief hatches leaking > 500 ppm	7/10/2007	This violation was corrected on the same day by cleaning the sealing surfaces and adjusting the vacuum on the vapor recovery system.
A49428B	903	7/24/2007	10/10/2007	2-6-307	Title V deviation not reported within 10-days of discovery	7/24/2007	This was an administrative violation, related to the late reporting of a Title-V deviation. Though the deviation was late, the source test results were reported to the District.
A49428A	903	7/24/2007	10/10/2007	6-311	(Source Test # 05-2063) TSP > 40 lbs/hr	7/24/2007	This violation represented a recurring pattern arising from inadequate control of particulate emissions, and related to operation of an ESP on this boiler. This was one of five such violations, occurring within a six-month period in 2007. The District had already imposed a stipulated order of abatement, which included the shutdown of this boiler, as one of the increments of progress. The facility met all increments and this boiler was shutdown in March 2008. Prior to shutdown, facility had made some repairs and improvements to the ESP operation.
A49436A	950	8/7/2007	12/3/2007	1-522.4	ID#'s {05B47, 05B83, 05B84} Late reporting of in-operative monitors	8/27/2007	This was an administrative violation, related to the late reporting of three in-operative monitor. Though they were late, the inoperative monitor episodes were reported to the District

Permit Evaluation and Statement of Basis, Renewed Permit: Site B5728 & B5729, Tesoro Refining and Marketing Company
Golden Eagle Refinery, 150 Solano Way and 1750 Marina Vista Way, Martinez, CA 94553

Violation #	Source #	Occur	Issue	Regulation	Violation Comments	Compliance Achieved	Basis for No Compliance Schedule
A49429B	903	8/20/2007	10/15/2007	2-6-307	Title V deviation not reported within 10-days of discovery	8/20/2007	This was an administrative violation, related to the late reporting of a Title-V deviation. Though the deviation was late, the source test results were reported to the District.
A49429A	903	8/20/2007	10/15/2007	6-311	(Source test # 05-2074) - tsp > 40 lbs/wk	8/20/2007	This violation represented a recurring pattern arising from inadequate control of particulate emissions, and related to operation of an ESP on this boiler. This was one of five such violations, occurring within a six-month period in 2007. The District had already imposed a stipulated order of abatement, which included the shutdown of this boiler, as one of the increments of progress. The facility met all increments and this boiler was shutdown in March 2008. Prior to shutdown, facility had made some repairs and improvements to the ESP operation.
A49434A	901	9/14/2007	11/14/2007	2-1-307	(Excess ID-05C06) - CO >500ppm/1-hr (consent decree)	9/14/2007	This violation was corrected on the same day by stabilizing the boiler operations following a problem with pump switching. Facility was switching pumps that provide demineralized water to the boiler, and the boiler experience upset when back-up pump could not meet water demand. Facility restored the boiler water pumps back to normal flow. The other violations for this same emission limit were unrelated, and for different causes.

Permit Evaluation and Statement of Basis, Renewed Permit: Site B5728 & B5729, Tesoro Refining and Marketing Company
 Golden Eagle Refinery, 150 Solano Way and 1750 Marina Vista Way, Martinez, CA 94553

Violation #	Source #	Occur	Issue	Regulation	Violation Comments	Compliance Achieved	Basis for No Compliance Schedule
A49437A	903	9/17/2007	12/11/2007	6-311	Source Test (ID# 05-2096) - TSP > 40 lbs./hr. {62.8 lbs./hr.}	9/17/2007	This violation represented a recurring pattern arising from inadequate control of particulate emissions, and related to operation of an ESP on this boiler. This was one of five such violations, occurring within a six-month period in 2007. The District had already imposed a stipulated order of abatement, which included the shutdown of this boiler, as one of the increments of progress. The facility met all increments and this boiler was shutdown in March 2008. Prior to shutdown, facility had made some repairs and improvements to the ESP operation.
A49438A	904	9/18/2007	12/11/2007	2-6-307	Source Test (ID# 05-2097) - ammonia > 20 ppm {49.94 ppm}	9/18/2007	This violation was corrected on the same day by reducing the ammonia injection rate to comply with permit condition limit. The other violations at this source are related to particulate emissions from the #6 Boiler. This was one of four violations for excess ammonia at the stack, measured during a source test. These violations occurred over a three year period, and each achieved compliance the same day.
A49439B	819	10/24/2007	1/8/2008	1-523.3	Late parametric report	10/24/2007	This was an administrative violation, related to the late reporting of a parametric monitor excess. Though it was late, the indicated excess was reported to the District
A49439A	819	10/24/2007	1/8/2008	2-6-307	(Excess ID - 05C70) - hydrocarbon > 10ppm/1 hr	10/24/2007	This violation was corrected on the same day by reducing the VOC loading to the API Unit, which had overwhelmed the control device. The other violations at this source were related to excessive fugitive VOC emissions, occurred over 12 months apart, and achieved compliance the same day.

Permit Evaluation and Statement of Basis, Renewed Permit: Site B5728 & B5729, Tesoro Refining and Marketing Company
Golden Eagle Refinery, 150 Solano Way and 1750 Marina Vista Way, Martinez, CA 94553

Violation #	Source #	Occur	Issue	Regulation	Violation Comments	Compliance Achieved	Basis for No Compliance Schedule
A49440A	GLM	10/28/2007	1/29/2008	9-2-301	(Excess ID-05C50) - H2S > 60ppb/3-min. {-78ppb} - Waterfront GLM	10/28/2007	This violation was corrected on the same day and the exact source could not be determined. However, winds were from the refinery at the time of GLM excess. The H2S violation cleared the same day after winds shifted.
A49435A	819	11/8/2007	11/14/2007	8-8-302.3	8 leaks >500ppm on separator	11/8/2007	This violation was corrected on the same day by replacing missing bolts on covers, and re-sealing gaskets. The repeat violations were related to excessive fugitive VOC emissions, occurred over 12 months apart, and achieved compliance the same day.
A49435B	819	11/8/2007	11/14/2007	8-8-308	Junction box missing part of gasket	11/8/2007	This violation was corrected on the same day by replacing a worn gasket with a new gasket. The Junction box was back in compliance on same day.
A49442A	1411	12/6/2007	3/19/2008	9-1-309	(Excess ID-05D040) SO2 > 300 ppm/1-hr {366 ppm}	12/6/2007	This violation was corrected on the same day by stabilizing unit operations following a unit start-up, where feed was introduced too quickly and overwhelmed unit. The repeat violations were related to same regulation, and SO2 emissions. The 5 violations that occurred over the last 5 years were unrelated to each other. Each occurrence achieved compliance on the same day, and were not recurring problems at this unit.
A49444A	279	12/8/2007	4/7/2008	8-5-305.5	(RCA #05D09) - internal floating roof sunk: 12/07/07-12/28/07	12/28/2007	This violation was corrected within twenty days by removing the tank from service permanently. The tank was demolished.

Permit Evaluation and Statement of Basis, Renewed Permit: Site B5728 & B5729, Tesoro Refining and Marketing Company
 Golden Eagle Refinery, 150 Solano Way and 1750 Marina Vista Way, Martinez, CA 94553

Violation #	Source #	Occur	Issue	Regulation	Violation Comments	Compliance Achieved	Basis for No Compliance Schedule
A49441A	903	12/10/2007	2/25/2008	6-311	Source test (ID #0S-2233) - TSP > 40lb/hr {57.3 lb/hr}	12/10/2007	This violation represented a recurring pattern arising from inadequate control of particulate emissions, and related to operation of an ESP on this boiler. This was one of five such violations, occurring within a six-month period in 2007. The District had already imposed a stipulated order of abatement, which included the shutdown of this boiler, as one of the increments of progress. The facility met all increments and this boiler was shutdown in March 2008. Prior to shutdown, facility had made some repairs and improvements to the ESP operation.
A49446A	973	1/25/2008	4/24/2008	2-6-307	(Excess ID-05D83) - NOx > 40ppm/8-hours	1/25/2008	This violation was corrected on the same day by bringing the SCR back online, after a brief shutdown to perform inspection and maintenance on unit. Facility had elected to perform an inspection and maintenance of ID fan, which required shutting down the SCR control device, and resulted in a NOx excess. Facility has revised procedures for future maintenance operations of this type.
A49443A	908	2/8/2008	3/27/2008	2-6-307	(Excess ID-05E16) - NOx >10ppm/3/hrs. {12.1ppm}	2/8/2008	This violation was corrected on the same day by repairing a filter leak on the ammonia injection system. The leaking filter prevented enough ammonia from reaching the SCR unit, and was not enough to abate NOx emissions. Facility made repairs immediately, and compliance was achieved same day. The repeat violations at this source are related to different emissions or causes.

Permit Evaluation and Statement of Basis, Renewed Permit: Site B5728 & B5729, Tesoro Refining and Marketing Company
Golden Eagle Refinery, 150 Solano Way and 1750 Marina Vista Way, Martinez, CA 94553

Violation #	Source #	Occur	Issue	Regulation	Violation Comments	Compliance Achieved	Basis for No Compliance Schedule
A49448A	944	3/2/2008	7/31/2008	12-12-405	flare gas >500KSCFD =no notification on 3/2;3/22 =no event clearance on 4/23;4/25;4/27;4/28;5/9;5/21	5/21/2008	This violation was for an administrative requirement to notify of flare activity above specified threshold. Facility submitted flare information at a later date, but was still considered late, for compliance. Facility also found some problems with flow monitors, made corrections, and re-trained operations staff on proper monitoring for flare gas flows.
A49445A	934	3/4/2008	4/23/2008	2-6-307	(Excess ID-05E60) - NOx > 60 ppm/8-hours avg.	3/4/2008	This violation was corrected on the same day by completing the unit startup. For this violation, the start-up period was exceeded. This was following an unscheduled unit shutdown, to repair a compressor motor.
A50034A	1005	3/9/2008	11/18/2008	2-6-307	2-6-307. No annual source test performed on CO2 vents #1/#2.	3/30/2008	This violation was for an administrative requirement to conduct source testing on hydrogen plant vents. Facility had failed to conduct the required annual test, and immediately corrected procedures to properly schedule future source testing. A complying test was performed in December 2008.
A49447B	819	3/21/2008	5/29/2008	2-6-307	2-6-307 Title-V Deviation not reported.	3/21/2008	This violation was cancelled due to the facility exemption, while performing self-inspections, and having an allowed repair period. No deviation report was required.
A50026A	1401	4/15/2008	9/10/2008	9-1-307	(Excess 10 - 05F19) - SO2 > 250 ppm/1-hour	4/15/2008	This violation was corrected on the same day by stabilizing the SRU operations, following unit maintenance and start-up. The repeat violations were related to same regulation, and SO2 emissions. The 11 violations occurred throughout the 5 year period, but were for different causes. Each occurrence achieved compliance on the same day, and were not recurring problems at this unit.

Permit Evaluation and Statement of Basis, Renewed Permit: Site B5728 & B5729, Tesoro Refining and Marketing Company
Golden Eagle Refinery, 150 Solano Way and 1750 Marina Vista Way, Martinez, CA 94553

Violation #	Source #	Occur	Issue	Regulation	Violation Comments	Compliance Achieved	Basis for No Compliance Schedule
A49449A	944	4/28/2008	7/31/2008	12-11-502.3.1	Missing two flare gas samples during flaring event	4/28/2008	This violation occurred on one day, and was for failing to properly analyze flare gas samples. This sampling is a manual task, and operators apparently had taken the sample. However, the lab never completed the analysis of the samples that day. Facility has retrained supervisory staff who oversee the flare sampling program.
A49450A	1013	5/30/2008	7/31/2008	12-12-406	SO2 > 500lbs on 3/16-3/17. No causal report submitted.	5/30/2008	This was an administrative violation, related to the facility failing to submit a causal report, for a flare event with SO2 emissions greater than 500 pounds. Facility began an investigation if these emissions were based upon actual flows, or on an engineering calculation, since this event occurred during the unit shutdown.
A50028A	904	7/8/2008	9/10/2008	1-522.4	(episode ID-05G65) - Late reporting of in-op monitor	7/8/2008	This was an administrative violation, related to the late reporting of an in-operative monitor. Though it was late, the inoperative monitor episode was reported to the District
A50029A	1401	7/13/2008	9/15/2008	9-1-307	(Excess ID-05G87)-SO2>250ppm/1-hr	7/13/2008	This violation was corrected on the same day by increasing the amount of DEA circulation, in the amine treating unit. The repeat violations were related to same regulation, and SO2 emissions. The 11 violations occurred throughout the 5 year period, but were for different causes. Each occurrence achieved compliance on the same day, and were not recurring problems at this unit.

Permit Evaluation and Statement of Basis, Renewed Permit: Site B5728 & B5729, Tesoro Refining and Marketing Company
Golden Eagle Refinery, 150 Solano Way and 1750 Marina Vista Way, Martinez, CA 94553

Violation #	Source #	Occur	Issue	Regulation	Violation Comments	Compliance Achieved	Basis for No Compliance Schedule
A50035A	1512	8/18/2008	1/15/2009	2-6-307	(Excess ID - 05H50) - CO > 50 ppm / 3-hour average.	8/19/2008	This violation was corrected on the same day by making proper adjustments to the air registers, to maintain the oxygen at the nominal level for CO control. Facility is still learning how to properly operate this new unit in the refinery, and keep it adjusted to minimize emissions. The repeat violations were also related to same regulation for CO emission. The 3 violations have occurred over the last 12-months. Each occurrence has achieved compliance, and are not due to recurring problems requiring a compliance schedule.
A50033A	1001	8/22/2008	11/18/2008	8-28-401	8-28-401. (Episode ID - 05H48) - reported 3-days late.	8/22/2008	This was an administrative violation, related to the late reporting of a pressure relief device venting episode. Though it was late, the PRD venting episode was reported to the District
A50030A	1512	8/23/2008	10/22/2008	2-6-307	(Excess ID-05H57) - CO >50 ppm/3-hrs (for <100 days/yr)	8/23/2008	This violation was corrected on the same day by making proper adjustments to the air registers, to maintain the oxygen at the nominal level for CO control. Facility is still learning how to properly operate this new unit in the refinery, and keep it adjusted to minimize emissions. This repeat violation occurred a week, after the first excess for CO emissions. The 3 violations have occurred over the last 12-months. Each occurrence has achieved compliance, and are not due to recurring problems requiring a compliance schedule.
A50042A	804	9/1/2008	4/20/2009	8-18-401	8-18-401.2 Enf. agreement - Article 1.4 (a) - No source test performed first part of 2008.	9/1/2008	This violation was for an administrative requirement to conduct source testing on blowdown systems, during the interim period covered under an Enforcement Agreement. Facility corrected procedures to properly schedule future source testing.

Permit Evaluation and Statement of Basis, Renewed Permit: Site B5728 & B5729, Tesoro Refining and Marketing Company
Golden Eagle Refinery, 150 Solano Way and 1750 Marina Vista Way, Martinez, CA 94553

Violation #	Source #	Occur	Issue	Regulation	Violation Comments	Compliance Achieved	Basis for No Compliance Schedule
A50042B	804	9/1/2008	4/20/2009	8-18-401.3	8-18-401.3 Enf. agreement - Article 1.4 (a) - No source test performed first part of 2008.	9/1/2008	This violation was for an administrative requirement to conduct source testing on blowdown systems, during the interim period covered under an Enforcement Agreement. Facility corrected procedures to properly schedule future source testing.
A50031A	901	9/10/2008	10/28/2008	2-6-307	(Excess ID-05H87) - CO > 500 ppm/1-hr	9/10/2008	This violation was corrected on the same day by re-starting the boiler following an emergency shutdown. Facility found a failed positioning arm on the valve which supplies natural gas fuel to the boiler, and the control valve suddenly closed. Facility repaired the control valve and restarted the boiler, and emissions were back in compliance same day. The other violations for this same emission limit were unrelated, and for different causes.
A50039A	919	9/13/2008	2/17/2009	2-6-307	2-6-307. Episode #05D67; #05F46; #05E83 - No representative source test conducted.	12/30/2008	This was an administrative violation, related to the improper source testing performed at the furnace. Testing was not performed at the required parameters, according to the NOx Box permit conditions. However, overall compliance with NOx emissions has been satisfied under these conditions.
A50032A	922	9/15/2008	11/7/2008	1-522.4	(episode ID-05H91) - late reporting of in-op monitor	9/15/2008	This was an administrative violation, related to the late reporting of an in-operative monitor. Though it was late, the inoperative monitor episode was reported to the District
A50038A	GLM	10/15/2008	2/17/2009	9-2-301	9-2-301. (Excess ID-05J28) - H2S > 60 ppb/3-MIN and > 30 ppb/1- HR. - Waterfront GLM	10/15/2008	This violation was corrected on the same day and the exact source could not be determined. However, winds were from the refinery at the time of GLM excess. The H2S violation cleared the same day after winds shifted.

Permit Evaluation and Statement of Basis, Renewed Permit: Site B5728 & B5729, Tesoro Refining and Marketing Company
Golden Eagle Refinery, 150 Solano Way and 1750 Marina Vista Way, Martinez, CA 94553

Violation #	Source #	Occur	Issue	Regulation	Violation Comments	Compliance Achieved	Basis for No Compliance Schedule
A50040A	909	10/21/2008	3/25/2009	2-6-307	2-6-307 {Episode#05E39;05E53;05E41} No repr.source test conducted.Cond#18372;part-32A.	10/29/2008	This was an administrative violation, related to the improper source testing performed at the furnace. Testing was not performed at the required parameters, according to the NOx Box permit conditions. However, overall compliance with NOx emissions has been satisfied under these conditions.
A50601A	1001	11/16/2008	5/21/2009	8-28-304	8-28-304.1 (Episode #05H48) - Process hazard analysis not submitted in 90-days.	11/16/2008	This was an administrative violation, related to failure to submit a hazard analysis report, as required within 90-days of the PRD release event. Facility has already made plans to eliminate this PRD from atmospheric service, under the Blowdown System Enforcement Agreement.
A50037A	904	11/20/2008	1/28/2009	2-6-307	2-6-307. 1) No 10-day deviation reported. 2) (Source Test ID#0S-2676)- Ammonia>20ppm - {218 ppm}	11/20/2008	This violation was corrected on the same day by reducing the ammonia injection rate to comply with permit condition limit. The other violations at this source are related to particulate emissions from the #6 Boiler. This was one of four violations for excess ammonia at the stack, measured during a source test. These violations occurred over a three year period, and each achieved compliance the same day.
A50041A	912	11/21/2008	3/25/2009	2-6-307	2-6-307 (Episode #05E84; 05F12)- No repr. source test conducted - Cond.#18372; part-32A.	12/12/2008	This was an administrative violation, related to the improper source testing performed at the furnace. Testing was not performed at the required parameters, according to the NOx Box permit conditions. However, overall compliance with NOx emissions has been satisfied under these conditions.

Permit Evaluation and Statement of Basis, Renewed Permit: Site B5728 & B5729, Tesoro Refining and Marketing Company
Golden Eagle Refinery, 150 Solano Way and 1750 Marina Vista Way, Martinez, CA 94553

Violation #	Source #	Occur	Issue	Regulation	Violation Comments	Compliance Achieved	Basis for No Compliance Schedule
A50043A	971	12/2/2008	4/13/2009	2-6-307	2-6-307 (Source Test#05-2757)- ammonia>20ppm {103.7ppm} (Cond -18372; Part-22).	12/2/2008	This violation was corrected on the same day by reducing the ammonia injection rate at the SCR unit. The facility had been running the SCR ammonia injection in manual mode, which resulted in using too much ammonia than what was needed to reduce NOx. The facility switched back to automated control based upon NOx emission monitoring, and brought the excess ammonia concentration back into compliance.
A50611A	913	12/17/2008	8/26/2009	2-6-307	2-6-307. Episode #05F03; #05F11; #05F29 - No representative source test conducted.	12/17/2008	This was an administrative violation, related to the improper source testing performed at the furnace. Testing was not performed at the required parameters, according to the NOx Box permit conditions. However, overall compliance with NOx emissions has been satisfied under these conditions.
A50608A	920	12/30/2008	6/22/2009	2-6-307	2-6-307. Episode #05F35; #05F38; #05F45 - No representative source test conducted.	12/30/2008	This was an administrative violation, related to the improper source testing performed at the furnace. Testing was not performed at the required parameters, according to the NOx Box permit conditions. However, overall compliance with NOx emissions has been satisfied under these conditions.
A50049A	944	1/13/2009	5/12/2009	12-11-502.3.1	12-11-502.3.1. Two flare gas samples taken late (> 3 hr. intervals) Deviation #2083.	1/13/2009	This violation occurred on one day, and was for failing to take flare gas sample within prescribed time period. The sampling is a manual task, and there were problems with the DCS alarm to notify the operators of this sampling task. Facility made repairs to DCS logic controller, and continues to remind operators of the timeline for taking flare samples.
A50607A	GLM	1/21/2009	6/18/2009	9-2-301	9-2-301 (Excess ID - 05K82) - H2S > 60 ppb/3-min. Gun Club GLM	1/21/2009	This violation was corrected on the same day and the exact source could not be determined. However, winds were from the refinery at the time of GLM excess. The H2S violation cleared the same day after winds shifted.

Permit Evaluation and Statement of Basis, Renewed Permit: Site B5728 & B5729, Tesoro Refining and Marketing Company
Golden Eagle Refinery, 150 Solano Way and 1750 Marina Vista Way, Martinez, CA 94553

Violation #	Source #	Occur	Issue	Regulation	Violation Comments	Compliance Achieved	Basis for No Compliance Schedule
A50044A	904	1/28/2009	4/13/2009	1-522.7	1-522.7 (Excess ID - 05K94) - Late reporting of Episode (> 96 hrs)	1/28/2009	This was an administrative violation, related to the late reporting of a monitor excess. Though it was late, the indicated monitor excess was reported to the District
A50050A	904	2/13/2009	5/21/2009	6-302	Episode ID # 05L06. Opacity > 20% / 3-minutes	2/13/2009	This violation was corrected on the same day by making adjustments to a malfunctioning damper control, on the economizer section of # 6 Boiler. The other violations at this source are for other emissions (particulate and ammonia), but are not related to same cause. Each violation has achieved compliance the same day.
A50046A	1512	2/17/2009	5/5/2009	2-6-307	(Excess ID - 05L09) - CO > 50 ppm / 3-hr. average (cond-23129; part - 12b).	2/18/2009	This violation was corrected within two days after discovery by making adjustments to minimize CO emissions, following a feed and firing rate cutback at the unit. Facility is still learning how to properly operate this new unit in the refinery, and keep it adjusted to minimize emissions. The repeat violations were also related to same regulation for CO emission. The 3 violations have occurred over the last 12-months. Each occurrence has achieved compliance, and are not due to recurring problems requiring a compliance schedule.

Permit Evaluation and Statement of Basis, Renewed Permit: Site B5728 & B5729, Tesoro Refining and Marketing Company
Golden Eagle Refinery, 150 Solano Way and 1750 Marina Vista Way, Martinez, CA 94553

Violation #	Source #	Occur	Issue	Regulation	Violation Comments	Compliance Achieved	Basis for No Compliance Schedule
A50045A	Fuel-Gas	2/24/2009	4/28/2009	10	10 (40-CFR) 60.104(a)(1) - (Excess id#05L13) - H2S>160 ppm/3-hr.avg (peak: 195 ppm).	2/24/2009	This violation was corrected on the same day by stabilizing operations during multiple unit upsets in the refinery. The DEA scrubbing system was overwhelmed due to venting of various off-spec materials, and unit depressurizations in the refinery. The repeat violations were related to same regulation for H2S content in fuel-gas. The 4 violations that occurred over the last 5 years were unrelated to each other. Each occurrence achieved compliance on the same day, and were not due to recurring problems. Facility no longer attempts to switch furnaces to natural gas, and strives to maintain the H2S concentrations below the regulatory limit by monitoring the process units.
A50602A	1401	3/27/2009	6/1/2009	9-1-307	9-1-307. (Excess ID - 05L60) - SO2 > 250 ppm /1-hour {329 ppm}.	3/27/2009	This violation was corrected on the same day by stabilizing SRU operations, following a sudden shutdown of acid plant for main blower vibration. The repeat violations were related to same regulation, and SO2 emissions. The 11 violations occurred throughout the 5 year period, but were for different causes. Each occurrence achieved compliance on the same day, and were not recurring problems at this unit.
A50603A	GLM	4/5/2009	6/1/2009	9-2-301	9-2-301 (Excess ID - 05L64) - H2S > 60 ppb / 3 - minutes. - Waterfront GLM	4/5/2009	This violation was corrected on the same day and the exact source could not be determined. However, winds were from the refinery at the time of GLM excess. The H2S violation cleared the same day after winds shifted.

Permit Evaluation and Statement of Basis, Renewed Permit: Site B5728 & B5729, Tesoro Refining and Marketing Company
Golden Eagle Refinery, 150 Solano Way and 1750 Marina Vista Way, Martinez, CA 94553

Violation #	Source #	Occur	Issue	Regulation	Violation Comments	Compliance Achieved	Basis for No Compliance Schedule
A50606A	1511	4/6/2009	6/18/2009	2-6-307	(Excess ID-05L72) - NOx > 7 ppm / 3-hour average	4/8/2009	This violation occurred for a 33-hour period, which spanned over 3-days. Facility was conducting spalling operations on tubes inside the furnace, while it was online, and was difficult to maintain optimum efficiency and temperatures. Facility kept ammonia injection online and made some adjustments during the maintenance period. Facility is still learning how to properly operate this new unit in the refinery, and keep it adjusted to minimize emissions. Facility is evaluating new maintenance procedures as a result of this event.
A50612A	973	4/21/2009	9/1/2009	2-6-307	Excess ID-05M03 - NOx > 40 ppm / 8-hrs.	4/21/2009	This violation was corrected on the same day by bringing the SCR inlet back up to normal temperature, and restoring ammonia injection flow to abate NOx. Facility was running unit at reduced rates, performing a gas oil flush on reactors, and the SCR tripped offline due to low inlet temperature. Facility fired up furnace to bring temperature back up and this violation achieved compliance on the same day.
A50609A	1004	4/22/2009	7/8/2009	8-18-401.2	Five valves discovered without ID-Tags; and not inspected quarterly.	4/22/2009	This violation was administrative for fugitive emission monitoring requirements. During a District audit five valves on this unit were found to contain VOC, but were not properly tagged and being inspected quarterly. Facility immediately achieved compliance by tagging valves, and including them in database for future inspection and monitoring.
A50609B	1004	4/22/2009	7/8/2009	8-18-402.1	Five valves discovered without ID-Tags; and not inspected quarterly.	4/22/2009	This violation was administrative for fugitive emission monitoring requirements. During a District audit five valves on this unit were found to contain VOC, but were not properly tagged and being inspected quarterly. Facility immediately achieved compliance by tagging valves, and including them in database for future inspection and monitoring.

Permit Evaluation and Statement of Basis, Renewed Permit: Site B5728 & B5729, Tesoro Refining and Marketing Company
Golden Eagle Refinery, 150 Solano Way and 1750 Marina Vista Way, Martinez, CA 94553

Violation #	Source #	Occur	Issue	Regulation	Violation Comments	Compliance Achieved	Basis for No Compliance Schedule
A50047A	691	4/28/2009	5/12/2009	8-5-306	8-5-306.2. PSV #0083 leaking > 500 ppm {2,000 ppm on vacuum side }	4/28/2009	This violation was corrected on the same day by removing and replacing the pressure relief valve.
A50048A	1509	4/28/2009	5/12/2009	8-5-303	8-5-303.2 PSV #0677 leaking > 500 ppm { > 10,000 ppm on pressure side }	4/28/2009	This violation was corrected on the same day by removing and replacing the pressure relief valve.
A50613A	1106	6/12/2009	9/1/2009	2-6-307	Excess ID-05M76 - NOx > 10 ppm / 3-hrs.	6/12/2009	This violation was corrected the same day by steaming out the ammonia injection system, after the system experienced plugging. Facility re-started the SCR ammonia injection system, and the furnace was back in compliance the same day.
A50379A	1411	6/22/2009	9/10/2009	9-1-309	(Excess ID-05M91) - SO2 > 300 ppm / 1-hour.	6/22/2009	This violation was corrected on the same day by completing the unit start-up, and bringing the converter bed to full temperature. The repeat violations were related to same regulation, and SO2 emissions. The 5 violations that occurred over the last 5 years were unrelated to each other. Each occurrence achieved compliance on the same day, and were not recurring problems at this unit.
A50382A	934	6/23/2009	10/1/2009	2-6-307	(Excess ID-05M98) - NOx > 60 ppm / 8-hour average.	6/24/2009	This violation was corrected within two days by making a software correction, to the NOx emission monitoring control system. The violation was unrelated to a previous episode at this furnace. Compliance was achieved once the problem with monitor was discovered and repaired.
A50380A	1401	6/30/2009	9/10/2009	9-1-307	(Excess ID-05N08) - SO2 > 250 ppm / 1-hour	6/30/2009	This violation was corrected on the same day by lowering pressure on the SCOT stripper column. The repeat violations were related to same regulation, and SO2 emissions. The 11 violations occurred throughout the 5 year period, but were for different causes. Each occurrence achieved compliance on the same day, and were not recurring problems at this unit.

Permit Evaluation and Statement of Basis, Renewed Permit: Site B5728 & B5729, Tesoro Refining and Marketing Company
 Golden Eagle Refinery, 150 Solano Way and 1750 Marina Vista Way, Martinez, CA 94553

Violation #	Source #	Occur	Issue	Regulation	Violation Comments	Compliance Achieved	Basis for No Compliance Schedule
A50381A	1507	6/30/2009	9/10/2009	8-5-304.4	Tank-894 secondary seal damaged and repaired upon discovery	6/30/2009	This violation was corrected on the same day by applying a foam sealant to damaged portions of secondary seal. This sealed the holes/gaps in seal and achieved compliance. Facility installed a brand new secondary seal prior to putting this tank back in normal use.
A50610A	GLM	5/5/09	7/8/2009	9-2-301	(Excess ID - 05M18) - H2S > 60 ppb / 3-minutes. - Waterfront GLM	5/5/2009	This violation was corrected on the same day and traced to a vapor recovery line replacement project. The H2S violation cleared the same day after the line replacement was completed.