



West Contra Costa Sanitary Landfill 1 Parr Blvd.,  
Richmond, CA 94801 o 510.970.7246 republic

Title V Tracking #: 465 (Semi-Annual)  
Title V Tracking #: 466 (Annual)

1.  RECEIVED IN ENFORCEMENT: 05/31/2022

May 30, 2022

Direction of Compliance and Enforcement  
Bay Area Air Quality Management District  
375 Beale Street, Suite 600  
San Francisco, CA 94105  
Attn: Title V Reports

Director of the Air Division, USEPA Region IX  
75 Hawthorne Street  
San Francisco, CA 94105  
Attn: Air-3

Subject: Combined 8-34 Semi-Annual Report, 40 CFR Subpart AAAA Semi-Annual Report, Title V Semi-Annual Monitoring Report, and Title V Annual Compliance Certification Report  
West Contra Costa Sanitary Landfill, Richmond, California (Title V Facility No. A1840)

Dear Sir or Madam:

The West Contra Costa Sanitary Landfill (WCCSL) is pleased to submit the enclosed combined Bay Area Air Quality Management District (BAAQMD), Regulation 8, Rule 34 Semi-Annual Report; Semi-Annual Startup, Shutdown and Malfunction (SSM) Plan Report, Title V Semi-Annual Monitoring Report, and the Title V Annual Compliance Certification (ACC) Report to the BAAQMD and the U.S. Environmental Protection Agency (EPA) Region IX for WCCSL.

The Title V Semi-Annual Monitoring Report, the BAAQMD Rule 8-34 Semi-Annual Report, and the SSM Plan Report cover the period from November 1, 2021 through April 30, 2022. The Title V ACC Report covers the period from May 1, 2021 through April 30, 2022.

The Title V reports meet the requirements specified in the Title V permit, BAAQMD guidance on Title V report submittals, and Regulation 2, Rule 6. The Rule 8-34 report includes the information required by BAAQMD Rule 8-34-411 and also satisfies the requirements under the New Source Performance Standards (NSPS) for municipal solid waste landfills (40 California Code of Regulation [CFR] Part 60, Subpart WWW and Part 62 Subpart OOO), including 40 CFR 60.757(f). Please note that as of June 21, 2021, the facility complies with the new Emissions Guidelines (EG) requirements in California. The approved state plan for the EG includes compliance with Title 17 California Code of Regulations (CCR) Sections 95460 to 95476, known as the AB 32 Landfill Methane Rule (LMR) and specific portions of 40 CFR Part 62 Subpart OOO. As of September 27, 2021, the federal National Emissions Standards for Hazardous Air Pollutants (NESHAP) 40 CFR Part 63, Subpart AAAA rule came into effect, superseding the major compliance provisions of the California EG Rule. The Semi-Annual SSM Plan Report satisfies the requirements under the NESHAP rule for semi-annual reporting of SSM Plan implementation including 40 CFR 63.10(d)(S). The Title V reports and the SSM Plan report each includes a certification by the responsible official for WCCSL.

If you have any questions regarding this submittal, please do not hesitate to call me at (510) 970-7248 or email me at [EBaquerizo@republicservices.com](mailto:EBaquerizo@republicservices.com).

Sincerely,

Ed Baquerizo  
Environmental Manager  
West Contra Costa Sanitary Landfill

cc: Rob Sherman, West Contra Costa Sanitary Landfill  
Maria Bowen, SCS Engineers  
Anne Liu, SCS Engineers

NESHAP/NSPS/BAAQMD Rule 8-34 Semi-Annual  
Report, SSM Plan Semi-Annual Report, and Title  
V Semi-Annual Report and Title V Annual  
Certification  
West Contra Costa Sanitary Landfill  
Richmond, California (Title V Facility No. A1840)

Prepared for:



West Contra Costa Sanitary Landfill  
1 Parr Blvd.  
Richmond, CA 94109

For Submittal to:

Bay Area Air Quality Management District  
375 Beale Street, Suite 600  
San Francisco, CA 94105

**SCS ENGINEERS**

01204082.02 Task 1 | May 2022  
3843 Brickway Boulevard, Suite 208  
Santa Rosa, CA 95403  
707-546-9461

This submittal, consisting of the National Emission Standards for Hazardous Air Pollutants (NESHAP)/New Source Performance Standards (NSPS)/Bay Area Air Quality Management District (BAAQMD) Rule 8-34 Semi-Annual Report, the Semi-Annual Startup, Shutdown, and Malfunction Plan Report, Title V Semi-Annual Monitoring Report, and Title V Annual Certification for the West Contra Costa Sanitary Landfill in Richmond, California, dated May 2022, was prepared and reviewed by the following:



---

Anne Liu  
Project Professional  
**SCS ENGINEERS**



---

Maria Bowen  
Project Manager  
**SCS ENGINEERS**



---

Patrick S. Sullivan, REA, CPP, BCES  
Senior Vice President  
**SCS ENGINEERS**

## Table of Contents

Section	Page
SECTION I. NESHAP/NSPS/BAAQMD Rule 8-34 Semi-Annual Report.....	1
1.0 Introduction .....	1
2.0 Site Background Information.....	2
2.1 Existing Air Permits.....	2
2.2 Existing Landfill Gas Collection and Control System.....	3
3.0 Reporting Requirements.....	3
3.1 Monitored Parameters .....	5
4.0 Monitoring and Records .....	7
4.1 Continuously Monitored Parameters .....	7
4.1.1 Gas Extraction System Downtime .....	7
4.1.2 Emission Control System Downtime .....	8
4.1.3 Individual Well Downtime.....	8
4.1.4 Flow Meter and Temperature Gauge Downtime .....	9
4.1.5 Flare Combustion Zone Temperature .....	9
4.2 Component Leak Quarterly Monitoring.....	10
4.2.1 Fourth Quarter 2021 Monitoring.....	10
4.2.2 First Quarter 2022 Monitoring .....	10
4.3 Control Efficiency.....	10
Flare A-8.....	10
Flare A-161 .....	11
IC Engines (S-5, S-6, and S-37) .....	11
4.4 Landfill Surface Emissions Monitoring.....	11
4.4.1 Fourth Quarter 2021 Monitoring.....	12
4.4.2 First Quarter 2022 Monitoring .....	12
4.5 Wellhead Monthly Monitoring.....	12
4.5.1 Pressure .....	12
4.5.2 Oxygen.....	13
4.5.3 Temperature .....	14
4.5.4 Root Cause/Corrective Action Analysis.....	14
4.6 Cover Integrity Monitoring.....	14
4.7 Gas Generation Estimate and Monthly Landfill Gas Flow Rates.....	14
4.8 Annual Waste Acceptance Rate and Refuse In Place.....	14
4.8.1 Non-Degradable Waste Areas.....	15

4.9 Liquids Addition Report.....	15
4.10 24 Hour High Temperature.....	15
4.11 Treatment System Monitoring Plan.....	15
SECTION II. SSM Plan Report.....	16
SECTION III. Title V Semi-Annual Report.....	18
SECTION IV. Annual Title V Compliance Certification.....	19

## Tables

Table 1a – GCCS Downtime
Table 1b – Flare A-161 Downtime
Table 1c – Backup Flare A-8 Downtime
Table 2 – Individual Well Startups, Shutdowns and Decommissions
Table 3 – Wells with Positive Pressure
Table 4 – Wells with Oxygen Exceedances

## Appendices

Appendix A – Responsible Official Certification Form
Appendix B – Existing GCCS Layout
Appendix C – LFGTE Facility Downtime Logs (IC Engines S-5, S-6, and S-37)
Appendix D – Surface Emission and GCCS Component Leak Monitoring Results
Appendix E – A-161 Flare Source Test Results (January 27, 2022 Report)
Appendix F – Root Cause Analysis Forms
Appendix G – Title V Semi-Annual Report
Appendix H – Annual Compliance Certification

# **SECTION I. NESHAP/NSPS/BAAQMD RULE 8-34 SEMI-ANNUAL REPORT**

## **1.0 INTRODUCTION**

On behalf of West Contra Costa Sanitary Landfill, Inc. (WCCSL), SCS Engineers (SCS) prepared this combined this National Emission Standards for Hazardous Air Pollutants (NESHAP), New Source Performance Standard (NSPS), 40 Code of Federal Regulations (CFR) Part 60 (Subpart WWW), Part 62 (Subpart 000), Bay Area Air Quality Management District (BAAQMD or District) Rule 8-34 Semi-Annual Report (SAR), and Semi-Annual Startup, Shutdown and Malfunction (SSM) Plan Report pertaining to WCCSL for the period of November 1, 2021 through April 30, 2022 to the BAAQMD and the United States Environmental Protection Agency (EPA).

Please note that as of June 21, 2021, the facility complies with the new Emission Guidelines (EG) requirements in California. The approved state plan for the EG includes compliance with Title 17 California Code of Regulations (CCR) Sections 95460 to 95476, known as the AB 32 Landfill Methane Rule (LMR) and specific portions of 40 CFR Part 62 Subpart 000.

This Semi-Annual report also meets the requirements of the revised federal National Emissions Standards for Hazardous Air Pollutants (NESHAP) 40 CFR Part 63, Subpart AAAA rule for MSW landfills, 40 CFR 63, Subpart AAAA, which went into effect on September 27, 2021, and complies with the requirements specified in WCCSL's Title V permit. The revised NESHAP supersedes the major compliance provisions of the Subpart 000 provisions of the California EG Rule. Please note, the Initial NESHAP report was submitted on March 22, 2022, fulfilling the requirements under 40 CFR 63.1981(h).

The Semi-Annual Report pertains to the landfill gas (LFG) collection and control system (GCCS) operated at WCCSL.

This report also includes the following information, as required by BAAQMD Rule 8-34-411:

- All collection system and/or component downtime and reasons for the shutdown (8-34-501.1).
- All emission control system downtime and reason for the shutdown (8-34-501.2).
- Continuous temperature monitoring and dates of any excesses (8-34-501.3 and 507).
- Testing performed to satisfy the requirements of this Rule (8-34-501.4).
- Monthly LFG flow rates and excesses (8-34-501.5).
- Collection and emission control system leak testing and any excesses, action taken to correct excesses, and re-monitored concentrations (8-34-501.6 and 503).
- Landfill surface monitoring, location of excesses, excess concentration, date discovered, actions taken to repair the excess, and re-monitored concentrations (8-34-501.6 and 506).

- Annual waste acceptance rate and the current amount of waste in-place (8-34-501.7).
- Records of non-degradable waste if area is excluded from LFG collection (8-34-501.8).
- Well head monitoring including gauge pressure, LFG temperature, and LFG oxygen concentration (8-34-501.9 and 505).
- Continuous flow monitoring (8-34-501.10).

Information summarizing the monitoring activities associated with the above-listed items is provided in the following sections.

## **2.0 SITE BACKGROUND INFORMATION**

WCCSL is a closed combined municipal solid waste (MSW) (Class II) and hazardous waste landfill (Class I) located in Richmond, California. The Class II landfill accepted MSW, construction and demolition (C&D) debris, de-watered sludge, and a small (less than one [1] percent) quantity of Group 1 hazardous wastes, including asbestos and infectious wastes. The Class I Hazardous Waste Management Facility (HWMF) is adjacent to the Class II landfill. The Class I LFG GCCS was installed in 2004 and began operation in 2005. A layer of MSW was placed in the Class I landfill directly preceding closure; therefore, a GCCS was installed to control the LFG from the decomposing MSW. The Class II GCCS was originally installed in 1985 and was partially replaced in October 2008. The new system began full operation in March 2009. As of December 15, 2012, the GCCS for Class I and Class II have been combined.

### **2.1 EXISTING AIR PERMITS**

WCCSL maintains a BAAQMD permit to operate (PTO) (Plant No. 1840). PTO Condition No. 25293 includes requirements for the closed Class I and II waste disposal areas and the associated wellfield, collection system, and flares A-161 (primary flare) and A-8 (backup flare). PTO Condition No. 20754 includes requirements for the HWMF and the associated wellfield components. WCCSL also maintains BAAQMD PTOs for three LFG-fired engines (S-5, S-6, and S-37). S-5 and S-6 are permitted under PTO Condition No. 5771 and S-37 is permitted under PTO Condition No. 17812.

WCCSL also maintains BAAQMD PTOs for a Leachate Treatment System (Condition No. 25004), a Solid Waste Transfer Station (Condition No. 22792), and an Authority to Construct (ATC) for a Covered Aerated Static Pile Composting (CASP) operation (Conditions No. 26086 through 26088), as well as PTOs for other various processing equipment.

Condition Nos. 25293 and 20754 incorporate all applicable requirements from NSPS Subpart WWW and from BAAQMD Rule 8-34, which are addressed in this report. WCCSL also maintains a Major Facility Review (MFR or Title V) Permit (Facility No. A1840), which expired on December 19, 2015. A timely and complete renewal application was completed and submitted to the BAAQMD prior to June 19, 2015, as required. The renewal application is still under review by the BAAQMD. As such, WCCSL is operating under a permit shield pending issuance of the new MFR Permit.

A GCCS Design Plan was prepared for the site to review and determine the adequacy of the existing LFG system. The current design of the system was determined to be adequate to comply with both



NSPS, NESHAPs, and BAAQMD Rule 8-34 requirements. The system design is based on the density of wells calculated to sufficiently extract the maximum flow of LFG generated, according to the EPA LFG emissions model (LandGEM). The GCCS is designed to control surface emissions, as well as to minimize subsurface lateral migration of LFG. Both the perimeter of the landfill and the landfill surface are monitored on a quarterly basis. Additional details regarding the GCCS are in the GCCS Design Plan that was previously submitted to the BAAQMD. A drawing showing the existing GCCS is provided in **Appendix B**.

## **2.2 EXISTING LANDFILL GAS COLLECTION AND CONTROL SYSTEM**

The GCCS at WCCSL consists of extraction wells used to collect the LFG from within the landfill (the “wellfield”) and a piping system (the “collection system”) used to convey the collected LFG to the control systems for destruction. The LFG is extracted from the landfill through a combination of vertical gas extraction wells and horizontal gas extraction trenches/pipes, as well as leachate collection system components.

The LFG is controlled by the emission control system. The emission control system consists of a LFG-to-energy (LFGTE) facility, which consists of three lean burn internal combustion (IC) engines (S-5, S-6, S-37), an enclosed flare (A-161), and a back-up flare (A-8). The S-5 engine has been out of service since December 2017, and the S-37 engine is no longer able to operate due to a catastrophic failure in March 2018. The S-6 engine was the only engine in operation. On November 21, 2021, the S-6 engine at WCCSL became inoperable due to a mechanical issue. At the end of the reporting period, none of the engines remain operational.

The A-161 Flare was installed in November 2017 and replaced the A-120 Flare. The A-8 Flare acts as a backup control device to the A-161 Flare.

A diagram of the GCCS displaying system component locations is shown in the site plan provided in **Appendix B**.

## **3.0 REPORTING REQUIREMENTS**

This report includes the following information as required by the updated rules, covering the reporting period of November 1, 2021 through April 30, 2022.

### **Reporting Requirements, Corresponding Regulatory References**

<b>NSPS Subpart WWW</b>	<b>Updated NESHAP Subpart AAAA</b>	<b>Federal Subpart OOO</b>
<b>40 CFR 60.757(f), (g)</b>	<b>40 CFR 63.1981(h), (i), (j), (k), (l)</b>	<b>40 CFR 62.16724(h), (i), (j), (l), (q)</b>
Value and length of time for exceedance of applicable parameters monitored under 40 CFR 60.756(a), (b), (c), and (d).	Number of times that applicable parameters monitored under 40 CFR 63.1958(b), (c), and (d) were exceeded and when the gas collection and control system was not operating under 40 CFR 63.1958(e), including periods of SSM.	Value and length of time for exceedance of applicable parameters monitored under 40 CFR 62.16722(a)(1), (b), (c), (d), and (g).
Description and duration of all periods when the gas stream is diverted from the control device.	Description and duration of all periods when the gas stream was diverted from the control device or	Description and duration of all periods when the gas stream was diverted from the control device or treatment system

<b>NSPS Subpart WWW</b>	<b>Updated NESHAP Subpart AAAA</b>	<b>Federal Subpart OOO</b>
<b>40 CFR 60.757(f), (g)</b>	<b>40 CFR 63.1981(h), (i), (j), (k), (l)</b>	<b>40 CFR 62.16724(h), (i), (j), (l), (q)</b>
	treatment system through a bypass line or the indication of bypass flow as specified under 40 CFR 63.1961.	through a bypass line or the indication of bypass flow as specified under 40 CFR 62.16722.
Description and duration of all periods when the control device was not operating for more than 1 hour.	Description and duration of all periods when the control device or treatment system was not operating and length of time the control device or treatment system was not operating.	Description and duration of all periods when the control device or treatment system was not operating and length of time the control device or treatment system was not operating.
All periods when the collection system was not operating in excess of 5 days.	All periods when the collection system was not operating.	All periods when the collection system was not operating.
The location of each 500 ppmv methane exceedance, and the concentration recorded at each location for which an exceedance was recorded in the previous month.	The location of each exceedance of the 500-ppm methane concentration as provided in 40 CFR 63.1958(d) and the concentration recorded at each location for which an exceedance was recorded in the previous month.	The location of each exceedance of the 500 parts-per-million methane concentration as provided in 40 CFR 62.16716(d) and the concentration recorded at each location for which an exceedance was recorded in the previous month.
The date of installation and the location of each well or collection system expansion added pursuant to 40 CFR 60.755 paragraphs (a)(3), (b), and (c)(4).	The date of installation and the location of each well or collection system expansion added pursuant to 40 CFR 63.1960(a)(3) and (4), (b), and (c)(4).	The date of installation and the location of each well or collection system expansion added pursuant to 40 CFR 62.16720(a)(3), (4), (b), and (c)(4).
Required information of the initial performance source test report pursuant to 40 CFR 60.757(g).	Required information of the initial performance source test report pursuant to 40 CFR 63.1981(i).	Required information of the initial performance source test report pursuant to 40 CFR 62.16724(i).
--	For any corrective action analysis for which corrective actions are required in 40 CFR 63.1960(a)(3)(i) or (a)(5) and that take more than 60 days to correct the exceedance, the root cause analysis conducted.	For any corrective action analysis for which corrective actions are required in 40 CFR 62.16720(a)(3) or (4) and that take more than 60 days to correct the exceedance, the root cause analysis conducted.
--	Each owner or operator required to conduct enhanced monitoring in 40 CFR 63.1961(a)(5) and (6) must include the results of all monitoring activities conducted during the period.	--
--	Where an owner or operator subject to the provisions of subpart 40 CFR 63.1981(k) seeks to demonstrate compliance with the operational standard for temperature in § 63.1958(c)(1) and a landfill gas temperature measured at either the wellhead or at any point in the well is greater than or equal to 76.7 degrees Celsius (170 degrees Fahrenheit) and the carbon monoxide concentration measured is greater	Each owner or operator that chooses to comply with the provisions in §63.1958, 63.1960, and 63.1961 of this chapter, as allowed in §62.16716, 62.16720, and 62.16722, must submit the 24-hour high temperature report according to § 63.1981(k) of this chapter.

<b>NSPS Subpart WWW</b>	<b>Updated NESHAP Subpart AAAA</b>	<b>Federal Subpart OOO</b>
<b>40 CFR 60.757(f), (g)</b>	<b>40 CFR 63.1981(h), (i), (j), (k), (l)</b>	<b>40 CFR 62.16724(h), (i), (j), (l), (q)</b>
	than or equal to 1,000 ppmv, then you must report the date, time, well identifier, temperature and carbon monoxide reading via email to the Administrator within 24 hours of the measurement.	
--	Beginning no later than September 27, 2021, the owner or operator must submit reports electronically according to paragraphs 40 CFR 63.1981(l)(1) and (2) of this section.	Beginning no later than September 27, 2021, the owner or operator must submit reports electronically according to paragraphs 40 CFR 62.16724(j) of this section.
--	--	The owner or operator that has employed leachate recirculation or added liquids based on a Research, Development, and Demonstration permit (issued through Resource Conservation and Recovery Act (RCRA), subtitle D, part 258) within the last 10 years must submit to the Administrator, annually, following the procedure specified in paragraph 40 CFR 62.16724(l).
--	Submit semi-annual CMS summary reports including required items listed in 40 CFR 63.10(e)(3)(vi)	--

### 3.1 MONITORED PARAMETERS

The following information is required to be monitored:

#### Monitored Parameters, Corresponding Regulatory References

<b>NSPS Subpart WWW</b>	<b>Updated NESHAP Subpart AAAA</b>	<b>Federal Subpart OOO</b>
<b>40 CFR 60.756(a), (b), (c), (d)</b>	<b>40 CFR 63.1961(a), (b), (f)</b>	<b>40 CFR 62.16722 (a), (b), (f)</b>
Vacuum applied to the extraction wells via the gas collection header is monitored on a monthly basis. A vacuum must be maintained at each wellhead to be in compliance with 40 CFR 60.753 (b).	Vacuum applied to the extraction wells via the gas collection header is monitored on a monthly basis. A vacuum must be maintained at each wellhead to be in compliance with 40 CFR 63.1961 (a)(1).	Vacuum applied to the extraction wells via the gas collection header is monitored on a monthly basis. A vacuum must be maintained at each wellhead to be in compliance with 40 CFR 62.16722(a)(1).
Nitrogen or oxygen content of LFG at the wellheads is monitored on a monthly basis. Nitrogen must be less than 20 percent (%) or oxygen less than five (5) % to comply with 40 CFR 60.753 (c).	Nitrogen or oxygen content of LFG at the wellheads is monitored on a monthly basis.	Nitrogen or oxygen content of LFG at the wellheads is monitored on a monthly basis to comply with 40 CFR 62.16722(a)(2).
Temperature of the LFG at the wellheads is monitored on a monthly basis. Temperature must be maintained below 55 degrees C (131 degrees F) to comply with 40 CFR 60.753 (c).	Temperature of the LFG at the wellheads is monitored on a monthly basis. Temperature must be maintained below 55 degrees C (145 degrees F) to comply with 40 CFR 63.1961(a)(3).	Temperature of the LFG at the wellheads is monitored on a monthly basis. Temperature must be maintained below 55 degrees C (131 degrees F) to comply with 40 CFR 62.16722(a)(3).

<b>NSPS Subpart WWW</b>	<b>Updated NESHAP Subpart AAAA</b>	<b>Federal Subpart OOO</b>
<b>40 CFR 60.756(a), (b), (c), (d)</b>	<b>40 CFR 63.1961(a), (b), (f)</b>	<b>40 CFR 62.16722 (a), (b), (f)</b>
<p>A temperature or flame presence monitoring device with a continuous recorder, and a gas flow rate measuring device, which records flow at least once every 15 minutes, must be installed at the flare station. The temperature/flame presence and LFG flow rate monitoring data are used to determine the amount of time the LFG collection and control systems are on-line and to ensure compliance with the minimum temperature requirement for enclosed flares. The flare monitoring devices must be operating continuously to comply with 40 CFR 60.756 (b) and to show that the flare is on-line at any time that the collection system is operating (in compliance with 40 CFR 60.753 (e) and (f)).</p>	<p>A temperature or flame presence monitoring device with a continuous recorder, and a gas flow rate measuring device, which records flow at least once every 15 minutes, must be installed at the flare station. The temperature/flame presence and LFG flow rate monitoring data are used to determine the amount of time the LFG collection and control systems are on-line and to ensure compliance with the minimum temperature requirement for enclosed flares. The flare monitoring devices must be operating continuously to comply with 40 CFR 63.1961(b) and to show that the flare is on-line at any time that the collection system is operating (in compliance with 40 CFR 63.1958 (e) and (f)).</p>	<p>A temperature or flame presence monitoring device with a continuous recorder, and a gas flow rate measuring device, which records flow at least once every 15 minutes, must be installed at the flare station. The temperature/flame presence and LFG flow rate monitoring data are used to determine the amount of time the LFG collection and control systems are on-line and to ensure compliance with the minimum temperature requirement for enclosed flares. The flare monitoring devices must be operating continuously to comply with 40 CFR 62.16722(b) and to show that the flare is on-line at any time that the collection system is operating (in compliance with 40 CFR 62.16716 (e) and (f)).</p>
<p>Landfill surface emissions monitoring was performed on a quarterly basis to measure concentrations of total organic carbon (TOC) as methane. A portable flame ionization detector (FID) organic vapor analyzer, which meets NSPS specifications, was used to measure concentrations of TOC as methane (in compliance with 40 CFR 60.756(f)).</p>	<p>Landfill surface emissions monitoring was performed on a quarterly basis to measure concentrations of TOC as methane. A portable FID organic vapor analyzer, which meets NSPS specifications, was used to measure concentrations of TOC as methane (in compliance with 40 CFR 63.1961(f)).</p>	<p>Landfill surface emissions monitoring was performed on a quarterly basis to measure concentrations of TOC as methane. A portable FID organic vapor analyzer, which meets NSPS specifications, was used to measure concentrations of TOC as methane (in compliance with 40 CFR 62.16722(f)).</p>
<p>The landfill surface was inspected at least monthly for evidence of cracks or other surface integrity issues, in accordance with 40 CFR 60.755(c)(5).</p>	<p>The landfill surface was inspected at least monthly for evidence of cracks or other surface integrity issues, in accordance with 40 CFR 63.1960(c)(5).</p>	<p>The landfill surface was inspected at least monthly for evidence of cracks or other surface integrity issues, in accordance with 40 CFR 62.16720(c)(5).</p>
<p>Per 40 CFR 60 758(c)(1)(i), the average temperature of the flare for a 3-hour time period cannot fall below 28 °C (50 °F) less than the average operation temperature based on the most recent source test except during periods of SSM.</p>	<p>Per 40 CFR 63.1983(c)(1)(i), the average temperature of the flare for a 3-hour time period cannot fall below 28 °C (50 °F) less than the average operation temperature based on the most recent source test. Please note, continuous monitoring of temperature monitoring is required at all times except for periods of monitoring system malfunctions, repairs associated with monitoring system malfunctions, and required monitoring system quality assurance or quality</p>	<p>Per 40 CFR 62.16726(c)(1)(i), the average temperature of the flare for a 3-hour time period cannot fall below 28 °C (50 °F) less than the average operation temperature based on the most recent source test. Please note, continuous monitoring of temperature monitoring is required at all times except for periods of monitoring system malfunctions, repairs associated with monitoring system malfunctions, and required monitoring system quality assurance or quality control activities (in</p>

NSPS Subpart WWW	Updated NESHAP Subpart AAAA	Federal Subpart OOO
40 CFR 60.756(a), (b), (c), (d)	40 CFR 63.1961(a), (b), (f)	40 CFR 62.16722 (a), (b), (f)
	control activities (in compliance with 40 CFR 63.1961(h)).	compliance with 40 CFR 62.16722(h)).

## 4.0 MONITORING AND RECORDS

### 4.1 CONTINUOUSLY MONITORED PARAMETERS

According to BAAQMD Rule 8-34-301.1, the GCCS must be operated continuously. To comply with this requirement, the landfill owner/operator is required to maintain full-time operation of the LFG collection system and control system, as well as individual extraction wells. Downtime for any of these components must be reported in the Rule 8-34 Semi-Annual Report. This information is summarized below and in the attached tables. Records of continuously monitored parameters are available for review at the site.

#### 4.1.1 Gas Extraction System Downtime

During the reporting period, the LFG extraction system was off-line on twenty-four (24) occasions for a total of 69.10 hours. Shutdowns involved pre-programmed or manual system shutdowns for inspection, maintenance and/or repair of the GCCS, and thus meet the criteria for allowed GCCS downtime, as specified in Rule 8-34-113 and in accordance with the BAAQMD November 5, 2018 Compliance Advisory, with the exception of six events. These events included utility outages, power surge/ fluctuations, air compressor malfunctions, and an auto valve failure, which resulted in shutdowns of the GCCS that occurred on

- January 3, 2022 from 4:44 to 7:54 (utility outage - ID 08E57);
- March 10, 2022 from 4:50 to 7:28 (power surge - IDs 8G08 and 08G09);
- March 18, 2022 from 00:42 to 08:52 (air compressor malfunction, IDs 08G30 and 08G31);
- April 17, 2022 from 14:00 to April 18, 2022 9:58 and then April 18, 2022 10:54 to 11:36 (air compressor malfunction, IDs 08H02 and 08H03);
- April 20, 2022 from 12:52 to April 21, 2022 7:50 (auto valve failure, IDs 08H08 and 08H09); and
- April 21, 2022 from 19:24 to 20:42 (power surge, IDs 08H11 and 08H12).

These events were reported to the BAAQMD as reportable compliance activities (RCA) and breakdown relief was requested. Due to the short duration of these events, there is no reason to believe there were any excess LFG surface emissions during these GCCS downtimes.

Please note on April 19, 2022, Notice of Violation (NOV) Number A58648 was issued to WCCSL as breakdown request was denied for the October 24, 2021 RCA event, which involved a shutdown due to loss of power from Pacific Gas and Energy (PG&E). The October 24, 2021 RCA event, IDs 08C61 and 08C62, was reported in the previous semi-annual report for the period from May 1, 2021 through October 31, 2021. The 10-day NOV Response Letter was submitted on April 27, 2022.

A summary of the GCCS downtime for this reporting period is provided in **Table 1a**, including the date, reason for the downtime, description of the corrective measure(s) implemented to resume

GCCS operation, and the total elapsed time for each event. Gas extraction system downtime records are available for review at the site. These include periods of times when the entire GCCS was offline.

GCCSs are “closed” systems designed and constructed with mechanisms to prevent the uncontrolled release of LFG to the atmosphere. These automated mechanisms, as well additional manual shutdown procedures, are standard work practices that are implemented during all system shutdowns to minimize emissions of methane to the atmosphere. Collected LFG was at no time diverted from the flare nor engines during GCCS downtime, because the blowers automatically shut down whenever the flare or engines shut down. Thus, collected LFG was at no time diverted from the control devices during the reporting period.

## **4.1.2 Emission Control System Downtime**

### **A-161 Flare**

During the reporting period, the A-161 Flare was off-line on several occasions. A summary of the A-161 Flare downtime is provided in **Table 1b**, including the date, reason for the downtime, and the total elapsed time for each event. During the reporting period, downtime for the A-161 Flare occurred over a cumulative period of approximately 69.20 hours. Emission control system downtime records are available for review at the site.

### **A-8 Backup Flare**

During the reporting period, the A-8 Flare was off-line the entire reporting. A summary of the A-8 Flare downtime is provided in **Table 1c**, including the date, reason for the downtime, and the total elapsed time for each event. During the reporting period, downtime for the A-8 Flare occurred over a cumulative period of approximately 4,344 hours. Emission control system downtime records are available for review at the site.

### **LFGTE Facility**

During the reporting period, individual IC engines may go offline. In addition, there may be periods when the entire LFGTE facility is offline (all engines offline concurrently). However, note that the S-5 engine has been out of service since December 2017, and the S-37 engine is no longer able to operate due to a catastrophic failure which occurred in March 2018. Therefore, during the entire reporting period S-6 was the only operating engine. However, on November 21, 2021, the S-6 engine at WCCSL became inoperable due to a mechanical issue. At the end of the reporting period, none of the engines remain operational.

During the reporting period, the entire LFGTE facility was offline for a total of 3,829.4 hours. Downtime logs, which include individual IC engine shut downs, are included in **Appendix C**.

## **4.1.3 Individual Well Downtime**

Individual well downtime is permitted in accordance with Condition 20754, Part 2(c) of WCCSL’s permit which states a minimum of eight (8) horizontal collectors within the Class I Landfill shall be operated at any one time. A horizontal collector or leachate/gas extraction well may be temporarily disconnected from the vacuum system if the methane concentration detected in the collector or well is less than 5% by volume and the oxygen concentration detected in the collector or well is 15% by

volume or more. There are no limits for how long the horizontal collectors can remain offline as long as the methane content does not exceed 5%.

In addition, well downtime is permitted in accordance with Condition 25293(7)(a) through (c) of WCCSL's for the wells located in the Class II Landfill. Condition 25293(7)(a) allows an unspecified number of leachate collection and recovery system (LCRS) components to be disconnected from the vacuum system when methane concentration in the component is less than 5% by volume, or when oxygen concentration in the component is 15% by volume or more, or when abatement is no longer necessary to maintain compliance with applicable component and surface leak limits. Condition 25293(7)(b) allows no more than five (5) vertical wells be temporarily disconnected from the vacuum system as long as the total vacuum system disconnection time does not exceed 120 days during any 12-month period. Condition 25293(7)(c) states that an unspecified number of horizontal collectors can be temporarily disconnected from the vacuum system when methane concentration in the component is less than 5% by volume, or when oxygen concentration in the component is 15% by volume or more. There are no limits for how long the LCRS components or horizontal collectors can remain offline as long as the methane content does not exceed 5%.

As required per Condition 20754, Part 2(v)(5) and Condition 25293(7)(c)(iv), collection system components that are temporarily disconnected from the vacuum system are required to be monitored for component leaks: within seven days after being disconnected for Class I Landfill components and within ten days after being disconnected for Class II Landfill component. In addition, follow-up component leak testing is required within 30 days of disconnecting both Class I and Class II Landfill components from vacuum. If a component leak is detected at a component, all necessary steps to reduce the leak below the 8-34 1,000 parts per million by volume (ppm<sub>v</sub>) leak limit is required, which typically consists of bringing the well back online. During the reporting period, component leak monitoring was conducted in accordance with these permit conditions.

All well disconnections were in compliance with the conditions specified above.

Details of individual well shutdown and well startups occurring during the reporting period are provided in **Table 2**.

#### **4.1.4 Flow Meter and Temperature Gauge Downtime**

The continuous operation of the GCCS is measured through the continuous monitoring of LFG flow to each flare and flare combustion temperature. As required by Rule 8-34 and the updated NESHAP rule, the A-161 and A-8 Flares at WCCSL are equipped with flow measuring devices and temperature gauges that provide continuous readout displays using digital chart recorders. During the reporting period, the flow meter(s) and temperature gauge(s)/recorders at the flare station did not go out of operation due to malfunction or other breakdown conditions.

Continuous monitoring and calibration information are available for review at the site.

#### **4.1.5 Flare Combustion Zone Temperature**

WCCSL is required by permit condition No. 25293, Part 9 to operate the A-161 and A-8 Flares in such a manner that the combustion zone temperature within the flare does not drop below the permitted limit of 1,400 degrees Fahrenheit (°F) (averaged over a 3-hour period), or a higher temperature based on the most recent source test.

From November 1, 2021 through January 27, 2022, the minimum temperature above which the A-161 Flare was required to operate was 1,530 °F (source test results minus 50 °F), based on the December 28, 2020 source test (test report dated February 10, 2021). From January 28, 2022 through April 30, 2022, the minimum temperature above which the A-161 Flare was required to operate was 1,452 °F (source test results minus 50 °F), based on the December 17, 2021 source test (test report dated January 27, 2022).

From November 1, 2021 through April 30, 2022, the minimum temperature above which the A-8 Flare was required to operate was 1,575 °F (source test results minus 50 °F), based on the December 28, 2020 source test (test report dated February 10, 2021). The A-8 Flare did not operate during the reporting period.

Please note, under the updated NESHAP AAAA rule, the minimum combustion temperature limit is the source test temperature minus 82°F.

During the reporting period, the A-161 and A-8 Flares operated above the minimum established temperatures at all times when the flares were operational.

Flare temperature records are available for review at the site. Excerpts from the January 27, 2022 source test report, summarizing the test results for the flares, is included in **Appendix E**.

## **4.2 COMPONENT LEAK QUARTERLY MONITORING**

During the reporting period, quarterly testing of the GCCS components for any leaks with a methane concentration of greater than 1,000 ppm<sub>v</sub>, as required by BAAQMD Rule 8-34-503, was conducted. Testing in the wellfield and at the flare station was performed using an organic vapor analyzer (OVA), which was calibrated on the same day as the testing. Monitoring results are provided in **Appendix D** and are available for review at the site.

### **4.2.1 Fourth Quarter 2021 Monitoring**

SCS Field Services (SCSFS) personnel conducted the component leak monitoring of the flare station, LFGTE Plant, waste water treatment plant, and wellfield in conjunction with quarterly SEM on October 11, 2021. No component leaks above 1,000 ppm<sub>v</sub> were detected at the flare station, wellfield, or LFGTE facility during fourth quarter 2021 monitoring event. These results were not available for inclusion in the November 2021 report, so these results can be found in this report, in **Appendix D**.

### **4.2.2 First Quarter 2022 Monitoring**

SCSFS personnel conducted the component leak monitoring of flare station, LFGTE Plant, waste water treatment plant, and wellfield in conjunction with quarterly SEM on January 5, 2022. No component leaks above 1,000 ppm<sub>v</sub> were detected at the flare station, wellfield, or LFGTE facility during first quarter 2022 monitoring event. These results are included in **Appendix D**.

## **4.3 CONTROL EFFICIENCY**

### **Flare A-8**

LFG Flare A-8 was tested on December 28, 2020 to demonstrate compliance with the control efficiency standard of 98 percent non-methane organic compound (NMOC) destruction efficiency or



outlet concentration of 30 ppm<sub>v</sub> of NMOC as methane, corrected to 3% oxygen (for flares) as required by §63.1959(b)(2)(iii) and BAAQMD Rules 8-34-301.3, 8-34-412, and 8-34-501.4. The NMOC destruction efficiency for the A-8 Flare during the December 2020 source test was measured to be 99.46 percent by weight, and the NMOC as methane concentration in the flare outlet was <1.4 ppm<sub>v</sub>. As such, Flare A-8 is in compliance with the aforementioned rules.

Excerpts from the December 2020 source test report dated February 10, 2021, summarizing the test results, were included in the previous report.

### Flare A-161

LFG Flare A-161 was tested on December 17, 2021 to demonstrate compliance with the control efficiency standard of 98 percent NMOC destruction efficiency or outlet concentration of 30 ppm<sub>v</sub> of NMOC as methane, corrected to 3% oxygen (for flares) as required by §63.1959(b)(2)(iii) and BAAQMD Rules 8-34-301.3, 8-34-412, and 8-34-501.4. The NMOC destruction efficiency for the A-161 Flare during the December 2021 source test was measured to be 99.998 percent by weight, and the NMOC as methane concentration in the flare outlet was <2.4 ppm<sub>v</sub>. As such, Flare A-161 is in compliance with the aforementioned rules.

Excerpts from the A-161 Flare December 2021 source test report dated January 27, 2022, summarizing the test results, can be found in **Attachment E**.

### IC Engines (S-5, S-6, and S-37)

The IC engines are required to demonstrate compliance with the control efficiency standard of 97 percent NMOC destruction efficiency or outlet concentration of 120 ppm<sub>v</sub> of NMOC as methane, corrected to 3% oxygen (for energy recovery devices) as required by §63.1959(b)(2)(iii) and BAAQMD Rules 8-34-301.4, 8-34-412, and 8-34-501.4. The most recent source testing results for the S-6 engine are summarized below. The S-6 engine met the outlet concentration limit of 120 ppm<sub>v</sub> of NMOC as methane, corrected to 3% oxygen during the most recent source tests.

Engine	Source Test Date	Results (ppm as CH <sub>4</sub> @ 3% O <sub>2</sub> )
S-6	February 4, 2021	90.1

Note: The S-5 engine has been out of service since December 2017, and the S-37 engine is no longer able to operate due to a catastrophic failure in March 2018, and is therefore out of service.

On November 21, 2021, the S-6 engine at WCCSL became inoperable due to a mechanical issue and thus was not source tested during this reporting period. WCCSL is currently evaluating the feasibility of repairing the engine so that it can return to operation in the gas plant as a secondary gas abatement mechanism. An excerpt of the most recent S-6 engine source test report was included in the previous report.

## 4.4 LANDFILL SURFACE EMISSIONS MONITORING

Surface emissions monitoring (SEM) was conducted at WCCSL on a quarterly basis during the reporting period, in accordance with §63.1961(f) and BAAQMD Rule 8-34-303 and 8-34-506. Moreover, SEM was conducted in accordance with Section § 95465 under the LMR rule, satisfying the monitoring requirements under the EG rule in California.

The SEM events were conducted in accordance with the SEM plan in the landfill's GCCS Design Plan. Testing was performed using a Trimble SiteFID Landfill Gas Monitor Portable Flame Ionization Detector (FID), which was calibrated the same day as the testing. The results of this monitoring are summarized below. Reports for each quarterly monitoring event are provided in **Appendix D**.

#### **4.4.1 Fourth Quarter 2021 Monitoring**

SCSFS personnel monitored the landfill surface for leaks with a methane concentration of greater than 500 ppm<sub>v</sub> above background on October 8 and 11, 2021. No surface emissions in excess of 500 ppm<sub>v</sub> were detected during the fourth quarter 2021 monitoring event. As there was no surface emissions in excess of 500 ppm<sub>v</sub> during the quarter, subsequent re-monitoring was not required.

The results of the fourth quarter 2021 monitoring event is provided in **Appendix D**.

#### **4.4.2 First Quarter 2022 Monitoring**

SCSFS personnel monitored the landfill surface for leaks with a methane concentration of greater than 25 ppm<sub>v</sub> and 500 ppm<sub>v</sub> on January 25, 2022. No surface emissions in excess of 500 ppm<sub>v</sub> were detected during the first quarter 2022 monitoring event. As there was no surface emissions in excess of 500 ppm<sub>v</sub> during the quarter, subsequent re-monitoring was not required.

The results of the first quarter 2022 monitoring event are provided in the first quarter 2022 SEM report (**Appendix D**).

### **4.5 WELLHEAD MONTHLY MONITORING**

Monthly wellhead monitoring for pressure, temperature, and oxygen content was conducted by SCS personnel during the reporting period to comply with § 63.1981(h)(1)(i) and (ii) and BAAQMD Rule 8-34-305 and 9-34-414. Please note the updated NESHAP rule does not have an oxygen limit.

The results of this monitoring are summarized below.

#### **4.5.1 Pressure**

The majority of the operational extraction wells were under negative pressure during the monitoring events conducted during the reporting period, in accordance with BAAQMD Rule 8-34-305 and 8-34-414. For any wells that exhibited positive pressure during this reporting period, the identification number and dates on which each well was operating with positive pressure are provided in **Table 3**. The table also includes corrective action and re-monitoring results. In all instances, corrective action and re-monitoring were performed in accordance with the 5- and 15-day requirements specified in the NESHAP and LMR regulations and in Rule 8-34. Root cause analysis forms were completed for wells that had pressure exceedances that exceeded 15 days per NESHAP requirements. Refer to **Appendix F** for the root cause analysis forms. There were no instances where pressure exceedances exceeded 60 days.

Wells WCLF40AD, WCLF40AS, and WCLFH01A demonstrated a positive pressure reading during the final monitoring event of the reporting period. These wells will be brought back under negative pressure by the applicable compliance dates and compliance will be documented in the next semi-annual report.

## 4.5.2 Oxygen

WCCSL has elected to use oxygen as its compliance standard under Rule 8-34-305, rather than nitrogen.

Note that 40 CFR 62.16716, which the site became subject to on June 21, 2021, and 40 CFR 63.1961, which the site became subject to on September 27, 2021, do not have an oxygen requirement. The site will continue to follow 40 CFR 60.753(c) until the Title V Permit is updated to reflect these changes. After that, the site will comply with the oxygen limit in BAAQMD Rule 8-34 only.

As of October 31, 2020, the following wells are approved to operate under at a higher operating value (HOV) of 15 percent (%) oxygen by volume pursuant to Permit Condition Number 20754 Part 2(c)(ii) and Condition Number 25293 Part 7(d)(iii):

- WCLFH01A, WCLFH01B, WCLFH02A, WCLFH02B, WCLFH03A, WCLFH03B, WCLFH04A, WCLFH04B, WCLFH05A, WCLFH05B, WCLFH06B, WCLFH07A, WCLFH08A, WCLFH08B, WCLFH09B, WCLFH10A, WCLFH10B, WCLFR001, WCLFR002, WCLFR003, WCLFR004, WCLFR005, WCLFR006, WCLFR007, WCLFR008, WCLFR009, WCLFR010, WCLFR011, WCLFR012, WCLFR013, WCLFR014, WCLFR015, and WCLFR016.

The majority of the wells were operating within their respective regulatory limits of 5% or 15% oxygen during the monitoring events conducted during the reporting period. The dates when wells were operating with excessive oxygen, and the well identification number, corrective actions, and re-monitoring results for these wells are provided in **Table 4**.

As of the end of the reporting period, all of the operating wells were operating with an oxygen concentration below their respective 5% or 15% limits except for wells WCLF0827, WCLF0829, WCLF0847, WCLF0857, WCLFH02A, WCLFH05A, WCLFH07B, WCLFH08A, and WCLFH10A.

These wells will be returned to below their respective 5% or 15% limit by the applicable compliance dates, as specified in BAAQMD Rule 8-34-414, and compliance will be documented in the next semi-annual report. Alternatively, if these wells continue to demonstrate high oxygen readings and low methane concentrations (less than 5%), they may be temporarily taken offline prior to the 120-day deadline pursuant to Condition Numbers 20754 Part 2(c)(iii), 25293 Part 7(b)(iii) and 25293 Part 7(c)(ii). Note, wells were subject to the oxygen exceedance level of 5 percent until June 21, 2021 and September 27, 2021 under the NSPS Subpart WWW, after this date the Landfill was subject to the California state plan/Subpart 000 and the updated NESHAP AAAA which requires monthly monitoring of oxygen but oxygen in excess of 5% is no longer is an exceedance, therefore the oxygen requirement after June 21, 2021 is a District only requirement.

As of the end of the previous reporting period, wells WCLF0602, WCLF0606, WCLF0812, WCLF0821, WCLF0826, WCLF0827, WCLFH05A, WCLFH05B, WCLFH07B, WCLFH10B, WCLFR001, WCLFR002, WCLFR003, WCLFR004, WCLFR005, WCLFR006, WCLFR009, WCLFR010, WCLFR013, and WCLFR014 were operating with an oxygen concentration above their respective 5% or 15% limits. All of these wells were back in compliance within the timeline specified in 8-34-414 or were taken offline pursuant to Condition Numbers 20754 Part 2(c)(iii), 25293 Part 7(b)(iii) and 25293 Part 7(c)(ii).

### **4.5.3 Temperature**

BAAQMD Rule 8-34-305 requires the landfill gas temperature in each wellhead to measure less than 55 degrees Celsius (°C) or 131°F.

All wells were operating under the temperature limit of 131°F during the monitoring events conducted during the reporting period.

### **4.5.4 Root Cause/Corrective Action Analysis**

40 CFR 63.1981(j) and the 40 CFR 62.16724(k) require notifications for corrective action that will exceed 60 days to implement. Such corrective actions also require a “root cause analysis” to determine the reason for the exceedance if exceedances cannot be corrected in 15 days. For corrective actions that require more than 60 days to complete, an additional “corrective action analysis” is also required.

Root cause analysis forms were completed for wells that had pressure exceedances that exceeded 15 days. Refer to **Appendix F** for the root cause analysis forms. There were no instances where pressure exceedances exceeded 60 days.

## **4.6 COVER INTEGRITY MONITORING**

Under BAAQMD Rule 8-34-510 and the NSPS, the landfill surface must be monitored at least monthly for evidence of cracks or other surface integrity issues, which could allow for surface emissions. During the reporting period, cover integrity monitoring was conducted by SCSFS personnel in conjunction with the wellhead monitoring on the following dates:

- November 2, 4, 8, 10, 15, 16, 18, 19, 24, and 30;
- December 7, 9, 13, 14, 15, 23, and 29, 2021;
- January 7, 12, 13, 18, 20, 21, 25, and 27;
- February 5, 10, 14, 17, 19, 21, 25, 26, and 28;
- March 1, 3, 5, 7, 10, 12, 15, 17, 22, 23, 24, 25, 27, 29, and 31; and
- April 2, 5, 7, 8, 9, 12, 14, 16, 19, 21, 23, 26, 29, and 30, 2022.

During the reporting period, the observations during these monthly monitoring events indicated the landfill surface was in good condition. In the event visual evidence suggested otherwise, the surface will be promptly repaired.

## **4.7 GAS GENERATION ESTIMATE AND MONTHLY LANDFILL GAS FLOW RATES**

WCCSL is not subject to Rule 8-34-404 because the Landfill does not operate less than continuously. Therefore, monthly flow data are not required to be reported.

## **4.8 ANNUAL WASTE ACCEPTANCE RATE AND REFUSE IN PLACE**

As of 2010, the WCCSL Class I and Class II Landfills are closed and no longer accept waste. The WIP in each landfill as of closure is approximately 376,110 tons and 12,330,387 tons, respectively.

#### **4.8.1 Non-Degradable Waste Areas**

No areas of non-degradable waste deposition are known to exist. There are no landfill areas that are excluded from the collection system requirements. Therefore, BAAQMD Regulation 8-34-501.8 is not applicable. A layer of MSW was placed in the Class I Hazardous Waste Material Facility (HWMF) landfill directly preceding closure in which the GCCS was installed; however, the waste below is generally considered non-degradable waste.

#### **4.9 LIQUIDS ADDITION REPORT**

40 CFR 62.16724(l) requires documentation and reporting for the addition of liquids or leachate recirculation. The landfill has not injected liquid in the last 10 years, nor injected liquids during the reporting period. Therefore, there were zero (0) volumes of liquids injected and zero (0) acres of area for liquids injection.

#### **4.10 24 HOUR HIGH TEMPERATURE**

40 CFR 63.1981(k) and 40 CFR 62.16724(q) require the reporting of any landfill gas temperature measurements greater than or equal to 170 °F. During the reporting period, there were no readings greater or equal to 170 °F.

#### **4.11 TREATMENT SYSTEM MONITORING PLAN**

There are no vents within the treatment system, which allow venting of gas to the atmosphere, and the treatment system is not designed nor equipped to bypass a control device and vent directly to the atmosphere. A calibrated flow meter is installed to measure flow to the treatment system. Treated landfill gas, which cannot be routed for sale or beneficial use, is routed to a control system. Republic maintains and operates all monitoring systems associated with the treatment system in accordance with the site-specific treatment system monitoring plan required by §62.16726(b)(5)(ii) and §63.1983(b)(5)(ii). During this reporting period, per Republic, there were no parameter exceedances of the Treatment System Monitoring Plan.

The LFGTE facility at WCCSL is not equipped with a bypass line.

## SECTION II. SSM PLAN REPORT

This Semi-Annual report also meets the requirements of the NESHAP for MSW landfills, 40 CFR 63, Subpart AAAA and complies with the requirements specified in WCCSL's Title V permit. This Semi-Annual report includes a certification signed by a Responsible Official which is provided in **Appendix A**. In accordance with the NESHAP for Landfills, this report is submitted semi-annually.

WCCSL maintains a SSM Plan which describes the procedures for operating and maintaining the affected elements of the GCCS during startup, shutdown, and malfunction (SSM). Please note on September 27, 2021, the updated NESHAPs took effect and SSM recordkeeping and reporting requirements were no longer applicable after that. However, because SSM reporting requirements are still in the Title V permit, we will continue to report until the conditions are removed.

In the previous Semi-Annual report submitted in November 2021, WCCSL considered the SSM report as the closeout report for SSM. However, as mentioned above, as SSM reporting requirements are still in the Title V permit, we will continue to report until the conditions are removed. Additional SSM events that occurred during the reporting period of September 28, 2021 through October 31, 2021 are documented below.

- During the reporting period, the GCCS had five (5) SSM events. Details of these events are included in **Table 1a** in the November 2021 report.
- During the reporting period, A-161 Flare had five (5) SSM events. Details of these events are included in **Table 1b** in the November 2021 report.
- During the reporting period, A-8 Flare had no SSM events. Details of these events are included in **Table 1c** in the November 2021 report.
- During the reporting period, twelve (12) SSM events occurred at the S-6 Engine. The S-5 and S-37 Engines did not operate during the reporting period. The S-6 Engine was shut down and restarted during the reporting period due to the reasons noted in the downtime logs provided in **Appendix C** in the November 2021 report.
- During the reporting period, no wellfield SSM events occurred. Details are included **Table 2** in the November 2021 report.
- During the reporting period, there were no SSM events associated with the LFG monitoring equipment (e.g. flow measuring/recording device, temperature measuring/recording device).

The SSM events that occurred during this reporting period of November 1, 2021 through April 30, 2022 are documented below.

- During the reporting period, the GCCS had twenty-four (24) SSM events. Details of these events are included in **Table 1a**.
- During the reporting period, A-161 Flare had twenty-five (25) SSM events. Details of these events are included in **Table 1b**.
- During the reporting period, A-8 Flare had no SSM events. Details of these events

are included in **Table 1c**.

- During the reporting period, thirteen (13) SSM events occurred at the S-6 Engine. The S-5 and S-37 Engines did not operate during the reporting period. The S-6 Engine was shut down and restarted during the reporting period due to the reasons noted in the downtime logs provided in **Appendix C**.
- During the reporting period, fourteen (14) wellfield SSM events occurred. In addition, there were eight (8) wells that remained offline at the end of the reporting period. Details are included **Table 2**.
- During the reporting period, there were no SSM events associated with the LFG monitoring equipment (e.g. flow measuring/recording device, temperature measuring/recording device).
- In all events, automatic systems and operator actions were consistent with the standard operating procedures contained in the SSM Plan. There were no deviations from the SSM plan.
- Exceedances were not identified during the reporting period for any applicable emission limitation in the landfills NESHAP (§63.10(d)(5)(i)).
- Revisions of the SSM Plan to correct deficiencies in the landfill operations or procedures were neither required, nor prepared (§63.6(e)(3)(viii)).
- A copy of the SSM Plan and all revisions/addenda are kept on file at the facility for at least five (5) years and are available to appropriate regulatory agency personnel for inspection.

### **SECTION III. TITLE V SEMI-ANNUAL REPORT**

As specified in 40 Code of Federal Regulation (CFR) Part 70, reports of any required monitoring must be submitted at least every 6 months. All instances of deviations from permit requirements for the semi-annual reporting period, specified in the Landfill's Title V Permit as November 1 through April 30 and May 1 through October 31, must be clearly identified in each report. This Title V Report covers the November 1, 2021 through April 30, 2022 reporting period.

This report has been prepared based on Part VII (Applicable Limits and Compliance Monitoring Requirements) of the Landfill's MFR Permit. The report includes a certification by a responsible official, consistent with §70.5(d).

The full Title V Semi-Annual Report, including certification by a responsible official, is provided as **Appendix G**.



## **SECTION IV. ANNUAL TITLE V COMPLIANCE CERTIFICATION**

A Title V Annual Compliance Certification has been prepared for the annual period specified in the Title V permit. The annual certification period for this report extends from May 1, 2021 to April 30, 2022.

As specified in 40 CFR Part 70, the compliance certification shall include all of the following:

- The identification of each federally-enforceable term or condition of the permit that is the basis of the certification;
- The identification of the method(s) or other means used by the owner or operator for determining the compliance status with each term and condition during the certification period; and
- The status of compliance with the terms and conditions of the permit for the period covered by the certification, including whether compliance during the period was continuous or intermittent.

The full Compliance Certification is provided as **Appendix H**.

## Tables

**Table 1a. GCCS Downtime  
West Contra Costa Sanitary Landfill, Richmond, California  
(November 1, 2021 through April 30, 2022)**

<b>GCCS Shutdown</b>	<b>Restarted</b>	<b>Downtime Hours</b>	<b>Reason for Downtime</b>	<b>Corrective Actions Taken</b>
11/1/21 7:54	11/1/21 8:38	0.7	Engine Start Up/Flare Flame Failure (113)	Shutdown was pre-programmed to avoid non-compliance with temperature limit. Flare was inspected and adjusted before returning to service and was restarted.
11/24/21 6:02	11/24/21 10:12	4.2	Engine Start Up/Flare Flame Failure (113)	Shutdown was pre-programmed to avoid non-compliance with temperature limit. Flare was inspected and adjusted before returning to service and was restarted.
11/24/21 13:54	11/24/21 14:32	0.6	Engine Start Up/Flare Flame Failure (113)	Shutdown was pre-programmed to avoid non-compliance with temperature limit. Flare was inspected and adjusted before returning to service and was restarted.
12/7/21 12:26	12/7/21 12:32	0.1	Engine Start Up/Flare Flame Failure (113)	Shutdown was pre-programmed to avoid non-compliance with temperature limit. Flare was inspected and adjusted before returning to service and was restarted.
12/9/21 8:52	12/9/21 11:46	2.9	Engine Start Up/Flare Flame Failure (113)	Shutdown was pre-programmed to avoid non-compliance with temperature limit. Flare was inspected and adjusted before returning to service and was restarted.
12/11/21 9:00	12/11/21 9:38	0.6	Engine Start Up/Flare Flame Failure (113)	Shutdown was pre-programmed to avoid non-compliance with temperature limit. Flare was inspected and adjusted before returning to service and was restarted.
12/17/21 10:06	12/17/21 10:24	0.3	Engine Start Up/Flare Flame Failure (113)	Shutdown was pre-programmed to avoid non-compliance with temperature limit. Flare was inspected and adjusted before returning to service and was restarted.
12/17/21 10:32	12/17/21 10:46	0.2	Engine Start Up/Flare Flame Failure (113)	Shutdown was pre-programmed to avoid non-compliance with temperature limit. Flare was inspected and adjusted before returning to service and was restarted.
<b>1/3/22 4:44</b>	<b>1/3/22 7:54</b>	<b>3.2</b>	<b>Utility outage (RCA submitted; ID 08E57)</b>	<b>Flare was inspected and adjusted before returning to service once power was restored.</b>
1/19/22 7:24	1/19/22 7:44	0.3	Engine Start Up/Flare Flame Failure (113)	Shutdown was pre-programmed to avoid non-compliance with temperature limit. Flare was inspected and adjusted before returning to service and was restarted.
1/21/22 8:44	1/21/22 8:52	0.1	Engine Start Up/Flare Flame Failure (113)	Shutdown was pre-programmed to avoid non-compliance with temperature limit. Flare was inspected and adjusted before returning to service and was restarted.
1/21/22 12:34	1/21/22 12:40	0.1	Engine Start Up/Flare Flame Failure (113)	Shutdown was pre-programmed to avoid non-compliance with temperature limit. Flare was inspected and adjusted before returning to service and was restarted.
2/3/22 12:00	2/3/22 12:14	0.2	Maintenance on Pumping System (113)	Planned shutdown for pumping system inspection and maintenance. Once flare maintenance activities were completed, flare was inspected and adjusted before returning to service and was restarted.
2/10/22 12:50	2/10/22 15:28	2.6	Maintenance on Pumping System (113)	Planned shutdown for pumping system inspection and maintenance. Once flare maintenance activities were completed, flare was inspected and adjusted before returning to service and was restarted.
3/2/22 9:58	3/2/22 10:18	0.3	Maintenance on Pumping System (113)	Planned shutdown for pumping system inspection and maintenance. Once flare maintenance activities were completed, flare was inspected and adjusted before returning to service and was restarted.
<b>3/10/22 4:50</b>	<b>3/10/22 7:28</b>	<b>2.6</b>	<b>Power Surge, Tripped Blower (RCA Submitted; IDs 08G08 and 08G09)</b>	<b>Flare and flare's blower was inspected and adjusted before returning to service.</b>
<b>3/18/22 0:42</b>	<b>3/18/22 8:52</b>	<b>8.2</b>	<b>Air Compressor Malfunction (RCA Submitted; IDs 08G30 and 08G31)</b>	<b>The air compressor was switched over from the backup air compressor to the primary air compressor to restart the flare. The backup air compressor was replaced with a new unit on the same day. Flare was inspected and adjusted before returning to service and was restarted.</b>
<b>4/17/22 14:00</b>	<b>4/18/22 9:58</b>	<b>20.0</b>	<b>Air Compressor Malfunction (RCA Submitted; IDs 08H02 and 08H03)</b>	<b>The air compressor was switched to the primary air compressor, which repairs were completed following the March 18, 2022 RCA event.</b>

**Table 1a. GCCS Downtime  
West Contra Costa Sanitary Landfill, Richmond, California  
(November 1, 2021 through April 30, 2022)**

GCCS Shutdown	Restarted	Downtime Hours	Reason for Downtime	Corrective Actions Taken
4/18/22 10:54	4/18/22 11:20	0.4	Air Compressor Malfunction (RCA Submitted; IDs 08H02 and 08H03)	The air compressor was switched to the primary air compressor, which repairs were completed following the March 18, 2022 RCA event.
4/18/22 11:24	4/18/22 11:36	0.2	Air Compressor Malfunction (RCA Submitted; IDs 08H02 and 08H03)	The air compressor was switched to the primary air compressor, which repairs were completed following the March 18, 2022 RCA event.
4/19/22 14:58	4/19/22 15:14	0.3	Maintenance on Pumping System (113)	Planned shutdown for pumping system inspection and maintenance. Once flare maintenance activities were completed, flare was inspected and adjusted before returning to service and was restarted.
4/20/22 12:52	4/21/22 7:50	19.0	Auto Block Valve Failure (RCA Submitted; IDs 08H08 and 08H09)	The technician inspected the flare and made repairs to the auto valve before returning the flare to service.
4/21/22 19:24	4/21/22 20:42	1.3	Power Surge, Tripped Blower (RCA Submitted; IDs 08H11 and 08H12)	The technician inspected the flare before returning the flare to service. No issues with the blower were found.
4/27/22 13:24	4/27/22 13:56	0.5	Maintenance on Pumping System (113)	Planned shutdown for pumping system inspection and maintenance. Once flare maintenance activities were completed, flare was inspected and adjusted before returning to service and was restarted.
<b>Total:</b>		<b>69.10</b>		

Notes:

**Events in bold type denotes malfunctions as defined in the SSM Plan/NESHAP Regulation.**

Downtimes listed represent periods when all landfill gas combustion devices were offline concurrently (no gas flow from the collection system).

All events listed involved inspection and/or maintenance activities prior to startup (or as soon as feasible following programmed startups) in accordance with Rule 8-34-113 requirements and the BAAQMD Compliance Advisory for Municipal Solid Waste Landfills, dated November 5, 2018, with the exception of the events that occurred on 1/3, 3/10, 3/18, 4/17-4/18, 4/20, and 4/21 which involved power outages, power surges, air compressor malfunctions, and auto block valve failure. These events were considered reportable compliance activity (RCA) and breakdown relief was requested.

**Table 1b. Flare (A-161) Downtime  
West Contra Costa Sanitary Landfill, Richmond, California  
(November 1, 2021 through April 30, 2022)**

Shutdown	Startup	Downtime Hours	Reason for Downtime
11/1/21 7:54	11/1/21 8:38	0.73	Engine Start Up/Flare Flame Failure (113)
11/24/21 6:02	11/24/21 10:12	4.17	Engine Start Up/Flare Flame Failure (113)
11/24/21 13:54	11/24/21 14:32	0.63	Engine Start Up/Flare Flame Failure (113)
12/7/21 12:26	12/7/21 12:32	0.10	Engine Start Up/Flare Flame Failure (113)
12/9/21 8:52	12/9/21 11:46	2.90	Engine Start Up/Flare Flame Failure (113)
12/11/21 9:00	12/11/21 9:38	0.63	Engine Start Up/Flare Flame Failure (113)
12/17/21 10:06	12/17/21 10:24	0.30	Engine Start Up/Flare Flame Failure (113)
12/17/21 10:32	12/17/21 10:46	0.23	Engine Start Up/Flare Flame Failure (113)
<b>1/3/22 4:44</b>	<b>1/3/22 7:54</b>	<b>3.17</b>	<b>Utility outage (RCA submitted; ID 08E57)</b>
1/19/22 7:24	1/19/22 7:44	0.33	Engine Start Up/Flare Flame Failure (113)
1/19/2022 12:04	1/19/2022 12:10	0.10	Engine Start Up/Flare Flame Failure (113)
1/21/2022 8:44	1/21/2022 8:52	0.13	Engine Start Up/Flare Flame Failure (113)
1/21/2022 12:34	1/21/2022 12:40	0.10	Engine Start Up/Flare Flame Failure (113)
2/3/2022 12:00	2/3/2022 12:14	0.23	Maintenance on Pumping System (113)
2/10/2022 12:50	2/10/2022 15:28	2.63	Maintenance on Pumping System (113)
3/2/2022 9:58	3/2/2022 10:18	0.33	Maintenance on Pumping System (113)
<b>3/10/2022 4:50</b>	<b>3/10/2022 7:28</b>	<b>2.63</b>	<b>Power Surge, Tripped Blower (RCA Submitted; IDs 08G08 and 08G09)</b>
<b>3/18/2022 0:42</b>	<b>3/18/2022 8:52</b>	<b>8.17</b>	<b>Air Compressor Malfunction (RCA Submitted; IDs 08G30 and 08G31)</b>
<b>4/17/2022 14:00</b>	<b>4/18/2022 9:58</b>	<b>19.97</b>	<b>Air Compressor Malfunction (RCA Submitted; IDs 08H02 and 08H03)</b>
<b>4/18/2022 10:54</b>	<b>4/18/2022 11:20</b>	<b>0.43</b>	<b>Air Compressor Malfunction (RCA Submitted; IDs 08H02 and 08H03)</b>
<b>4/18/22 11:24</b>	<b>4/18/22 11:36</b>	<b>0.20</b>	<b>Air Compressor Malfunction (RCA Submitted; IDs 08H02 and 08H03)</b>
4/19/22 14:58	4/19/22 15:14	0.27	Maintenance on Pumping System (113)
<b>4/20/22 12:52</b>	<b>4/21/22 7:50</b>	<b>18.97</b>	<b>Auto Block Valve Failure (RCA Submitted; IDs 08H08 and 08H09)</b>
<b>4/21/22 19:24</b>	<b>4/21/22 20:42</b>	<b>1.30</b>	<b>Power Surge, Tripped Blower (RCA Submitted; IDs 08H11 and 08H12)</b>
4/27/22 13:24	4/27/22 13:56	0.53	Maintenance on Pumping System (113)
<b>Total</b>		<b>69.20</b>	

**Notes:**

**Events in bold type denotes malfunctions as defined in the SSM Plan/NESHAP Regulation.**

All events listed involved inspection and/or maintenance activities prior to startup (or as soon as feasible following programmed startups) in accordance with Rule 8-34-113 requirements and the BAAQMD Compliance Advisory for Municipal Solid Waste Landfills, dated November 5, 2018, with the exception of the events that occurred on 1/3, 3/10, 3/18, 4/17-4/18, 4/20, and 4/21 which involved power outages, power surges, air compressor malfunctions, and auto block valve failure. These events were considered reportable compliance activity (RCA) and breakdown relief was requested.

**Table 1c. Backup Flare (A-8) Downtime  
West Contra Costa Sanitary Landfill, Richmond, California  
(November 1, 2021 through April 30, 2022)**

<b>Shutdown*</b>	<b>Startup*</b>	<b>Downtime Hours</b>	<b>Reason for Downtime</b>
11/1/2021 0:00	5/1/2022 0:00	4344.00	Flare shutdown to remain as backup control device
<b>Total</b>		<b>4344.00</b>	

**Notes:**

**Events in bold type denotes malfunctions as defined in the SSM Plan/NESHAP Regulation (none occurred during the reporting period).**

All events listed involved inspection and/or maintenance activities prior to startup (or as soon as feasible following programmed startups) in accordance with Rule 8-34-113 requirements and the BAAQMD Compliance Advisory for Municipal Solid Waste Landfills, dated November 5, 2018.

\*The A-8 backup flare was offline at the beginning and end of the reporting period. For reporting purposes, the shutdown is calculated as beginning on November 1, 2021 at 00:00 and ending on May 1, 2022 at 00:00, respectively.

**Table 2. Individual Well Startups, Shutdowns and Decommissions  
West Contra Costa Sanitary Landfill, Richmond, California  
(November 1, 2021 through April 30, 2022)**

Well ID	Shutdown	Start-up	Days Offline	Reason for Shutdown/Startup
<b>Wells in Class I Landfill Wellfield</b>				
WCLFR016*	11/23/20 10:24	Ongoing	Ongoing	Well was temporarily disconnected pursuant to Condition Number 20754 Part 2(c)(iii)
WCLFR015*	3/15/21 12:46	Ongoing	Ongoing	Well was temporarily disconnected pursuant to Condition Number 20754 Part 2(c)(iii)
WCLFR012*	5/12/21 13:48	Ongoing	Ongoing	Well was temporarily disconnected pursuant to Condition Number 20754 Part 2(c)(iii)
WCLFR007	5/12/21 12:53	4/5/22 14:07	328.1	Well was temporarily disconnected pursuant to Condition Number 20754 Part 2(c)(iii)
<b>Wells in Class II Landfill Wellfield</b>				
WCLFH09B*	10/29/19 8:45	Ongoing	Ongoing	Well was temporarily disconnected pursuant to Condition Number 25293 Part 7(c)(ii)
WCLFH02A	11/4/19 9:40	4/8/22 12:50	886.1	Well was temporarily disconnected pursuant to Condition Number 25293 Part 7(c)(ii)
WCLFH03B	5/5/20 12:16	10/20/21 12:24	533.0	Well was temporarily disconnected pursuant to Condition Number 25293 Part 7(c)(ii)
WCLFH03A	9/11/20 11:01	3/7/22 15:20	542.2	Well was temporarily disconnected pursuant to Condition Number 25293 Part 7(c)(ii)
WCLF0835	9/25/20 11:05	1/20/22 0:00	481.5	Well was temporarily disconnected pursuant to Condition Number 25293 Part 7(a). Vertical Well Decommissioned due to Poor Gas Quality
WCLFH04A	4/29/21 18:31	3/7/22 15:31	311.9	Temporarily disconnected pursuant to Condition Number 25293 Part 7(c)(ii)
WCLFH04B*	5/20/21 12:06	NA	Ongoing	Temporarily disconnected pursuant to Condition Number 25293 Part 7(c)(ii)
WCLF0515	7/2/21 0:00	NA	NA	Vertical Well Decommissioned due to Poor Gas Quality
WCLFH01A	7/12/21 17:06	4/9/22 9:57	270.7	Temporarily disconnected pursuant to Condition Number 25293 Part 7(c)(ii)
WCLFH05B	11/8/21 10:08	1/27/22 10:06	80.0	Temporarily disconnected pursuant to Condition Number 25293 Part 7(c)(ii)
WCLFH08A	11/15/21 13:26	3/27/22 10:05	131.9	Temporarily disconnected pursuant to Condition Number 25293 Part 7(c)(ii)
WCLFH08B*	11/30/21 12:56	NA	Ongoing	Temporarily disconnected pursuant to Condition Number 25293 Part 7(c)(ii)
WCLF0606	1/18/22 0:00	NA	NA	Vertical Well Decommissioned due to Poor Gas Quality
WCLFH02A*	4/8/22 12:51	NA	Ongoing	Temporarily disconnected pursuant to Condition Number 25293 Part 7(c)(ii)
WCLFH01A*	4/9/22 9:58	NA	Ongoing	Temporarily disconnected pursuant to Condition Number 25293 Part 7(c)(ii)

Note: All well downtime events listed are consistent with applicable Rule 8-34 provisions and BAAQMD permit conditions.

\*These wells were offline at the end of the reporting period. For reporting purposes, the shutdown is calculated as ending on May 1, 2022 at 00:00.

**Table 3. Wells with Positive Pressure  
West Contra Costa Sanitary Landfill, Richmond, California  
(November 1, 2021 through April 30, 2022)**

Well ID	Date and Time	Initial Static Pressure ("H <sub>2</sub> O)	Adjusted Static Pressure ("H <sub>2</sub> O)	Comments
WCLF0509	11/18/2021 13:37	8.33	-0.11	Adjusted Valve, In Compliance
WCLF0804	3/5/2022 13:06	-0.06	0	Adjusted Valve
WCLF0804	3/5/2022 13:13	-0.05	-0.03	In Compliance
WCLF0810	3/3/2022 14:42	1.26	-0.48	Adjusted Valve, In Compliance
WCLF0812	4/21/2022 11:08	0.67	0.68	Adjusted Valve
WCLF0812	4/26/2022 16:08	-4.75	-4.28	In Compliance
WCLF0821	3/12/2022 12:00	1.06	-0.75	Adjusted Valve, In Compliance
WCLF0825	2/5/2022 13:14	0.32	-1.08	Adjusted Valve, In Compliance
WCLF0826	4/30/2022 11:12	0.15	-0.6	Adjusted Valve, In Compliance
WCLF0842	3/25/2022 16:15	0.05	-0.03	Adjusted Valve, In Compliance
WCLF0853	12/23/2021 9:17	0.25	-0.08	Adjusted Valve, In Compliance
WCLF0856	12/23/2021 8:48	0.02	-0.1	Adjusted Valve, In Compliance
WCLF40AD	4/30/2022 13:16	0.61	0.69	Adjusted Valve
WCLF40AS	4/30/2022 13:14	0.37	0.64	Adjusted Valve
WCLFH01A	4/29/2022 11:36	0	0.01	Adjusted Valve
WCLFH01A	4/29/2022 11:38	0.01	0.01	Second Reading
WCLFH01A	4/30/2022 11:29	0.13	0.12	Adjusted Valve
WCLFH05B	2/5/2022 13:57	0.49	0.57	Adjusted Valve
WCLFH05B	2/5/2022 13:58	0.59	0.59	Second Reading
WCLFH05B	2/14/2022 12:22	0.12	0.11	Adjusted Valve
WCLFH05B	2/14/2022 12:23	0.06	0.06	Second Reading
WCLFH05B	2/25/2022 12:23	-0.04	-0.03	In Compliance
WCLFH05B	3/3/2022 11:59	0.14	0.14	Adjusted Valve
WCLFH05B	3/3/2022 11:59	0	0.01	Second Reading
WCLFH05B	3/24/2022 11:18	-0.57	-0.55	In Compliance
WCLFH06A	2/19/2022 12:53	0.46	-0.22	Adjusted Valve, In Compliance
WCLFH09B	2/26/2022 13:35	0.04	0.03	Adjusted Valve
WCLFH09B	3/5/2022 13:45	0.05	0.04	Adjusted Valve
WCLFH09B	3/27/2022 8:57	-0.15	-0.08	In Compliance
WCLFH10B	3/5/2022 13:10	0.05	0.05	Adjusted Valve
WCLFH10B	3/27/2022 8:17	-0.35	-0.27	In Compliance



**Table 3. Wells with Positive Pressure  
West Contra Costa Sanitary Landfill, Richmond, California  
(November 1, 2021 through April 30, 2022)**

Well ID	Date and Time	Initial Static Pressure ("H <sub>2</sub> O)	Adjusted Static Pressure ("H <sub>2</sub> O)	Comments
WCLFR007	1/13/2022 9:45	-0.01	0	Adjusted Valve
WCLFR007	1/20/2022 10:14	-0.52	-0.5	In Compliance
WCLFR008	12/23/2021 9:13	0.01	-0.05	Adjusted Valve, In Compliance

Note: All required corrective action and remonitoring was completed in accordance with Rule 8-34 and NSPS timelines.

**Table 4. Wells with Oxygen Exceedances  
West Contra Costa Sanitary Landfill, Richmond, California  
(November 1, 2021 through April 30, 2022)**

<b>Well ID</b>	<b>Date and Time</b>	<b>Oxygen (%)</b>	<b>Comments</b>
WCL512AD	11/4/2021 9:15	6.2	Adjusted Valve
WCL512AD	11/4/2021 9:16	5.5	Second Reading
WCL512AD	11/8/2021 14:03	0.2	In Compliance
WCLF032A	1/18/2022 10:07	15	Adjusted Valve
WCLF032A	1/18/2022 10:08	11.7	Second Reading
WCLF032A	2/4/2022 11:32	1.3	In Compliance
WCLF042R	11/16/2021 10:40	5.7	Adjusted Valve
WCLF042R	11/16/2021 10:40	6	Second Reading
WCLF042R	11/30/2021 14:08	4.9	In Compliance
WCLF0501	11/8/2021 11:35	6.9	Adjusted Valve
WCLF0501	11/8/2021 11:36	7.1	Second Reading
WCLF0501	11/16/2021 13:20	12.1	Adjusted Valve
WCLF0501	11/16/2021 13:21	13.2	Second Reading
WCLF0501	12/9/2021 12:37	6	Adjusted Valve
WCLF0501	12/9/2021 12:38	6.6	Second Reading
WCLF0501	12/23/2021 9:02	0.2	In Compliance
WCLF0501	1/12/2022 10:13	20.5	Adjusted Valve
WCLF0501	1/12/2022 10:14	16	Second Reading
WCLF0501	1/18/2022 11:39	20.6	Adjusted Valve
WCLF0501	1/18/2022 11:40	19.1	Second Reading
WCLF0501	2/10/2022 12:04	0.1	In Compliance
WCLF0502	1/18/2022 11:42	5.5	Adjusted Valve
WCLF0502	1/18/2022 11:44	5.1	Second Reading
WCLF0502	2/4/2022 9:02	0.1	In Compliance
WCLF0503	1/12/2022 10:19	17.8	Adjusted Valve
WCLF0503	1/12/2022 10:20	20.5	Second Reading
WCLF0503	1/18/2022 11:45	18.5	Adjusted Valve
WCLF0503	1/18/2022 11:46	20.7	Second Reading
WCLF0503	2/10/2022 12:15	0	In Compliance
WCLF0509	2/5/2022 10:35	20	Adjusted Valve
WCLF0509	2/5/2022 10:36	20.5	Second Reading
WCLF0509	2/14/2022 11:16	0	In Compliance
WCLF0510	2/5/2022 12:56	20.1	Adjusted Valve
WCLF0510	2/5/2022 12:59	20.1	Second Reading
WCLF0510	2/14/2022 12:37	13.4	Adjusted Valve
WCLF0510	2/14/2022 12:38	11.9	Second Reading

**Table 4. Wells with Oxygen Exceedances  
West Contra Costa Sanitary Landfill, Richmond, California  
(November 1, 2021 through April 30, 2022)**

Well ID	Date and Time	Oxygen (%)	Comments
WCLF0510	2/26/2022 14:36	4	In Compliance
WCLF0510	3/31/2022 10:39	16.2	Adjusted Valve
WCLF0510	3/31/2022 10:39	16	Second Reading
WCLF0510	4/8/2022 12:29	1.3	In Compliance
WCLF0519	12/14/2021 10:13	6	Adjusted Valve
WCLF0519	12/14/2021 10:14	5.9	Second Reading
WCLF0519	12/29/2021 14:13	4	In Compliance
WCLF0520	2/5/2022 14:23	20.4	Adjusted Valve
WCLF0520	2/5/2022 14:24	20.2	Second Reading
WCLF0520	2/14/2022 12:52	0	In Compliance
WCLF0602	11/15/2021 11:02	19.8	(Initial Exceedance on 8/27/21) Adjusted Valve
WCLF0602	11/15/2021 11:18	16.9	Second Reading
WCLF0602	11/30/2021 12:31	18.1	Adjusted Valve
WCLF0602	11/30/2021 12:33	15.5	Second Reading
WCLF0602	12/14/2021 11:36	5.6	Adjusted Valve
WCLF0602	12/14/2021 11:37	6.3	Second Reading
WCLF0602	12/23/2021 12:12	16.4	Adjusted Valve
WCLF0602	12/23/2021 12:14	4.8	In Compliance
WCLF0602	1/27/2022 12:35	18.8	Adjusted Valve
WCLF0602	1/27/2022 12:36	19	Second Reading
WCLF0602	2/4/2022 11:11	14.7	Adjusted Valve
WCLF0602	2/25/2022 13:05	0.6	In Compliance
WCLF0602	3/31/2022 9:54	14.6	Adjusted Valve
WCLF0602	4/9/2022 9:23	1.7	In Compliance
WCLF0603	12/14/2021 11:46	7.8	Adjusted Valve
WCLF0603	12/14/2021 11:47	5.8	Second Reading
WCLF0603	12/29/2021 14:19	8	Adjusted Valve
WCLF0603	12/29/2021 14:20	8.3	Second Reading
WCLF0603	1/13/2022 8:44	4.6	In Compliance
WCLF0603	1/27/2022 12:44	6.7	Adjusted Valve
WCLF0603	1/27/2022 12:44	6.6	Second Reading
WCLF0603	2/4/2022 11:20	13.8	Adjusted Valve
WCLF0603	2/26/2022 13:52	0	In Compliance
WCLF0605	1/27/2022 10:18	7	Adjusted Valve

**Table 4. Wells with Oxygen Exceedances  
West Contra Costa Sanitary Landfill, Richmond, California  
(November 1, 2021 through April 30, 2022)**

Well ID	Date and Time	Oxygen (%)	Comments
WCLF0605	1/27/2022 10:19	6.7	Second Reading
WCLF0605	2/4/2022 11:38	0	In Compliance
WCLF0606	11/15/2021 14:22	19.4	(Initial Exceedance was on 5/9/21) Adjusted Valve
WCLF0606	11/15/2021 14:24	21	Second Reading
WCLF0606	11/16/2021 13:05	16.2	Adjusted Valve
WCLF0606	11/16/2021 13:06	15.1	Second Reading
WCLF0606	12/9/2021 12:27	8.2	Adjusted Valve
WCLF0606	12/9/2021 12:29	6.1	Second Reading
WCLF0606	12/23/2021 8:47	13.9	Adjusted Valve
WCLF0606	12/23/2021 8:48	14.4	Second Reading
WCLF0606	1/12/2022 9:49	18.8	Adjusted Valve
WCLF0606	1/12/2022 9:50	15.7	Second Reading
WCLF0606	1/18/2022 11:30	18.8	Adjusted Valve
WCLF0606	1/18/2022 11:30	17.9	Well was decommissioned due to poor gas quality
WCLF0607	1/12/2022 9:46	13.5	Adjusted Valve
WCLF0607	1/12/2022 9:48	2.2	In Compliance
WCLF0607	1/18/2022 11:27	6	Adjusted Valve
WCLF0607	1/18/2022 11:27	2	In Compliance
WCLF0803	1/27/2022 12:12	6.8	Adjusted Valve
WCLF0803	1/27/2022 12:13	6.8	Second Reading
WCLF0803	2/4/2022 10:23	1.4	In Compliance
WCLF0804	2/26/2022 12:52	19.9	Adjusted Valve
WCLF0804	2/26/2022 12:53	19.8	Second Reading
WCLF0804	3/5/2022 13:06	20.3	Adjusted Valve
WCLF0804	3/5/2022 13:13	19.9	Second Reading
WCLF0804	3/27/2022 8:15	0	In Compliance
WCLF0804	4/9/2022 8:07	18.8	Adjusted Valve
WCLF0804	4/9/2022 8:08	19.4	Second Reading
WCLF0804	4/21/2022 12:43	0	In Compliance
WCLF0806	1/12/2022 12:30	5.4	Adjusted Valve
WCLF0806	1/12/2022 12:31	2.9	In Compliance
WCLF0806	1/27/2022 9:41	14.6	Adjusted Valve
WCLF0806	1/27/2022 9:42	14.6	Second Reading
WCLF0806	2/4/2022 9:35	0	In Compliance

**Table 4. Wells with Oxygen Exceedances  
West Contra Costa Sanitary Landfill, Richmond, California  
(November 1, 2021 through April 30, 2022)**

Well ID	Date and Time	Oxygen (%)	Comments
WCLF0810	11/8/2021 14:26	10.8	Adjusted Valve
WCLF0810	11/8/2021 14:28	10.1	Second Reading
WCLF0810	11/16/2021 12:55	19.1	Adjusted Valve
WCLF0810	11/16/2021 12:56	19.3	Second Reading
WCLF0810	12/14/2021 9:15	20.7	Adjusted Valve
WCLF0810	12/14/2021 9:17	20.9	Second Reading
WCLF0810	12/29/2021 10:28	16.6	Adjusted Valve
WCLF0810	12/29/2021 10:29	16.8	Second Reading
WCLF0810	1/12/2022 9:33	20.3	Adjusted Valve
WCLF0810	1/12/2022 9:33	20.3	Second Reading
WCLF0810	1/12/2022 9:34	20.4	Third Reading
WCLF0810	1/18/2022 10:48	21.2	Adjusted Valve
WCLF0810	1/18/2022 10:49	21.2	Second Reading
WCLF0810	2/10/2022 10:30	15.5	Adjusted Valve
WCLF0810	2/10/2022 10:31	14.7	Second Reading
WCLF0810	2/25/2022 10:50	18.6	Adjusted Valve
WCLF0810	2/25/2022 10:51	19.6	Second Reading
WCLF0810	3/3/2022 14:42	0	In Compliance
WCLF0812	11/4/2021 13:05	16.8	(Initial Exceedance was on 10/29/22) Adjusted Valve
WCLF0812	11/4/2021 13:06	18.4	Second Reading
WCLF0812	11/19/2021 11:42	18.6	Adjusted Valve
WCLF0812	11/19/2021 11:44	20.8	Second Reading
WCLF0812	12/14/2021 8:43	6.7	Adjusted Valve
WCLF0812	12/14/2021 8:44	17.5	Second Reading
WCLF0812	12/29/2021 10:15	11.7	Adjusted Valve
WCLF0812	12/29/2021 10:15	11.7	Second Reading
WCLF0812	12/29/2021 10:16	7.4	Third Reading
WCLF0812	1/13/2022 12:12	16.8	Adjusted Valve
WCLF0812	1/27/2022 9:47	1.2	In Compliance
WCLF0813	2/5/2022 14:10	6.3	Adjusted Valve
WCLF0813	2/5/2022 14:11	6.4	Second Reading
WCLF0813	2/14/2022 11:05	0.1	In Compliance
WCLF0814	1/27/2022 10:03	5.1	Adjusted Valve
WCLF0814	1/27/2022 10:04	5.5	Second Reading
WCLF0814	2/4/2022 9:43	0	In Compliance
WCLF0816	11/30/2021 13:16	5.6	Adjusted Valve
WCLF0816	11/30/2021 13:17	5.4	Second Reading
WCLF0816	12/9/2021 12:10	0.9	In Compliance

**Table 4. Wells with Oxygen Exceedances  
West Contra Costa Sanitary Landfill, Richmond, California  
(November 1, 2021 through April 30, 2022)**

Well ID	Date and Time	Oxygen (%)	Comments
WCLF0817	1/27/2022 10:00	5.4	Adjusted Valve
WCLF0817	1/27/2022 10:01	5.4	Second Reading
WCLF0817	2/4/2022 9:42	0.5	In Compliance
WCLF0818	2/5/2022 13:43	19.9	Adjusted Valve
WCLF0818	2/5/2022 13:43	20	Second Reading
WCLF0818	2/25/2022 12:30	1.1	In Compliance
WCLF0819	2/5/2022 13:36	16	Adjusted Valve
WCLF0819	2/5/2022 13:37	18.2	Second Reading
WCLF0819	2/14/2022 12:29	0.2	In Compliance
WCLF0820	11/15/2021 14:11	17.5	Adjusted Valve
WCLF0820	11/15/2021 14:13	21.2	Second Reading
WCLF0820	11/16/2021 13:08	16	Adjusted Valve
WCLF0820	11/16/2021 13:09	13.4	Second Reading
WCLF0820	12/9/2021 12:30	0	In Compliance
WCLF0820	1/12/2022 10:03	18.3	Adjusted Valve
WCLF0820	1/12/2022 10:04	20.7	Second Reading
WCLF0820	1/18/2022 11:32	16.4	Adjusted Valve
WCLF0820	1/18/2022 11:33	20.6	Second Reading
WCLF0820	2/10/2022 11:19	0	In Compliance
WCLF0821	11/15/2021 14:16	0	(Initial Exceedance was on 10/6/21) In Compliance
WCLF0824	11/8/2021 11:15	6.4	Adjusted Valve
WCLF0824	11/8/2021 11:32	6.6	Second Reading
WCLF0824	11/16/2021 13:15	10.6	Adjusted Valve
WCLF0824	11/16/2021 13:16	8.2	Second Reading
WCLF0824	12/15/2021 13:14	12.8	Adjusted Valve
WCLF0824	12/15/2021 13:16	16	Second Reading
WCLF0824	1/13/2022 13:07	1.9	In Compliance
WCLF0826	11/4/2021 13:58	7.5	(Initial Exceedance was on 10/25) Adjusted Valve
WCLF0826	11/4/2021 13:59	7.7	Second Reading
WCLF0826	11/19/2021 13:20	8.8	Adjusted Valve
WCLF0826	11/19/2021 13:23	6.4	Second Reading
WCLF0826	12/14/2021 13:55	20.8	Adjusted Valve
WCLF0826	12/14/2021 13:56	20.9	Second Reading
WCLF0826	12/29/2021 9:31	20.4	Adjusted Valve

**Table 4. Wells with Oxygen Exceedances  
West Contra Costa Sanitary Landfill, Richmond, California  
(November 1, 2021 through April 30, 2022)**

Well ID	Date and Time	Oxygen (%)	Comments
WCLF0826	12/29/2021 9:32	20.5	Second Reading
WCLF0826	1/13/2022 9:35	20.3	Adjusted Valve
WCLF0826	1/13/2022 9:36	20.4	Second Reading
WCLF0826	1/27/2022 10:39	20.9	Adjusted Valve
WCLF0826	1/27/2022 10:40	21.2	Second Reading
WCLF0826	2/5/2022 12:45	0	In Compliance
WCLF0826	2/28/2022 13:30	17.3	Adjusted Valve
WCLF0826	2/28/2022 13:31	18.9	Second Reading
WCLF0826	3/3/2022 14:10	12.4	Adjusted Valve
WCLF0826	3/3/2022 14:30	12	Second Reading
WCLF0826	3/31/2022 10:49	1.5	In Compliance
WCLF0826	4/8/2022 12:24	13.7	Adjusted Valve
WCLF0826	4/8/2022 12:24	13.7	Second Reading
WCLF0826	4/14/2022 14:31	14.9	Adjusted Valve
WCLF0826	4/29/2022 11:41	0.3	In Compliance
WCLF0827	11/4/2021 14:02	19.3	(Initial Exceedance was on 10/25/21) Adjusted Valve
WCLF0827	11/4/2021 14:03	19.5	Second Reading
WCLF0827	11/16/2021 10:21	19.8	Adjusted Valve
WCLF0827	11/16/2021 10:22	19.9	Second Reading
WCLF0827	12/14/2021 12:15	21	Adjusted Valve
WCLF0827	12/14/2021 12:16	21.1	Second Reading
WCLF0827	12/29/2021 9:24	20.7	Adjusted Valve
WCLF0827	12/29/2021 9:24	20.7	Second Reading
WCLF0827	12/29/2021 9:28	20.8	Third Reading
WCLF0827	1/13/2022 9:44	0.3	In Compliance
WCLF0827	1/27/2022 10:52	21.6	Adjusted Valve
WCLF0827	1/27/2022 10:53	21.7	Second Reading
WCLF0827	2/4/2022 9:56	0	In Compliance
WCLF0827	4/29/2022 11:51	17.7	Adjusted Valve
WCLF0827	4/29/2022 11:52	19.2	Second Reading
WCLF0827	4/30/2022 8:38	20.2	Adjusted Valve
WCLF828A	3/31/2022 10:54	8.5	Adjusted Valve
WCLF828A	4/8/2022 12:35	2.5	In Compliance
WCLF0829	3/31/2022 11:02	6.9	Adjusted Valve
WCLF0829	4/8/2022 12:37	1.9	In Compliance

**Table 4. Wells with Oxygen Exceedances  
West Contra Costa Sanitary Landfill, Richmond, California  
(November 1, 2021 through April 30, 2022)**

Well ID	Date and Time	Oxygen (%)	Comments
WCLF0829	4/30/2022 9:59	18.5	Adjusted Valve
WCLF0829	4/30/2022 10:02	18.5	Second Reading
WCLF0832	1/12/2022 10:30	20.2	Adjusted Valve
WCLF0832	1/12/2022 10:31	18.9	Second Reading
WCLF0832	1/18/2022 11:55	20.4	Adjusted Valve
WCLF0832	1/18/2022 11:55	20.4	Second Reading
WCLF0832	1/18/2022 11:55	20.5	Third Reading
WCLF0832	2/5/2022 11:24	1.9	In Compliance
WCLF0832	3/3/2022 13:08	17.7	Adjusted Valve
WCLF0832	3/3/2022 13:08	18.2	Second Reading
WCLF0832	3/17/2022 12:52	11.5	Adjusted Valve
WCLF0832	4/2/2022 13:12	0.9	In Compliance
WCLF0833	11/16/2021 10:48	8.4	Adjusted Valve
WCLF0833	11/16/2021 10:48	8.2	Second Reading
WCLF0833	11/30/2021 14:00	1.9	In Compliance
WCLF0833	12/14/2021 12:42	13.4	Adjusted Valve
WCLF0833	12/14/2021 12:43	13	Second Reading
WCLF0833	1/7/2022 11:08	2.3	In Compliance
WCLF0833	1/27/2022 11:50	12.3	Adjusted Valve
WCLF0833	1/27/2022 11:50	12.3	Second Reading
WCLF0833	2/4/2022 10:45	15.5	Adjusted Valve
WCLF0833	2/19/2022 12:59	0	In Compliance
WCLF0833	3/12/2022 9:17	10.1	Adjusted Valve
WCLF0833	3/12/2022 9:19	9.9	Second Reading
WCLF0833	3/17/2022 12:15	2.7	In Compliance
WCLF0835	11/15/2021 13:31	16.7	Adjusted Valve
WCLF0835	11/15/2021 13:32	21.3	Second Reading
WCLF0835	11/30/2021 11:59	19.3	Adjusted Valve
WCLF0835	11/30/2021 12:00	19.5	Second Reading
WCLF0835	12/14/2021 12:53	21.3	Adjusted Valve
WCLF0835	12/14/2021 12:53	21.4	Second Reading
WCLF0835	1/13/2022 10:44	20.6	Well was decommissioned due to poor gas quality
WCLF0837	1/27/2022 11:32	6.4	Adjusted Valve
WCLF0837	1/27/2022 11:33	6.3	Second Reading
WCLF0837	2/4/2022 10:34	0.1	In Compliance



**Table 4. Wells with Oxygen Exceedances  
West Contra Costa Sanitary Landfill, Richmond, California  
(November 1, 2021 through April 30, 2022)**

Well ID	Date and Time	Oxygen (%)	Comments
WCLF0838	1/12/2022 12:53	5.9	Adjusted Valve
WCLF0838	1/12/2022 12:54	7.1	Second Reading
WCLF0838	1/18/2022 12:30	3.8	In Compliance
WCLF0838	2/5/2022 9:52	21.4	Adjusted Valve
WCLF0838	2/5/2022 9:53	21.4	Second Reading
WCLF0838	2/14/2022 11:23	0	In Compliance
WCLF0839	11/8/2021 13:11	14.6	Adjusted Valve
WCLF0839	11/8/2021 13:12	12.7	Second Reading
WCLF0839	11/16/2021 13:44	5.9	Adjusted Valve
WCLF0839	11/16/2021 13:45	6	Second Reading
WCLF0839	11/18/2021 11:16	20.2	Adjusted Valve
WCLF0839	11/18/2021 11:20	20.3	Second Reading
WCLF0839	12/13/2021 12:28	10.9	Adjusted Valve
WCLF0839	12/13/2021 12:29	9.2	Second Reading
WCLF0839	12/23/2021 11:38	8	Adjusted Valve
WCLF0839	12/23/2021 11:39	7.9	Second Reading
WCLF0839	1/12/2022 10:42	12.4	Adjusted Valve
WCLF0839	1/12/2022 10:42	12.4	Second Reading
WCLF0839	1/12/2022 10:44	12.2	Third Reading
WCLF0839	1/18/2022 12:04	15	Adjusted Valve
WCLF0839	1/18/2022 12:04	14.5	Second Reading
WCLF0839	2/5/2022 9:45	21.2	Adjusted Valve
WCLF0839	2/5/2022 9:46	21.2	Second Reading
WCLF0839	2/19/2022 11:16	0	In Compliance
WCLF0840	11/18/2021 11:27	11.1	Adjusted Valve
WCLF0840	11/18/2021 11:30	12.7	Second Reading
WCLF0840	11/30/2021 12:52	0	In Compliance
WCLF0840	2/5/2022 9:37	20.7	Adjusted Valve
WCLF0840	2/5/2022 9:39	20.6	Second Reading
WCLF0840	2/14/2022 11:28	0	In Compliance
WCLF0842	11/18/2021 11:37	20.4	Adjusted Valve
WCLF0842	11/18/2021 11:38	20.5	Second Reading
WCLF0842	11/30/2021 12:58	0.4	In Compliance
WCLF0842	1/12/2022 10:51	5.2	Adjusted Valve
WCLF0842	1/12/2022 10:52	4.1	In Compliance
WCLF0842	2/5/2022 9:32	14.6	Adjusted Valve

**Table 4. Wells with Oxygen Exceedances  
West Contra Costa Sanitary Landfill, Richmond, California  
(November 1, 2021 through April 30, 2022)**

<b>Well ID</b>	<b>Date and Time</b>	<b>Oxygen (%)</b>	<b>Comments</b>
WCLF0842	2/5/2022 9:33	14.5	Second Reading
WCLF0842	2/14/2022 11:30	16.6	Adjusted Valve
WCLF0842	2/14/2022 11:31	17.1	Second Reading
WCLF0842	2/19/2022 10:52	3.9	In Compliance
WCLF0843	11/18/2021 11:45	9.4	Adjusted Valve
WCLF0843	11/18/2021 11:47	8.1	Second Reading
WCLF0843	11/30/2021 13:00	0	In Compliance
WCLF0843	2/5/2022 9:25	21.2	Adjusted Valve
WCLF0843	2/5/2022 9:26	21.2	Second Reading
WCLF0843	2/14/2022 11:37	0.1	In Compliance
WCLF0844	11/8/2021 13:23	19.4	Adjusted Valve
WCLF0844	11/8/2021 13:24	19.6	Second Reading
WCLF0844	11/16/2021 13:48	19.9	Adjusted Valve
WCLF0844	11/16/2021 13:49	20	Second Reading
WCLF0844	11/18/2021 11:55	20.3	Adjusted Valve
WCLF0844	11/18/2021 11:57	20.6	Second Reading
WCLF0844	12/13/2021 12:42	6.2	Adjusted Valve
WCLF0844	12/13/2021 12:43	4.2	In Compliance
WCLF0844	12/23/2021 11:51	6.8	Adjusted Valve
WCLF0844	12/23/2021 11:52	8.3	Second Reading
WCLF0844	1/7/2022 10:32	0	In Compliance
WCLF0844	1/18/2022 12:15	20.8	Adjusted Valve
WCLF0844	1/18/2022 12:16	21	Second Reading
WCLF0844	2/4/2022 9:11	1.2	In Compliance
WCLF0845	11/4/2021 10:12	5.4	Adjusted Valve
WCLF0845	11/4/2021 10:13	5.7	Second Reading
WCLF0845	11/8/2021 13:54	6.6	Adjusted Valve
WCLF0845	11/8/2021 13:54	6.5	Second Reading
WCLF0845	11/18/2021 12:10	20.4	Adjusted Valve
WCLF0845	11/18/2021 12:12	17.2	Second Reading
WCLF0845	12/13/2021 10:16	0.4	In Compliance
WCLF0845	2/5/2022 9:17	7.1	Adjusted Valve
WCLF0845	2/5/2022 9:18	6.9	Second Reading
WCLF0845	2/14/2022 11:44	1.6	In Compliance
WCLF0846	11/18/2021 12:18	14.4	Adjusted Valve
WCLF0846	11/18/2021 12:20	15.7	Second Reading

**Table 4. Wells with Oxygen Exceedances  
West Contra Costa Sanitary Landfill, Richmond, California  
(November 1, 2021 through April 30, 2022)**

Well ID	Date and Time	Oxygen (%)	Comments
WCLF0846	11/30/2021 13:11	0	In Compliance
WCLF0847	4/2/2022 9:38	5.6	Adjusted Valve
WCLF0847	4/16/2022 10:14	7.1	Second Reading
WCLF0847	4/16/2022 10:21	6.9	Adjusted Valve
WCLF0848	2/5/2022 8:57	5	Adjusted Valve
WCLF0848	2/5/2022 8:58	5	Second Reading
WCLF0848	2/14/2022 11:48	0	In Compliance
WCLF0849	11/18/2021 12:44	16.9	Adjusted Valve
WCLF0849	11/18/2021 12:47	13.9	Second Reading
WCLF0849	11/30/2021 13:43	0	In Compliance
WCLF0849	1/27/2022 13:15	5.5	Adjusted Valve
WCLF0849	1/27/2022 13:15	5.7	Second Reading
WCLF0849	2/4/2022 9:22	0.3	In Compliance
WCLF0850	1/12/2022 13:53	21	Adjusted Valve
WCLF0850	1/12/2022 13:54	21.1	Second Reading
WCLF0850	1/18/2022 12:51	18.7	Adjusted Valve
WCLF0850	1/18/2022 13:03	21.2	Second Reading
WCLF0850	2/5/2022 8:49	7.6	Adjusted Valve
WCLF0850	2/5/2022 8:50	7.5	Second Reading
WCLF0850	2/19/2022 10:02	0	In Compliance
WCLF0851	11/18/2021 10:17	11.2	Adjusted Valve
WCLF0851	11/18/2021 10:19	11.6	Second Reading
WCLF0851	11/30/2021 13:40	0	In Compliance
WCLF0853	2/5/2022 8:31	8.6	Adjusted Valve
WCLF0853	2/5/2022 8:32	8.7	Second Reading
WCLF0853	2/14/2022 12:10	0	In Compliance
WCLF0855	11/18/2021 8:13	13.7	Adjusted Valve
WCLF0855	11/18/2021 8:15	11.5	Second Reading
WCLF0855	11/30/2021 13:33	0	In Compliance
WCLF0855	2/5/2022 8:20	19.5	Adjusted Valve
WCLF0855	2/5/2022 8:21	19.4	Second Reading
WCLF0855	2/14/2022 12:13	0	In Compliance
WCLF0857	4/16/2022 8:38	7.7	Adjusted Valve

**Table 4. Wells with Oxygen Exceedances  
West Contra Costa Sanitary Landfill, Richmond, California  
(November 1, 2021 through April 30, 2022)**

<b>Well ID</b>	<b>Date and Time</b>	<b>Oxygen (%)</b>	<b>Comments</b>
WCLF0857	4/26/2022 15:54	6.9	Second Reading
WCLF828A	3/31/2022 10:54	8.5	Adjusted Valve
WCLF828A	4/8/2022 12:35	2.5	In Compliance
<b>WCLFH01B</b>	11/15/2021 11:20	17.9	Adjusted Valve
<b>WCLFH01B</b>	11/15/2021 11:22	19.6	Second Reading
<b>WCLFH01B</b>	11/30/2021 12:27	16.4	Adjusted Valve
<b>WCLFH01B</b>	11/30/2021 12:28	14.5	In Compliance
<b>WCLFH01B</b>	12/14/2021 11:31	17.8	Adjusted Valve
<b>WCLFH01B</b>	12/14/2021 11:32	17.2	Second Reading
<b>WCLFH01B</b>	12/29/2021 14:25	19.2	Adjusted Valve
<b>WCLFH01B</b>	12/29/2021 14:27	19.4	Second Reading
<b>WCLFH01B</b>	1/13/2022 9:04	16.9	Adjusted Valve
<b>WCLFH01B</b>	1/13/2022 9:05	18.2	Second Reading
<b>WCLFH01B</b>	1/27/2022 12:31	18.3	Adjusted Valve
<b>WCLFH01B</b>	1/27/2022 12:32	19	Second Reading
<b>WCLFH01B</b>	2/4/2022 11:07	17.4	Adjusted Valve
<b>WCLFH01B</b>	2/4/2022 11:08	18.2	Second Reading
<b>WCLFH01B</b>	2/26/2022 14:16	19.2	Adjusted Valve
<b>WCLFH01B</b>	2/26/2022 14:16	18.8	Second Reading
<b>WCLFH01B</b>	3/17/2022 12:39	11.7	In Compliance
<b>WCLFH02A</b>	4/8/2022 12:50	17.9	Adjusted Valve
<b>WCLFH02A</b>	4/8/2022 12:51	19.2	Second Reading
<b>WCLFH02A</b>	4/29/2022 11:55	19.6	Adjusted Valve
<b>WCLFH02A</b>	4/29/2022 11:57	19.6	Second Reading
<b>WCLFH02A</b>	4/30/2022 8:54	20.1	Adjusted Valve
<b>WCLFH02A</b>	4/30/2022 9:21	20.4	Second Reading
<b>WCLFH02B</b>	11/30/2021 12:34	18.9	Adjusted Valve
<b>WCLFH02B</b>	11/30/2021 12:36	19.3	Second Reading
<b>WCLFH02B</b>	12/9/2021 13:16	20.3	Adjusted Valve
<b>WCLFH02B</b>	12/9/2021 13:17	20.4	Second Reading
<b>WCLFH02B</b>	12/14/2021 11:38	20.1	Adjusted Valve
<b>WCLFH02B</b>	12/14/2021 11:39	20.2	Second Reading
<b>WCLFH02B</b>	1/13/2022 8:56	12.3	In Compliance
<b>WCLFH02B</b>	1/27/2022 12:37	21	Adjusted Valve
<b>WCLFH02B</b>	1/27/2022 12:38	21	Second Reading
<b>WCLFH02B</b>	2/4/2022 11:13	20.2	Adjusted Valve
<b>WCLFH02B</b>	2/26/2022 14:04	20.1	Adjusted Valve

**Table 4. Wells with Oxygen Exceedances  
West Contra Costa Sanitary Landfill, Richmond, California  
(November 1, 2021 through April 30, 2022)**

<b>Well ID</b>	<b>Date and Time</b>	<b>Oxygen (%)</b>	<b>Comments</b>
<i>WCLFH02B</i>	2/26/2022 14:05	19.9	Second Reading
<i>WCLFH02B</i>	3/7/2022 14:26	19.4	Adjusted Valve
<i>WCLFH02B</i>	3/31/2022 9:51	4.7	In Compliance
<i>WCLFH03A</i>	4/29/2022 12:04	17.2	Adjusted Valve
<i>WCLFH03A</i>	4/29/2022 12:05	18.8	Second Reading
<i>WCLFH03A</i>	4/30/2022 9:48	13.9	In Compliance
<i>WCLFH04A</i>	4/29/2022 12:10	16.9	Adjusted Valve
<i>WCLFH04A</i>	4/29/2022 12:11	19.1	Second Reading
<i>WCLFH04A</i>	4/30/2022 9:43	4.5	In Compliance
<i>WCLFH05A</i>	11/16/2021 10:42	19.9	(Initial Exceedance was on 10/25/21) Adjusted Valve
<i>WCLFH05A</i>	11/16/2021 10:44	19.9	Second Reading
<i>WCLFH05A</i>	11/30/2021 14:05	19.2	Adjusted Valve
<i>WCLFH05A</i>	11/30/2021 14:06	19	Second Reading
<i>WCLFH05A</i>	12/14/2021 12:36	20.5	Adjusted Valve
<i>WCLFH05A</i>	12/14/2021 12:37	20.5	Second Reading
<i>WCLFH05A</i>	1/13/2022 10:23	14.6	In Compliance
<i>WCLFH05A</i>	1/27/2022 11:56	20.5	Adjusted Valve
<i>WCLFH05A</i>	1/27/2022 11:57	20.4	Second Reading
<i>WCLFH05A</i>	2/4/2022 10:43	16.1	Adjusted Valve
<i>WCLFH05A</i>	2/19/2022 13:08	20.1	Adjusted Valve
<i>WCLFH05A</i>	2/19/2022 13:18	19.5	Second Reading
<i>WCLFH05A</i>	3/12/2022 9:00	19.8	Adjusted Valve
<i>WCLFH05A</i>	3/12/2022 9:01	20.1	Second Reading
<i>WCLFH05A</i>	3/27/2022 10:14	0	In Compliance
<i>WCLFH05A</i>	4/23/2022 11:10	17.2	Adjusted Valve
<i>WCLFH05A</i>	4/23/2022 11:11	18.9	Second Reading
<i>WCLFH05B</i>	2/5/2022 13:57	20.5	Adjusted Valve
<i>WCLFH05B</i>	2/5/2022 13:58	20.5	Second Reading
<i>WCLFH05B</i>	2/14/2022 12:22	19.1	Adjusted Valve
<i>WCLFH05B</i>	2/14/2022 12:23	20.3	Second Reading
<i>WCLFH05B</i>	2/25/2022 12:23	16.8	Adjusted Valve
<i>WCLFH05B</i>	2/25/2022 12:24	19.7	Second Reading
<i>WCLFH05B</i>	3/3/2022 11:59	17.1	Adjusted Valve
<i>WCLFH05B</i>	3/3/2022 11:59	19.1	Second Reading
<i>WCLFH05B</i>	3/24/2022 11:18	4.9	In Compliance
<i>WCLFH06A</i>	1/13/2022 10:25	19.6	Adjusted Valve

**Table 4. Wells with Oxygen Exceedances  
West Contra Costa Sanitary Landfill, Richmond, California  
(November 1, 2021 through April 30, 2022)**

<b>Well ID</b>	<b>Date and Time</b>	<b>Oxygen (%)</b>	<b>Comments</b>
WCLFH06A	1/13/2022 10:27	20.5	Second Reading
WCLFH06A	1/27/2022 11:52	18.8	Adjusted Valve
WCLFH06A	1/27/2022 11:53	19	Second Reading
WCLFH06A	2/4/2022 10:41	20.1	Adjusted Valve
WCLFH06A	2/4/2022 10:41	20.4	Second Reading
WCLFH06A	2/19/2022 12:53	0	In Compliance
<b>WCLFH06B</b>	11/19/2021 12:00	20.7	Adjusted Valve
<b>WCLFH06B</b>	11/19/2021 12:03	18.7	Second Reading
<b>WCLFH06B</b>	11/30/2021 14:24	8.7	In Compliance
<b>WCLFH06B</b>	12/29/2021 10:06	19.5	Adjusted Valve
<b>WCLFH06B</b>	12/29/2021 10:07	20.5	Second Reading
<b>WCLFH06B</b>	1/7/2022 10:46	0.1	In Compliance
<b>WCLFH06B</b>	1/27/2022 10:05	16.8	Adjusted Valve
<b>WCLFH06B</b>	1/27/2022 10:05	4.8	In Compliance
<b>WCLFH06B</b>	2/5/2022 14:00	20.4	Adjusted Valve
<b>WCLFH06B</b>	2/5/2022 14:01	15.8	Second Reading
<b>WCLFH06B</b>	2/14/2022 12:20	0.1	In Compliance
<b>WCLFH07A</b>	11/15/2021 13:20	19.6	Adjusted Valve
<b>WCLFH07A</b>	11/16/2021 10:51	19.8	Adjusted Valve
<b>WCLFH07A</b>	11/16/2021 10:52	19.8	Second Reading
<b>WCLFH07A</b>	12/14/2021 12:45	19	Adjusted Valve
<b>WCLFH07A</b>	12/14/2021 12:46	19.1	Second Reading
<b>WCLFH07A</b>	1/13/2022 10:34	20.3	Adjusted Valve
<b>WCLFH07A</b>	1/27/2022 11:46	17.5	Adjusted Valve
<b>WCLFH07A</b>	1/27/2022 11:47	16.8	Second Reading
<b>WCLFH07A</b>	2/19/2022 12:45	0.2	In Compliance
<b>WCLFH07A</b>	3/12/2022 9:24	16.6	Adjusted Valve
<b>WCLFH07A</b>	3/12/2022 9:33	19.6	Second Reading
<b>WCLFH07A</b>	3/17/2022 12:02	5.5	In Compliance
<b>WCLFH07A</b>	4/23/2022 10:19	20	Adjusted Valve
<b>WCLFH07A</b>	4/23/2022 10:20	7.5	In Compliance
WCLFH07B	11/4/2021 14:14	0.2	(Initial Exceedance was on 10/29/21) In Compliance
WCLFH07B	12/14/2021 10:20	11.3	Adjusted Valve

**Table 4. Wells with Oxygen Exceedances  
West Contra Costa Sanitary Landfill, Richmond, California  
(November 1, 2021 through April 30, 2022)**

<b>Well ID</b>	<b>Date and Time</b>	<b>Oxygen (%)</b>	<b>Comments</b>
WCLFH07B	12/14/2021 10:21	10.8	Second Reading
WCLFH07B	1/13/2022 11:36	19	Adjusted Valve
WCLFH07B	1/21/2022 9:10	6.3	Adjusted Valve
WCLFH07B	2/26/2022 13:12	16.8	Adjusted Valve
WCLFH07B	2/26/2022 13:13	16.6	Second Reading
WCLFH07B	3/5/2022 13:21	15.8	Adjusted Valve
WCLFH07B	3/5/2022 13:21	15.5	Second Reading
WCLFH07B	3/27/2022 8:29	0	In Compliance
WCLFH07B	4/9/2022 8:24	21	Adjusted Valve
WCLFH07B	4/9/2022 8:25	21	Second Reading
WCLFH07B	4/23/2022 8:50	20.8	Adjusted Valve
WCLFH07B	4/23/2022 8:51	20.7	Second Reading
<b>WCLFH08A</b>	4/23/2022 10:06	19.8	Adjusted Valve
<b>WCLFH08A</b>	4/23/2022 10:07	19.7	Second Reading
WCLFH09A	11/15/2021 13:36	8.5	Adjusted Valve
WCLFH09A	11/30/2021 12:03	19.7	Adjusted Valve
WCLFH09A	11/30/2021 12:04	19.7	Second Reading
WCLFH09A	12/9/2021 13:24	20.4	Adjusted Valve
WCLFH09A	12/9/2021 13:25	20.4	Second Reading
WCLFH09A	12/14/2021 12:55	21	Adjusted Valve
WCLFH09A	12/14/2021 12:56	20.7	Second Reading
WCLFH09A	1/13/2022 10:47	17.6	Adjusted Valve
WCLFH09A	1/27/2022 11:36	20.8	Adjusted Valve
WCLFH09A	1/27/2022 11:37	21.4	Second Reading
WCLFH09A	2/19/2022 12:26	0.5	In Compliance
WCLFH09A	3/12/2022 9:38	18.5	Adjusted Valve
WCLFH09A	3/12/2022 9:39	18.3	Second Reading
WCLFH09A	3/17/2022 11:52	17.5	Adjusted Valve
WCLFH09A	3/17/2022 11:53	17.2	Second Reading
WCLFH09A	4/7/2022 14:43	0.2	In Compliance
<b>WCLFH10A</b>	11/15/2021 13:42	20.9	Adjusted Valve
<b>WCLFH10A</b>	11/15/2021 13:49	21.7	Second Reading
<b>WCLFH10A</b>	11/30/2021 12:07	19.8	Adjusted Valve
<b>WCLFH10A</b>	11/30/2021 12:08	19.8	Second Reading
<b>WCLFH10A</b>	12/14/2021 12:59	21.2	Adjusted Valve
<b>WCLFH10A</b>	12/14/2021 13:00	21.1	Second Reading
<b>WCLFH10A</b>	1/13/2022 9:31	13.8	In Compliance
<b>WCLFH10A</b>	1/27/2022 11:29	20.9	Adjusted Valve

**Table 4. Wells with Oxygen Exceedances  
West Contra Costa Sanitary Landfill, Richmond, California  
(November 1, 2021 through April 30, 2022)**

<b>Well ID</b>	<b>Date and Time</b>	<b>Oxygen (%)</b>	<b>Comments</b>
<i>WCLFH10A</i>	1/27/2022 11:31	21.2	Second Reading
<i>WCLFH10A</i>	2/4/2022 10:33	19.6	Adjusted Valve
<i>WCLFH10A</i>	2/19/2022 12:18	19.4	Adjusted Valve
<i>WCLFH10A</i>	2/19/2022 12:21	20.1	Second Reading
<i>WCLFH10A</i>	3/12/2022 9:44	19.7	Adjusted Valve
<i>WCLFH10A</i>	3/12/2022 9:46	19.6	Second Reading
<i>WCLFH10A</i>	3/27/2022 9:48	0.6	In Compliance
<i>WCLFH10A</i>	4/23/2022 9:32	19.8	Adjusted Valve
<i>WCLFH10A</i>	4/23/2022 9:33	19.9	Second Reading
<i>WCLFH10B</i>	11/4/2021 8:44	17.9	(Initial Exceedance was on 9/23) Adjusted Valve
<i>WCLFH10B</i>	11/4/2021 8:45	18.7	Second Reading
<i>WCLFH10B</i>	11/19/2021 15:43	12.7	In Compliance
<i>WCLFH10B</i>	4/9/2022 8:11	20	Adjusted Valve
<i>WCLFH10B</i>	4/9/2022 8:16	20.1	Second Reading
<i>WCLFH10B</i>	4/21/2022 13:53	14.3	In Compliance
<i>WCLFR001</i>	11/2/2021 11:42	20.4	(Initial Exceedance was on 10/20/21) Adjusted Valve
<i>WCLFR001</i>	11/2/2021 11:42	20.6	Second Reading
<i>WCLFR001</i>	11/10/2021 8:34	19.2	Adjusted Valve
<i>WCLFR001</i>	11/10/2021 8:35	19.2	Second Reading
<i>WCLFR001</i>	11/16/2021 10:34	14.1	In Compliance
<i>WCLFR001</i>	12/15/2021 9:25	19	Adjusted Valve
<i>WCLFR001</i>	12/15/2021 9:26	20.2	Second Reading
<i>WCLFR001</i>	12/23/2021 8:58	0	In Compliance
<i>WCLFR001</i>	1/13/2022 9:04	15.9	Adjusted Valve
<i>WCLFR001</i>	1/13/2022 9:05	15.9	Second Reading
<i>WCLFR001</i>	1/20/2022 9:59	16.8	Adjusted Valve
<i>WCLFR001</i>	1/20/2022 10:00	17.6	Second Reading
<i>WCLFR001</i>	1/27/2022 9:53	18.4	Adjusted Valve
<i>WCLFR001</i>	1/27/2022 9:54	18.3	Second Reading
<i>WCLFR001</i>	2/3/2022 12:03	1	In Compliance
<i>WCLFR001</i>	2/17/2022 7:58	19.5	Adjusted Valve
<i>WCLFR001</i>	2/17/2022 8:00	19.7	Second Reading
<i>WCLFR001</i>	2/21/2022 8:24	0.3	In Compliance
<i>WCLFR001</i>	3/10/2022 8:49	17.8	Adjusted Valve



**Table 4. Wells with Oxygen Exceedances  
West Contra Costa Sanitary Landfill, Richmond, California  
(November 1, 2021 through April 30, 2022)**

<b>Well ID</b>	<b>Date and Time</b>	<b>Oxygen (%)</b>	<b>Comments</b>
<b>WCLFR001</b>	3/10/2022 8:54	17.1	Second Reading
<b>WCLFR001</b>	3/15/2022 13:58	0	In Compliance
<b>WCLFR001</b>	3/23/2022 12:19	18.3	Adjusted Valve
<b>WCLFR001</b>	3/23/2022 12:21	19.1	Second Reading
<b>WCLFR001</b>	3/29/2022 13:51	19.7	Adjusted Valve
<b>WCLFR001</b>	3/29/2022 13:52	19.5	Second Reading
<b>WCLFR001</b>	4/5/2022 13:39	0.2	In Compliance
<b>WCLFR001</b>	4/12/2022 14:12	18.8	Adjusted Valve
<b>WCLFR001</b>	4/12/2022 14:14	18.9	Second Reading
<b>WCLFR001</b>	4/19/2022 15:29	0.2	In Compliance
<b>WCLFR002</b>	11/2/2021 11:44	20.3	(Initial Exceedance was on 10/6/21) Adjusted Valve
<b>WCLFR002</b>	11/2/2021 11:45	20.2	Second Reading
<b>WCLFR002</b>	11/10/2021 8:38	19	Adjusted Valve
<b>WCLFR002</b>	11/10/2021 8:40	19	Second Reading
<b>WCLFR002</b>	11/16/2021 10:40	15.1	Adjusted Valve
<b>WCLFR002</b>	11/16/2021 10:42	15.3	Second Reading
<b>WCLFR002</b>	11/24/2021 15:23	0	In Compliance
<b>WCLFR002</b>	12/15/2021 9:28	19.6	Adjusted Valve
<b>WCLFR002</b>	12/15/2021 9:30	19.6	Second Reading
<b>WCLFR002</b>	12/23/2021 8:59	0	In Compliance
<b>WCLFR002</b>	12/29/2021 12:50	16.9	Adjusted Valve
<b>WCLFR002</b>	12/29/2021 12:57	17.2	Second Reading
<b>WCLFR002</b>	1/7/2022 8:16	10.2	In Compliance
<b>WCLFR002</b>	1/13/2022 9:09	19.2	Adjusted Valve
<b>WCLFR002</b>	1/13/2022 9:11	19.3	Second Reading
<b>WCLFR002</b>	1/20/2022 10:02	19.2	Adjusted Valve
<b>WCLFR002</b>	1/20/2022 10:04	20	Second Reading
<b>WCLFR002</b>	1/27/2022 9:57	19.8	Adjusted Valve
<b>WCLFR002</b>	1/27/2022 9:58	20.3	Second Reading
<b>WCLFR002</b>	2/3/2022 12:30	1.3	In Compliance
<b>WCLFR002</b>	2/10/2022 9:13	18.4	Adjusted Valve
<b>WCLFR002</b>	2/10/2022 9:14	18.3	Second Reading
<b>WCLFR002</b>	2/17/2022 8:05	18.3	Adjusted Valve
<b>WCLFR002</b>	2/17/2022 8:06	18.2	Second Reading
<b>WCLFR002</b>	2/21/2022 8:45	3.8	In Compliance

**Table 4. Wells with Oxygen Exceedances  
West Contra Costa Sanitary Landfill, Richmond, California  
(November 1, 2021 through April 30, 2022)**

Well ID	Date and Time	Oxygen (%)	Comments
<b>WCLFR002</b>	3/10/2022 9:02	19.7	Adjusted Valve
<b>WCLFR002</b>	3/10/2022 9:02	18.9	Second Reading
<b>WCLFR002</b>	3/15/2022 14:01	7.2	Adjusted Valve
<b>WCLFR002</b>	3/23/2022 12:17	3.5	In Compliance
<b>WCLFR003</b>	11/2/2021 11:47	20.3	(Initial Exceedance was on 10/20/21) Adjusted Valve
<b>WCLFR003</b>	11/2/2021 11:48	20.4	Second Reading
<b>WCLFR003</b>	11/10/2021 8:42	19.2	Adjusted Valve
<b>WCLFR003</b>	11/10/2021 8:43	19.2	Second Reading
<b>WCLFR003</b>	11/16/2021 10:45	12.9	In Compliance
<b>WCLFR003</b>	12/15/2021 9:31	19.8	Adjusted Valve
<b>WCLFR003</b>	12/15/2021 9:33	20.5	Second Reading
<b>WCLFR003</b>	12/23/2021 9:00	0	In Compliance
<b>WCLFR003</b>	1/13/2022 9:17	21.1	Adjusted Valve
<b>WCLFR003</b>	1/13/2022 9:20	21.2	Second Reading
<b>WCLFR003</b>	1/20/2022 10:06	2.8	In Compliance
<b>WCLFR003</b>	2/17/2022 8:08	20.1	Adjusted Valve
<b>WCLFR003</b>	2/17/2022 8:09	20.6	Second Reading
<b>WCLFR003</b>	2/21/2022 8:47	18.4	Adjusted Valve
<b>WCLFR003</b>	2/21/2022 8:48	18.6	Second Reading
<b>WCLFR003</b>	3/1/2022 14:06	0.2	In Compliance
<b>WCLFR003</b>	3/10/2022 9:05	19.6	Adjusted Valve
<b>WCLFR003</b>	3/10/2022 9:05	19.5	Second Reading
<b>WCLFR003</b>	3/15/2022 14:03	3.3	In Compliance
<b>WCLFR003</b>	4/12/2022 14:24	17	Adjusted Valve
<b>WCLFR003</b>	4/12/2022 14:26	19.2	Second Reading
<b>WCLFR003</b>	4/19/2022 15:37	1.2	In Compliance
<b>WCLFR004</b>	11/2/2021 11:49	20.3	(Initial Exceedance was on 9/9/21) Adjusted Valve
<b>WCLFR004</b>	11/2/2021 11:50	21.4	Second Reading
<b>WCLFR004</b>	11/10/2021 8:46	19.4	Adjusted Valve
<b>WCLFR004</b>	11/16/2021 10:48	19.3	Second Reading
<b>WCLFR004</b>	11/16/2021 10:50	19.5	Adjusted Valve
<b>WCLFR004</b>	11/24/2021 15:25	0.5	In Compliance

**Table 4. Wells with Oxygen Exceedances  
West Contra Costa Sanitary Landfill, Richmond, California  
(November 1, 2021 through April 30, 2022)**

<b>Well ID</b>	<b>Date and Time</b>	<b>Oxygen (%)</b>	<b>Comments</b>
<i>WCLFR004</i>	12/15/2021 9:35	19	Adjusted Valve
<i>WCLFR004</i>	12/15/2021 9:36	20	Second Reading
<i>WCLFR004</i>	12/23/2021 9:03	0	In Compliance
<i>WCLFR004</i>	1/20/2022 10:07	18.3	Adjusted Valve
<i>WCLFR004</i>	1/20/2022 10:08	20.4	Second Reading
<i>WCLFR004</i>	1/27/2022 10:04	17.6	Adjusted Valve
<i>WCLFR004</i>	1/27/2022 10:05	17.7	Second Reading
<i>WCLFR004</i>	2/3/2022 12:34	1.5	In Compliance
<i>WCLFR004</i>	2/17/2022 8:12	19.7	Adjusted Valve
<i>WCLFR004</i>	2/17/2022 8:12	19.6	Second Reading
<i>WCLFR004</i>	2/21/2022 8:51	19.8	Adjusted Valve
<i>WCLFR004</i>	2/21/2022 8:52	19.7	Second Reading
<i>WCLFR004</i>	3/1/2022 14:09	2.9	In Compliance
<i>WCLFR004</i>	3/10/2022 9:12	17.9	Adjusted Valve
<i>WCLFR004</i>	3/10/2022 9:12	17.5	Second Reading
<i>WCLFR004</i>	3/15/2022 14:05	1.7	In Compliance
<i>WCLFR004</i>	3/29/2022 14:01	17.7	Adjusted Valve
<i>WCLFR004</i>	3/29/2022 14:01	17.6	Second Reading
<i>WCLFR004</i>	4/5/2022 13:50	11.8	In Compliance
<i>WCLFR004</i>	4/12/2022 14:30	19.6	Adjusted Valve
<i>WCLFR004</i>	4/12/2022 14:31	19.3	Second Reading
<i>WCLFR004</i>	4/19/2022 15:39	1.2	In Compliance
<i>WCLFR005</i>	11/2/2021 12:04	19.2	(Initial Exceedance was on 10/20/21) Adjusted Valve
<i>WCLFR005</i>	11/2/2021 12:05	19	Second Reading
<i>WCLFR005</i>	11/10/2021 8:51	16.9	Adjusted Valve
<i>WCLFR005</i>	11/10/2021 8:53	17	Second Reading
<i>WCLFR005</i>	11/16/2021 10:53	14.3	In Compliance
<i>WCLFR005</i>	12/15/2021 9:43	20.7	Adjusted Valve
<i>WCLFR005</i>	12/15/2021 9:44	20.9	Second Reading
<i>WCLFR005</i>	12/23/2021 9:18	0	In Compliance
<i>WCLFR005</i>	2/17/2022 8:19	20.5	Adjusted Valve
<i>WCLFR005</i>	2/17/2022 8:20	20.5	Second Reading
<i>WCLFR005</i>	2/21/2022 8:57	0	In Compliance
<i>WCLFR005</i>	3/10/2022 9:22	19.1	Adjusted Valve

**Table 4. Wells with Oxygen Exceedances  
West Contra Costa Sanitary Landfill, Richmond, California  
(November 1, 2021 through April 30, 2022)**

<b>Well ID</b>	<b>Date and Time</b>	<b>Oxygen (%)</b>	<b>Comments</b>
<b>WCLFR005</b>	3/10/2022 9:25	18.6	Second Reading
<b>WCLFR005</b>	3/15/2022 14:18	0	In Compliance
<b>WCLFR006</b>	11/2/2021 12:07	21.7	(Initial Exceedance was on 10/20/21) Adjusted Valve
<b>WCLFR006</b>	11/2/2021 12:08	21.8	Second Reading
<b>WCLFR006</b>	11/10/2021 8:55	20.7	Adjusted Valve
<b>WCLFR006</b>	11/10/2021 8:57	20.9	Second Reading
<b>WCLFR006</b>	11/16/2021 10:57	20.9	Adjusted Valve
<b>WCLFR006</b>	11/16/2021 10:58	21	Second Reading
<b>WCLFR006</b>	11/24/2021 15:28	15.3	Adjusted Valve
<b>WCLFR006</b>	11/24/2021 15:30	15.3	Second Reading
<b>WCLFR006</b>	11/30/2021 10:38	21.1	Adjusted Valve
<b>WCLFR006</b>	11/30/2021 10:40	21.2	Second Reading
<b>WCLFR006</b>	12/7/2021 9:21	14.8	In Compliance
<b>WCLFR006</b>	12/15/2021 9:58	20.8	Adjusted Valve
<b>WCLFR006</b>	12/15/2021 9:59	20.3	Second Reading
<b>WCLFR006</b>	12/23/2021 9:06	0	In Compliance
<b>WCLFR006</b>	12/29/2021 13:16	15.5	Adjusted Valve
<b>WCLFR006</b>	12/29/2021 13:18	17.5	Second Reading
<b>WCLFR006</b>	1/7/2022 8:27	16.2	Adjusted Valve
<b>WCLFR006</b>	1/7/2022 8:31	18	Second Reading
<b>WCLFR006</b>	1/13/2022 9:35	21.1	Adjusted Valve
<b>WCLFR006</b>	1/13/2022 9:37	21	Second Reading
<b>WCLFR006</b>	1/20/2022 10:10	20.5	Adjusted Valve
<b>WCLFR006</b>	1/20/2022 10:12	21.3	Second Reading
<b>WCLFR006</b>	1/27/2022 10:12	20	Adjusted Valve
<b>WCLFR006</b>	1/27/2022 10:13	20.3	Second Reading
<b>WCLFR006</b>	2/3/2022 12:58	7.5	In Compliance
<b>WCLFR006</b>	2/10/2022 9:44	20.2	Adjusted Valve
<b>WCLFR006</b>	2/10/2022 9:45	19.9	Second Reading
<b>WCLFR006</b>	2/17/2022 8:27	20.8	Adjusted Valve
<b>WCLFR006</b>	2/17/2022 8:27	20.9	Second Reading
<b>WCLFR006</b>	2/21/2022 9:00	16.4	Adjusted Valve
<b>WCLFR006</b>	2/21/2022 9:03	20.3	Second Reading
<b>WCLFR006</b>	3/1/2022 14:18	14.8	In Compliance
<b>WCLFR006</b>	3/10/2022 9:34	20.1	Adjusted Valve
<b>WCLFR006</b>	3/10/2022 9:36	19.8	Second Reading
<b>WCLFR006</b>	3/15/2022 14:20	8.7	In Compliance

**Table 4. Wells with Oxygen Exceedances  
West Contra Costa Sanitary Landfill, Richmond, California  
(November 1, 2021 through April 30, 2022)**

<b>Well ID</b>	<b>Date and Time</b>	<b>Oxygen (%)</b>	<b>Comments</b>
<i>WCLFR006</i>	3/23/2022 12:03	16.7	Adjusted Valve
<i>WCLFR006</i>	3/23/2022 12:03	16.7	Second Reading
<i>WCLFR006</i>	3/23/2022 12:04	19.6	Third Reading
<i>WCLFR006</i>	3/29/2022 14:09	18.5	Adjusted Valve
<i>WCLFR006</i>	3/29/2022 14:10	19.4	Second Reading
<i>WCLFR006</i>	4/5/2022 14:02	16.8	Adjusted Valve
<i>WCLFR006</i>	4/5/2022 14:03	18.3	Second Reading
<i>WCLFR006</i>	4/12/2022 14:45	18.8	Adjusted Valve
<i>WCLFR006</i>	4/12/2022 14:48	20.3	Second Reading
<i>WCLFR006</i>	4/19/2022 15:56	19.9	Adjusted Valve
<i>WCLFR006</i>	4/19/2022 15:57	19.7	Second Reading
<i>WCLFR006</i>	4/26/2022 14:55	11.3	In Compliance
<i>WCLFR007</i>	11/2/2021 12:10	21.9	Adjusted Valve
<i>WCLFR007</i>	11/2/2021 12:11	21.9	Second Reading
<i>WCLFR007</i>	11/10/2021 9:26	21.3	Adjusted Valve
<i>WCLFR007</i>	11/10/2021 9:28	21.3	Second Reading
<i>WCLFR007</i>	11/16/2021 11:00	21	Adjusted Valve
<i>WCLFR007</i>	11/16/2021 11:00	21	Second Reading
<i>WCLFR007</i>	11/16/2021 11:03	21.1	Third Reading
<i>WCLFR007</i>	11/24/2021 15:32	15.1	Adjusted Valve
<i>WCLFR007</i>	11/24/2021 15:33	15.2	Second Reading
<i>WCLFR007</i>	11/30/2021 10:34	19.8	Adjusted Valve
<i>WCLFR007</i>	11/30/2021 10:36	20	Second Reading
<i>WCLFR007</i>	12/7/2021 9:17	12.4	In Compliance
<i>WCLFR007</i>	12/29/2021 13:22	20.4	Adjusted Valve
<i>WCLFR007</i>	12/29/2021 13:24	20.4	Second Reading
<i>WCLFR007</i>	1/7/2022 8:37	18.4	Adjusted Valve
<i>WCLFR007</i>	1/7/2022 8:40	18.6	Second Reading
<i>WCLFR007</i>	1/13/2022 9:42	20	Adjusted Valve
<i>WCLFR007</i>	1/13/2022 9:45	16.6	Second Reading
<i>WCLFR007</i>	1/20/2022 10:14	21.1	Adjusted Valve
<i>WCLFR007</i>	1/20/2022 10:15	21	Second Reading
<i>WCLFR007</i>	1/27/2022 10:15	20.1	Adjusted Valve
<i>WCLFR007</i>	1/27/2022 10:16	20.1	Second Reading
<i>WCLFR007</i>	2/3/2022 13:02	1.2	In Compliance
<i>WCLFR007</i>	2/17/2022 8:29	20.4	Adjusted Valve
<i>WCLFR007</i>	2/17/2022 8:30	20.4	Second Reading
<i>WCLFR007</i>	2/21/2022 9:08	1.7	In Compliance
<i>WCLFR007</i>	3/10/2022 9:38	20.8	Adjusted Valve
<i>WCLFR007</i>	3/10/2022 9:39	20.7	Second Reading

**Table 4. Wells with Oxygen Exceedances  
West Contra Costa Sanitary Landfill, Richmond, California  
(November 1, 2021 through April 30, 2022)**

<b>Well ID</b>	<b>Date and Time</b>	<b>Oxygen (%)</b>	<b>Comments</b>
<i>WCLFR007</i>	3/15/2022 14:24	0.3	In Compliance
<i>WCLFR007</i>	3/23/2022 12:07	20.7	Adjusted Valve
<i>WCLFR007</i>	3/23/2022 12:09	20.7	Second Reading
<i>WCLFR007</i>	3/29/2022 14:12	20	Adjusted Valve
<i>WCLFR007</i>	3/29/2022 14:13	20	Second Reading
<i>WCLFR007</i>	4/5/2022 14:07	0.1	In Compliance
<i>WCLFR008</i>	12/7/2021 9:14	18.3	Adjusted Valve
<i>WCLFR008</i>	12/7/2021 9:15	20.6	Second Reading
<i>WCLFR008</i>	12/15/2021 9:46	1.6	In Compliance
<i>WCLFR008</i>	2/17/2022 8:34	20.7	Adjusted Valve
<i>WCLFR008</i>	2/17/2022 8:35	20.7	Second Reading
<i>WCLFR008</i>	2/21/2022 9:11	4.3	In Compliance
<i>WCLFR008</i>	3/10/2022 9:44	20.9	Adjusted Valve
<i>WCLFR008</i>	3/10/2022 9:45	20.6	Second Reading
<i>WCLFR008</i>	3/15/2022 14:27	1.8	In Compliance
<i>WCLFR009</i>	11/2/2021 12:22	18.8	(Initial Exceedance was on 10/20/21) Adjusted Valve
<i>WCLFR009</i>	11/2/2021 12:23	19.2	Second Reading
<i>WCLFR009</i>	11/10/2021 9:36	18.8	Adjusted Valve
<i>WCLFR009</i>	11/10/2021 9:37	19	Second Reading
<i>WCLFR009</i>	11/16/2021 11:17	15.3	Adjusted Valve
<i>WCLFR009</i>	11/16/2021 11:19	15.3	Second Reading
<i>WCLFR009</i>	11/24/2021 15:36	2.7	In Compliance
<i>WCLFR009</i>	1/20/2022 10:44	17	Adjusted Valve
<i>WCLFR009</i>	1/20/2022 10:45	17.2	Second Reading
<i>WCLFR009</i>	1/27/2022 10:22	17.5	Adjusted Valve
<i>WCLFR009</i>	1/27/2022 10:24	17.2	Second Reading
<i>WCLFR009</i>	2/3/2022 13:19	0.5	In Compliance
<i>WCLFR009</i>	2/17/2022 8:40	18.2	Adjusted Valve
<i>WCLFR009</i>	2/17/2022 8:42	18.2	Second Reading
<i>WCLFR009</i>	2/21/2022 9:15	0	In Compliance
<i>WCLFR009</i>	3/10/2022 9:53	15.6	Adjusted Valve
<i>WCLFR009</i>	3/10/2022 9:54	15.6	Second Reading
<i>WCLFR009</i>	3/15/2022 14:32	18.2	Adjusted Valve
<i>WCLFR009</i>	3/15/2022 14:33	19.1	Second Reading
<i>WCLFR009</i>	3/23/2022 11:48	15.7	Adjusted Valve

**Table 4. Wells with Oxygen Exceedances  
West Contra Costa Sanitary Landfill, Richmond, California  
(November 1, 2021 through April 30, 2022)**

<b>Well ID</b>	<b>Date and Time</b>	<b>Oxygen (%)</b>	<b>Comments</b>
<i>WCLFR009</i>	3/23/2022 11:51	17	Second Reading
<i>WCLFR009</i>	3/29/2022 14:23	17.4	Adjusted Valve
<i>WCLFR009</i>	3/29/2022 14:24	17.2	Second Reading
<i>WCLFR009</i>	4/5/2022 14:47	20.2	Adjusted Valve
<i>WCLFR009</i>	4/5/2022 14:49	19.9	Second Reading
<i>WCLFR009</i>	4/12/2022 15:08	10.5	In Compliance
<i>WCLFR009</i>	4/19/2022 16:06	18.2	Adjusted Valve
<i>WCLFR009</i>	4/19/2022 16:07	19.4	Second Reading
<i>WCLFR009</i>	4/26/2022 15:17	11.8	In Compliance
<i>WCLFR010</i>	11/2/2021 12:26	16	(Initial Exceedance was on 10/20/21) Adjusted Valve
<i>WCLFR010</i>	11/2/2021 12:26	16	Second Reading
<i>WCLFR010</i>	11/10/2021 9:40	16.4	Adjusted Valve
<i>WCLFR010</i>	11/10/2021 9:41	16.4	Second Reading
<i>WCLFR010</i>	11/16/2021 11:22	11.9	In Compliance
<i>WCLFR010</i>	1/20/2022 10:48	16.9	Adjusted Valve
<i>WCLFR010</i>	1/20/2022 10:50	16.9	Second Reading
<i>WCLFR010</i>	1/27/2022 10:27	16.1	Adjusted Valve
<i>WCLFR010</i>	1/27/2022 10:28	16.1	Second Reading
<i>WCLFR010</i>	2/3/2022 13:17	1.8	In Compliance
<i>WCLFR010</i>	2/21/2022 9:21	17.1	Adjusted Valve
<i>WCLFR010</i>	2/21/2022 9:21	16.8	Second Reading
<i>WCLFR010</i>	3/1/2022 14:32	0	In Compliance
<i>WCLFR010</i>	3/29/2022 14:30	18.9	Adjusted Valve
<i>WCLFR010</i>	3/29/2022 14:31	18.9	Second Reading
<i>WCLFR010</i>	4/5/2022 14:53	14	In Compliance
<i>WCLFR010</i>	4/12/2022 15:10	16.9	Adjusted Valve
<i>WCLFR010</i>	4/12/2022 15:10	17.4	Second Reading
<i>WCLFR010</i>	4/19/2022 16:09	2.1	In Compliance
<i>WCLFR011</i>	2/17/2022 8:51	18.3	Adjusted Valve
<i>WCLFR011</i>	2/17/2022 8:52	19.9	Second Reading
<i>WCLFR011</i>	2/21/2022 9:24	1.1	In Compliance
<i>WCLFR013</i>	11/2/2021 12:41	18.9	(Initial Exceedance was on 10/20/21) Adjusted Valve
<i>WCLFR013</i>	11/2/2021 12:42	18.9	Second Reading
<i>WCLFR013</i>	11/10/2021 9:52	18.5	Adjusted Valve

**Table 4. Wells with Oxygen Exceedances  
West Contra Costa Sanitary Landfill, Richmond, California  
(November 1, 2021 through April 30, 2022)**

<b>Well ID</b>	<b>Date and Time</b>	<b>Oxygen (%)</b>	<b>Comments</b>
<b>WCLFR013</b>	11/10/2021 9:53	18.5	Second Reading
<b>WCLFR013</b>	11/16/2021 11:34	15.2	Adjusted Valve
<b>WCLFR013</b>	11/24/2021 15:42	5.6	In Compliance
<b>WCLFR013</b>	12/15/2021 11:12	18.9	Adjusted Valve
<b>WCLFR013</b>	12/15/2021 11:13	19	Second Reading
<b>WCLFR013</b>	12/23/2021 9:46	0	In Compliance
<b>WCLFR013</b>	2/17/2022 9:04	17.8	Adjusted Valve
<b>WCLFR013</b>	2/17/2022 9:05	17.8	Second Reading
<b>WCLFR013</b>	2/21/2022 9:32	0.2	In Compliance
<b>WCLFR013</b>	3/10/2022 10:11	18.7	Adjusted Valve
<b>WCLFR013</b>	3/10/2022 10:12	18.6	Second Reading
<b>WCLFR013</b>	3/15/2022 14:47	1.7	In Compliance
<b>WCLFR013</b>	3/23/2022 11:22	17.1	Adjusted Valve
<b>WCLFR013</b>	3/29/2022 14:42	8.8	In Compliance
<b>WCLFR013</b>	4/19/2022 16:15	17.5	Adjusted Valve
<b>WCLFR013</b>	4/19/2022 16:16	19.4	Second Reading
<b>WCLFR013</b>	4/26/2022 15:32	2.6	In Compliance
<b>WCLFR014</b>	11/2/2021 12:43	20.8	(Initial Exceedance was on 9/9/21) Adjusted Valve
<b>WCLFR014</b>	11/2/2021 12:44	20.8	Second Reading
<b>WCLFR014</b>	11/10/2021 9:56	19.3	Adjusted Valve
<b>WCLFR014</b>	11/10/2021 9:59	20.8	Second Reading
<b>WCLFR014</b>	11/16/2021 11:36	19.2	Adjusted Valve
<b>WCLFR014</b>	11/16/2021 11:38	18.6	Second Reading
<b>WCLFR014</b>	11/24/2021 15:43	1.7	In Compliance
<b>WCLFR014</b>	12/15/2021 11:16	17.2	Adjusted Valve
<b>WCLFR014</b>	12/15/2021 11:17	21.4	Second Reading
<b>WCLFR014</b>	12/23/2021 9:48	8.9	In Compliance
<b>WCLFR014</b>	1/13/2022 10:17	20.4	Adjusted Valve
<b>WCLFR014</b>	1/13/2022 10:23	21.2	Second Reading
<b>WCLFR014</b>	1/20/2022 11:06	15.3	Adjusted Valve
<b>WCLFR014</b>	1/20/2022 11:08	15.1	Second Reading
<b>WCLFR014</b>	1/27/2022 10:41	18.3	Adjusted Valve
<b>WCLFR014</b>	1/27/2022 10:42	18.2	Second Reading
<b>WCLFR014</b>	2/3/2022 13:37	0.1	In Compliance



**Table 4. Wells with Oxygen Exceedances  
West Contra Costa Sanitary Landfill, Richmond, California  
(November 1, 2021 through April 30, 2022)**

<b>Well ID</b>	<b>Date and Time</b>	<b>Oxygen (%)</b>	<b>Comments</b>
<b><i>WCLFR014</i></b>	2/17/2022 9:10	18.3	Adjusted Valve
<b><i>WCLFR014</i></b>	2/17/2022 9:11	18.1	Second Reading
<b><i>WCLFR014</i></b>	2/21/2022 9:35	0.6	In Compliance
<b><i>WCLFR014</i></b>	3/10/2022 10:16	20.2	Adjusted Valve
<b><i>WCLFR014</i></b>	3/10/2022 10:17	19.7	Second Reading
<b><i>WCLFR014</i></b>	3/15/2022 14:51	18.3	Adjusted Valve
<b><i>WCLFR014</i></b>	3/15/2022 14:52	17.2	Second Reading
<b><i>WCLFR014</i></b>	3/23/2022 11:25	18.2	Adjusted Valve
<b><i>WCLFR014</i></b>	3/23/2022 11:27	20.1	Second Reading
<b><i>WCLFR014</i></b>	3/29/2022 14:44	15.8	Adjusted Valve
<b><i>WCLFR014</i></b>	3/29/2022 14:45	18.6	Second Reading
<b><i>WCLFR014</i></b>	4/5/2022 15:09	17.7	Adjusted Valve
<b><i>WCLFR014</i></b>	4/5/2022 15:10	17.4	Second Reading
<b><i>WCLFR014</i></b>	4/12/2022 15:21	17.4	Adjusted Valve
<b><i>WCLFR014</i></b>	4/12/2022 15:21	19	Second Reading
<b><i>WCLFR014</i></b>	4/19/2022 16:18	13.5	In Compliance

Note: All required corrective action and monitoring was completed in accordance with Rule 8-34 and NSPS timelines.

Wells in ***bold italics*** indicate wells with a 15% higher operating value (HOV) for oxygen pursuant to Permit Condition Number 20754 Part 2(c)(ii) and Condition Number 25293 Part 7(d)(iii)

**Table 5. Wells with Temperature Exceedances  
West Contra Costa Sanitary Landfill, Richmond, California  
(November 1, 2021 through April 30, 2022)**

Well ID	Date and Time	Initial Temp [°F]	Adjusted Temp [°F]	Comments
There were no temperature exceedances during this reporting period.				


## Appendix A – Responsible Official Certification Form

**Certification of Truth and Accuracy and Completeness:**

I certify the following:

Based on the information and belief formed after reasonable inquiry, the information in this document are true, accurate, and complete:

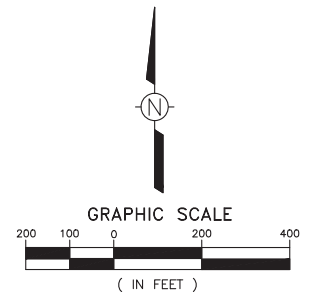
  
\_\_\_\_\_  
Signature of Responsible Official

  
\_\_\_\_\_  
Date

Rob Sherman  
\_\_\_\_\_  
Name of Responsible Official

## Appendix B – Existing GCCS Layout

E 1453500 E 1454000 E 1454500 E 1455000 E 1455500 E 1456000 E 1456500 E 1457000 E 1457500 E 1458000



SEE SHEET 3

SEE SHEET 4

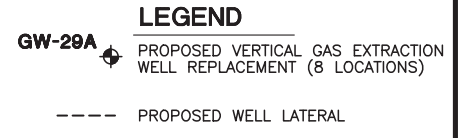
Well to be decommissioned per 2/5/2018 notification letter.

Well was decommissioned per 6/20/2017 notification letter

Well was decommissioned per 6/20/2017 notification letter

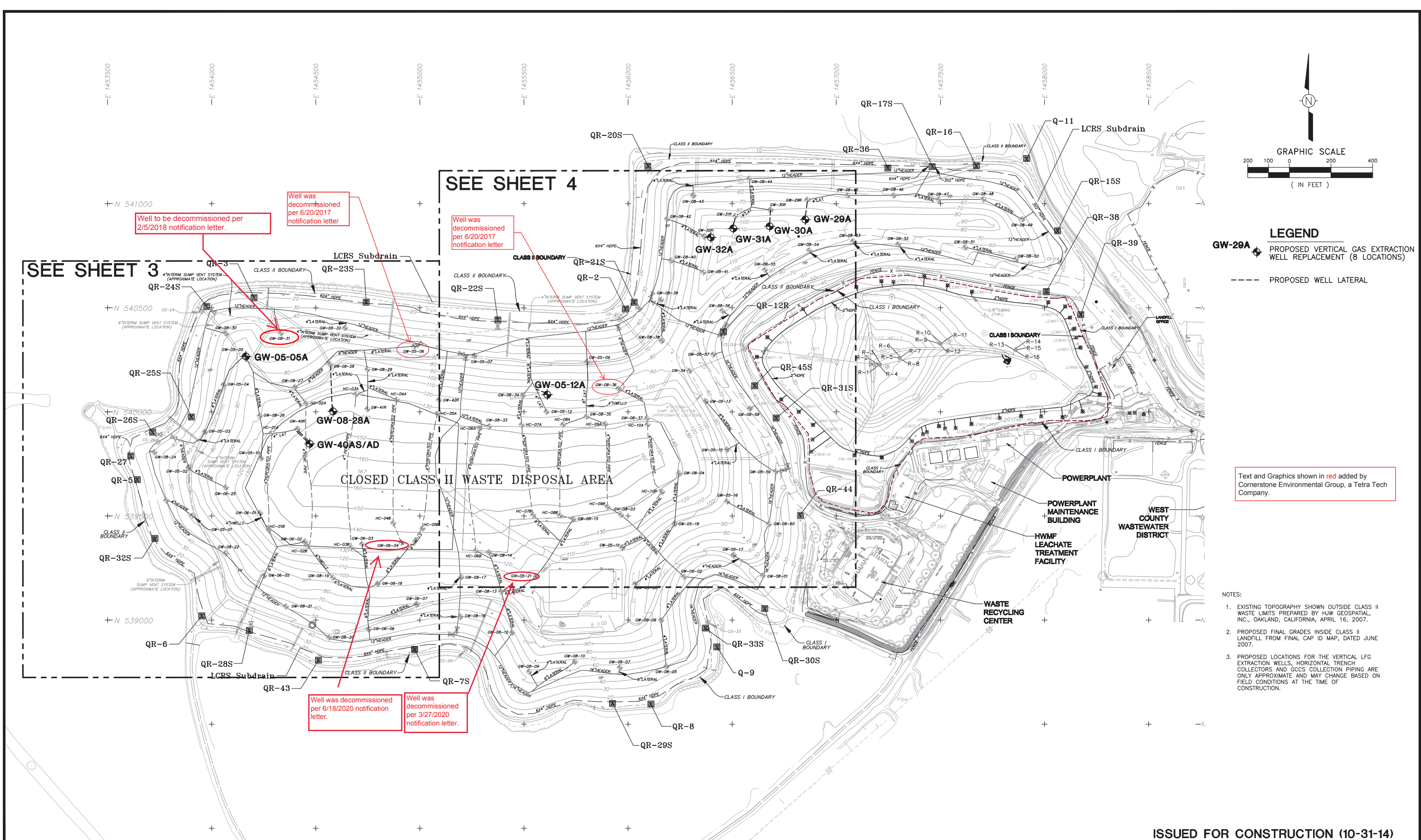
Well was decommissioned per 6/18/2020 notification letter.

Well was decommissioned per 3/27/2020 notification letter.



Text and Graphics shown in red added by Cornerstone Environmental Group, a Tetra Tech Company.

- NOTES:
- EXISTING TOPOGRAPHY SHOWN OUTSIDE CLASS II WASTE LIMITS PREPARED BY HJM GEOSPATIAL, INC., OAKLAND, CALIFORNIA, APRIL 16, 2007.
  - PROPOSED FINAL GRADES INSIDE CLASS II LANDFILL FROM FINAL CAP ID MAP, DATED JUNE 2007.
  - PROPOSED LOCATIONS FOR THE VERTICAL LFG EXTRACTION WELLS, HORIZONTAL TRENCH COLLECTORS AND GGCS COLLECTION PIPING ARE ONLY APPROXIMATE AND MAY CHANGE BASED ON FIELD CONDITIONS AT THE TIME OF CONSTRUCTION.



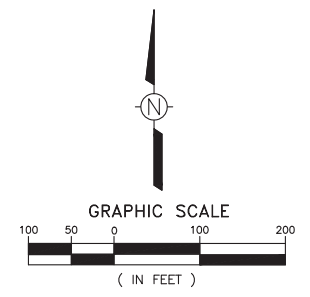
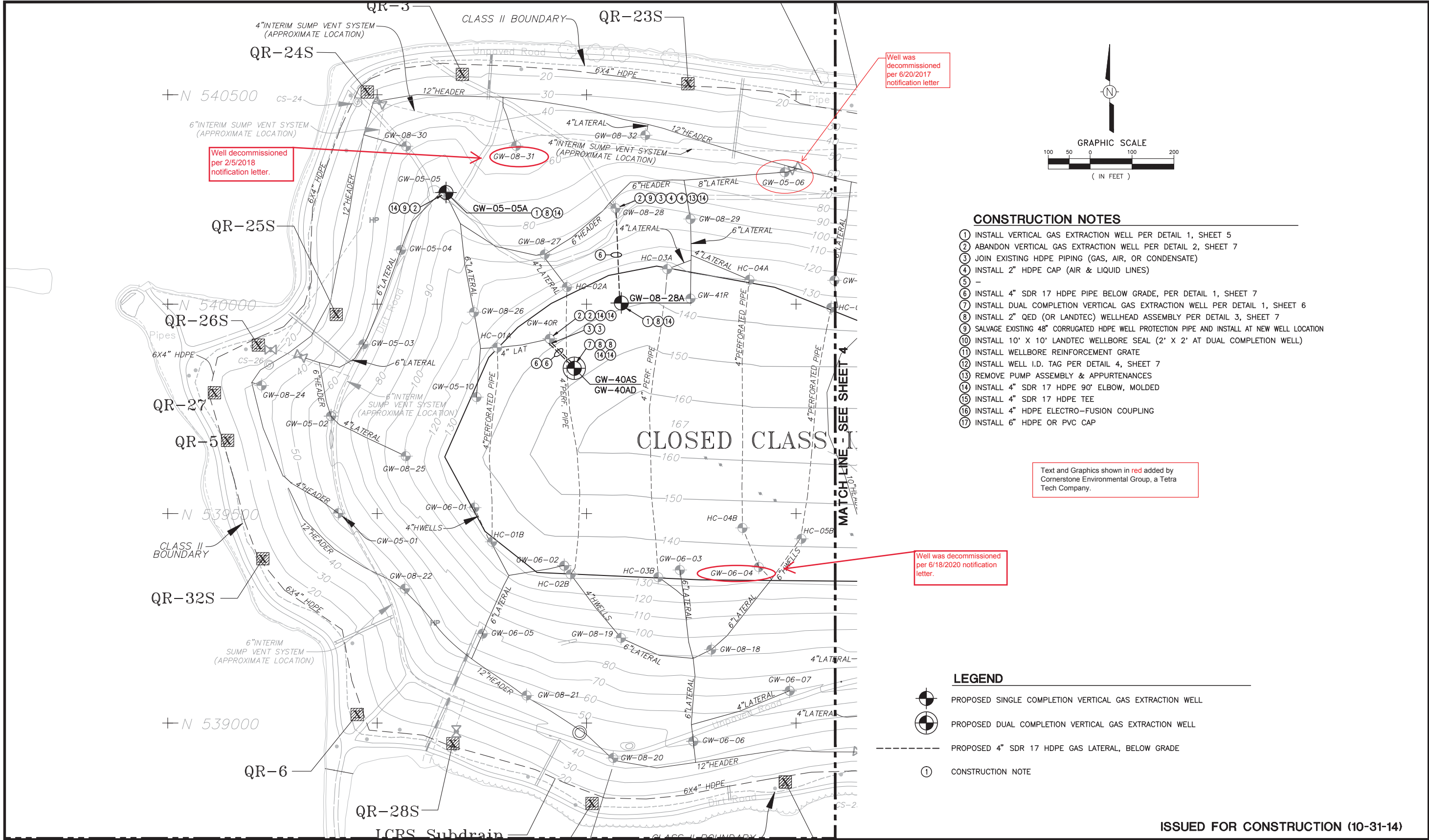
ISSUED FOR CONSTRUCTION (10-31-14)

NO.	REVISION DESCRIPTION	BY:

WASTE COLLECTION • RECYCLING • TRANSFER • DISPOSAL

1360 Valley View Drive, Diamond Bar, CA 91765  
TEL 909.860.7777 FAX 909.860.8017

WEST CONTRA COSTA COUNTY LANDFILL		
2014 GAS SYSTEM IMPROVEMENTS		
SITE PLAN AND INDEX TO PLAN SHEETS		
DESIGNED BY : RSI/SNA	SCALE : AS SHOWN	
DRAWN BY : S. ANGUS	DATE : 10/31/14	FILE NO.: 02-02-0131XM
CHECKED BY : E. TJENSVOLD	DATE : 10/31/14	
APPROVED BY : G. GLASSER	DATE : 10/31/14	SHEET 2 OF 7



**CONSTRUCTION NOTES**

- ① INSTALL VERTICAL GAS EXTRACTION WELL PER DETAIL 1, SHEET 5
- ② ABANDON VERTICAL GAS EXTRACTION WELL PER DETAIL 2, SHEET 7
- ③ JOIN EXISTING HDPE PIPING (GAS, AIR, OR CONDENSATE)
- ④ INSTALL 2" HDPE CAP (AIR & LIQUID LINES)
- ⑤ -
- ⑥ INSTALL 4" SDR 17 HDPE PIPE BELOW GRADE, PER DETAIL 1, SHEET 7
- ⑦ INSTALL DUAL COMPLETION VERTICAL GAS EXTRACTION WELL PER DETAIL 1, SHEET 6
- ⑧ INSTALL 2" QED (OR LANDTEC) WELLHEAD ASSEMBLY PER DETAIL 3, SHEET 7
- ⑨ SALVAGE EXISTING 48" CORRUGATED HDPE WELL PROTECTION PIPE AND INSTALL AT NEW WELL LOCATION
- ⑩ INSTALL 10' X 10' LANDTEC WELLBORE SEAL (2' X 2' AT DUAL COMPLETION WELL)
- ⑪ INSTALL WELLBORE REINFORCEMENT GRATE
- ⑫ INSTALL WELL I.D. TAG PER DETAIL 4, SHEET 7
- ⑬ REMOVE PUMP ASSEMBLY & APPURTENANCES
- ⑭ INSTALL 4" SDR 17 HDPE 90° ELBOW, MOLDED
- ⑮ INSTALL 4" SDR 17 HDPE TEE
- ⑯ INSTALL 4" HDPE ELECTRO-FUSION COUPLING
- ⑰ INSTALL 6" HDPE OR PVC CAP

Text and Graphics shown in red added by Cornerstone Environmental Group, a Tetra Tech Company.

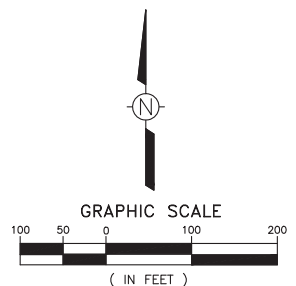
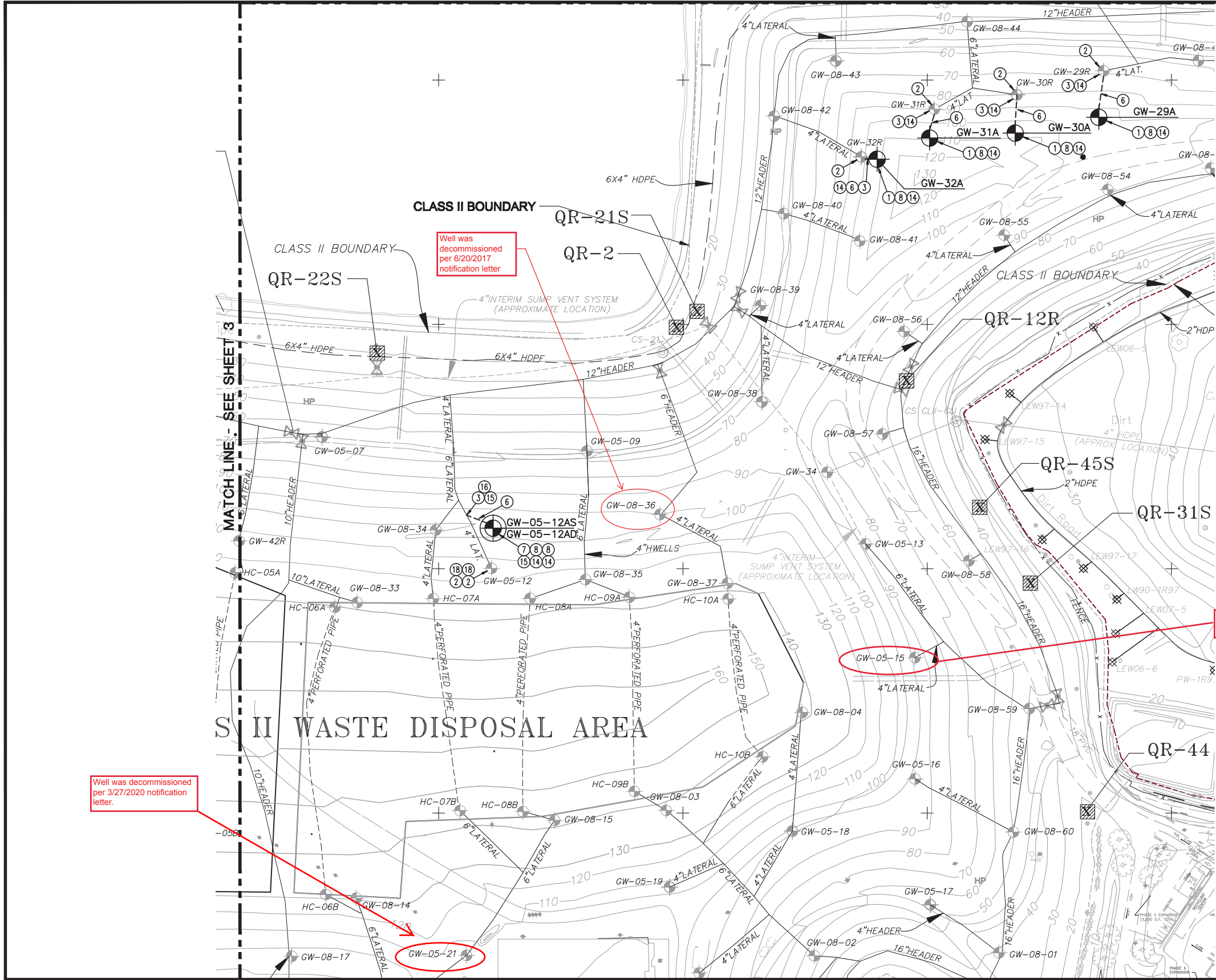
**LEGEND**

- PROPOSED SINGLE COMPLETION VERTICAL GAS EXTRACTION WELL
- PROPOSED DUAL COMPLETION VERTICAL GAS EXTRACTION WELL
- PROPOSED 4" SDR 17 HDPE GAS LATERAL, BELOW GRADE
- ① CONSTRUCTION NOTE

ISSUED FOR CONSTRUCTION (10-31-14)

	<p>WASTE COLLECTION-RECYCLING-TRANSFER-DISPOSAL</p>	<p>1360 Valley Vista Drive, Diamond Bar, CA 91765 TEL. 909.860.7777 FAX 909.860.8017</p>	<p>WEST CONTRA COSTA COUNTY LANDFILL</p> <p>2014 GAS SYSTEM IMPROVEMENTS</p> <p><b>GAS SYSTEM IMPROVEMENT PLAN</b></p> <table border="1" style="width: 100%; border-collapse: collapse;"> <tr> <td>DESIGNED BY : RSI/SNA</td> <td>SCALE : AS SHOWN</td> </tr> <tr> <td>DRAWN BY : S. ANGUS</td> <td>DATE : 10/31/14</td> </tr> <tr> <td>CHECKED BY : E. TJENSVDL</td> <td>DATE : 10/31/14</td> </tr> <tr> <td>APPROVED BY : G. GLASSER</td> <td>DATE : 10/31/14</td> </tr> </table>	DESIGNED BY : RSI/SNA	SCALE : AS SHOWN	DRAWN BY : S. ANGUS	DATE : 10/31/14	CHECKED BY : E. TJENSVDL	DATE : 10/31/14	APPROVED BY : G. GLASSER	DATE : 10/31/14
DESIGNED BY : RSI/SNA	SCALE : AS SHOWN										
DRAWN BY : S. ANGUS	DATE : 10/31/14										
CHECKED BY : E. TJENSVDL	DATE : 10/31/14										
APPROVED BY : G. GLASSER	DATE : 10/31/14										
			<p>FILE NO.: 03-86-0141GSP</p> <p>SHEET <b>3</b> OF <b>7</b></p>								

NO.	REVISION DESCRIPTION	BY:



**CONSTRUCTION NOTES**

- 1 INSTALL VERTICAL GAS EXTRACTION WELL PER DETAIL 1, SHEET 5
- 2 ABANDON VERTICAL GAS EXTRACTION WELL PER DETAIL 2, SHEET 7
- 3 JOIN EXISTING HDPE PIPING (GAS, AIR, OR CONDENSATE)
- 4 INSTALL 2" HDPE CAP (AIR & LIQUID LINES)
- 5 -
- 6 INSTALL 4" SDR 17 HDPE PIPE BELOW GRADE, PER DETAIL 1, SHEET 7
- 7 INSTALL DUAL COMPLETION VERTICAL GAS EXTRACTION WELL PER DETAIL 1, SHEET 6
- 8 INSTALL 2" QED (OR LANDTEC) WELLHEAD ASSEMBLY PER DETAIL 3, SHEET 7
- 9 SALVAGE EXISTING 48" CORRUGATED HDPE WELL PROTECTION PIPE AND INSTALL AT NEW WELL LOCATION
- 10 INSTALL 10' X 10' LANDTEC WELLBORE SEAL (2' X 2' AT DUAL COMPLETION WELL)
- 11 INSTALL WELLBORE REINFORCEMENT GRATE
- 12 INSTALL WELL I.D. TAG PER DETAIL 4, SHEET 7
- 13 REMOVE PUMP ASSEMBLY & APPURTENANCES
- 14 INSTALL 4" SDR 17 HDPE 90° ELBOW, MOLDED
- 15 INSTALL 4" SDR 17 HDPE TEE
- 16 INSTALL 4" HDPE ELECTRO-FUSION COUPLING
- 17 INSTALL 6" HDPE OR PVC CAP

Text and Graphics shown in red added by Cornerstone Environmental Group, a Tetra Tech Company.

Well was decommissioned per 6/29/2021 notification letter

Well was decommissioned per 3/27/2020 notification letter.

**LEGEND**

- PROPOSED SINGLE COMPLETION VERTICAL GAS EXTRACTION WELL
- PROPOSED DUAL COMPLETION VERTICAL GAS EXTRACTION WELL
- PROPOSED 4" SDR 17 HDPE GAS LATERAL, BELOW GRADE
- CONSTRUCTION NOTE

ISSUED FOR CONSTRUCTION (10-31-14)

WEST CONTRA COSTA COUNTY LANDFILL  
2014 GAS SYSTEM IMPROVEMENTS  
**GAS SYSTEM IMPROVEMENT PLAN**

DESIGNED BY : RSI/SNA	SCALE : AS SHOWN
DRAWN BY : S. ANGUS	DATE : 10/31/14
CHECKED BY : E. TJENSVD	DATE : 10/31/14
APPROVED BY : G. GLASSER	DATE : 10/31/14

NO.	REVISION DESCRIPTION	BY:



WASTE COLLECTION-RECYCLING-TRANSFER-DISPOSAL



1360 Valley Vista Drive, Diamond Bar, CA 91765  
TEL. 909.860.7777 FAX 909.860.8017



## Appendix C – LFGTE Facility Downtime Logs

**S-6 Engine Downtime**  
**West Contra Costa Sanitary Landfill**  
**(November 1, 2021 through April 30, 2022)**

<b>Shutdown Date/Time*</b>	<b>Startup Date/Time</b>	<b>Duration (Hours)</b>	<b>Reason for Downtime</b>
11/1/2021 0:00	11/1/2021 8:54	8.90	Low temperature
11/1/2021 9:10	11/1/2021 9:12	0.03	Low temperature
11/1/2021 19:18	11/2/2021 5:52	10.57	Low temperature
11/3/2021 1:50	11/3/2021 5:50	4.00	Low temperature
11/6/2021 15:12	11/8/2021 5:26	38.23	Low temperature
11/21/2021 20:04	1/14/2022 10:56	1286.87	Low temperature; Blower Failure
1/14/2022 11:10	1/14/2022 11:18	0.13	Low temperature
1/14/2022 12:00	1/17/2022 9:16	69.27	Low temperature
1/18/2022 8:26	1/18/2022 8:46	0.33	Low temperature
1/18/2022 19:40	1/19/2022 7:16	11.60	Low temperature
1/19/2022 7:24	1/19/2022 7:50	0.43	Low temperature
1/21/2022 0:56	5/1/2022 0:00	2399.07	Mechanical failure; Out of Service Pending Overhaul
<b>TOTAL DOWNTIME (HOURS):</b>		<b>3829.43</b>	

\*The S-6 Engine was offline at the beginning and end of the reporting period. For reporting purposes, the shutdown was calculated as having begun on November 1, 2021 at 00:00 and ended on May 1, 2022 at 00:00.

**S-5 Engine Downtime**  
**West Contra Costa Sanitary Landfill**  
**(November 1, 2021 through April 30, 2022)**

Shutdown Date/Time*	Startup Date/Time	Duration (Hours)	Reason for Downtime
11/1/2021 0:00	5/1/2022 0:00	4344.00	See note below
<b>TOTAL DOWNTIME (HOURS):</b>		<b>4344.00</b>	

\*The S-5 engine has been out of service since December 2017; and therefore, did not operate during the reporting period.

**S-37 Engine Downtime**  
**West Contra Costa Sanitary Landfill**  
**(November 1, 2021 through April 30, 2022)**

Shutdown Date/Time*	Startup Date/Time	Duration (Hours)	Reason for Downtime
11/1/2021 0:00	5/1/2022 0:00	4344.00	See note below
<b>TOTAL DOWNTIME (HOURS):</b>		<b>4344.00</b>	

\*The S-37 engine engine is no longer able to operate due to a catastrophic failure which occurred in March 2018; and therefore, did not operate during the reporting period.

## Appendix D – Surface Emission and GCCS Component Leak Monitoring Results

March 10, 2021  
Project No. 07219040.00

Mr. Ed Baquerizo  
Republic Services, Inc.  
1 Parr Boulevard  
Richmond, California 94801

Subject: West Contra Costa County Landfill – Richmond, California  
Landfill Methane Rule (LMR) and New Source Performance Standards (NSPS)  
Surface Emissions Monitoring for Fourth Quarter 2021.

Dear Mr. Baquerizo:

SCS Field Services (SCS-FS) is pleased to provide the Republic Services, with the enclosed report summarizing the surface emissions monitoring services provided at the Closed West Contra Costa Sanitary Landfill (Site) during the fourth quarter 2021. This report includes the results of surface scan, component emissions and blower/flare station emissions monitoring for the Site for this monitoring period.

SCS-FS appreciates the opportunity to be of assistance to Republic Services on this project. As you review the enclosed information, please contact Michael Flanagan at (925) 421-9768 or Whitney Stackhouse (209) 338-7990 if you have any questions or comments.

Sincerely,



Whitney M. Stackhouse  
Project Manager  
SCS Field Services



Michael Flanagan  
Project Manager  
SCS Field Services

WS

cc: Enclosure Sean Bass, SCS Field Services  
Art Jones, SCS Field Services

# West Contra Costa County Landfill

## Landfill Methane Rule (LMR) and New Source Performance Standards (NSPS) Surface Emissions Monitoring

### Fourth Quarter 2021

Presented to:



Mr. Ed Baquerizo  
Republic Services, Inc.  
1 Parr Boulevard  
Richmond, California 94801

**SCS FIELD SERVICES**

File No. 07219040.00 | March 10, 2021

SCS FIELD SERVICES  
4730 Enterprise Way  
Modesto, CA 95356

# West Contra Costa County Landfill

## Landfill Methane Rule (LMR) and New Source Performance Standards (NSPS) Surface Emissions Monitoring Fourth Quarter 2021

### INTRODUCTION

This letter provides results of the October 8 and 11, 2021, LMR and NSPS landfill surface emissions monitoring (SEM) performed by SCS Field Services (SCS) at the closed West Contra Costa County Landfill. All work was performed in accordance with our approved Work Scope dated September 13, 2018, and the LMR requirements.

### SUMMARY AND CONCLUSIONS

On October 8 and 11, 2021, instantaneous and integrated surface emissions monitoring was performed over the surface of the site. Testing results indicated no uncorrectable exceedances of the LMR and NSPS instantaneous threshold limit of 500 parts per million by volume (ppmv), or the integrated average of 25 ppmv as required by the LMR, above background. Based on these monitoring results no further follow up testing was required.

On October 8 and 11, 2021, SCS performed fourth quarter 2021 surface emissions monitoring testing as required by the Bay Area Air Quality Management District (BAAQMD). Instantaneous surface emissions monitoring results indicated no locations exceeded the 500 ppmv maximum concentration on the above-mentioned date (Table 1 in Attachment 3). Based on these monitoring results no follow up testing was required.

Also, during the instantaneous monitoring event, SCS performed integrated monitoring of the landfill surface. As required by the LMR, the landfill was divided into 50,000 square foot areas. The West Contra Costa County Landfill surface area was divided into 165 grids, as shown on Figure 1 in Attachment 1. During this monitoring event, several grids were not monitored, in accordance with the regulations, due to ongoing active composting activities, unsafe conditions, or there was no waste in place prior to the monitoring event.

During the monitoring event, there were no areas observed to exceed the LMR integrated average of 25 ppmv (Table 2 in Attachment 4). Based on these monitoring results no follow up testing was required. These results are discussed in a subsequent section of this report.

In addition, quarterly monitoring of the pressurized piping or components of the Gas Collection and Control System (GCCS) that are under positive pressure must be performed. Results of the testing of the landfill gas (LFG) Blower Flare Station (BFS) pressurized pipe and components indicated that all test locations were in compliance with the 500 ppmv requirements.

Further, as required under the LMR, any location on the landfill that has an observed instantaneous methane concentration above 200 ppmv, must be stake-marked and Global Positioning System



(GPS) located on a site figure. No locations were observed to exceed the 200 ppmv threshold (Attachment 3). If concentrations exceeding 200 ppmv are observed during monitoring events, they are reported to site personnel and will be reported in the next submittal of the annual LMR report.

As stipulated in LMR, if uncorrectable exceedances within the 10-day limitation are detected or emissions are discovered during an inspection by Regulatory Agencies, the landfill must perform monitoring on a 25-foot pathway on a quarterly basis for active disposal sites. Upon completion of four consecutive SEM events without an uncorrectable exceedance of the 25 ppmv or 500 ppmv standards, other than non-repeatable momentary readings, the landfill may perform the monitoring on a 100-foot spacing on an annual basis for closed landfills or quarterly for active disposal sites. Therefore, in accordance with the rule, the site may return to annual LMR monitoring on a 100-foot spacing beginning with the 2021 calendar year. However, based on previous instantaneous monitoring results, the site is required to perform NSPS surface emissions monitoring on a 100-ft spacing on a quarterly basis.

**Finally, to help prevent potential future exceedances, SCS routinely inspects the landfill surface, and any observed areas in need of repair would be noted, and the findings sent directly to the client.**

## **BACKGROUND**

The West Contra Costa Sanitary Landfill is an inactive organic refuse disposal site. By way of background, organic materials buried in a landfill decompose anaerobically (in the absence of oxygen) producing a combustible gas, which contains approximately 50 to 60 percent methane, 40 to 50 percent carbon dioxide, and trace amounts of various other gases, some of which are odorous. The West Contra Costa Sanitary Landfill property contains a GCCS to control the combustible gases generated in the landfill that may otherwise either vent vertically to the atmosphere or migrate horizontally through subsurface soil to locations on adjacent properties.

## **SURFACE EMISSIONS MONITORING**

On October 8 and 11, 2021, the instantaneous and integrated SEM was performed over the surface of the subject site. The intent of the monitoring was to identify any specific locations or areas of the landfill surface with organic compound concentrations exceeding the LMR threshold limit values of 500 ppmv measured as methane for instantaneous monitoring, or an average methane concentration of 25 ppmv for the integrated monitoring in the 50,000 square foot grids as required under the LMR. During this event, SCS performed the annual monitoring on a 100-foot pathway in accordance with the rules as required.

## **EMISSIONS TESTING INSTRUMENTATION/CALIBRATION**

Instruments used to perform the landfill surface emission testing consisted of the following:

- Thermo Scientific TVA 2020 portable Flame Ionization Detector (FID). This instrument measures methane in air over a range of 1 to 50,000 ppmv. The TVA 2020 meets the State of California Air Resources Board (CARB) requirements for combined instantaneous and integrated monitoring and was calibrated in accordance with United States Environmental Protection Agency (US EPA) Method 21.
- Electronic Weather Anemometer with continuous recorder for meteorological conditions in accordance with the LMR.

Instrument calibration logs and weather information are shown in Attachments 5 and 6.

## **SURFACE EMISSIONS MONITORING PROCEDURES**

Surface emissions monitoring was conducted in accordance with the LMR and NSPS requirements. Monitoring was performed with the FID inlet held within 3-inches of the landfill surface while a technician walked a grid in parallel paths not more than 25 or 100-feet apart over the surface of the landfill. Cracks, holes and other cover penetrations in the surface were also tested. Surface emissions readings were monitored continuously and recorded every 5 seconds. Any areas in exceedance of the 200 or 500 ppmv standards (reporting and compliance levels, respectively) would be GPS tagged and stake-marked for on-site personnel to perform remediation or repairs.

The integrated average is based on the readings stored on the instrument, which are recorded every 5 seconds. The readings are then downloaded and the averages are calculated for each grid using SCS eTools®. All readings are maintained in this secure SCS Database. The readings are not provided in the report due to the volume of readings, but can be furnished upon request.

Recorded wind speed results are shown in Attachment 5. Wind speed averages were observed to remain below 5 miles per hour, and no instantaneous speeds exceeded 10 miles per hour. No rainfall had occurred within the 72 hour of the monitoring events. Therefore, site meteorological conditions were within the LMR requirements on the above mentioned date.

## **TESTING RESULTS**

During this event, SCS performed the quarterly monitoring on a 100-foot pathway in accordance with the rule as required under the LMR and NSPS. The intent of the monitoring was to identify any specific locations or areas of the landfill surface with organic compound concentrations exceeding the LMR or NSPS threshold limit values of 500 ppmv measured as methane for instantaneous monitoring, or an average methane concentration of 25 ppmv for the integrated monitoring (LMR).

On October 8 and 11, 2021, SCS performed fourth quarter 2021 instantaneous emissions monitoring testing as required by the BAAQMD. During this monitoring, surface emissions results indicated no locations exceeded the 500 ppmv maximum concentration. Based on these monitoring results, no additional follow up testing is required. Results of the monitoring are shown in Attachments 2 and 3 (Table 1).

Additionally, calculated integrated monitoring indicated no integrated exceedances of the 25-ppmv requirement. Results of the monitoring are shown in Attachment 4 (Table 2). Based on these monitoring results no follow up testing was required. Calibration logs for the monitoring equipment are provided in Attachment 5.

During this monitoring event, several grids were not monitored, in accordance with the LMR, due to active composting activities, unsafe conditions, heavy vegetation or no waste in place. SCS will continue to monitor all accessible locations during the quarterly 2022 monitoring event.

## **PRESSURIZED PIPE AND COMPONENT LEAK MONITORING**

On October 11, 2021, quarterly leak monitoring was performed in accordance with the LMR. SCS performed LFG pressurized pipe and component leak monitoring at the BFS. Monitoring was performed with the detector inlet held one-half of an inch from pressurized pipe and associated components. No locations exceeding the 500 ppmv threshold were observed during our monitoring event. The maximum reading, which was 5.5 ppmv, was below the maximum threshold (see Table 1 for component results). Therefore, all pressurized pipe and components located at the LFG BFS were in compliance at the time of our testing.

## **PROJECT SCHEDULE**

In accordance with our approved Work Scope, the next quarterly NSPS event is scheduled to be performed by the end of March 2022, and the annual LMR event is scheduled to be performed by the end of calendar year 2022.

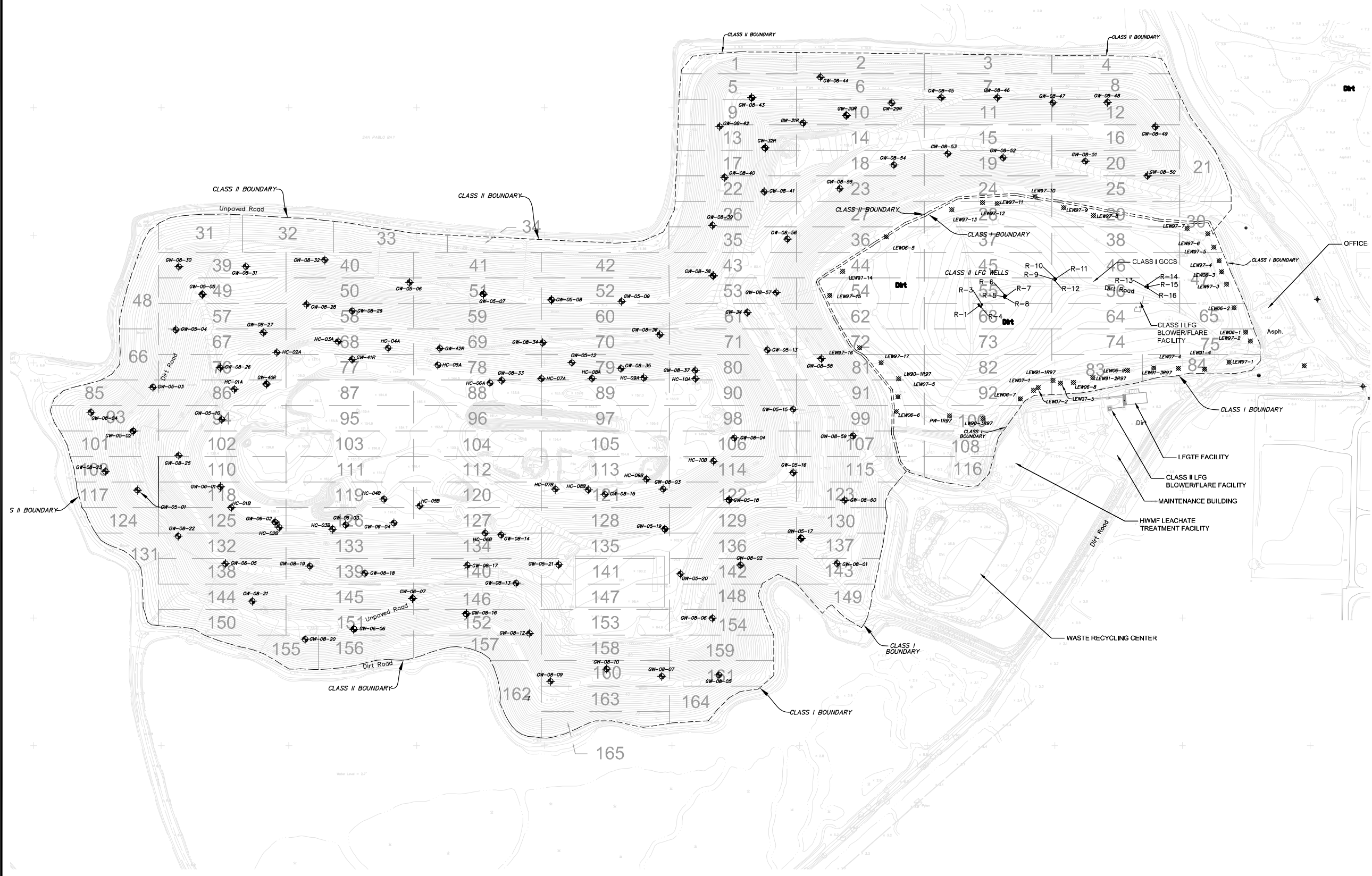
## **STANDARD PROVISIONS**

This report addresses conditions of the subject site during the testing dates only. Accordingly, we assume no responsibility for any changes that may occur subsequent to our testing which could affect the surface emissions at the subject site or adjacent properties.

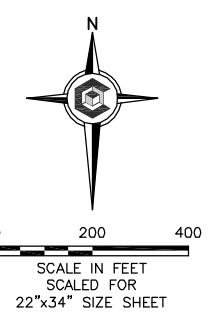
# Attachment 1

## Landfill Grid

File: \\PROJECTS\REPUBLIC (CORP)\WORKSPACE - CA LF MOVA\West County\SEDA\_PROJECT DRAWINGS\SEM\GRID MAP.dwg Layout: Layout1 User: jason@hwy.com May 11, 2011 2:56pm



- LEGEND**
- - - - - EXISTING CLASS 1 SOLID WASTE BOUNDARY
  - - - - - EXISTING CLASS 2 SOLID WASTE BOUNDARY
  - EXISTING 10' CONTOUR
  - EXISTING 2' CONTOUR
  - [1] SEM GRID BLOCK
  - [1] SEM GRID BLOCK WITH NO WASTE IN PLACE



**NOTES:**

1. TOPOGRAPHIC CONTOURS PREPARED USING PHOTOGRAMMETRIC METHODS BY HJW GEOSPATIAL. DATE OF PHOTOGRAPHY: MARCH 20, 2008. DATUM: CALIFORNIA COORDINATE SYSTEM, ZONE III, NAD27.

**DRAFT**

1" = 1/2" 0" 1"

REV	DATE	DESCRIPTION	DWN BY	DES BY	CHK BY	APP BY

DATE OF ISSUE	DRAWN BY	CHECKED BY	REF
5/11/2011	JDW	JDW	PJS
DESIGNED BY	APPROVED BY		
JDW			

This drawing represents intellectual property of Cornerstone Environmental Group, LLC. Any modification to the original by other than Cornerstone Environmental Group, LLC personnel violates its original purpose and as such is rendered void. Cornerstone Environmental Group, LLC will not be held liable for any changes made to this document without express written consent of the originator.

WEST CONTRA COSTA COUNTY SANITARY LANDFILL  
CONTRA COSTA COUNTY, CALIFORNIA

**SURFACE EMISSIONS MONITORING  
GRID MAP**

SHEET NO.  
**1**  
PROJECT NO.  
110218



## Attachment 2

### Surface Pathway

# West Contra Costa Landfill

Fourth Quarter 2021 LMR SEM

## Legend

-  Exempt Area
-  Monitoring Pathway



**Fourth Quarter 2021**

**LMR Surface Emissions Monitoring Pathway**

**West Contra Costa County Sanitary Landfill, Contra Costa County, California**



## Attachment 3

# Instantaneous and Component Emissions Monitoring Results



## Fourth Quarter 2021

### Table 1. LMR Instantaneous Surface and Component Emissions Monitoring Results West Contra Costa County Landfill, Contra Costa County, California

#### *Instantaneous Data Report for October 8 and 11, 2021*

Location	Latitude	Longitude	Initial Concentration (ppmv) October 8, 2021	First 10-Day Concentration (ppmv)	30-Day Concentration (ppmv)
Grid 79	37.967930	-122.388790	52.4	NA	<NA

#### *Pressurized Pipe and Component Results*

Location	Date	Concentration (ppmv)
Flare	10/11/2021	5.5

*No exceedances of the 200 or 500 ppm thresholds were observed during the monitoring performed during the fourth quarter 2021. The highest reading observed was 52.4 ppmv.*



## Attachment 4

### Integrated Monitoring Results

## Fourth Quarter 2021

### Table 2. Integrated Surface Emissions Monitoring Results West Contra Costa County Landfill, Contra Costa County, California

Point Name	Record Date	FID Concentration (ppm)	Comments
W.CoCo 001	10/8/2021 08:45	4.50	
W.CoCo 002	10/8/2021 08:47	3.19	
W.CoCo 003	10/8/2021 08:50	3.27	
W.CoCo 004	10/8/2021 08:51	3.00	
W.CoCo 005	10/8/2021 08:22	2.47	
W.CoCo 006	10/8/2021 08:26	2.35	
W.CoCo 007	10/8/2021 08:31	2.23	
W.CoCo 008	10/8/2021 08:35	2.25	
W.CoCo 009	10/8/2021 08:13	3.90	
W.CoCo 010	10/8/2021 08:15	3.90	
W.CoCo 011	10/8/2021 08:17	3.88	
W.CoCo 012	10/8/2021 08:20	3.93	
W.CoCo 013	10/8/2021 07:38	4.63	
W.CoCo 014	10/8/2021 07:43	4.50	
W.CoCo 015	10/8/2021 07:50	4.52	
W.CoCo 016	10/8/2021 07:55	4.49	
W.CoCo 017	10/8/2021 09:06	2.69	
W.CoCo 018	10/8/2021 09:01	2.79	
W.CoCo 019	10/8/2021 08:58	3.32	
W.CoCo 020	10/8/2021 08:56	3.05	
W.CoCo 021	10/8/2021 08:54	3.05	
W.CoCo 022	10/8/2021 09:00	1.89	
W.CoCo 023	10/8/2021 08:57	5.16	
W.CoCo 024	10/8/2021 08:45	3.08	
W.CoCo 025	10/8/2021 08:42	2.49	
W.CoCo 026	10/8/2021 08:34	3.97	
W.CoCo 027	10/8/2021 08:31	4.05	
W.CoCo 028	10/11/2021 07:28	3.60	
W.CoCo 029	10/11/2021 07:26	3.71	
W.CoCo 030	10/8/2021 08:25	4.37	
W.CoCo 031	10/8/2021 08:27	4.41	
W.CoCo 032	10/8/2021 08:26	4.69	
W.CoCo 033	10/8/2021 08:24	4.24	
W.CoCo 034	10/8/2021 08:20	5.45	
W.CoCo 035	10/8/2021 08:16	5.05	
W.CoCo 036	10/11/2021 07:26	5.32	
W.CoCo 037	10/11/2021 07:24	5.21	
W.CoCo 038	10/11/2021 07:21	5.43	
W.CoCo 039	10/8/2021 09:24	2.35	
W.CoCo 040	10/8/2021 09:21	2.85	
W.CoCo 041	10/8/2021 09:18	2.90	
W.CoCo 042	10/8/2021 09:15	2.84	
W.CoCo 043	10/8/2021 09:10	2.92	



## Fourth Quarter 2021

### Table 2. Integrated Surface Emissions Monitoring Results West Contra Costa County Landfill, Contra Costa County, California

Point Name	Record Date	FID Concentration (ppm)	Comments
W.CoCo 044	10/11/2021 07:31	3.65	
W.CoCo 045	10/11/2021 07:33	3.17	
W.CoCo 046	10/11/2021 07:35	3.19	
W.CoCo 047	10/11/2021 07:17	5.72	
W.CoCo 048	10/8/2021 09:37	1.36	
W.CoCo 049	10/8/2021 09:31	1.41	
W.CoCo 050	10/8/2021 09:26	1.58	
W.CoCo 051	10/8/2021 09:21	1.76	
W.CoCo 052	10/8/2021 09:17	2.05	
W.CoCo 053	10/8/2021 09:13	2.60	
W.CoCo 054	10/11/2021 07:29	5.20	
W.CoCo 055	10/11/2021 07:31	4.84	
W.CoCo 056	10/11/2021 07:34	4.75	
W.CoCo 057	10/8/2021 09:00	3.80	
W.CoCo 058	10/8/2021 08:57	3.75	
W.CoCo 059	10/8/2021 08:54	3.83	
W.CoCo 060	10/8/2021 08:51	3.90	
W.CoCo 061	10/8/2021 08:48	4.28	
W.CoCo 062	10/11/2021 07:43	3.18	
W.CoCo 063	10/11/2021 07:41	3.05	
W.CoCo 064	10/11/2021 07:39	3.10	
W.CoCo 065	10/11/2021 07:37	3.14	
W.CoCo 066	10/8/2021 09:30	2.19	
W.CoCo 067	10/8/2021 08:37	3.95	
W.CoCo 068	10/8/2021 08:43	3.79	
W.CoCo 069	10/8/2021 08:47	3.71	
W.CoCo 070	10/8/2021 08:51	3.73	
W.CoCo 071	10/8/2021 08:56	4.62	
W.CoCo 072	10/11/2021 07:45	4.50	
W.CoCo 073	10/11/2021 07:43	4.45	
W.CoCo 074	10/11/2021 07:40	4.50	
W.CoCo 075	10/11/2021 07:38	4.61	
W.CoCo 076	10/8/2021 09:45	1.87	
W.CoCo 077	--	--	Exempt
W.CoCo 078	--	--	Exempt
W.CoCo 079	--	--	Exempt
W.CoCo 080	10/8/2021 10:43	1.50	
W.CoCo 081	10/11/2021 07:46	3.08	
W.CoCo 082	10/11/2021 07:48	2.97	
W.CoCo 083	10/11/2021 07:51	2.95	
W.CoCo 084	10/11/2021 07:52	2.95	
W.CoCo 085	10/8/2021 09:52	2.34	
W.CoCo 086	10/8/2021 09:59	2.55	



## Fourth Quarter 2021

### Table 2. Integrated Surface Emissions Monitoring Results West Contra Costa County Landfill, Contra Costa County, California

Point Name	Record Date	FID Concentration (ppm)	Comments
W.CoCo 087	--	--	Exempt
W.CoCo 088	--	--	Exempt
W.CoCo 089	--	--	Exempt
W.CoCo 090	10/8/2021 11:46	2.30	
W.CoCo 091	10/11/2021 07:47	4.39	
W.CoCo 092	10/11/2021 07:48	4.30	
W.CoCo 093	10/8/2021 09:08	3.71	
W.CoCo 094	10/8/2021 09:11	3.70	
W.CoCo 095	--	--	Exempt
W.CoCo 096	--	--	Exempt
W.CoCo 097	--	--	Exempt
W.CoCo 098	10/8/2021 10:42	3.34	
W.CoCo 099	10/8/2021 10:40	3.40	
W.CoCo 100	10/11/2021 08:07	2.90	
W.CoCo 101	10/8/2021 09:44	3.13	
W.CoCo 102	10/8/2021 09:40	3.17	
W.CoCo 103	--	--	Exempt
W.CoCo 104	--	--	Exempt
W.CoCo 105	--	--	Exempt
W.CoCo 106	10/8/2021 09:12	3.70	
W.CoCo 107	10/8/2021 09:09	3.80	
W.CoCo 108	--	--	Exempt
W.CoCo 109	10/8/2021 09:52	1.80	
W.CoCo 110	10/8/2021 09:50	1.81	
W.CoCo 111	--	--	Exempt
W.CoCo 112	10/8/2021 10:35	1.70	
W.CoCo 113	10/8/2021 10:31	1.67	
W.CoCo 114	10/8/2021 10:27	1.71	
W.CoCo 115	10/8/2021 10:25	1.88	
W.CoCo 116	--	--	Exempt
W.CoCo 117	10/8/2021 10:18	2.29	
W.CoCo 118	10/8/2021 10:28	2.17	
W.CoCo 119	10/8/2021 10:32	2.19	
W.CoCo 120	--	--	Exempt
W.CoCo 121	--	--	Exempt
W.CoCo 122	10/8/2021 11:38	1.71	
W.CoCo 123	10/8/2021 11:40	1.77	
W.CoCo 124	10/8/2021 09:25	3.60	
W.CoCo 125	10/8/2021 09:28	3.57	
W.CoCo 126	10/8/2021 09:32	3.52	
W.CoCo 127	10/8/2021 09:37	3.67	
W.CoCo 128	10/8/2021 09:40	3.51	
W.CoCo 129	10/8/2021 09:43	3.63	



## Fourth Quarter 2021

### Table 2. Integrated Surface Emissions Monitoring Results West Contra Costa County Landfill, Contra Costa County, California

Point Name	Record Date	FID Concentration (ppm)	Comments
W.CoCo 130	10/8/2021 09:47	3.63	
W.CoCo 131	10/8/2021 09:49	3.15	
W.CoCo 132	10/8/2021 09:52	3.11	
W.CoCo 133	10/8/2021 09:59	3.04	
W.CoCo 134	10/8/2021 10:04	3.18	
W.CoCo 135	10/8/2021 10:15	2.98	
W.CoCo 136	10/8/2021 10:20	2.92	
W.CoCo 137	10/8/2021 10:24	2.93	
W.CoCo 138	10/8/2021 10:01	1.71	
W.CoCo 139	10/8/2021 10:04	1.76	
W.CoCo 140	10/8/2021 10:05	1.73	
W.CoCo 141	--	--	Exempt
W.CoCo 142	10/8/2021 10:18	1.58	
W.CoCo 143	10/8/2021 10:21	1.64	
W.CoCo 144	10/8/2021 10:46	2.07	
W.CoCo 145	10/8/2021 10:53	2.00	
W.CoCo 146	10/8/2021 11:00	1.99	
W.CoCo 147	10/8/2021 11:05	1.96	
W.CoCo 148	10/8/2021 11:10	2.03	
W.CoCo 149	10/11/2021 08:49	5.44	
W.CoCo 150	10/8/2021 10:11	3.39	
W.CoCo 151	10/8/2021 10:08	3.35	
W.CoCo 152	10/8/2021 10:04	3.38	
W.CoCo 153	10/8/2021 10:01	3.39	
W.CoCo 154	10/8/2021 09:59	3.34	
W.CoCo 155	10/8/2021 10:46	2.76	
W.CoCo 156	10/8/2021 10:45	2.78	
W.CoCo 157	10/8/2021 10:42	2.81	
W.CoCo 158	10/8/2021 10:39	2.85	
W.CoCo 159	10/8/2021 10:34	2.83	
W.CoCo 160	10/8/2021 10:13	1.60	
W.CoCo 161	10/8/2021 10:14	1.73	
W.CoCo 162	10/8/2021 11:24	1.91	
W.CoCo 163	10/8/2021 11:20	1.90	
W.CoCo 164	10/8/2021 11:18	2.03	
W.CoCo 165	10/8/2021 10:23	3.34	



## Attachment 5

### Calibration Logs

**SURFACE EMISSIONS MONITORING  
CALIBRATION AND PERTINENT DATA**

Date: 10-11-21 Site Name: WVST CONTRA  
 Inspector(s): Michael M Instrument: TVA 2020

**WEATHER OBSERVATIONS**

Wind Speed: 15 MPH Wind Direction: N Barometric Pressure: 30 "Hg  
 Air Temperature: 51 °F General Weather Conditions: clear

**CALIBRATION INFORMATION**

Pre-monitoring Calibration Precision Check

*Procedure: Calibrate the instrument. Make a total of three measurements by alternating zero air and the calibration gas. Record the readings and calculate the average algebraic difference between the instrument reading and the calibration gas as a percentage. The calibration precision must be less than or equal to 10% of the calibration gas value.*

Instrument Serial Number: 5420 Cal Gas Concentration: 500ppm

Trial	Zero Air Reading	Cal Gas Reading	Cal Gas Conc.-Cal Gas Reading	Response Time (seconds)
1	<u>1</u>	<u>585</u>	<u>1</u>	<u>3</u>
2	<u>0</u>	<u>582</u>	<u>2</u>	<u>3</u>
3	<u>1</u>	<u>500</u>	<u>1</u>	<u>4</u>

Average Difference: 1  
\*Perform recalibration if average difference is greater than 10

Calibration Precision = Average Difference / Cal Gas Conc. X 100%

$$= 100\% - \frac{1}{500} \times 100\% = 99.8\%$$

Span Sensitivity:

Trial 1:	Trial 3:
Counts Observed for the Span = <u>104906</u>	Counts Observed for the Span = <u>106787</u>
Counters Observed for the Zero = <u>4973</u>	Counters Observed for the Zero = <u>4903</u>
Trial 2:	
Counts Observed for the Span = <u>105721</u>	
Counters Observed for the Zero = <u>4913</u>	

Post Monitoring Calibration Check

Zero Air Reading: 0 ppm Cal Gas Reading: 500 ppm

**BACKGROUND CONCENTRATIONS CHECKS**

Upwind Location Description: Flare Reading: 1.2 ppm  
 Downwind Location Description: Entrance Reading: 1.6 ppm

**Notes:** Wind speed averages were observed to remain below the alternative requested 10 miles per hour and no instantaneous speeds exceeded 20 miles per hour. No rainfall had occurred within the previous 24 hours of the monitoring event. Therefore, site meteorological conditions were within the requested alternatives of the LMR requirements on the above mentioned date.



**SURFACE EMISSIONS MONITORING  
CALIBRATION AND PERTINENT DATA**

Date: 10-11-21 Site Name: WAST CONTROL  
 Inspector(s): Liam DA Instrument: TVA 2020

**WEATHER OBSERVATIONS**

Wind Speed: 15 MPH Wind Direction: N Barometric Pressure: 30 "Hg  
 Air Temperature: 51 °F General Weather Conditions: Clear

**CALIBRATION INFORMATION**

Pre-monitoring Calibration Precision Check

*Procedure: Calibrate the instrument. Make a total of three measurements by alternating zero air and the calibration gas. Record the readings and calculate the average algebraic difference between the instrument reading and the calibration gas as a percentage. The calibration precision must be less than or equal to 10% of the calibration gas value.*

Instrument Serial Number: 1223 Cal Gas Concentration: 500ppm

Trial	Zero Air Reading	Cal Gas Reading	Cal Gas Conc.-Cal Gas Reading	Response Time (seconds)
1	<u>0</u>	<u>501</u>	<u>1</u>	
2	<u>0</u>	<u>502</u>	<u>2</u>	
3	<u>0</u>	<u>501</u>	<u>1</u>	

Average Difference: 1.3  
\*Perform recalibration if average difference is greater than 10

Calibration Precision = Average Difference / Cal Gas Conc. X 100%  
 = 100% - 1.3 / 500 x 100%  
 = 0.26%

**Span Sensitivity:**

Trial 1:	Trial 3:
Counts Observed for the Span= <u>127823</u>	Counts Observed for the Span= <u>129730</u>
Counters Observed for the Zero= <u>2918</u>	Counters Observed for the Zero= <u>2901</u>
Trial 2:	
Counts Observed for the Span= <u>128469</u>	
Counters Observed for the Zero= <u>2907</u>	

**Post Monitoring Calibration Check**

Zero Air Reading: 0 ppm Cal Gas Reading: 500 ppm

**BACKGROUND CONCENTRATIONS CHECKS**

Upwind Location Description: FIELD Reading: 1.2 ppm  
 Downwind Location Description: ENTRANCE Reading: 1.6 ppm

**Notes:** Wind speed averages were observed to remain below the alternative requested 10 miles per hour and no instantaneous speeds exceeded 20 miles per hour. No rainfall had occurred within the previous 24 hours of the monitoring event. Therefore, site meteorological conditions were within the requested alternatives of the LMR requirements on the above mentioned date.

**SURFACE EMISSIONS MONITORING  
CALIBRATION AND PERTINENT DATA**

Date: 10-16-21  
Inspector(s): Michael M

Site Name: WEST CONYVA  
Instrument: TVA 2020

**WEATHER OBSERVATIONS**

Wind Speed: 18 MPH      Wind Direction: N      Barometric Pressure: 30 "Hg  
Air Temperature: 50 °F      General Weather Conditions: Clear

**CALIBRATION INFORMATION**

Pre-monitoring Calibration Precision Check

*Procedure: Calibrate the instrument. Make a total of three measurements by alternating zero air and the calibration gas. Record the readings and calculate the average algebraic difference between the instrument reading and the calibration gas as a percentage. The calibration precision must be less than or equal to 10% of the calibration gas value.*

Instrument Serial Number: 5470      Cal Gas Concentration: 500ppm

Trial	Zero Air Reading	Cal Gas Reading	Cal Gas Conc.-Cal Gas Reading	Response Time (seconds)
1	<u>0</u>	<u>501</u>	<u>1</u>	<u>2</u>
2	<u>0</u>	<u>501</u>	<u>1</u>	<u>2</u>
3	<u>0</u>	<u>502</u>	<u>2</u>	<u>4</u>

Average Difference: 1.3  
\*Perform recalibration if average difference is greater than 10

Calibration Precision = Average Difference / Cal Gas Conc. X 100%

$$= \frac{100\% - 1.3}{500} \times 100\% = 0.26\%$$

Span Sensitivity:

Trial 1:	Trial 3:
Counts Observed for the Span= <u>67920</u>	Counts Observed for the Span= <u>107890</u>
Counters Observed for the Zero= <u>4763</u>	Counters Observed for the Zero= <u>4743</u>
Trial 2:	
Counts Observed for the Span= <u>108903</u>	
Counters Observed for the Zero= <u>4751</u>	

Post Monitoring Calibration Check

Zero Air Reading: 0 ppm      Cal Gas Reading: 500 ppm

**BACKGROUND CONCENTRATIONS CHECKS**

Upwind Location Description: Flare Entrance      Reading: 1.2 ppm  
Downwind Location Description: Flare Entrance      Reading: 1.07 ppm

**Notes:** Wind speed averages were observed to remain below the alternative requested 10 miles per hour and no instantaneous speeds exceeded 20 miles per hour. No rainfall had occurred within the previous 24 hours of the monitoring event. Therefore, site meteorological conditions were within the requested alternatives of the LMR requirements on the above mentioned date.

**SURFACE EMISSIONS MONITORING  
CALIBRATION AND PERTINENT DATA**

Date: 10-11-21  
Inspector(s): Liam M

Site Name: West Contra  
Instrument: TVA 2020

**WEATHER OBSERVATIONS**

Wind Speed: 18 MPH      Wind Direction: N      Barometric Pressure: 30 "Hg  
Air Temperature: 50 °F      General Weather Conditions: Clear

**CALIBRATION INFORMATION**

Pre-monitoring Calibration Precision Check

*Procedure: Calibrate the instrument. Make a total of three measurements by alternating zero air and the calibration gas. Record the readings and calculate the average algebraic difference between the instrument reading and the calibration gas as a percentage. The calibration precision must be less than or equal to 10% of the calibration gas value.*

Instrument Serial Number: 1223      Cal Gas Concentration: 500ppm

Trial	Zero Air Reading	Cal Gas Reading	Cal Gas Conc.-Cal Gas Reading	Response Time (seconds)
1	<u>16</u>	<u>501</u>	<u>1</u>	<u>2</u>
2	<u>17</u>	<u>502</u>	<u>2</u>	<u>2</u>
3	<u>11</u>	<u>500</u>	<u>0</u>	<u>2</u>

Average Difference: 1  
\*Perform recalibration if average difference is greater than 10

Calibration Precision = Average Difference / Cal Gas Conc. X 100%

$$= 100\% - \frac{1}{500} \times 100\%$$

$$= 99.8\%$$

Span Sensitivity:

Trial 1:	Trial 3:
Counts Observed for the Span= <u>130486</u>	Counts Observed for the Span= <u>132971</u>
Counters Observed for the Zero= <u>2791</u>	Counters Observed for the Zero= <u>2772</u>
Trial 2:	
Counts Observed for the Span= <u>131376</u>	
Counters Observed for the Zero= <u>2789</u>	

Post Monitoring Calibration Check

Zero Air Reading: 0 ppm      Cal Gas Reading: 500 ppm

**BACKGROUND CONCENTRATIONS CHECKS**

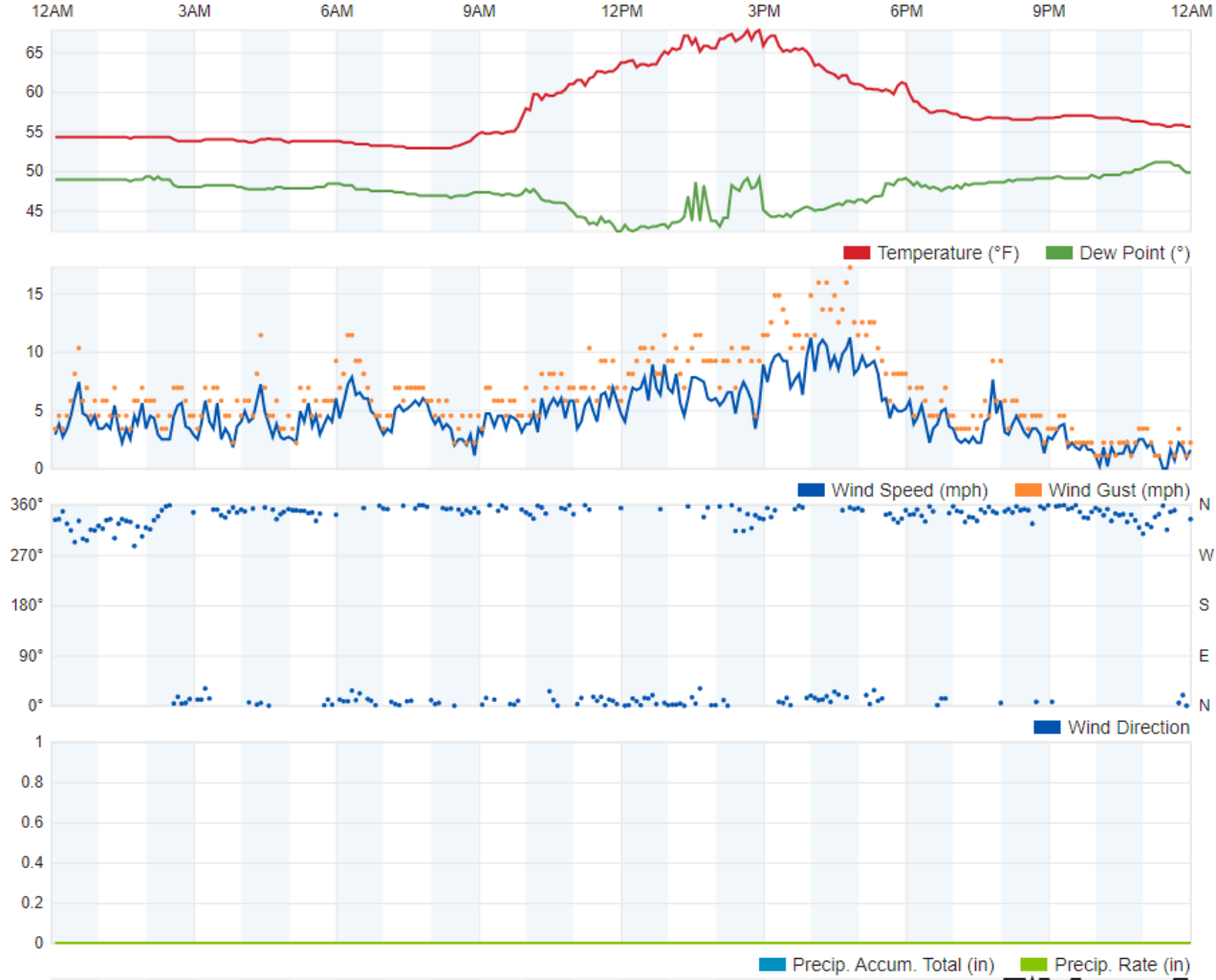
Upwind Location Description: Flare Entrance      Reading: 1.2 ppm  
Downwind Location Description: Flare Entrance      Reading: 1.7 ppm

**Notes:** Wind speed averages were observed to remain below the alternative requested 10 miles per hour and no instantaneous speeds exceeded 20 miles per hour. No rainfall had occurred within the previous 24 hours of the monitoring event. Therefore, site meteorological conditions were within the requested alternatives of the LMR requirements on the above mentioned date.

## Attachment 6

### Weather Data

October 8, 2021

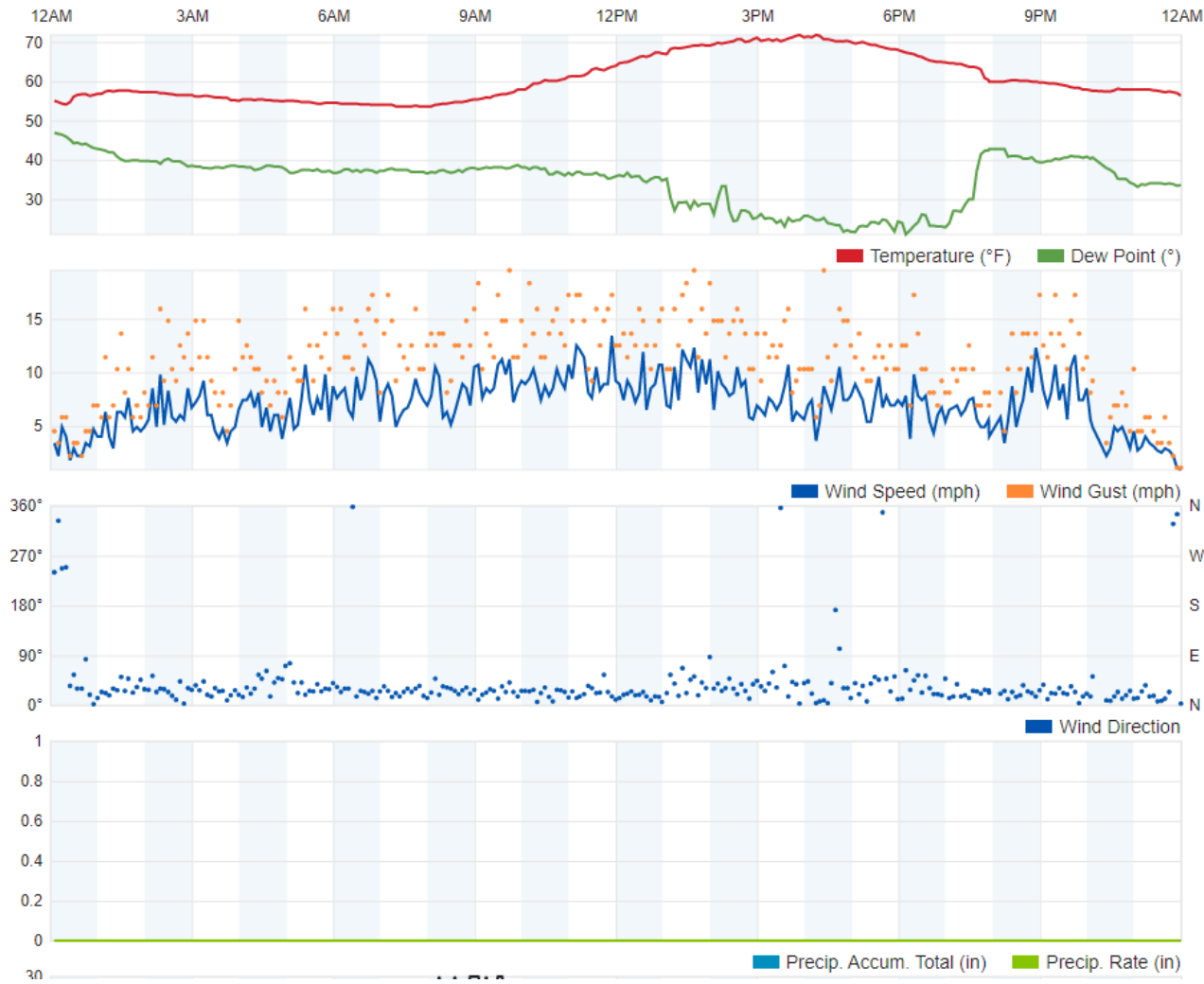


## Fourth Quarter 2021

### LMR Weather For October 8, 2021

**West Contra Costa County Sanitary Landfill, Contra Costa County, California**

October 11, 2021



## Fourth Quarter 2021

### LMR Weather For October 11, 2021

**West Contra Costa County Sanitary Landfill, Contra Costa County, California**

April 14, 2022  
Project No. 07219040.00

Mr. Ed Baquerizo  
Republic Services, Inc.  
1 Parr Boulevard  
Richmond, California 94801

Subject: West Contra Costa County Landfill – Richmond, California  
Landfill Methane Rule (LMR) and New Source Performance Standards (NSPS)  
Surface Emissions Monitoring for First Quarter 2022.

Dear Mr. Baquerizo:

SCS Field Services (SCS-FS) is pleased to provide the Republic Services, with the enclosed report summarizing the surface emissions monitoring services provided at the Closed West Contra Costa Sanitary Landfill (Site) during the first quarter 2022. This report includes the results of surface scan, component emissions and blower/flare station emissions monitoring for the Site for this monitoring period.

SCS-FS appreciates the opportunity to be of assistance to Republic Services on this project. As you review the enclosed information, please contact Michael Flanagan at (925) 421-9768 or Whitney Stackhouse (209) 338-7990 if you have any questions or comments.

Sincerely,



Whitney M. Stackhouse  
Project Manager  
SCS Field Services



Michael Flanagan  
Project Manager  
SCS Field Services

WS

cc: Enclosure Sean Bass, SCS Field Services  
Art Jones, SCS Field Services

# West Contra Costa County Landfill

## Landfill Methane Rule (LMR) and New Source Performance Standards (NSPS) Surface Emissions Monitoring

First Quarter 2022

Presented to:



Mr. Ed Baquerizo  
Republic Services, Inc.  
1 Parr Boulevard  
Richmond, California 94801

**SCS FIELD SERVICES**

File No. 07219040.00 | April 14, 2022

SCS FIELD SERVICES  
4730 Enterprise Way  
Modesto, CA 95356



# West Contra Costa County Landfill

## Landfill Methane Rule (LMR) and New Source Performance Standards (NSPS) Surface Emissions Monitoring First Quarter 2021

### INTRODUCTION

This letter provides results of the January 5, 2022, LMR and NSPS landfill surface emissions monitoring (SEM) performed by SCS Field Services (SCS) at the closed West Contra Costa County Landfill. All work was performed in accordance with our approved Work Scope dated September 13, 2018, and the LMR requirements.

### SUMMARY AND CONCLUSIONS

On January 5, 2022, instantaneous and integrated surface emissions monitoring was performed over the surface of the site. Testing results indicated no uncorrectable exceedances of the LMR and NSPS instantaneous threshold limit of 500 parts per million by volume (ppmv), or the integrated average of 25 ppmv as required by the LMR, above background. Based on these monitoring results no further follow up testing was required.

On January 5, 2022, SCS performed first quarter 2022 surface emissions monitoring testing as required by the Bay Area Air Quality Management District (BAAQMD). Instantaneous surface emissions monitoring results indicated no locations exceeded the 500 ppmv maximum concentration on the above-mentioned date (Table 1 in Attachment 3). Based on these monitoring results no follow up testing was required.

Also, during the instantaneous monitoring event, SCS performed integrated monitoring of the landfill surface. As required by the LMR, the landfill was divided into 50,000 square foot areas. The West Contra Costa County Landfill surface area was divided into 165 grids, as shown on Figure 1 in Attachment 1. During this monitoring event, several grids were not monitored, in accordance with the regulations, due to ongoing active composting activities, unsafe conditions, or there was no waste in place prior to the monitoring event.

During the monitoring event, there were no areas observed to exceed the LMR integrated average of 25 ppmv (Table 2 in Attachment 4). Based on these monitoring results no follow up testing was required. These results are discussed in a subsequent section of this report.

In addition, quarterly monitoring of the pressurized piping or components of the Gas Collection and Control System (GCCS) that are under positive pressure must be performed. Results of the testing of the landfill gas (LFG) Blower Flare Station (BFS) pressurized pipe and components indicated that all test locations were in compliance with the 500 ppmv requirements.

Further, as required under the LMR, any location on the landfill that has an observed instantaneous methane concentration above 200 ppmv, must be stake-marked and Global Positioning System

(GPS) located on a site figure. No locations were observed to exceed the 200 ppmv threshold (Attachment 3). If concentrations exceeding 200 ppmv are observed during monitoring events, they are reported to site personnel and will be reported in the next submittal of the annual LMR report.

As stipulated in LMR, if uncorrectable exceedances within the 10-day limitation are detected or emissions are discovered during an inspection by Regulatory Agencies, the landfill must perform monitoring on a 25-foot pathway on a quarterly basis for active disposal sites. Upon completion of four consecutive SEM events without an uncorrectable exceedance of the 25 ppmv or 500 ppmv standards, other than non-repeatable momentary readings, the landfill may perform the monitoring on a 100-foot spacing on an annual basis for closed landfills or quarterly for active disposal sites. Therefore, in accordance with the rule, the site may return to annual LMR monitoring on a 100-foot spacing beginning with the 2021 calendar year. However, based on previous instantaneous monitoring results, the site is required to perform NSPS surface emissions monitoring on a 100-ft spacing on a quarterly basis.

**Finally, to help prevent potential future exceedances, SCS routinely inspects the landfill surface, and any observed areas in need of repair would be noted, and the findings sent directly to the client.**

## **BACKGROUND**

The West Contra Costa Sanitary Landfill is an inactive organic refuse disposal site. By way of background, organic materials buried in a landfill decompose anaerobically (in the absence of oxygen) producing a combustible gas, which contains approximately 50 to 60 percent methane, 40 to 50 percent carbon dioxide, and trace amounts of various other gases, some of which are odorous. The West Contra Costa Sanitary Landfill property contains a GCCS to control the combustible gases generated in the landfill that may otherwise either vent vertically to the atmosphere or migrate horizontally through subsurface soil to locations on adjacent properties.

## **SURFACE EMISSIONS MONITORING**

On January 5, 2022, the instantaneous and integrated SEM was performed over the surface of the subject site. The intent of the monitoring was to identify any specific locations or areas of the landfill surface with organic compound concentrations exceeding the LMR threshold limit values of 500 ppmv measured as methane for instantaneous monitoring, or an average methane concentration of 25 ppmv for the integrated monitoring in the 50,000 square foot grids as required under the LMR. During this event, SCS performed the annual monitoring on a 100-foot pathway in accordance with the rules as required.

## **EMISSIONS TESTING INSTRUMENTATION/CALIBRATION**

Instruments used to perform the landfill surface emission testing consisted of the following:

- Thermo Scientific TVA 2020 portable Flame Ionization Detector (FID). This instrument measures methane in air over a range of 1 to 50,000 ppmv. The TVA 2020 meets the State of California Air Resources Board (CARB) requirements for combined instantaneous and integrated monitoring and was calibrated in accordance with United States Environmental Protection Agency (US EPA) Method 21.
- Electronic Weather Anemometer with continuous recorder for meteorological conditions in accordance with the LMR.

Instrument calibration logs and weather information are shown in Attachments 5 and 6.

## **SURFACE EMISSIONS MONITORING PROCEDURES**

Surface emissions monitoring was conducted in accordance with the LMR and NSPS requirements. Monitoring was performed with the FID inlet held within 3-inches of the landfill surface while a technician walked a grid in parallel paths not more than 25 or 100-feet apart over the surface of the landfill. Cracks, holes and other cover penetrations in the surface were also tested. Surface emissions readings were monitored continuously and recorded every 5 seconds. Any areas in exceedance of the 200 or 500 ppmv standards (reporting and compliance levels, respectively) would be GPS tagged and stake-marked for on-site personnel to perform remediation or repairs.

The integrated average is based on the readings stored on the instrument, which are recorded every 5 seconds. The readings are then downloaded and the averages are calculated for each grid using SCS eTools®. All readings are maintained in this secure SCS Database. The readings are not provided in the report due to the volume of readings, but can be furnished upon request.

Recorded wind speed results are shown in Attachment 5. Wind speed averages were observed to remain below 5 miles per hour, and no instantaneous speeds exceeded 10 miles per hour. No rainfall had occurred within the 72 hour of the monitoring events. Therefore, site meteorological conditions were within the LMR requirements on the above mentioned date.

## **TESTING RESULTS**

During this event, SCS performed the quarterly monitoring on a 100-foot pathway in accordance with the rule as required under the LMR and NSPS. The intent of the monitoring was to identify any specific locations or areas of the landfill surface with organic compound concentrations exceeding the LMR or NSPS threshold limit values of 500 ppmv measured as methane for instantaneous monitoring, or an average methane concentration of 25 ppmv for the integrated monitoring (LMR).

On January 5, 2022, SCS performed first quarter 2022 instantaneous emissions monitoring testing as required by the BAAQMD. During this monitoring, surface emissions results indicated no locations exceeded the 500 ppmv maximum concentration. Based on these monitoring results, no additional follow up testing is required. Results of the monitoring are shown in Attachments 2 and 3 (Table 1).

Additionally, calculated integrated monitoring indicated no integrated exceedances of the 25-ppmv requirement. Results of the monitoring are shown in Attachment 4 (Table 2). Based on these monitoring results no follow up testing was required. Calibration logs for the monitoring equipment are provided in Attachment 5.

During this monitoring event, several grids were not monitored, in accordance with the LMR, due to active composting activities, unsafe conditions, heavy vegetation or no waste in place. SCS will continue to monitor all accessible locations for the remainder of the quarterly 2022 monitoring events.

## **PRESSURIZED PIPE AND COMPONENT LEAK MONITORING**

On January 5, 2022, quarterly leak monitoring was performed in accordance with the LMR. SCS performed LFG pressurized pipe and component leak monitoring at the BFS. Monitoring was performed with the detector inlet held one-half of an inch from pressurized pipe and associated components. No locations exceeding the 500 ppmv threshold were observed during our monitoring event. The maximum reading, which was 2.0 ppmv, was below the maximum threshold (see Table 1 for component results). Therefore, all pressurized pipe and components located at the LFG BFS were in compliance at the time of our testing.

## **PROJECT SCHEDULE**

In accordance with our approved Work Scope, the next quarterly NSPS event is scheduled to be performed by the end of June 2022, and the annual LMR event is scheduled to be performed by the end of calendar year 2022.

## **STANDARD PROVISIONS**

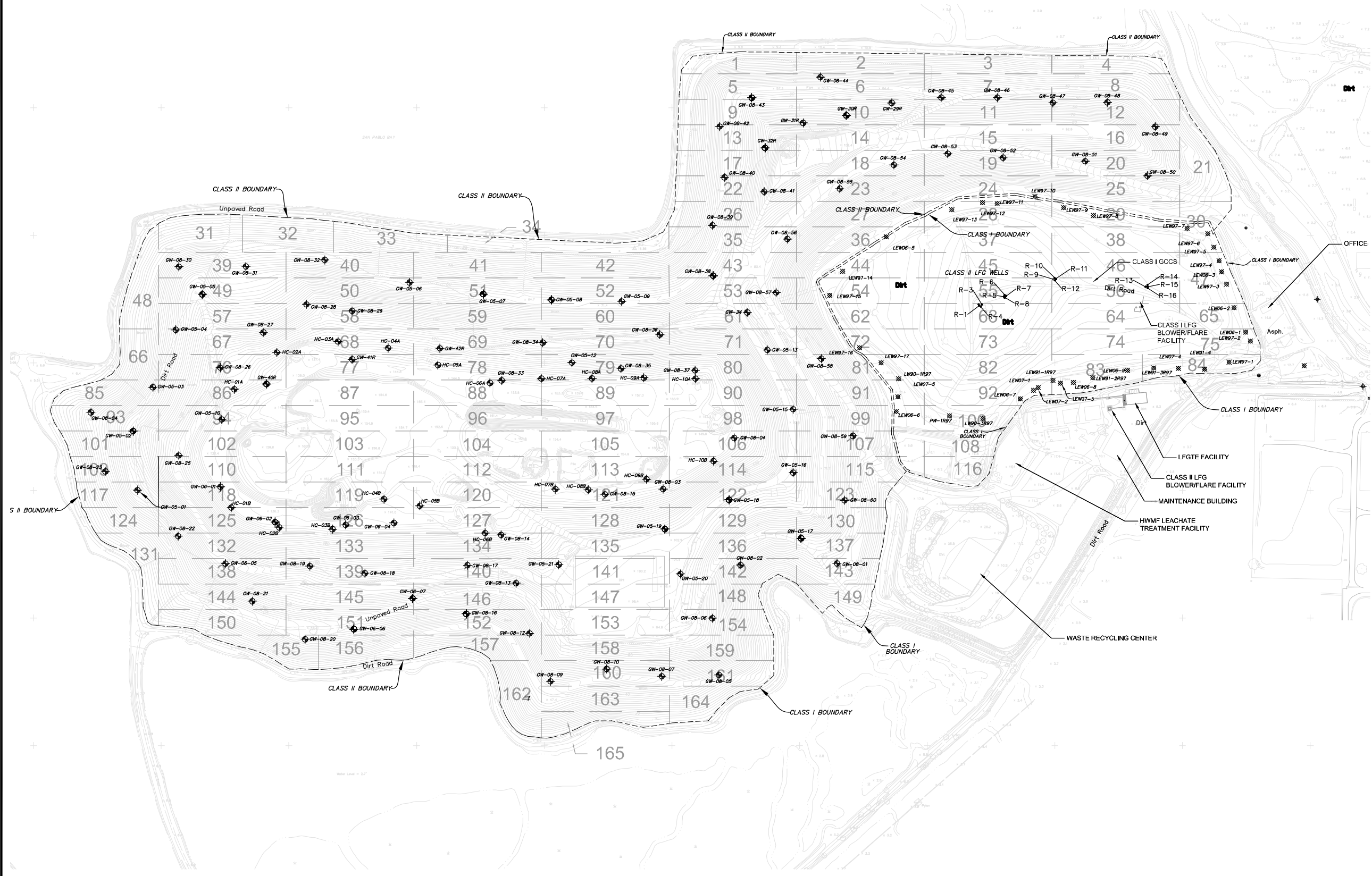
This report addresses conditions of the subject site during the testing dates only. Accordingly, we assume no responsibility for any changes that may occur subsequent to our testing which could affect the surface emissions at the subject site or adjacent properties.

# Attachment 1

## Landfill Grid

1" = 1/2" = 0" = 1"

File: \\PROJECTS\REPUBLIC (CORP)\WORK\CA\_LF\_MCAL\_Met\_County\SDM\_PROJECT\_DRAWINGS\SDM\_PROJECT\_DRAWINGS.dwg Layout: Layout1 User: jonathan.ole May 11, 2011 - 2:56pm



**LEGEND**

- EXISTING CLASS 1 SOLID WASTE BOUNDARY
- EXISTING CLASS 2 SOLID WASTE BOUNDARY
- EXISTING 10' CONTOUR
- EXISTING 2' CONTOUR
- [Grid Block 1] SEM GRID BLOCK
- [Hatched Grid Block 1] SEM GRID BLOCK WITH NO WASTE IN PLACE

N

0 200 400

SCALE IN FEET  
SCALED FOR  
22"x34" SIZE SHEET

**NOTES:**

1. TOPOGRAPHIC CONTOURS PREPARED USING PHOTOGRAMMETRIC METHODS BY HJW GEOSPATIAL. DATE OF PHOTOGRAPHY: MARCH 20, 2008. DATUM: CALIFORNIA COORDINATE SYSTEM, ZONE III, NAD27.

**DRAFT**

REV	DATE	DESCRIPTION	DWN BY	DES BY	CHK BY	APP BY

DATE OF ISSUE	DRAWN BY	CHECKED BY	REF
5/11/2011	JDW	JDW	PJS
DESIGNED BY	APPROVED BY		

**CORNERSTONE**  
 Environmental Group, LLC

This drawing represents intellectual property of Cornerstone Environmental Group, LLC. Any modification to the original by other than Cornerstone Environmental Group, LLC personnel violates its original purpose and as such is rendered void. Cornerstone Environmental Group, LLC will not be held liable for any changes made to this document without express written consent of the originator.

WEST CONTRA COSTA COUNTY SANITARY LANDFILL  
 CONTRA COSTA COUNTY, CALIFORNIA

**SURFACE EMISSIONS MONITORING  
 GRID MAP**

SHEET NO.  
**1**  
 PROJECT NO.  
 110218

## Attachment 2

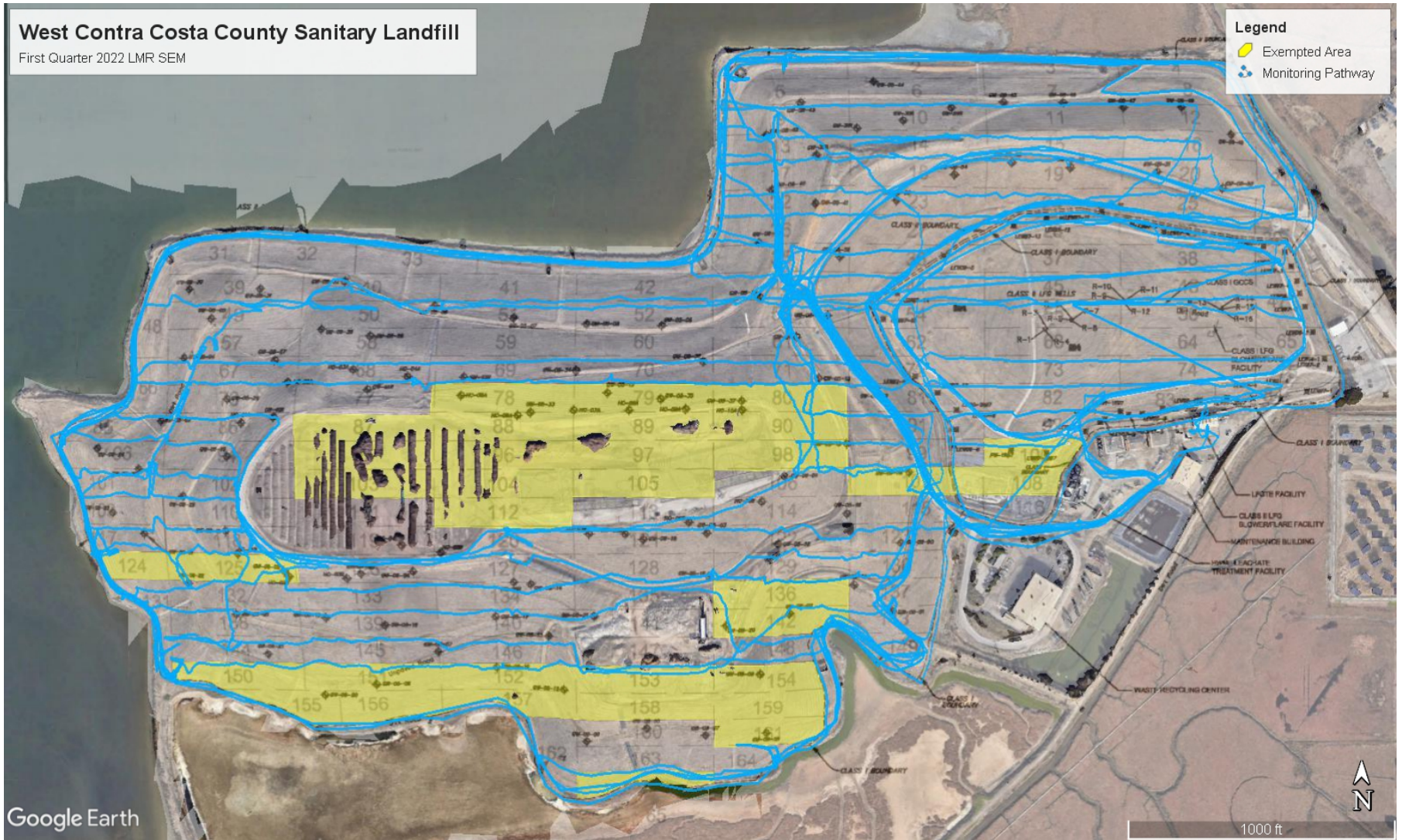
### Surface Pathway

# West Contra Costa County Sanitary Landfill

First Quarter 2022 LMR SEM

## Legend

- Exempted Area
- Monitoring Pathway



**First Quarter 2022**

**LMR Surface Emissions Monitoring Pathway**

**West Contra Costa County Sanitary Landfill, Contra Costa County, California**



## Attachment 3

# Instantaneous and Component Emissions Monitoring Results

## First Quarter 2022

### Table 1. LMR Instantaneous Surface and Component Emissions Monitoring Results West Contra Costa County Landfill, Contra Costa County, California

#### *Instantaneous Data Report for January 5, 2022*

Location	Latitude	Longitude	Initial Concentration (ppmv) January 5, 2022	First 10-Day Concentration (ppmv)	30-Day Concentration (ppmv)
Grid 51	37.96881	-122.39132	35.9	NA	<NA

#### *Pressurized Pipe and Component Results*

Location	Date	Concentration (ppmv)
Flare	1/5/2022	2.0

*No exceedances of the 200 or 500 ppm thresholds were observed during the monitoring performed during the first quarter 2022. The highest reading observed was 35.9 ppmv.*

## Attachment 4

### Integrated Monitoring Results

## First Quarter 2022

### Table 2. Integrated Surface Emissions Monitoring Results West Contra Costa County Landfill, Contra Costa County, California

Point Name	Record Date	FID Concentration (ppm)	Comments
W.CoCo 001	1/5/2022 10:35	1.58	
W.CoCo 002	1/5/2022 10:42	1.41	
W.CoCo 003	1/5/2022 10:45	1.44	
W.CoCo 004	1/5/2022 10:47	1.39	
W.CoCo 005	1/5/2022 13:43	1.56	
W.CoCo 006	1/5/2022 13:45	1.65	
W.CoCo 007	1/5/2022 13:48	1.68	
W.CoCo 008	1/5/2022 13:50	1.52	
W.CoCo 009	1/5/2022 13:20	1.84	
W.CoCo 010	1/5/2022 13:25	1.91	
W.CoCo 011	1/5/2022 13:34	2.10	
W.CoCo 012	1/5/2022 13:39	1.74	
W.CoCo 013	1/5/2022 08:22	1.05	
W.CoCo 014	1/5/2022 08:30	1.48	
W.CoCo 015	1/5/2022 08:36	1.91	
W.CoCo 016	1/5/2022 08:41	1.52	
W.CoCo 017	1/5/2022 09:41	1.13	
W.CoCo 018	1/5/2022 09:52	2.00	
W.CoCo 019	1/5/2022 09:55	3.46	
W.CoCo 020	1/5/2022 10:00	1.71	
W.CoCo 021	1/5/2022 10:05	1.66	
W.CoCo 022	1/5/2022 10:21	1.84	
W.CoCo 023	1/5/2022 10:24	2.33	
W.CoCo 024	1/5/2022 10:27	2.59	
W.CoCo 025	1/5/2022 10:33	2.45	
W.CoCo 026	1/5/2022 11:18	1.12	
W.CoCo 027	1/5/2022 11:11	1.94	
W.CoCo 028	1/5/2022 13:27	1.46	
W.CoCo 029	1/5/2022 12:41	1.45	
W.CoCo 030	1/5/2022 13:17	1.54	
W.CoCo 031	1/5/2022 18:06	2.10	
W.CoCo 032	1/5/2022 18:05	2.20	
W.CoCo 033	1/5/2022 18:05	2.46	
W.CoCo 034	1/5/2022 18:04	2.20	
W.CoCo 035	1/5/2022 13:32	1.77	
W.CoCo 036	1/5/2022 13:34	2.07	
W.CoCo 037	1/5/2022 16:20	0.91	
W.CoCo 038	1/5/2022 16:17	0.93	
W.CoCo 039	1/5/2022 14:32	1.31	
W.CoCo 040	1/5/2022 14:29	2.20	
W.CoCo 041	1/5/2022 14:18	1.78	
W.CoCo 042	1/5/2022 14:12	1.92	
W.CoCo 043	1/5/2022 14:04	1.66	



## First Quarter 2022

### Table 2. Integrated Surface Emissions Monitoring Results West Contra Costa County Landfill, Contra Costa County, California

Point Name	Record Date	FID Concentration (ppm)	Comments
W.CoCo 044	1/5/2022 14:56	1.67	
W.CoCo 045	1/5/2022 16:24	1.10	
W.CoCo 046	1/5/2022 16:21	1.09	
W.CoCo 047	1/5/2022 16:19	1.17	
W.CoCo 048	1/5/2022 18:07	2.52	
W.CoCo 049	1/5/2022 09:17	1.48	
W.CoCo 050	1/5/2022 09:11	1.73	
W.CoCo 051	1/5/2022 09:07	2.49	
W.CoCo 052	1/5/2022 09:02	1.72	
W.CoCo 053	1/5/2022 08:57	1.48	
W.CoCo 054	1/5/2022 11:25	1.44	
W.CoCo 055	1/5/2022 11:24	1.46	
W.CoCo 056	1/5/2022 11:20	1.44	
W.CoCo 057	1/5/2022 10:45	1.29	
W.CoCo 058	1/5/2022 10:39	2.26	
W.CoCo 059	1/5/2022 10:34	2.26	
W.CoCo 060	1/5/2022 10:31	1.81	
W.CoCo 061	1/5/2022 10:27	2.26	
W.CoCo 062	1/5/2022 10:19	1.67	
W.CoCo 063	1/5/2022 11:31	1.51	
W.CoCo 064	1/5/2022 11:34	1.49	
W.CoCo 065	1/5/2022 11:35	1.47	
W.CoCo 066	1/5/2022 11:31	1.09	
W.CoCo 067	1/5/2022 11:19	2.05	
W.CoCo 068	1/5/2022 11:15	3.15	
W.CoCo 069	1/5/2022 11:07	3.07	
W.CoCo 070	1/5/2022 11:00	2.25	
W.CoCo 071	1/5/2022 10:55	2.44	
W.CoCo 072	1/5/2022 10:52	2.57	
W.CoCo 073	1/5/2022 16:37	0.78	
W.CoCo 074	1/5/2022 16:34	0.79	
W.CoCo 075	1/5/2022 16:32	0.96	
W.CoCo 076	1/5/2022 11:37	1.06	
W.CoCo 077	1/5/2022 11:41	1.19	
W.CoCo 078	--	--	Exempt
W.CoCo 079	--	--	Exempt
W.CoCo 080	--	--	Exempt
W.CoCo 081	1/5/2022 12:12	1.13	
W.CoCo 082	1/5/2022 13:33	1.48	
W.CoCo 083	1/5/2022 13:35	1.51	
W.CoCo 084	1/5/2022 13:37	1.46	
W.CoCo 085	1/5/2022 14:28	1.37	
W.CoCo 086	1/5/2022 14:25	1.37	



## First Quarter 2022

### Table 2. Integrated Surface Emissions Monitoring Results West Contra Costa County Landfill, Contra Costa County, California

Point Name	Record Date	FID Concentration (ppm)	Comments
W.CoCo 087	--	--	Exempt
W.CoCo 088	--	--	Exempt
W.CoCo 089	--	--	Exempt
W.CoCo 090	--	--	Exempt
W.CoCo 091	1/5/2022 14:06	1.49	
W.CoCo 092	1/5/2022 16:25	0.95	
W.CoCo 093	1/5/2022 14:48	1.25	
W.CoCo 094	1/5/2022 14:59	1.25	
W.CoCo 095	--	--	Exempt
W.CoCo 096	--	--	Exempt
W.CoCo 097	--	--	Exempt
W.CoCo 098	--	--	Exempt
W.CoCo 099	1/5/2022 16:02	1.33	
W.CoCo 100	--	--	Exempt
W.CoCo 101	1/5/2022 09:31	1.38	
W.CoCo 102	1/5/2022 09:41	1.39	
W.CoCo 103	--	--	Exempt
W.CoCo 104	--	--	Exempt
W.CoCo 105	--	--	Exempt
W.CoCo 106	1/5/2022 10:50	1.53	
W.CoCo 107	--	--	Exempt
W.CoCo 108	--	--	Exempt
W.CoCo 109	1/5/2022 11:20	1.03	
W.CoCo 110	1/5/2022 11:23	0.98	
W.CoCo 111	1/5/2022 11:32	1.26	
W.CoCo 112	--	--	Exempt
W.CoCo 113	1/5/2022 11:52	1.19	
W.CoCo 114	1/5/2022 12:01	1.21	
W.CoCo 115	1/5/2022 12:06	1.49	
W.CoCo 116	1/5/2022 12:09	1.86	
W.CoCo 117	1/5/2022 11:45	1.95	
W.CoCo 118	1/5/2022 12:01	1.95	
W.CoCo 119	1/5/2022 12:08	1.90	
W.CoCo 120	--	--	Exempt
W.CoCo 121	1/5/2022 12:31	1.84	
W.CoCo 122	1/5/2022 12:36	1.84	
W.CoCo 123	1/5/2022 12:39	1.92	
W.CoCo 124	--	--	Exempt
W.CoCo 125	--	--	Exempt
W.CoCo 126	1/5/2022 11:48	0.99	
W.CoCo 127	1/5/2022 11:52	1.03	
W.CoCo 128	1/5/2022 11:56	1.07	
W.CoCo 129	1/5/2022 11:59	1.08	



## First Quarter 2022

**Table 2. Integrated Surface Emissions Monitoring Results  
West Contra Costa County Landfill, Contra Costa County, California**

Point Name	Record Date	FID Concentration (ppm)	Comments
W.CoCo 130	1/5/2022 12:05	1.26	
W.CoCo 131	1/5/2022 09:58	1.44	
W.CoCo 132	1/5/2022 14:36	1.27	
W.CoCo 133	1/5/2022 14:42	1.23	
W.CoCo 134	1/5/2022 14:47	1.24	
W.CoCo 135	1/5/2022 14:55	1.20	
W.CoCo 136	--	--	Exempt
W.CoCo 137	1/5/2022 15:06	1.23	
W.CoCo 138	1/5/2022 15:18	1.24	
W.CoCo 139	1/5/2022 15:26	1.15	
W.CoCo 140	1/5/2022 15:34	1.20	
W.CoCo 141	1/5/2022 15:39	1.18	
W.CoCo 142	--	--	Exempt
W.CoCo 143	1/5/2022 15:49	1.21	
W.CoCo 144	1/5/2022 10:12	1.44	
W.CoCo 145	1/5/2022 10:16	1.41	
W.CoCo 146	1/5/2022 10:24	1.53	
W.CoCo 147	1/5/2022 10:31	1.54	
W.CoCo 148	1/5/2022 10:36	1.56	
W.CoCo 149	1/5/2022 10:41	1.57	
W.CoCo 150	--	--	Exempt
W.CoCo 151	--	--	Exempt
W.CoCo 152	--	--	Exempt
W.CoCo 153	--	--	Exempt
W.CoCo 154	--	--	Exempt
W.CoCo 155	--	--	Exempt
W.CoCo 156	--	--	Exempt
W.CoCo 157	--	--	Exempt
W.CoCo 158	--	--	Exempt
W.CoCo 159	--	--	Exempt
W.CoCo 160	1/5/2022 12:27	1.06	
W.CoCo 161	--	--	Exempt
W.CoCo 162	1/5/2022 15:21	1.26	
W.CoCo 163	1/5/2022 15:20	1.25	
W.CoCo 164	1/5/2022 15:18	1.24	
W.CoCo 165	--	--	Exempt



## Attachment 5

### Calibration Logs



**SO<sub>2</sub> AND O<sub>3</sub> EMISSIONS MONITORING  
CALIBRATION AND PERTINENT DATA**

Date: 1-5-22 Site Name: VCC  
 Inspector(s): Don Gibson Instrument: TVA2020

**WEATHER OBSERVATIONS**

Wind Speed: 4 MPH Wind Direction: S Barometric Pressure: 30 "Hg  
 Air Temperature: 50 °F General Weather Conditions: cloudy

**CALIBRATION INFORMATION**

Pre-monitoring Calibration Precision Check

*Procedure: Calibrate the instrument. Make a total of three measurements by alternating zero air and the calibration gas. Record the readings and calculate the average algebraic difference between the instrument reading and the calibration gas as a percentage. The calibration precision must be less than or equal to 10% of the calibration gas value.*

Instrument Serial Number: 5420 Cal Gas Concentration: 500

Trial	Zero Air Reading	Cal Gas Reading	Cal Gas Conc.-Cal Gas Reading	Response Time (seconds)
1	0	499	1	3
2	0	501	1	3
3	0	502	1	3

Average Difference: 1

\*Perform recalibration if average difference is greater than 10

Calibration Precision = Average Difference / Cal Gas Conc. X 100%

$$= \frac{100\% - \uparrow}{500} \times 100\% = 99.8\%$$

Span Sensitivity:

Trial 1:	Trial 3:
Counts Observed for the Span = <u>132524</u>	Counts Observed for the Span = <u>134894</u>
Counters Observed for the Zero = <u>3753</u>	Counters Observed for the Zero = <u>3758</u>
Trial 2:	
Counts Observed for the Span = <u>133821</u>	
Counters Observed for the Zero = <u>3742</u>	

Post Monitoring Calibration Check

Zero Air Reading: 0 ppm Cal Gas Reading: 500 ppm

**BACKGROUND CONCENTRATIONS CHECKS**

Upwind Location Description: Grid 31 Reading: 1.3 ppm  
 Downwind Location Description: Alare Reading: 1.4 ppm

**Notes:** Wind speed averages were observed to remain below the alternative requested 10 miles per hour and no instantaneous speeds exceeded 20 miles per hour. No rainfall had occurred within the previous 24 hours of the monitoring event. Therefore, site meteorological conditions were within the requested alternatives of the LMR requirements on the above mentioned date.

# SURFACE EMISSIONS MONITORING CALIBRATION AND PERTINENT DATA

*post*

Date: 1-5-22  
Inspector(s): Don G

Site Name: WCC  
Instrument: TVA 2020

**WEATHER OBSERVATIONS**

Wind Speed: 97 MPH      Wind Direction: W      Barometric Pressure: 30 "Hg  
Air Temperature: 58 °F      General Weather Conditions: Cloudy

**CALIBRATION INFORMATION**

Pre-monitoring Calibration Precision Check

*Procedure: Calibrate the instrument. Make a total of three measurements by alternating zero air and the calibration gas. Record the readings and calculate the average algebraic difference between the instrument reading and the calibration gas as a percentage. The calibration precision must be less than or equal to 10% of the calibration gas value.*

Instrument Serial Number: 5420      Cal Gas Concentration: 500ppm

Trial	Zero Air Reading	Cal Gas Reading	Cal Gas Conc.-Cal Gas Reading	Response Time (seconds)
1		501		
2		501		
3		501		

Average Difference: 1

\*Perform recalibration if average difference is greater than 10

Calibration Precision= Average Difference/Cal Gas Conc. X 100%

$$= 100\% - \frac{1}{500} \times 100\%$$

$$= 99.8\%$$

Span Sensitivity:

Trial 1:	Trial 3:
Counts Observed for the Span= <u>135824</u>	Counts Observed for the Span= <u>135453</u>
Counters Observed for the Zero= <u>3758</u>	Counters Observed for the Zero= <u>3712</u>
<b>Trial 2:</b>	
Counts Observed for the Span= <u>135715</u>	
Counters Observed for the Zero= <u>3731</u>	

Post Monitoring Calibration Check

Zero Air Reading: 0 ppm      Cal Gas Reading: 500 ppm

**BACKGROUND CONCENTRATIONS CHECKS**

Upwind Location Description: Grid 31      Reading: 1.5 ppm  
Downwind Location Description: Plare      Reading: 1.5 ppm

**Notes:** Wind speed averages were observed to remain below the alternative requested 10 miles per hour and no instantaneous speeds exceeded 20 miles per hour. No rainfall had occurred within the previous 24 hours of the monitoring event. Therefore, site meteorological conditions were within the requested alternatives of the LMR requirements on the above mentioned date.

## SURFACE EMISSIONS MONITORING CALIBRATION AND PERTINENT DATA

Date: 1-5-22 Site Name: WCC  
 Inspector(s): Bryan O Instrument: TVA 2020

### WEATHER OBSERVATIONS

Wind Speed: 4 MPH Wind Direction: S Barometric Pressure: 30.3 "Hg  
 Air Temperature: 50 °F General Weather Conditions: cloudy

### CALIBRATION INFORMATION

Pre-monitoring Calibration Precision Check

*Procedure: Calibrate the instrument. Make a total of three measurements by alternating zero air and the calibration gas. Record the readings and calculate the average algebraic difference between the instrument reading and the calibration gas as a percentage. The calibration precision must be less than or equal to 10% of the calibration gas value.*

Instrument Serial Number: 1215 Cal Gas Concentration: 500ppm

Trial	Zero Air Reading	Cal Gas Reading	Cal Gas Conc.-Cal Gas Reading	Response Time (seconds)
1	<u>-0.2</u>	<u>500</u>	<u>0</u>	<u>2</u>
2	<u>-0.2</u>	<u>500</u>	<u>0</u>	<u>3</u>
3	<u>-0.2</u>	<u>501</u>	<u>1</u>	<u>3</u>

Average Difference: 0.33  
\*Perform recalibration if average difference is greater than 10

Calibration Precision = Average Difference / Cal Gas Conc. X 100%

$$= 100\% \cdot \frac{0.33}{500} \times 100\%$$

$$= 99.9\%$$

### Span Sensitivity:

Trial 1:	Trial 3:
Counts Observed for the Span = <u>134740</u>	Counts Observed for the Span = <u>138297</u>
Counters Observed for the Zero = <u>3062</u>	Counters Observed for the Zero = <u>3071</u>
Trial 2:	
Counts Observed for the Span = <u>143080</u>	
Counters Observed for the Zero = <u>3067</u>	

### Post Monitoring Calibration Check

Zero Air Reading: 0 ppm Cal Gas Reading: 500 ppm

### BACKGROUND CONCENTRATIONS CHECKS

Upwind Location Description: G731 Reading: 1.3 ppm  
 Downwind Location Description: Flare Reading: 1.5 ppm

**Notes:** Wind speed averages were observed to remain below the alternative requested 10 miles per hour and no instantaneous speeds exceeded 20 miles per hour. No rainfall had occurred within the previous 24 hours of the monitoring event. Therefore, site meteorological conditions were within the requested alternatives of the LMR requirements on the above mentioned date.

## SURFACE EMISSIONS MONITORING CALIBRATION AND PERTINENT DATA

Date: 1-5-22 Site Name: WCC  
 Inspector(s): B. Sanders Instrument: TVA 2020

### WEATHER OBSERVATIONS

Wind Speed: 4 MPH Wind Direction: 305 Barometric Pressure: 30.3 "Hg  
 Air Temperature: 50 °F General Weather Conditions: cloudy

### CALIBRATION INFORMATION

Pre-monitoring Calibration Precision Check

*Procedure: Calibrate the instrument. Make a total of three measurements by alternating zero air and the calibration gas. Record the readings and calculate the average algebraic difference between the instrument reading and the calibration gas as a percentage. The calibration precision must be less than or equal to 10% of the calibration gas value.*

Instrument Serial Number: 4106 Cal Gas Concentration: 500ppm

Trial	Zero Air Reading	Cal Gas Reading	Cal Gas Conc.-Cal Gas Reading	Response Time (seconds)
1	<u>0.0</u>	<u>500</u>	<u>0</u>	<u>2</u>
2	<u>0.0</u>	<u>499</u>	<u>1</u>	<u>3</u>
3	<u>0.0</u>	<u>499</u>	<u>1</u>	<u>2</u>

Average Difference: 0.6  
\*Perform recalibration if average difference is greater than 10

Calibration Precision= Average Difference/Cal Gas Conc. X 100%

$$= 100\% - \frac{499.34}{500} \times 100\%$$

$$= 99.8\%$$

Span Sensitivity:

Trial 1:	Trial 3:
Counts Observed for the Span= <u>137372</u>	Counts Observed for the Span= <u>139116</u>
Counters Observed for the Zero= <u>5287</u>	Counters Observed for the Zero= <u>5380</u>
Trial 2:	
Counts Observed for the Span= <u>136020</u>	
Counters Observed for the Zero= <u>5323</u>	

Post Monitoring Calibration Check

Zero Air Reading: 0 ppm Cal Gas Reading: 500 ppm

### BACKGROUND CONCENTRATIONS CHECKS

Upwind Location Description: 931 Reading: 1.3 ppm  
 Downwind Location Description: Flare Reading: 1.6 ppm

**Notes:** Wind speed averages were observed to remain below the alternative requested 10 miles per hour and no instantaneous speeds exceeded 20 miles per hour. No rainfall had occurred within the previous 24 hours of the monitoring event. Therefore, site meteorological conditions were within the requested alternatives of the LMR requirements on the above mentioned date.

## SURFACE EMISSIONS MONITORING CALIBRATION AND PERTINENT DATA

Date: 1-5-28 Site Name: WCC  
 Inspector(s): Liam M Instrument: TVA 2020

### WEATHER OBSERVATIONS

Wind Speed: 4 MPH Wind Direction: S Barometric Pressure: 30.3 "Hg  
 Air Temperature: 50 °F General Weather Conditions: cloudy

### CALIBRATION INFORMATION

Pre-monitoring Calibration Precision Check

*Procedure: Calibrate the instrument. Make a total of three measurements by alternating zero air and the calibration gas. Record the readings and calculate the average algebraic difference between the instrument reading and the calibration gas as a percentage. The calibration precision must be less than or equal to 10% of the calibration gas value.*

Instrument Serial Number: 1220 Cal Gas Concentration: 500ppm

Trial	Zero Air Reading	Cal Gas Reading	Cal Gas Conc.-Cal Gas Reading	Response Time (seconds)
1	0.0	500	2	3
2	0.0	502	2	3
3	0.0	501	1	3

Average Difference: 1.0

\*Perform recalibration if average difference is greater than 10

Calibration Precision = Average Difference / Cal Gas Conc. X 100%

$$= 100\% - \frac{499}{500} \times 100\%$$

$$= 99.8\%$$

Span Sensitivity:

Trial 1:	Trial 3:
Counts Observed for the Span = <u>137272</u>	Counts Observed for the Span = <u>137816</u>
Counters Observed for the Zero = <u>3676</u>	Counters Observed for the Zero = <u>3622</u>
Trial 2:	
Counts Observed for the Span = <u>137356</u>	
Counters Observed for the Zero = <u>3661</u>	

Post Monitoring Calibration Check

Zero Air Reading: 0 ppm Cal Gas Reading: 500 ppm

### BACKGROUND CONCENTRATIONS CHECKS

Upwind Location Description: G31 Reading: 1.3 ppm  
 Downwind Location Description: Flare Reading: 1.4 ppm

**Notes:** Wind speed averages were observed to remain below the alternative requested 10 miles per hour and no instantaneous speeds exceeded 20 miles per hour. No rainfall had occurred within the previous 24 hours of the monitoring event. Therefore, site meteorological conditions were within the requested alternatives of the LMR requirements on the above mentioned date.

## SURFACE EMISSIONS MONITORING CALIBRATION AND PERTINENT DATA

Date: 1-5-22 Site Name: WCC  
 Inspector(s): Robert M Instrument: TVA 2020

### WEATHER OBSERVATIONS

Wind Speed: 4 MPH Wind Direction: S Barometric Pressure: 30.3 "Hg  
 Air Temperature: 50 °F General Weather Conditions: cloudy

### CALIBRATION INFORMATION

Pre-monitoring Calibration Precision Check

*Procedure: Calibrate the instrument. Make a total of three measurements by alternating zero air and the calibration gas. Record the readings and calculate the average algebraic difference between the instrument reading and the calibration gas as a percentage. The calibration precision must be less than or equal to 10% of the calibration gas value.*

Instrument Serial Number: 2367 Cal Gas Concentration: 500ppm

Trial	Zero Air Reading	Cal Gas Reading	Cal Gas Conc.-Cal Gas Reading	Response Time (seconds)
1	0.0	503	3	3
2	0.0	499	1	3
3	0.0	501	1	3

Average Difference: 1.33  
\*Perform recalibration if average difference is greater than 10

Calibration Precision = Average Difference / Cal Gas Conc. X 100%

$$= 100\% - \frac{498.67}{500} \times 100\%$$

$$= 99.7\%$$

Span Sensitivity:

Trial 1:	Trial 3:
Counts Observed for the Span = <u>135272</u>	Counts Observed for the Span = <u>136704</u>
Counters Observed for the Zero = <u>4707</u>	Counters Observed for the Zero = <u>4682</u>
Trial 2:	
Counts Observed for the Span = <u>135604</u>	
Counters Observed for the Zero = <u>4687</u>	

Post Monitoring Calibration Check

Zero Air Reading: 0 ppm Cal Gas Reading: 500 ppm

### BACKGROUND CONCENTRATIONS CHECKS

Upwind Location Description: G31 Reading: 1.3 ppm  
 Downwind Location Description: Flare Reading: 2.4 ppm

**Notes:** Wind speed averages were observed to remain below the alternative requested 10 miles per hour and no instantaneous speeds exceeded 20 miles per hour. No rainfall had occurred within the previous 24 hours of the monitoring event. Therefore, site meteorological conditions were within the requested alternatives of the LMR requirements on the above mentioned date.

## SURFACE EMISSIONS MONITORING CALIBRATION AND PERTINENT DATA

Date: 1-5-28 Site Name: WCC  
 Inspector(s): Michael M Instrument: TVA 2020

### WEATHER OBSERVATIONS

Wind Speed: 4 MPH Wind Direction: S Barometric Pressure: 30.3 "Hg  
 Air Temperature: 50 °F General Weather Conditions: cloudy

### CALIBRATION INFORMATION

Pre-monitoring Calibration Precision Check

*Procedure: Calibrate the instrument. Make a total of three measurements by alternating zero air and the calibration gas. Record the readings and calculate the average algebraic difference between the instrument reading and the calibration gas as a percentage. The calibration precision must be less than or equal to 10% of the calibration gas value.*

Instrument Serial Number: 5420 Cal Gas Concentration: 500ppm

Trial	Zero Air Reading	Cal Gas Reading	Cal Gas Conc.-Cal Gas Reading	Response Time (seconds)
1	<u>0.0</u>	<u>499</u>	<u>1</u>	<u>3</u>
2	<u>0.0</u>	<u>500</u>	<u>0</u>	<u>3</u>
3	<u>0.0</u>	<u>500</u>	<u>0</u>	<u>3</u>

Average Difference: 0.3

\*Perform recalibration if average difference is greater than 10

Calibration Precision= Average Difference/Cal Gas Conc. X 100%

$$= 100\% - \frac{499.7}{500} \times 100\%$$

$$= 99.9\%$$

Span Sensitivity:

Trial 1:	Trial 3:
Counts Observed for the Span= <u>118104</u>	Counts Observed for the Span= <u>118608</u>
Counters Observed for the Zero= <u>3642</u>	Counters Observed for the Zero= <u>3596</u>
Trial 2:	
Counts Observed for the Span= <u>117292</u>	
Counters Observed for the Zero= <u>3686</u>	

Post Monitoring Calibration Check

Zero Air Reading: 0 ppm Cal Gas Reading: 500 ppm

### BACKGROUND CONCENTRATIONS CHECKS

Upwind Location Description: G31 Reading: 1.3 ppm  
 Downwind Location Description: Flare Reading: 1.5 ppm

**Notes:** Wind speed averages were observed to remain below the alternative requested 10 miles per hour and no instantaneous speeds exceeded 20 miles per hour. No rainfall had occurred within the previous 24 hours of the monitoring event. Therefore, site meteorological conditions were within the requested alternatives of the LMR requirements on the above mentioned date.

Post

### SURFACE EMISSIONS MONITORING CALIBRATION AND PERTINENT DATA

Date: 1-5-28 Site Name: WCC  
Inspector(s): \_\_\_\_\_ Instrument: TVA 2020

#### WEATHER OBSERVATIONS

Wind Speed: 7 MPH Wind Direction: W Barometric Pressure: 30.09 "Hg  
Air Temperature: 58 °F General Weather Conditions: cloudy

#### CALIBRATION INFORMATION

Pre-monitoring Calibration Precision Check

*Procedure: Calibrate the instrument. Make a total of three measurements by alternating zero air and the calibration gas. Record the readings and calculate the average algebraic difference between the instrument reading and the calibration gas as a percentage. The calibration precision must be less than or equal to 10% of the calibration gas value.*

Instrument Serial Number: \_\_\_\_\_ Cal Gas Concentration: 500ppm

Trial	Zero Air Reading	Cal Gas Reading	Cal Gas Conc.-Cal Gas Reading	Response Time (seconds)
1	<u>1</u>	<u>500</u>	<u>0</u>	<u>3</u>
2	<u>0</u>	<u>498</u>	<u>2</u>	<u>3</u>
3	<u>2</u>	<u>498</u>	<u>2</u>	<u>4</u>

Average Difference: 1.3  
\*Perform recalibration if average difference is greater than 10

Calibration Precision= Average Difference/Cal Gas Conc. X 100%

$$= 100\% - \frac{1.3}{500} \times 100\%$$

$$= 99.7\%$$

#### Span Sensitivity:

<b>Trial 1:</b> Counts Observed for the Span= _____ Counters Observed for the Zero= _____	<b>Trial 3:</b> Counts Observed for the Span= _____ Counters Observed for the Zero= _____
<b>Trial 2:</b> Counts Observed for the Span= _____ Counters Observed for the Zero= _____	

#### Post Monitoring Calibration Check

Zero Air Reading: 0 ppm Cal Gas Reading: 500 ppm

#### BACKGROUND CONCENTRATIONS CHECKS

Upwind Location Description: \_\_\_\_\_ Reading: 1.3 ppm  
Downwind Location Description: \_\_\_\_\_ Reading: 7.6 ppm

**Notes:** Wind speed averages were observed to remain below the alternative requested 10 miles per hour and no instantaneous speeds exceeded 20 miles per hour. No rainfall had occurred within the previous 24 hours of the monitoring event. Therefore, site meteorological conditions were within the requested alternatives of the LMR requirements on the above mentioned date.



## SURFACE EMISSIONS MONITORING CALIBRATION AND PERTINENT DATA

Date: 1-5-22 Site Name: WCC  
 Inspector(s): Michael M Instrument: TVA 2020

### WEATHER OBSERVATIONS

Wind Speed: 7 MPH Wind Direction: W Barometric Pressure: 30.09 "Hg  
 Air Temperature: 58 °F General Weather Conditions: cloudy

### CALIBRATION INFORMATION

Pre-monitoring Calibration Precision Check

*Procedure: Calibrate the instrument. Make a total of three measurements by alternating zero air and the calibration gas. Record the readings and calculate the average algebraic difference between the instrument reading and the calibration gas as a percentage. The calibration precision must be less than or equal to 10% of the calibration gas value.*

Instrument Serial Number: 5420 Cal Gas Concentration: 500ppm

Trial	Zero Air Reading	Cal Gas Reading	Cal Gas Conc.-Cal Gas Reading	Response Time (seconds)
1	<u>.0</u>	<u>499</u>	<u>1</u>	<u>4</u>
2	<u>.2</u>	<u>507</u>	<u>1</u>	<u>3</u>
3	<u>.0</u>	<u>500</u>	<u>0</u>	<u>4</u>

Average Difference: .6

\*Perform recalibration if average difference is greater than 10

Calibration Precision= Average Difference/Cal Gas Conc. X 100%

$$= 100\% - \frac{.6}{500} \times 100\% = 99.8\%$$

Span Sensitivity:

Trial 1:	Trial 3:
Counts Observed for the Span= <u>119140</u>	Counts Observed for the Span= <u>119325</u>
Counters Observed for the Zero= <u>3617</u>	Counters Observed for the Zero= <u>3679</u>
Trial 2:	
Counts Observed for the Span= <u>119687</u>	
Counters Observed for the Zero= <u>3649</u>	

Post Monitoring Calibration Check

Zero Air Reading: 0 ppm Cal Gas Reading: 500 ppm

### BACKGROUND CONCENTRATIONS CHECKS

Upwind Location Description: C731 Reading: 1.3 ppm  
 Downwind Location Description: Flare Reading: 1.5 ppm

**Notes:** Wind speed averages were observed to remain below the alternative requested 10 miles per hour and no instantaneous speeds exceeded 20 miles per hour. No rainfall had occurred within the previous 24 hours of the monitoring event. Therefore, site meteorological conditions were within the requested alternatives of the LMR requirements on the above mentioned date.

## SURFACE EMISSIONS MONITORING CALIBRATION AND PERTINENT DATA

Date: 1-5-22 Site Name: WCC  
 Inspector(s): Robert M Instrument: TVA 2020

### WEATHER OBSERVATIONS

Wind Speed: 7 MPH Wind Direction: W Barometric Pressure: 30.03 "Hg  
 Air Temperature: 58 °F General Weather Conditions: cloudy

### CALIBRATION INFORMATION

Pre-monitoring Calibration Precision Check

*Procedure: Calibrate the instrument. Make a total of three measurements by alternating zero air and the calibration gas. Record the readings and calculate the average algebraic difference between the instrument reading and the calibration gas as a percentage. The calibration precision must be less than or equal to 10% of the calibration gas value.*

Instrument Serial Number: 2367 Cal Gas Concentration: 500ppm

Trial	Zero Air Reading	Cal Gas Reading	Cal Gas Conc.-Cal Gas Reading	Response Time (seconds)
1	<u>0</u>	<u>499</u>	<u>1</u>	<u>5</u>
2	<u>-1</u>	<u>500</u>	<u>0</u>	<u>3</u>
3	<u>-1</u>	<u>502</u>	<u>2</u>	<u>3</u>

Average Difference: 1

\*Perform recalibration if average difference is greater than 10

Calibration Precision= Average Difference/Cal Gas Conc. X 100%

$$= 100\% - \frac{1}{500} \times 100\% = 99.8\%$$

Span Sensitivity:

<b>Trial 1:</b> Counts Observed for the Span= <u>134896</u> Counters Observed for the Zero= <u>4687</u>	<b>Trial 3:</b> Counts Observed for the Span= <u>135287</u> Counters Observed for the Zero= <u>4710</u>
<b>Trial 2:</b> Counts Observed for the Span= <u>135194</u> Counters Observed for the Zero= <u>4659</u>	

Post Monitoring Calibration Check

Zero Air Reading: 0 ppm Cal Gas Reading: 500 ppm

### BACKGROUND CONCENTRATIONS CHECKS

Upwind Location Description: G31 Reading: 1.3 ppm  
 Downwind Location Description: Flare Reading: 1.4 ppm

**Notes:** Wind speed averages were observed to remain below the alternative requested 10 miles per hour and no instantaneous speeds exceeded 20 miles per hour. No rainfall had occurred within the previous 24 hours of the monitoring event. Therefore, site meteorological conditions were within the requested alternatives of the LMR requirements on the above mentioned date.

## SURFACE EMISSIONS MONITORING CALIBRATION AND PERTINENT DATA

Date: 1-5-22 Site Name: WCC  
 Inspector(s): Liam M Instrument: TVA 2020

### WEATHER OBSERVATIONS

Wind Speed: 7 MPH Wind Direction: W Barometric Pressure: 30.07 "Hg  
 Air Temperature: 58 °F General Weather Conditions: cloudy

### CALIBRATION INFORMATION

Pre-monitoring Calibration Precision Check

*Procedure: Calibrate the instrument. Make a total of three measurements by alternating zero air and the calibration gas. Record the readings and calculate the average algebraic difference between the instrument reading and the calibration gas as a percentage. The calibration precision must be less than or equal to 10% of the calibration gas value.*

Instrument Serial Number: 1220 Cal Gas Concentration: 500ppm

Trial	Zero Air Reading	Cal Gas Reading	Cal Gas Conc.-Cal Gas Reading	Response Time (seconds)
1	<u>1</u>	<u>500</u>	<u>0</u>	<u>4</u>
2	<u>.2</u>	<u>498</u>	<u>2</u>	<u>5</u>
3	<u>.0</u>	<u>499</u>	<u>1</u>	<u>4</u>

Average Difference: 1  
\*Perform recalibration if average difference is greater than 10

Calibration Precision= Average Difference/Cal Gas Conc. X 100%

$$= 100\% \cdot \frac{1}{500} \times 100\% = 99.8\%$$

Span Sensitivity:

<b>Trial 1:</b> Counts Observed for the Span= <u>136942</u> Counters Observed for the Zero=	<b>Trial 3:</b> Counts Observed for the Span= <u>137295</u> Counters Observed for the Zero=
<b>Trial 2:</b> Counts Observed for the Span= <u>137849</u> Counters Observed for the Zero=	

Post Monitoring Calibration Check

Zero Air Reading: 0 ppm Cal Gas Reading: 500 ppm

### BACKGROUND CONCENTRATIONS CHECKS

Upwind Location Description: G31 Reading: 1.3 ppm  
 Downwind Location Description: Flare Reading: 1.5 ppm

**Notes:** Wind speed averages were observed to remain below the alternative requested 10 miles per hour and no instantaneous speeds exceeded 20 miles per hour. No rainfall had occurred within the previous 24 hours of the monitoring event. Therefore, site meteorological conditions were within the requested alternatives of the LMR requirements on the above mentioned date.

### SURFACE EMISSIONS MONITORING CALIBRATION AND PERTINENT DATA

Date: 1-5-22 Site Name: WCC  
 Inspector(s): B. Sanders Instrument: TVA 2020

#### WEATHER OBSERVATIONS

Wind Speed: 7 MPH Wind Direction: W Barometric Pressure: 30.09 "Hg  
 Air Temperature: 58 °F General Weather Conditions: cloudy

#### CALIBRATION INFORMATION

##### Pre-monitoring Calibration Precision Check

*Procedure: Calibrate the instrument. Make a total of three measurements by alternating zero air and the calibration gas. Record the readings and calculate the average algebraic difference between the instrument reading and the calibration gas as a percentage. The calibration precision must be less than or equal to 10% of the calibration gas value.*

Instrument Serial Number: 4106 Cal Gas Concentration: 500ppm

Trial	Zero Air Reading	Cal Gas Reading	Cal Gas Conc.-Cal Gas Reading	Response Time (seconds)
1	<u>.2</u>	<u>500</u>	<u>0</u>	<u>4</u>
2	<u>.0</u>	<u>502</u>	<u>2</u>	<u>5</u>
3	<u>.1</u>	<u>500</u>	<u>0</u>	<u>5</u>

Average Difference: .6  
\*Perform recalibration if average difference is greater than 10

Calibration Precision= Average Difference/Cal Gas Conc. X 100%  
 = 100% - .6 / 500 x 100%  
 = 99.8 %

##### Span Sensitivity:

Trial 1:	Trial 3:
Counts Observed for the Span= <u>137428</u>	Counts Observed for the Span= <u>137098</u>
Counters Observed for the Zero= <u>5217</u>	Counters Observed for the Zero= <u>5256</u>
Trial 2:	
Counts Observed for the Span= <u>136592</u>	
Counters Observed for the Zero= <u>5237</u>	

##### Post Monitoring Calibration Check

Zero Air Reading: 0 ppm Cal Gas Reading: 500 ppm

#### BACKGROUND CONCENTRATIONS CHECKS

Upwind Location Description: G731 Reading: 1.3 ppm  
 Downwind Location Description: Blare Reading: 1.5 ppm

**Notes:** Wind speed averages were observed to remain below the alternative requested 10 miles per hour and no instantaneous speeds exceeded 20 miles per hour. No rainfall had occurred within the previous 24 hours of the monitoring event. Therefore, site meteorological conditions were within the requested alternatives of the LMR requirements on the above mentioned date.

Post

### SURFACE EMISSIONS MONITORING CALIBRATION AND PERTINENT DATA

Date: 1-5-22 Site Name: WCC  
Inspector(s): Brujan O Instrument: TVA 2020

#### WEATHER OBSERVATIONS

Wind Speed: 7 MPH Wind Direction: W Barometric Pressure: 30.09 "Hg  
Air Temperature: 54 °F General Weather Conditions: cloudy

#### CALIBRATION INFORMATION

Pre-monitoring Calibration Precision Check

*Procedure: Calibrate the instrument. Make a total of three measurements by alternating zero air and the calibration gas. Record the readings and calculate the average algebraic difference between the instrument reading and the calibration gas as a percentage. The calibration precision must be less than or equal to 10% of the calibration gas value.*

Instrument Serial Number: 1215 Cal Gas Concentration: 500ppm

Trial	Zero Air Reading	Cal Gas Reading	Cal Gas Conc.-Cal Gas Reading	Response Time (seconds)
1	<u>.0</u>	<u>499</u>	<u>1</u>	<u>5</u>
2	<u>.1</u>	<u>501</u>	<u>1</u>	<u>5</u>
3	<u>.1</u>	<u>506</u>	<u>1</u>	<u>6</u>

Average Difference: 1  
\*Perform recalibration if average difference is greater than 10

Calibration Precision= Average Difference/Cal Gas Conc. X 100%

$$= 100\% - \frac{1}{500} \times 100\%$$

$$= 99.8\%$$

Span Sensitivity:

<b>Trial 1:</b>	Counts Observed for the Span= <u>134625</u>
	Counters Observed for the Zero= <u>3058</u>
<b>Trial 2:</b>	Counts Observed for the Span= <u>136289</u>
	Counters Observed for the Zero= <u>3072</u>

<b>Trial 3:</b>	Counts Observed for the Span= <u>135420</u>
	Counters Observed for the Zero= <u>3066</u>

Post Monitoring Calibration Check

Zero Air Reading: 0 ppm Cal Gas Reading: 500 ppm

#### BACKGROUND CONCENTRATIONS CHECKS

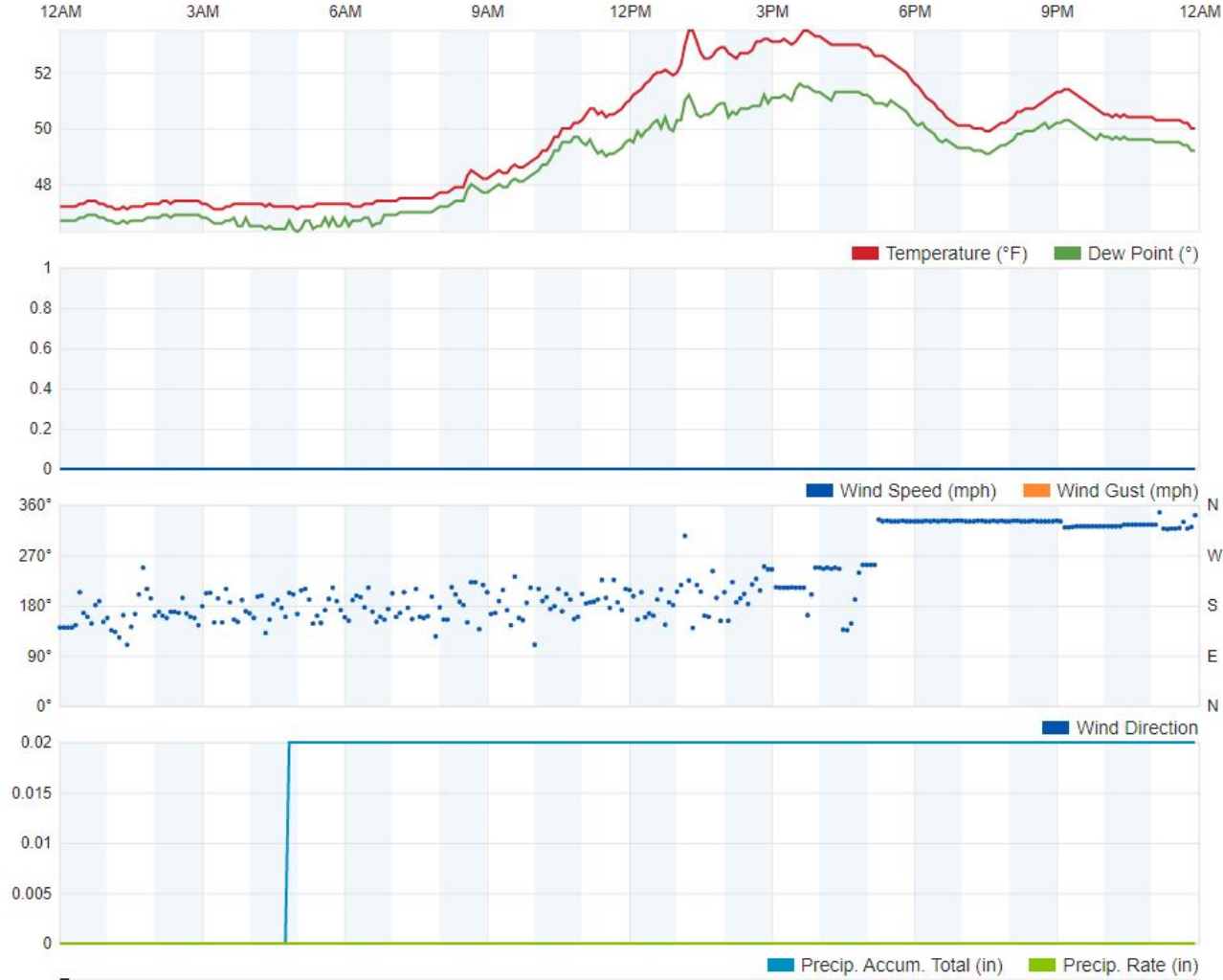
Upwind Location Description: G31 Reading: 1.3 ppm  
Downwind Location Description: Flare Reading: 1.5 ppm

**Notes:** Wind speed averages were observed to remain below the alternative requested 10 miles per hour and no instantaneous speeds exceeded 20 miles per hour. No rainfall had occurred within the previous 24 hours of the monitoring event. Therefore, site meteorological conditions were within the requested alternatives of the LMR requirements on the above mentioned date.

## Attachment 6

### Weather Data

January 5, 2022



## First Quarter 2022

### LMR Weather For January 5, 2022

West Contra Costa County Sanitary Landfill, Contra Costa County, California

## Appendix E – A-161 Source Test Results (January 27, 2022 Report)



**Republic Services**  
**West Contra Costa Sanitary Landfill**

**BAAQMD PLANT NO: 1840**

**Compliance Emissions Test Report #21406**  
**One - Enclosed Landfill Gas Flare (A-161)**

Located at:

**West Contra Costa Sanitary Landfill**  
1 Parr Blvd  
Richmond, CA 94801

Prepared for:

**Republic Services**  
**West Contra Costa Sanitary Landfill**  
3260 Blume Drive, Suite 200  
Richmond, CA 94806

Attn: Matt Beat

[mbeat@republicservices.com](mailto:mbeat@republicservices.com)

For Submittal to:

**Bay Area Air Quality Management District**  
**Compliance & Enforcement Division**  
375 Beale Street, Suite 600  
San Francisco, CA 94105

Attn: Gloria Espena & Marco Hernandez

[gespena@baaqmd.gov](mailto:gespena@baaqmd.gov)/[mhernandez@baaqmd.gov](mailto:mhernandez@baaqmd.gov)

[sourcetest@baaqmd.gov](mailto:sourcetest@baaqmd.gov)

Testing Performed on:

**December 17<sup>th</sup>, 2021**

Final Report Submitted on:

**January 27<sup>th</sup>, 2022**

Performed and Reported by:

**Blue Sky Environmental, Inc.**  
624 San Gabriel Avenue  
Albany, CA 94706

[bluesky@blueskyenvironmental.com](mailto:bluesky@blueskyenvironmental.com)

Office (510) 525 1261/Mobile (510) 508 3469



**Blue Sky Environmental, Inc**

**624 San Gabriel Avenue**

**Albany, CA 94706**

*Office (510) 525 1261*

*Cell (510) 508 3469*

*bluesky@blueskyenvironmental.com*

January 27<sup>th</sup>, 2022

Republic Services

West Contra Costa Sanitary Landfill, Inc

3260 Blume Drive, Suite 200

Richmond, CA 94806

Attn: Matt Beat

**Subject:** Source emissions test report for Flare A-161 located at the West Contra Costa Sanitary Landfill in Richmond, California, to determine compliance with condition 25293 of Bay Area Air Quality Management District (BAAQMD) permit to operate for Plant#1840.

**Test Date:** Testing was performed on December 17<sup>th</sup>, 2021.

**Sampling Location:** Sampling was conducted at the 35-foot exhaust stack of the flare through ports that were accessible using a 40-foot boom lift. Sampling ports were available that met EPA Method 1 minimum criteria of two stack diameters downstream from the nearest disturbance and 0.5 stack diameters upstream from the nearest disturbance or exhaust.

Blue Sky Environmental conducted a 16-point traverse of the 8-foot diameter stack with 4-inch ports (eight points at each port 90° apart) to check for the presence of cyclonic flow. Stratification was greater than 10%; therefore, subsequent CEM sampling was conducted using the same traverse points.

**Sampling Personnel:** Sampling was performed by Jeramie Richardson and Timothy Eandi of Blue Sky Environmental, Inc.

**Observing Personnel:** BAAQMD was notified of the scheduled source test in a Source Test Protocol submitted on December 6<sup>th</sup>, 2021 (NST-7076). No agency observers from BAAQMD were present during the test program. Mike Flanigan of SCS Engineers was on-site to assist with flare operations.

**Process Description:** West Contra Costa Sanitary Landfill is an active multi-material landfill with a gas collection system abated by two industrial landfill gas flares. Flare A-161 is a 46-MMBtu/hr flare used to burn excess landfill gas that is not being consumed by the facility's three IC engines (S-5, S-6 and S-37) to generate power. The flare is maintained at a set point of 1,500°F. Flare A-8 is used as a back-up to Flare A-161. The flares are not operated concurrently.

**Test Program:** Three consecutive 30-minute gaseous emissions tests were performed for oxides of nitrogen (NO<sub>x</sub>), carbon monoxide (CO), carbon dioxide (CO<sub>2</sub>), oxygen (O<sub>2</sub>), methane (CH<sub>4</sub>) and non-methane organic compounds (NMOC) at the exhaust stack of the flare. The sampling system was checked for leaks before the start of the testing, by plugging the sample probe and observing the sample rotameter flow drop to zero. Instrument linearity and system bias were checked. The



system response time for each analyzer was recorded. The temperatures of the heated sample line between the probe and sample conditioner/condenser, and the condenser exhaust temperatures were maintained within limits during each test run. Analyzer external calibrations were performed before and after each run using EPA protocol certified gas standards. Calibration gases were introduced to the sample manifold at the same flow rate as the sample. Any drift or bias was corrected using equation 100-3 from CARB Method 100. A NOx analyzer converter efficiency check was performed before the first test run and achieved an efficiency greater than 90%.

Concurrent with the emissions testing, Blue Sky Environmental collected a total of three LFG fuel samples for C<sub>1</sub> to C<sub>6+</sub> hydrocarbons, %CO<sub>2</sub>, %N<sub>2</sub>, BTU and F-factor by ASTM D-1945, NMOC by EPA Method 25C, and volatile organic compounds by EPA Method TO-15. The samples were collected in 6-liter SUMMA cannisters and analyzed by Atmospheric Analysis & Consulting, Inc (AAC) in Ventura, CA.

Three LFG samples were collected by SCS Engineers on Draeger tubes for H<sub>2</sub>S analysis. Total reduced sulfur (TRS) was calculated by multiplying the H<sub>2</sub>S results by 1.2 in accordance with the permit. Results were used to calculate the SO<sub>2</sub> emission concentration of the stack gas.

**Sampling and Analysis Methods:** The following Bay Area Air Quality Management District (BAAQMD), U.S. Environmental Protection Agency (EPA), and ASTM International sampling and analytical methods were used:

EPA Method 1	Sample Traverse Points
EPA Method 3A	O <sub>2</sub> , CO <sub>2</sub> Emissions
EPA Method 10	CO Emissions
EPA Method 7E	NO <sub>x</sub> Emissions
EPA Method ALT-097	CH <sub>4</sub> and NMOC Emissions
EPA Method 4	Moisture Calculation
EPA Method 25C	LFG Gas analysis for NMOC by GC
EPA Method 19	Flow Rate from Fuel Btu, Fd-Factor, and Stack % O <sub>2</sub>
ASTM D-1945/3588	Gas analysis for BTU and F-Factor
EPA Method TO-15	Toxic Air Contaminants

The sampling and analysis methods are summarized below:

**EPA Method 1 – Sample and Velocity Traverses for Stationary Sources**

This method is used to determine the duct or stack area and appropriate traverse points that represent equal areas of the duct for sampling and velocity measurements.

**EPA Method 3A – Determination of Oxygen and Carbon Dioxide Concentrations in Emissions from Stationary Sources (Instrumental Analyzer Procedure)**

This method is used to measure oxygen and carbon dioxide in stationary source emissions using a continuous instrumental analyzer to determine the molecular weight of the stack gas. A continuous representative gas sample is extracted from the sampling point and conditioned to remove water and particulate material. A small portion of the sample is passed through a fuel cell type paramagnetic oxygen analyzer which measures the electrical current generated by the oxidation reaction at the gas/fuel cell interface. Carbon dioxide is determined by passing the sample through a non-dispersive infrared analyzer (NDIR) tuned to a frequency at which carbon dioxide absorbs infrared radiation.



### **EPA Method 7E – Determination of Nitrogen Oxides Emissions from Stationary Sources (Instrumental Analyzer Procedure)**

This method is used to measure nitrogen oxides in stationary source emissions using a continuous instrumental analyzer. A continuous representative gas sample is extracted from the sampling point and conditioned to remove water and particulate material. Nitric oxide is determined by passing the sample through a chemiluminescent analyzer. The chemiluminescent process is based on the light given off when nitric oxide and ozone react. Nitrogen dioxide (NO<sub>2</sub>) concentrations are determined by passing the sample through a catalyst which reduces the NO<sub>2</sub> to NO. The total oxides of nitrogen concentration (NO<sub>2</sub> + NO) is then determined by chemiluminescence.

Section 16.2.2 of the method is used to determine the NO<sub>x</sub> analyzer NO<sub>2</sub> to NO conversion efficiency.

### **EPA Method 10 – Determination of Carbon Monoxide Emissions from Stationary Sources**

This method is used to measure carbon monoxide from integrated or continuous gas samples extracted from a sampling point. A continuous representative gas sample is extracted from the sampling point and conditioned to remove water and particulate material. Carbon monoxide is determined by passing the sample through a non-dispersive infrared analyzer (NDIR) tuned to a frequency at which carbon monoxide absorbs infrared radiation.

EPA Methods 3A, 7E and 10 are all continuous monitoring techniques using instrumental analyzers. Sampling is performed by extracting exhaust flue gas from the stack, conditioning the sample, and analyzing it by continuous monitoring gas analyzers in a continuing emissions monitoring (CEM) test van. The sampling system consists of a stainless steel sample probe, Teflon sample line, glass-fiber particulate filter, and glass moisture-knockout condensers in ice, followed by thermoelectric coolers (optional), Teflon sample transfer tubing, a diaphragm pump, and a stainless steel/Teflon manifold and flow control/delivery system. A constant sample and calibration gas supply pressure of 5 psi is provided to each analyzer to avoid pressure variable response differences. The entire sampling system is leak checked prior to and at the end of the sampling program.

The sampling and analytical system is checked for linearity with zero, mid (40-60%) and high span (80-100%) calibrations and is checked for system bias at the beginning and end of each run. System bias is determined by introducing calibration gas to the probe and pulling it through the entire sampling system. Individual test run calibrations use the calibration gas that most closely matches the stack gas effluent. All calibrations during testing are performed externally to incorporate any system bias that may exist. Sampling system bias, zero and calibration drift values are determined for each test. EPA Methods 3A, 6C, 7E and 10 all defer to EPA Method 7E for the calculations of effluent concentration, span, calibration gas, analyzer calibration error (linearity), sampling system bias, zero drift, calibration drift and response time.

All calibration gases are EPA Protocol #1. The analyzer data recording system consists of a Honeywell DPR3000 strip chart recorder supported by a Data Acquisition System (DAS).

### **EPA Method 19 – Determination of Sulfur Dioxide Removal Efficiency and Particulate Matter, Sulfur Dioxide, and Nitrogen Oxide Emission Rates**

This method is used to determine stack gas volumetric flow rates using oxygen-based F-factors. F-factors are ratios of combustion gas volumes to heat inputs. The heating value of the fuel in Btu per cubic foot is determined from analysis of fuel gas samples using ASTM D1946/1945 gas chromatography analytical procedures. The total cubic feet per hour of fuel multiplied times the Btu/cf provides million Btu per hour (MMBtu) heat input. The heat input in MMBtu/hr is



multiplied by the F-factor (DSCF/MMBtu) and adjusted for the measured oxygen content of the source to determine volumetric flow rate. The flow rates are used to determine emission rates.

### **EPA Method ALT-097 Determination of Total Gaseous Organic Concentration using a Flame Ionization Analyzer**

This is an acceptable alternative to EPA Method 25A for the determination of total hydrocarbons, methane, and non-methane organic compounds in stationary source emissions. The test uses TECO 55C GC/FID methane/non-methane analyzer. Heated Teflon sample gas transfer lines are used to provide a continuous sample to the analyzer. Heated lines are used to avoid moisture or hydrocarbon condensation.

The sampling and analytical system is checked for linearity with zero, low (25-35%), mid (45-55%), and high (80-90%) span calibrations. All calibrations during testing are performed externally to incorporate any system bias that may exist. A system linearity check is performed prior to testing and during testing and calibration drift checks are performed after every run. All data is corrected according to EPA Method 25A.

### **EPA Method 4 – Determination of Moisture Content in Stack Gas**

This method is used to determine the moisture content of stack gas. The sample is extracted and condensed in Greenburg-Smith impingers immersed in an ice bath and in a final impinger silica gel trap. The moisture is condensed in a solution of de-ionized water, or solutions of another type of sampling train if the moisture is being determined as part of another sampling method, such as EPA Method 5, SCAQMD Method 201.7 or BAAQMD ST-32. The moisture gain in the impinger solutions and silica gel is determined volumetrically and gravimetrically respectively. QA/QC procedures require that a minimum of 21 cubic feet of sample is pulled using a leak tight pump. The sample volume is measured with a calibrated dry gas meter. The impingers are immersed in an ice bath to maintain a gas outlet temperature of less than 68°F. Pre-test leak checks are performed for each run using a minimum 15 inches of mercury vacuum. Post-test leak checks are performed at the highest sample vacuum or greater. The leak test is acceptable if the leak rate is less than 0.02 cubic feet per minute or 4% of the average sampling rate, whichever is less. If the final leak check exceeds the criteria, either the volume is corrected based on the leak rate or the run is voided and repeated.

### **EPA Method 25C – Determination of Nonmethane Organic Compounds (NMOC) in Landfill Gas**

This method is used to sample and measure NMOC in landfill gases. Gases are collected in a pre-evacuated 6-Liter SUMMA canister with pre-set flow controller set to integrate over the desired test duration. The SUMMA® passivated canisters allow holding times up to 14 days. The sample gas is drawn by the canister vacuum through a micro-filter, pre-set orifice flow controller and on/off valve into the canister. The canister vacuum is monitored with a vacuum gauge to verify sample collection. The flow controller consists of capillary orifice tubing designed to sample for a pre-set duration of 0.5 hrs. The sample is injected into a GC column where the methane and CO<sub>2</sub> are flushed through and removed then the NMOC (ROC) fraction is oxidized to form CO<sub>2</sub> then reduced to methane and analyzed.

### **ASTM D-1945 – Analysis of Natural Gas by Gas Chromatography**

This method is used to measure fixed gases (such as oxygen, nitrogen, carbon monoxide, and carbon dioxide) and methane by gas chromatography (GC/TCD). Light hydrocarbons, including C1-C7, are analyzed by GC/FID. Samples are collected in pre-evacuated 6-Liter SUMMA canisters with pre-set flow controllers set to integrate over the desired test duration. The SUMMA® passivated canisters



allow holding times up to 14 days for the TO-15 Method list of volatile organics. The sample gas is drawn by the canister vacuum through a micro-filter, pre-set orifice flow controller and on/off valve into the canister. The canister vacuum is monitored with a vacuum gauge to verify sample collection. The flow controller consisted of capillary orifice tubing designed to sample for a pre-set duration of 0.75hrs.

**ASTM D-3588 – Standard Practice for Calculating Heat Value, Compressibility Factor, and Relative Density of Gaseous Fuels**

This method uses the molar composition of gaseous fuel determined from Method ASTM D-1945 to calculate the heating value and F-factor.

**EPA Compendium Method TO-15 – Determination of Toxic Organic Compounds in Ambient Air**

This method is used to measure volatile organic compounds that are included in the hazardous air pollutants (HAPs) listed in Title III of the Clean Air Act Amendments of 1990 by GC/MS (gas chromatography/mass spectroscopy). Samples are collected in pre-evacuated 6-Liter SUMMA canisters with pre-set flow controllers set to integrate over the desired test duration. The SUMMA® passivated canisters allow holding times up to 14 days for the TO-15 Method list of volatile organics. The sample gas is drawn by the canister vacuum through a micro-filter, pre-set orifice flow controller and on/off valve into the canister. The canister vacuum is monitored with a vacuum gauge to verify sample collection. The flow controller consisted of capillary orifice tubing designed to sample for a pre-set duration of 0.75hrs.

**Instrumentation:** The following continuous emissions analyzers were used:

Instrument	Analyte	Principle
Servomex Model 1440	O <sub>2</sub>	Paramagnetic
Servomex Model 1440	CO <sub>2</sub>	Infrared (IR)
TECO Model 42C	NO <sub>x</sub>	Chemiluminescence
TECO Model 48C	CO	GFC/IR
TECO Model 55C	CH <sub>4</sub> /NMOC	FID



**Test Results:** The compliance summary is presented below. Detailed source test emission results including the list of toxic air contaminants are provided in Tables 1 and 2. The flare met all compliance criteria.

Emission Parameter	Average Results Flare (A-161)	Permit Limit	Compliance Status
Total Reduced Sulfur (TRS), ppmvd in LFG	<20	300	In Compliance
NMOC, ppmvd in LFG as hexane	104	392	In Compliance
NO <sub>x</sub> , lb/MMBtu	0.0267	0.05	In Compliance
CO, lb/MMBtu	0.011	0.20	In Compliance
SO <sub>2</sub> ppmvd ( <i>calculated</i> )	<2.8	--	--
NMOC, ppmvd @ 3% O <sub>2</sub> as CH <sub>4</sub>	<2.4	30	In Compliance
NMOC Destruction Efficiency, %	>98.78%	>98%	In Compliance
CH <sub>4</sub> Destruction Efficiency, %	>99.998%	>99%	In Compliance

The appendices are organized as follows:

Calculations

All the calculations performed on the continuous emissions monitoring (CEM) data and flow rate calculations.

Laboratory Reports

All laboratory reports and chain of custody.

Field Data Sheets

All the CEMS data, any transcribed data from the strip charts.

Process Information

Relevant and available facility process operating documentation.

Calibration Gas Certificates

Certificates for the calibration gas standards.

Equipment Calibrations

Calibration records for equipment used (e.g., S-type pitots, dry gas meters, rotameters etc.)

Stack Diagram

Sketch or photograph of the stack.

Sample System Diagram

Schematic of the sampling system configuration

Permit / Authority to Construct

Permit to Operate / Authority to Construct

Source Test Plan

Sampling protocols submitted to the BAAQMD prior to testing



**Comments:** This source test was performed in accordance with the protocol submitted to BAAQMD. No deviations from the protocol or anomalies were observed during testing. The flare met all emissions compliance criteria.

The work performed herein was conducted under my supervision, and I certify that:

- a) the details and results contained within this report are to the best of my knowledge an authentic and accurate representation of the test program,
- b) that the sampling and analytical procedures and data presented in the report is authentic and accurate,
- c) that all testing details and conclusions are accurate and valid, and
- d) that the production rate and/or heat input rate during the source test are reported accurately.

If this report is submitted for compliance purposes it should only be reproduced in its entirety. If there are any questions concerning this report, please contact Jeramie Richardson at (810) 923-3181, Chuck Arrivas at (925) 338-4875 or Guy Worthington at (510) 508-3469.

Prepared by,

Anne Richardson

Reviewed by,

Julie Wose-Jennings



TABLE #1

RS-West Contra Costa Sanitary Landfill  
Flare A-161

Parameter	Run 1	Run 2	Run 3	Average Results	Permit Limits
Test Date	12/17/21	12/17/21	12/17/21		
Test Time	1056-1144	1211-1257	1319-1405		
Standard Temperature, °F	70	70	70		
<b>Process Parameters:</b>					
Flare Temperature, °F Average	1,503	1,501	1,502	1,502	>1,500
<b>Fuel:</b>					
Fuel Flow Rate, SCFM	731.9	744.0	763.6	746.5	
Fuel Heat Input, MMBtu/hr	18.1	18.9	19.7	18.9	
NMOC, ppmvd (EPA Method 25C)	617	630	628	625	
NMOC, ppmv as Hexane	103	105	105	104	392
NMOC, lb/hr	1.12	1.16	1.19	1.16	
CH <sub>4</sub> , ppmvd (EPA Method 25C)	414,000	427,000	432,000	424,333	
CH <sub>4</sub> , lb/hr	752.2	788.7	818.9	786.6	
TRS as H <sub>2</sub> S, ppmvd in Fuel (Dräger Tubes)	<20	<20	<20	<20	300
<b>Stack Gas:</b>					
Exhaust Flow Rate, DSCFM (EPA Method 19)	5,045	5,288	5,472	5,268	
Oxygen (O <sub>2</sub> ), % volume dry	12.6	12.9	13.0	12.82	
Carbon Dioxide (CO <sub>2</sub> ), % volume dry	7.1	6.9	6.8	6.92	
Water Vapor (H <sub>2</sub> O), %	5.3	7.8	8.4	7.2	
<b>NO<sub>x</sub> Emissions (reported as NO<sub>2</sub>):</b>					
NO <sub>x</sub> , ppmvd	13.5	13.2	13.6	13.4	
NO <sub>x</sub> , ppmvd @ 15% O <sub>2</sub>	9.6	9.7	10.1	9.8	
NO <sub>x</sub> , lb/hr	0.485	0.499	0.531	0.505	
NO <sub>x</sub> , lb/day	11.6	12.0	12.7	12.1	
NO <sub>x</sub> , lb/MMBtu	0.0269	0.0264	0.0270	0.0267	0.05
<b>CO Emissions:</b>					
CO, ppmvd	3.4	11.3	13.5	9.4	
CO, ppmvd @ 15% O <sub>2</sub>	2.5	8.3	10.0	6.9	
CO, lb/hr	0.076	0.26	0.32	0.22	
CO, lb/day	1.8	6.3	7.7	5.3	
CO, lb/MMBtu	0.0042	0.014	0.016	0.011	0.20
<b>SO<sub>2</sub> Emissions:</b>					
SO <sub>2</sub> , ppmvd (calculated emission concentration)	<2.9	<2.8	<2.8	<2.8	
SO <sub>2</sub> , ppmvd @ 15% O <sub>2</sub>	<2.1	<2.1	<2.1	<2.1	
SO <sub>2</sub> , ppmvd @ 3% O <sub>2</sub>	<6.3	<6.3	<6.3	<6.29	
SO <sub>2</sub> , lb/hr	<0.15	<0.15	<0.15	<0.15	
SO <sub>2</sub> , lb/day	<3.5	<3.6	<3.6	<3.6	
<b>Methane (CH<sub>4</sub>) Emissions:</b>					
CH <sub>4</sub> , ppmv wet (EPA Method 25A/ALT-078)	<1.0	<1.0	<1.0	<1.0	
CH <sub>4</sub> , ppmvd	<1.1	<1.1	<1.1	<1.1	
CH <sub>4</sub> , lb/hr	<0.013	<0.014	<0.015	<0.014	
<b>CH<sub>4</sub> Destruction Efficiency, %</b>	>99.998%	>99.998%	>99.998%	>99.998%	>99%
<b>NMOC Emissions (reported as CH<sub>4</sub>):</b>					
NMOC, ppmv wet (EPA Method 25A/ALT-078)	<1.0	<1.0	<1.0	<1.0	
NMOC, ppmvd	<1.1	<1.1	<1.1	<1.1	
NMOC, ppmvd @ 3% O <sub>2</sub>	<2.3	<2.4	<2.5	<2.4	30*
NMOC, lb/hr	<0.013	<0.014	<0.015	<0.014	
<b>NMOC Destruction Efficiency, %</b>	>98.82%	>98.78%	>98.75%	>98.78%	>98%*

\* Permit requirements are 30 ppmv NMOC @ 3% O<sub>2</sub> or >98% destruction efficiency

**WHERE,**

ppmvd = parts per million concentration by volume expressed on a dry gas basis

lb/hr = pound per hour emission rate

Tstd. = standard temperature (°R = °F + 460)

MW = molecular weight

DSCFM = dry standard cubic feet per minute

NO<sub>x</sub> = oxides of nitrogen, reported as NO<sub>2</sub> (MW = 46)

CO = carbon monoxide (MW = 28)

CH<sub>4</sub> = Methane (MW = 16)

NMOC = non-methane organic compounds, reported as CH<sub>4</sub> (MW = 16)

NMOC as Hexane = non-methane organic compounds as CH<sub>4</sub> + 6

TRS = total reduced sulfur

**CALCULATIONS,**

15% O<sub>2</sub> correction = ppm (NO<sub>x</sub>, CO) · 5.9 / (20.9 - %O<sub>2</sub>)

3% O<sub>2</sub> correction = ppm (NO<sub>x</sub>, CO) · 17.9 / (20.9 - %O<sub>2</sub>)

lb/hr = ppm · 8.223 E-5 · dscfm · MW of pollutant / Tstd. °R

lb/day = lb/hr · 24

Destruction Efficiency = (inlet lbs/hr - outlet lbs/hr) / inlet lbs/hr

SO<sub>2</sub> emission ppm = H<sub>2</sub>S in fuel · fuel flow/stack gas flow

< Value = < 2% of Analyzer Range

**TABLE # 2**

**Landfill Gas Toxic Air Contaminants**

**RS-West Contra Costa Sanitary Landfill**

**Flare A-161**

<b>Parmeter</b>	<b>WCCSL R1</b>	<b>WCCSL R2</b>	<b>WCCSL R3</b>	<b>Average Results (ppb)</b>	<b>Permit Limits (ppb)</b>
Test Date	12/17/21	12/17/21	12/17/21		
Test Time	1056-1144	1211-1257	1319-1405		
Acrylonitrile (limit 10 ppmv)	<161	<156	<161	<159	10,000
Benzene (limit 8.9 ppmv)	370	611	677	553	8,900
Benzyl Chloride	<161	<156	<161	<159	
1,3 Butadiene	<40.2	<38.9	<40.3	<39.8	
Carbon Tetrachloride	<40.2	<38.9	<40.3	<39.8	
Chlorobenzene (limit 1.5 ppmv)	<40.2	<38.9	41.1	<40.1	1,500
Chlorodifluoromethane	138	219	212	<189.7	
Chloroform	<40.2	<38.9	<40.3	<39.8	
1,1 Dichloroethane	<40.2	<38.9	<40.3	39.8	
1,1 Dichloroethene	<40.2	<38.9	<40.3	<39.8	
Ethylene Chloride (limit 350 ppmv)	<40.2	<38.9	<40.3	39.8	350,000
1,4 Dichlorobenzene	56.3	125	110	97.1	
Dichlorodifluoromethane	43.4	70.0	83.8	65.7	
Dichlorofluoromethane	<40.2	<38.9	<40.3	<39.8	
1,4 Dioxane	<80.4	<77.8	<80.6	<79.6	
Ethylbenzene (limit 41 ppmv)	561	1,070	1,150	927	41,000
Ethylene Dibromide(1,2 Dibromoethane)	<40.2	<38.9	<40.3	<39.8	
Fluorotrichloromethane(Trichlorofluoromethane)	<40.2	<38.9	<40.3	<39.8	
Hexane	290	478	527	432	
Isopropyl Alcohol	<161	<156	<161	<159	
Methylene Chloride	<80.4	<77.8	<80.6	<79.6	
Methyl Ethyl Ketone	<80.4	78.6	92.7	83.9	
Methyl Tert Butyl Ether	<161	<156	<161	<159.3	
Perchloroethylene (limit 4 ppmv)	<40.2	<38.9	44.3	<41.1	4,000
Styrene	<161	<156	<161	<159	
Toluene (limit 110 ppmv)	804	1,600	1,670	1,358	110,000
1,1,1 Trichloroethane	<40.2	<38.9	<40.3	<39.8	
1,1,2,2 Tetrachloroethane	<40.2	<38.9	<40.3	<39.8	
Trichloroethylene (limit 0.873 ppmv)	<40.2	<38.9	<40.3	<39.8	873
Vinyl Chloride (limit 6.4 ppmv)	<40.2	42.8	45.9	43.0	6,400
Xylene (limit 78 ppmv)	614	1,118	1,217	983	78,000

## Appendix F – Root Cause Analysis Forms



## PRESSURE EXCEEDANCE

### *Corrective Action Analysis and Implementation Schedule*

Date of Initial Exceedance:	2/5/2022
Collection Device ID:	WCLFH05B
Pressure Reading:	0.49

<b>Root Cause Analysis</b>	
Was the reason for the positive pressure due to one of the following:	
A fire or increased well temperature.	<input type="checkbox"/> Yes <input checked="" type="checkbox"/> No
Use of a geomembrane or synthetic cover.	<input type="checkbox"/> Yes <input checked="" type="checkbox"/> No
A decommissioned well.	<input type="checkbox"/> Yes <input checked="" type="checkbox"/> No
<ul style="list-style-type: none"> <li>• If YES to <b><u>ANY</u></b> of the above, exempt as per 40 CFR 62.16720(a)(3)(iii)/ 40 CFR §63.1958(b).</li> <li>• If NO to <b><u>ALL</u></b> of the above, continue the form.</li> </ul>	
Describe what was inspected.	
Gas well with on spot gas sample and vacuum lateral	
Describe what was determined to be the root cause of the exceedance.	
<p>PTO Condition Number 25293 Part 7(d)(iii), allows the horizontal collectors to operate at a HOV of 15 percent oxygen. In addition, PTO Condition Number 25293 Part 7(c)(ii), allows the horizontal collectors to be temporarily disconnected from vacuum if methane concentrations are below 5 percent or corresponding oxygen concentrations are at or above 15 percent. Per Condition Number 25293 Part 7(c)(i), these wells are allowed to stay disconnected until readings indicate methane above five percent or a pressure of 1.0 inches water column or more.</p>	
Determine the required next steps.	
Was the positive pressure remediated within 60 days since the initial exceedance?	<input checked="" type="checkbox"/> Yes <input type="checkbox"/> No
<ul style="list-style-type: none"> <li>• If YES, keep records of Root Cause Analysis. No reporting required.</li> <li>• If NO, continue with Corrective Action Analysis and Implementation Plan and submit Notification to state agency within 75 days of initial exceedance.</li> </ul>	



## PRESSURE EXCEEDANCE

### *Corrective Action Analysis and Implementation Schedule*

Date of Initial Exceedance:	2/26/2022
Collection Device ID:	WCLFH09B
Pressure Reading:	0.04

<b>Root Cause Analysis</b>	
Was the reason for the positive pressure due to one of the following:	
A fire or increased well temperature.	<input type="checkbox"/> Yes <input checked="" type="checkbox"/> No
Use of a geomembrane or synthetic cover.	<input type="checkbox"/> Yes <input checked="" type="checkbox"/> No
A decommissioned well.	<input type="checkbox"/> Yes <input checked="" type="checkbox"/> No
<ul style="list-style-type: none"> <li>• If YES to <b>ANY</b> of the above, exempt as per 40 CFR 62.16720(a)(3)(iii)/ 40 CFR §63.1958(b).</li> <li>• If NO to <b>ALL</b> of the above, continue the form.</li> </ul>	
Describe what was inspected.	
Gas well with on spot gas sample and vacuum lateral	
Describe what was determined to be the root cause of the exceedance.	
<p>PTO Condition Number 25293 Part 7(d)(iii), allows the horizontal collectors to operate at a HOV of 15 percent oxygen. In addition, PTO Condition Number 25293 Part 7(c)(ii), allows the horizontal collectors to be temporarily disconnected from vacuum if methane concentrations are below 5 percent or corresponding oxygen concentrations are at or above 15 percent. Per Condition Number 25293 Part 7(c)(i), these wells are allowed to stay disconnected until readings indicate methane above five percent or a pressure of 1.0 inches water column or more.</p>	
Determine the required next steps.	
Was the positive pressure remediated within 60 days since the initial exceedance?	<input checked="" type="checkbox"/> Yes <input type="checkbox"/> No
<ul style="list-style-type: none"> <li>• If YES, keep records of Root Cause Analysis. No reporting required.</li> <li>• If NO, continue with Corrective Action Analysis and Implementation Plan and submit Notification to state agency within 75 days of initial exceedance.</li> </ul>	



## PRESSURE EXCEEDANCE

### *Corrective Action Analysis and Implementation Schedule*

Date of Initial Exceedance:	3/3/2022
Collection Device ID:	WCLFH05B
Pressure Reading:	0.14

<b>Root Cause Analysis</b>	
Was the reason for the positive pressure due to one of the following:	
A fire or increased well temperature.	<input type="checkbox"/> Yes <input checked="" type="checkbox"/> No
Use of a geomembrane or synthetic cover.	<input type="checkbox"/> Yes <input checked="" type="checkbox"/> No
A decommissioned well.	<input type="checkbox"/> Yes <input checked="" type="checkbox"/> No
<ul style="list-style-type: none"> <li>• If YES to <b><u>ANY</u></b> of the above, exempt as per 40 CFR 62.16720(a)(3)(iii)/ 40 CFR §63.1958(b).</li> <li>• If NO to <b><u>ALL</u></b> of the above, continue the form.</li> </ul>	
Describe what was inspected.	
Gas well with on spot gas sample and vacuum lateral	
Describe what was determined to be the root cause of the exceedance.	
<p>PTO Condition Number 25293 Part 7(d)(iii), allows the horizontal collectors to operate at a HOV of 15 percent oxygen. In addition, PTO Condition Number 25293 Part 7(c)(ii), allows the horizontal collectors to be temporarily disconnected from vacuum if methane concentrations are below 5 percent or corresponding oxygen concentrations are at or above 15 percent. Per Condition Number 25293 Part 7(c)(i), these wells are allowed to stay disconnected until readings indicate methane above five percent or a pressure of 1.0 inches water column or more.</p>	
Determine the required next steps.	
Was the positive pressure remediated within 60 days since the initial exceedance?	<input checked="" type="checkbox"/> Yes <input type="checkbox"/> No
<ul style="list-style-type: none"> <li>• If YES, keep records of Root Cause Analysis. No reporting required.</li> <li>• If NO, continue with Corrective Action Analysis and Implementation Plan and submit Notification to state agency within 75 days of initial exceedance.</li> </ul>	



## PRESSURE EXCEEDANCE

### *Corrective Action Analysis and Implementation Schedule*

Date of Initial Exceedance:	3/5/2022
Collection Device ID:	WCLFH10B
Pressure Reading:	0.05

<b>Root Cause Analysis</b>	
Was the reason for the positive pressure due to one of the following:	
A fire or increased well temperature.	<input type="checkbox"/> Yes <input checked="" type="checkbox"/> No
Use of a geomembrane or synthetic cover.	<input type="checkbox"/> Yes <input checked="" type="checkbox"/> No
A decommissioned well.	<input type="checkbox"/> Yes <input checked="" type="checkbox"/> No
<ul style="list-style-type: none"> <li>• If YES to <b><u>ANY</u></b> of the above, exempt as per 40 CFR 62.16720(a)(3)(iii)/ 40 CFR §63.1958(b).</li> <li>• If NO to <b><u>ALL</u></b> of the above, continue the form.</li> </ul>	
Describe what was inspected.	
Gas well with on spot gas sample and vacuum lateral	
Describe what was determined to be the root cause of the exceedance.	
<p>PTO Condition Number 25293 Part 7(d)(iii), allows the horizontal collectors to operate at a HOV of 15 percent oxygen. In addition, PTO Condition Number 25293 Part 7(c)(ii), allows the horizontal collectors to be temporarily disconnected from vacuum if methane concentrations are below 5 percent or corresponding oxygen concentrations are at or above 15 percent. Per Condition Number 25293 Part 7(c)(i), these wells are allowed to stay disconnected until readings indicate methane above five percent or a pressure of 1.0 inches water column or more.</p>	
Determine the required next steps.	
Was the positive pressure remediated within 60 days since the initial exceedance?	<input checked="" type="checkbox"/> Yes <input type="checkbox"/> No
<ul style="list-style-type: none"> <li>• If YES, keep records of Root Cause Analysis. No reporting required.</li> <li>• If NO, continue with Corrective Action Analysis and Implementation Plan and submit Notification to state agency within 75 days of initial exceedance.</li> </ul>	

## Appendix G – Title V Semi-Annual Report





# WEST CONTRA COSTA SANITARY LANDFILL

## TITLE V SEMI-ANNUAL MONITORING REPORT

<b>SITE:</b> WEST CONTRA COSTA SANITARY LANDFILL	<b>FACILITY ID#:</b> A1840
<b>REPORTING PERIOD:</b> from 11/01/2021 through 4/30/2022	

### List of Permitted Sources and Abatement Device in Title V Permit

Permit Unit Number	Equipment Description
S-#	Description
S-5	Internal Combustion Lean Burn Engine, fired exclusively on landfill gas
S-6	Internal Combustion Lean Burn Engine, fired exclusively on landfill gas
S-15	West Contra Costa Sanitary Landfill (Closed Class I and Class II Waste Disposal Areas), Waste Decomposition Process Equipped with Landfill Gas Collection System, and Landfill gas collection system
S-37	Internal Combustion Lean Burn Engine, fired exclusively on landfill gas
S-50	Solid Waste Transfer Station
S-69	Inlet Storage Tank #1
S-70	Inlet Storage Tank #2
S-71	Primary Oil Water Separator
S-72	Secondary Separator/Emulsion Breaker
S-74	Inclined Plate Clarifier
S-111	Concrete Crusher
S-112	Crushed Concrete Screener
S-113	Concrete/Asphalt Storage Piles
S-114	Conveyors (Crushed Concrete)
S-115	Wood/Yard Waste Shredder (Tub Grinder)
S-116	Wood Waste Screener
S-117	Composting Operation
S-118	Crushing of Asphalt Debris
S-120	Air Stripper
S-123	Air Stripper Holding (Feed) Tank
S-130	Standby Air Stripper
S-140	Clarifier Holding (Feed) Tank
S-141	Inlet Feed Holding Tank
S-142	Waste Oil Tank
S-145	E-22R Area Tank
S-146	Pretreatment Inlet Feed Tank
S-151	Waste Oil Tank
S-155	Oil Sludge Thickener
S-156	Three Day Tanks
S-157	Filter Press Surge Tank
A-8	Backup Landfill Gas Flare, burning landfill gas, 49.5 MM BTU/hour

Permit Unit Number	Equipment Description
A-14	Carbon Adsorber (three vessels in series with A-14 first, followed by A-15, followed by A-16)
A-15	Carbon Adsorber (three vessels in series with A-14 first, followed by A-15, followed by A-16)
A-16	Carbon Adsorber (three vessels in series with A-14 first, followed by a-15, followed by A-16)
A-120*	Landfill Gas Flare, burning landfill gas, 91.26 MM BTU/hour
A-17	Carbon Adsorber (three vessels in series with A-17 first, followed by A-18, followed by A-19)
A-18	Carbon Adsorber (three vessels in series with A-17 first, followed by A-18, followed by A-19)
A-19	Carbon Adsorber (three vessels in series with A-17 first, followed by A-18, followed by A-19)
A-20	Carbon Adsorber (two vessels in series)
A-21	Carbon Adsorber (two vessels in series)
A-50	Water Mist System
A-111	Water Spray System
A-112	Water Spray System
A-113	Water Spray System
A-114	Water Spray System
A-115	Water Spray System
A-116	Water Spray System
A-117	Water Spray Truck
A-118	Water Spray System

\* The A-120 Flare was removed from WCCSL and replaced with the A-161 Flare in November 2017. The A-161 Flare was initially started in December 2017.

## Notes:

- Authority to Construct (ATC) Application Number (AN) 20621/PTO Condition 25004
  - Includes conditions for leachate treatment facility and inlet storage tanks. A-20 and A-21 carbon adsorbers, S-71, S-72, S-141, and S-156 wastewater separators, S-120 and S-130 air strippers, A-14, A-15, A-16, A-17, A-18, and A-19 activated carbon vessels, S-69 and S-70 inlet storage tanks, S-141 inlet feed holding tank, and S-156 three day tanks. These changes have not yet been incorporated into the Title V Permit.
- ATC A/N 25019
  - Includes conditions for S-117 covered aerated static pile (CASP) composting operations, A-119 biofilter, S-185 portable trommel screen and grinder operation, A-115 water spray system, S-186 portable diesel engine for trommel screen, S-189 wood waste stockpiles, and A-115 water spray system. S-115 was replaced by S-185. Additional conditions issued for S-189 wood waste stockpiles. These changes have not yet been incorporated into the Title V Permit.
- PTO Condition 27409

- Includes conditions for S-190 trommel screen, S-191 diesel engine powering trommel screen, and S-192 tub grinder. These changes have not yet been incorporated into the Title V Permit.

# WEST CONTRA COSTA SANITARY LANDFILL

## TITLE V SEMI-ANNUAL MONITORING REPORT

<b>Site:</b> West Contra Costa Sanitary Landfill	<b>Facility ID#:</b> A2254
<b>Permitted Unit:</b> S-5 INTERNAL COMBUSTION LEAN BURN ENGINE; AND S-6 INTERNAL COMBUSTION LEAN BURN ENGINE	<b>Reporting Period:</b> from 11/01/2021 through 4/30/2022

Type of Limit	Monitoring Requirement Citation	Monitoring Type	Monitoring Frequency	Citation of Limit	Limit	Compliance	Corrective Actions Taken
Opacity	None	N/A	None	BAAQMD 6-1-301	Ringelmann No. 1 for < 3 minutes/hr	Continuous	N/A
Opacity	None	N/A	None	SIP 6-301	Ringelmann No. 1 for < 3 minutes/hr	Continuous	N/A
FP	None	N/A	None	BAAQMD 6-1-310	0.15 grains/dscf	Continuous	N/A
FP	None	N/A	None	SIP 6-310	0.15 grains/dscf	Continuous	N/A
TOC (Total Organic Compounds Plus Methane)	BAAQMD 8-34-501.6 and 8-34-503	Quarterly Inspection and Records	Periodic / Quarterly	BAAQMD 8-34-301.2	1000 ppmv as methane (component leak limit)	Continuous	N/A
Non- Methane Organic Compounds (NMOC)	BAAQMD 8-34-412 and 8-34-501.4 and BAAQMD Condition # 5771, Part 7	Initial and Annual Source Tests and Records	Periodic / Annually	BAAQMD 8-34-301.4 and BAAQMD Condition # 5771, Part 6	98% removal by weight OR < 120 ppmv, dry basis @ 3% O <sub>2</sub> , expressed as methane	Continuous	N/A
NMOC	40 CFR 60.8 and 60.752(b)(2)(iii)(B) and 60.758(b)(2)	Initial Source Test and Records	Periodic	40 CFR 60.752(b)(2)(iii)(B)	98% removal by weight OR < 20 ppmv dry @ 3% O <sub>2</sub> , expressed as hexane	Continuous	N/A

# WEST CONTRA COSTA SANITARY LANDFILL

## TITLE V SEMI-ANNUAL MONITORING REPORT

<b>Site:</b> West Contra Costa Sanitary Landfill	<b>Facility ID#:</b> A2254
<b>Permitted Unit:</b> S-5 INTERNAL COMBUSTION LEAN BURN ENGINE; AND S-6 INTERNAL COMBUSTION LEAN BURN ENGINE	<b>Reporting Period:</b> from 11/01/2021 through 4/30/2022

Type of Limit	Monitoring Requirement Citation	Monitoring Type	Monitoring Frequency	Citation of Limit	Limit	Compliance	Corrective Actions Taken
SO <sub>2</sub>	None	N/A	None	BAAQMD 9-1-301	Property Line Ground Level Limits ≤ 0.5 ppm for 3 minutes, ≤ 0.25 ppm for 60 minutes, and ≤ 0.05 ppm for 24 hours	Continuous	N/A
SO <sub>2</sub>	BAAQMD Condition #25293, Part 10 and BAAQMD Condition # 5771, Part 7	Quarterly Sulfur Analysis of Landfill Gas and Annual Source Test	Periodic / Quarterly and Periodic / Annually	BAAQMD 9-1-302	≤ 300 ppm (dry)	Continuous	N/A
H <sub>2</sub> S	None	N/A	None	BAAQMD 9-2-301	Property Line ground level limits ≤ 0.06 ppm Averaged over 3 minutes and ≤ 0.03 ppm averaged over 60 minutes	Continuous	N/A
NO <sub>x</sub>	BAAQMD Condition # 5771, Part 7	Annual Source Test	Periodic / Annually	BAAQMD 9-8-302.1	Waste Fuel Gas, Lean-Burn ≤ 70 ppmv, dry basis @ 15% O <sub>2</sub>	Continuous	N/A
NO <sub>x</sub>	BAAQMD Condition # 5771, Part 7	Annual Source Test	Periodic / Annually	SIP 9-8-302.1	Waste Fuel Gas, Lean-Burn ≤ 140 ppmv, dry basis @ 15% O <sub>2</sub>	Continuous	N/A

# WEST CONTRA COSTA SANITARY LANDFILL

## TITLE V SEMI-ANNUAL MONITORING REPORT

<b>Site:</b> West Contra Costa Sanitary Landfill	<b>Facility ID#:</b> A2254
<b>Permitted Unit:</b> S-5 INTERNAL COMBUSTION LEAN BURN ENGINE; AND S-6 INTERNAL COMBUSTION LEAN BURN ENGINE	<b>Reporting Period:</b> from 11/01/2021 through 4/30/2022

Type of Limit	Monitoring Requirement Citation	Monitoring Type	Monitoring Frequency	Citation of Limit	Limit	Compliance	Corrective Actions Taken
NO <sub>x</sub>	BAAQMD Condition # 5771, Part 7	Annual Source Test	Periodic / Annually	BAAQMD Condition # 5771, Part 4	≤ 63 ppmv, dry basis @ 15% O <sub>2</sub>	Continuous	N/A
CO	BAAQMD Condition # 5771, Part 7	Annual Source Test	Periodic / Annually	BAAQMD 9-8-302.3	Waste Fuel Gas: ≤ 2000 ppmv, dry basis @ 15% O <sub>2</sub>	Continuous	N/A
CO	BAAQMD Condition # 5771, Part 7	Annual Source Test	Periodic / Annually	BAAQMD Condition # 5771, Part 5	≤ 376 ppmv, dry basis @ 15% O <sub>2</sub>	Continuous	N/A
Heat Input	BAAQMD Condition # 5771, Parts 3 and 9	Gas Flow Meter and Recorder and Records	Continuous	BAAQMD Condition # 5771, Part 8	285.6 MM BTU per day (each engine) and 104,250 MM BTU per year (each engine)	Continuous	N/A
Gas Flow	BAAQMD 8-34-501.10 and 508	Gas Flow Meter and Recorder (every 15 minutes)	Continuous	BAAQMD 8-34-301 and 301.1	Vent all collected gases to a properly operating control system and operate control system continuously.	Continuous	N/A
Gas Flow	BAAQMD Condition # 5771, Part 3	Gas Flow Meter and Recorder	Continuous	BAAQMD Condition # 5771, Part 2	Upon shut down of an engine (S-5 or S-6), automatically divert excess collected gas to either flare A-120 or backup A-8 Flare	Continuous	N/A

# WEST CONTRA COSTA SANITARY LANDFILL

## TITLE V SEMI-ANNUAL MONITORING REPORT

<b>Site:</b> West Contra Costa Sanitary Landfill	<b>Facility ID#:</b> A2254
<b>Permitted Unit:</b> S-5 INTERNAL COMBUSTION LEAN BURN ENGINE; AND S-6 INTERNAL COMBUSTION LEAN BURN ENGINE	<b>Reporting Period:</b> from 11/01/2021 through 4/30/2022

Type of Limit	Monitoring Requirement Citation	Monitoring Type	Monitoring Frequency	Citation of Limit	Limit	Compliance	Corrective Actions Taken
Gas Flow	40 CFR 60.756(b)(2) (i or ii) and 60.758(c)(2)	Gas Flow Meter and Recorder (every 15 minutes) or Monthly Inspection of Bypass Valve & Lock and Records	Continuous and Periodic / Monthly	40 CFR 60.753(a) and (e)	Vent all collected gases to a properly operating control system and operate control system at all times when gas is vented to it	Continuous	N/A
Emission Control System Shutdown Time	BAAQMD 8-34 501.2 and BAAQMD Condition # 5771, Part 9	Records	Periodic / Daily	BAAQMD 8-34-113.2	240 hours/year	Continuous	N/A
Emission Control System Startup Shutdown or Malfunction	40 CFR 60.7(b), 60.757(f)(2) and (f)(3), and 60.758(e)	Records of occurrence and duration	Periodic / Daily	40 CFR 60.755(e)	≤ 1 hour per event	Continuous	N/A
Startup Shutdown or Malfunction Procedures	40 CFR 63.1980(a-b)	Records (all occurrences, duration of each, corrective actions)	Periodic / on event basis	40 CFR 63.6(e)	Minimize Emissions by Implementing SSM Plan	Continuous	N/A



# WEST CONTRA COSTA SANITARY LANDFILL

## TITLE V SEMI-ANNUAL MONITORING REPORT

<b>Site:</b> West Contra Costa Sanitary Landfill	<b>Facility ID#:</b> A2254
<b>Permitted Unit:</b> S-5 INTERNAL COMBUSTION LEAN BURN ENGINE; AND S-6 INTERNAL COMBUSTION LEAN BURN ENGINE	<b>Reporting Period:</b> from 11/01/2021 through 4/30/2022

Type of Limit	Monitoring Requirement Citation	Monitoring Type	Monitoring Frequency	Citation of Limit	Limit	Compliance	Corrective Actions Taken
Engine Cylinder or Exhaust Temperature	BAAQMD 8-34-507 and 8-34-509	Temperature sensor and continuous recorder	Continuous	BAAQMD Condition #5771 Part 10	To be established during first source test conducted after permit issuance	Continuous	N/A
Periods of Inoperation for Parametric Monitors	BAAQMD 1-523.4	Records of occurrence and duration	Periodic / Daily	BAAQMD 1-523.2	15 consecutive days/incident and 30 calendar days/12 month period	Continuous	N/A
Continuous Monitors	40 CFR 60.7(b)	Records of occurrence and duration	Periodic / Daily	40 CFR 60.13€	Requires Continuous Operation except for breakdowns, repairs, calibration, and required span adjustments	Continuous	N/A

# WEST CONTRA COSTA SANITARY LANDFILL

## TITLE V SEMI-ANNUAL MONITORING REPORT

<b>Site:</b> West Contra Costa Sanitary Landfill	<b>Facility ID#:</b> A2254
<b>Permitted Unit:</b> S-15 LANDFILL AND A-8 BACKUP LANDFILL GAS FLARE AND A-120 LANDFILL GAS FLARE (NOTE A-161 REPLACED A-120)	<b>Reporting Period:</b> from 11/01/2021 through 4/30/2022

Type of Limit	Monitoring Requirement Citation	Monitoring Type	Monitoring Frequency	Citation of Limit	Limit	Compliance	Corrective Actions Taken
Collection System Installation Dates	BAAQMD 8-34-501.7 and 501.8 and BAAQMD Condition # 25293, Parts 14b-c	Records	Periodic / on event basis	BAAQMD 8-34-304.1	For Inactive/Closed Areas: collection system components must be installed and operating by 2 years + 60 days after initial waste placement	Continuous	N/A
Collection System Installation Dates	BAAQMD 8-34-501.7 and 501.8 and BAAQMD Condition #25293, Parts 14b-c	Records	Periodic / on event basis	BAAQMD 8-34-304.2	For Active Areas: Collection system components must be installed and operating by 5 years + 60 days after initial waste placement	Continuous	N/A
Collection System Installation Dates	BAAQMD 8-34-501.7 and 501.8 and BAAQMD Condition #25293, Parts 14b-c	Records	Periodic / on event basis	BAAQMD 8-34-304.3	For Any Uncontrolled Areas or Cells: collection system components must be installed and operating within 60 days after the uncontrolled area or cell accumulates 1,000,000 tons of decomposable waste	Continuous	N/A

# WEST CONTRA COSTA SANITARY LANDFILL

## TITLE V SEMI-ANNUAL MONITORING REPORT

<b>Site:</b> West Contra Costa Sanitary Landfill	<b>Facility ID#:</b> A2254
<b>Permitted Unit:</b> S-15 LANDFILL AND A-8 BACKUP LANDFILL GAS FLARE AND A-120 LANDFILL GAS FLARE (NOTE A-161 REPLACED A-120)	<b>Reporting Period:</b> from 11/01/2021 through 4/30/2022

Type of Limit	Monitoring Requirement Citation	Monitoring Type	Monitoring Frequency	Citation of Limit	Limit	Compliance	Corrective Actions Taken
Collection System Installation Dates	40 CFR 60.758(a), (d)(1) and (d)(2), and 60.759(a)(3)	Records	Periodic / on event basis	40 CFR 60.753 (a)(2) and 60.755 (b)(2)	For Inactive/Closed Areas: collection system components must be installed and operating by 2 years + 60 days after initial waste placement	Continuous	N/A
Collection System Installation Dates	40 CFR 60.758(a), (d)(1) and (d)(2)	Records	Periodic / on event basis	40 CFR 60.753 (a)(1) and 60.755 (b)(1)	For Active Areas: Collection system components must be installed and operating by 5 years + 60 days after initial waste placement	Continuous	N/A
Gas Flow	BAAQMD 8-34-501.5, 501.10 and 508	Gas Flow Meter and Recorder (every 15 minutes) and records	Continuous	BAAQMD 8-34-301 and 301.1 and 404	Landfill gas collection system shall operate continuously, except as described in condition #25293 part 7 and all collected gases shall be vented to a properly operating control system	Intermittent	There were six landfill gas collection and control system (GCCS) downtime events that did not meet the exemption criteria specified in Rule 8-34-113. These events included utility outages, power surge/ fluctuations, air compressor malfunctions, and an auto valve failure which resulted in shutdowns of the GCCS that occurred

# WEST CONTRA COSTA SANITARY LANDFILL

## TITLE V SEMI-ANNUAL MONITORING REPORT

<b>Site:</b> West Contra Costa Sanitary Landfill	<b>Facility ID#:</b> A2254
<b>Permitted Unit:</b> S-15 LANDFILL AND A-8 BACKUP LANDFILL GAS FLARE AND A-120 LANDFILL GAS FLARE (NOTE A-161 REPLACED A-120)	<b>Reporting Period:</b> from 11/01/2021 through 4/30/2022

Type of Limit	Monitoring Requirement Citation	Monitoring Type	Monitoring Frequency	Citation of Limit	Limit	Compliance	Corrective Actions Taken
							on January 3, 2022 from 4:44 to 7:54; March 10, 2022 from 4:50 to 7:28; March 18, 2022 00:42 to 08:50; April 17, 2022 from 14:00 to April 18, 2022 11:34; April 20, 2022 from 12:52 to April 21, 2022 7:48; and April 21, 2022 from 19:24 to 20:40. These events were reported to the BAAQMD as reportable compliance activities (RCA) and breakdown relief was requested.
							Notice of Violation (NOV) Number A58648 was issued to WCCSL on April 19, 2022 as breakdown request was denied for the October 24, 2021 RCA event, which involved a shutdown due to loss of power from Pacific Gas and Energy (PG&E). The 10-day NOV Response Letter was submitted on April 27, 2022.

# WEST CONTRA COSTA SANITARY LANDFILL

## TITLE V SEMI-ANNUAL MONITORING REPORT

<b>Site:</b> West Contra Costa Sanitary Landfill	<b>Facility ID#:</b> A2254
<b>Permitted Unit:</b> S-15 LANDFILL AND A-8 BACKUP LANDFILL GAS FLARE AND A-120 LANDFILL GAS FLARE (NOTE A-161 REPLACED A-120)	<b>Reporting Period:</b> from 11/01/2021 through 4/30/2022

Type of Limit	Monitoring Requirement Citation	Monitoring Type	Monitoring Frequency	Citation of Limit	Limit	Compliance	Corrective Actions Taken
Gas Flow	BAAQMD Condition # 5771, Part 9; BAAQMD Condition #17812, Part 9; and BAAQMD Condition #25293, Parts 14b-d	Records of Landfill Gas Flow Rates, Collection and Control Systems Downtime, and Collection System Components	Periodic / Daily	BAAQMD Condition #25293, Parts 5, 6, and 7	Landfill gas collection system shall operate continuously, except as described in condition #25293 part 7 and all collected gases shall be vented to a properly operating control system	Continuous	N/A
Gas Flow	BAAQMD Condition #5771, Part 9; BAAQMD Condition #17812, Part 9; and BAAQMD Condition #25293, Parts 14b-d	Records of Landfill Gas Flow Rates, Collection and Control Systems Downtime, and Collection System Components	Periodic / Daily	BAAQMD Condition #25293, Parts 5, 6, and 7	Landfill gas collection system shall operate less than continuously and all collected gases shall be vented to a properly operating control system	Continuous	N/A
Gas Flow	40 CFR 60.756(b)(2) (i)	Gas Flow Meter and Recorder	Continuous or Periodic / Monthly	40 CFR 60.753(a) and (e)	Operate a Collection System in each area	Continuous	N/A

# WEST CONTRA COSTA SANITARY LANDFILL

## TITLE V SEMI-ANNUAL MONITORING REPORT

<b>Site:</b> West Contra Costa Sanitary Landfill	<b>Facility ID#:</b> A2254
<b>Permitted Unit:</b> S-15 LANDFILL AND A-8 BACKUP LANDFILL GAS FLARE AND A-120 LANDFILL GAS FLARE (NOTE A-161 REPLACED A-120)	<b>Reporting Period:</b> from 11/01/2021 through 4/30/2022

Type of Limit	Monitoring Requirement Citation	Monitoring Type	Monitoring Frequency	Citation of Limit	Limit	Compliance	Corrective Actions Taken
	or ii) and 60.758(c)(2)	(every 15 minutes) or Monthly Inspection of Bypass Valve and Lock and Records			or cell and vent all collected gases to a properly operating control system		
Collection and Control Systems Shutdown Time	BAAQMD 8-34-501.1	Operating Records	Periodic / Daily	BAAQMD 8-34-113.2	240 hours/year or 5 consecutive days	Continuous	N/A
Collection and Control System Startup Shutdown or Malfunction	40 CFR 60.7(b), 60.757(f)(2), (f)(3) and (f)(4)	Operating Records (all occurrences and duration of each)	Periodic / Daily	40 CFR 60.755(e)	5 days per event for collection system and 1 hour per event for control system	Continuous	N/A
Startup	40 CFR	Records (all	Periodic / on event	40 CFR 63.6(e)	Minimize Emissions	Continuous	N/A

# WEST CONTRA COSTA SANITARY LANDFILL

## TITLE V SEMI-ANNUAL MONITORING REPORT

<b>Site:</b> West Contra Costa Sanitary Landfill	<b>Facility ID#:</b> A2254
<b>Permitted Unit:</b> S-15 LANDFILL AND A-8 BACKUP LANDFILL GAS FLARE AND A-120 LANDFILL GAS FLARE (NOTE A-161 REPLACED A-120)	<b>Reporting Period:</b> from 11/01/2021 through 4/30/2022

Type of Limit	Monitoring Requirement Citation	Monitoring Type	Monitoring Frequency	Citation of Limit	Limit	Compliance	Corrective Actions Taken
Shutdown or Malfunction Procedures	63.1980(a-b)	occurrences, duration of each, and corrective actions)	basis		by Implementing SSM Plan		
Periods of Inoperation for Parametric Monitors	BAAQMD 1-523.4	Operating Records for All Parametric Monitors	Periodic / Daily	BAAQMD 1-523.2	15 consecutive days/incident and 30 calendar days/12 month period	Continuous	N/A
Continuous Monitors	40 CFR 60.7(b)	Operating Records for All Continuous Monitors	Periodic / Daily	40 CFR 60.13(e)	Requires Continuous Operation except for breakdowns, repairs, calibration, and required span adjustments	Continuous	N/A
Wellhead Pressure	BAAQMD 8-34-414, 501.9 and 505.1	Monthly Inspection and Records	Periodic / Monthly	BAAQMD 8-34-305.1	< 0 psig	Continuous	N/A
Wellhead Pressure	40 CFR 60.755(a)(3), 60.756(a)(1), and 60.758(c) and (e)	Monthly Inspection and Records	Periodic / Monthly	40 CFR 60.753(b)	< 0 psig	Continuous	N/A

# WEST CONTRA COSTA SANITARY LANDFILL

## TITLE V SEMI-ANNUAL MONITORING REPORT

<b>Site:</b> West Contra Costa Sanitary Landfill	<b>Facility ID#:</b> A2254
<b>Permitted Unit:</b> S-15 LANDFILL AND A-8 BACKUP LANDFILL GAS FLARE AND A-120 LANDFILL GAS FLARE (NOTE A-161 REPLACED A-120)	<b>Reporting Period:</b> from 11/01/2021 through 4/30/2022

Type of Limit	Monitoring Requirement Citation	Monitoring Type	Monitoring Frequency	Citation of Limit	Limit	Compliance	Corrective Actions Taken
Temperature of Gas at Wellhead	BAAQMD 8-34-414, 501.9 and 505.2	Monthly Inspection and Records	Periodic / Monthly	BAAQMD 8-34-305.2	< 55 °C	Continuous	N/A
Temperature of Gas at Wellhead	40 CFR 60.755(a)(5), 60.756(a)(3), and 60.758(c) and (e)	Monthly Inspection and Records	Periodic / Monthly	40 CFR 60.753(c)	< 55 °C	Continuous	N/A
Gas Concentrations at Wellhead	BAAQMD 8-34-414, 501.9 and 505.3 or 505.4 and BAAQMD Condition #25293 Part 7d	Monthly Inspection and Records	Periodic / Monthly	BAAQMD 8-34-305.3 or 305.4 and BAAQMD Condition #25293 Part 7d	Applies to Gas Collection System Components Other than Leachate Wells N2 < 20% OR O2 < 5% Applies to Leachate Wells When Connected to the LFG Collection System O2 < 15% by volume	Continuous	N/A
Gas Concentrations at Wellhead	40 CFR 60.755(a)(5), 60.756(a)(2), and 60.758(c) and (e)	Monthly Inspection and Records	Periodic / Monthly	40 CFR 60.753(c)	N2 < 20% <b>OR</b> O2 < 5%	Continuous	N/A



# WEST CONTRA COSTA SANITARY LANDFILL

## TITLE V SEMI-ANNUAL MONITORING REPORT

<b>Site:</b> West Contra Costa Sanitary Landfill	<b>Facility ID#:</b> A2254
<b>Permitted Unit:</b> S-15 LANDFILL AND A-8 BACKUP LANDFILL GAS FLARE AND A-120 LANDFILL GAS FLARE (NOTE A-161 REPLACED A-120)	<b>Reporting Period:</b> from 11/01/2021 through 4/30/2022

Type of Limit	Monitoring Requirement Citation	Monitoring Type	Monitoring Frequency	Citation of Limit	Limit	Compliance	Corrective Actions Taken
Well Shutdown Limits	BAAQMD 8-34-117.6 and 501.1	Records	Periodic / Daily	BAAQMD 8-34-117.4	No more than 5 wells at a time or 10% of total collection system, whichever is less	Continuous	N/A
Well Shutdown Limits	BAAQMD 8-34-117.6 and 501.1	Records	Periodic / Daily	BAAQMD 8-34-117.5	24 hours per well	Continuous	N/A
TOC (Total Organic Com- pounds Plus Methane)	BAAQMD 8-34-501.6 and 503	Quarterly Inspection of collection and control system components with OVA and Records	Periodic / Quarterly	BAAQMD 8-34-301.2	1000 ppmv as methane (component leak limit)	Continuous	N/A
TOC	BAAQMD 8-34-415, 416, 501.6, 506 and 510	Monthly Visual Inspection of Cover, Quarterly Inspection with OVA of Surface, Various Reinspection Times for Leaking Areas,	Periodic / Monthly, Quarterly, and on event basis	BAAQMD 8-34-303	500 ppmv as methane at 2 inches above surface	Continuous	N/A

# WEST CONTRA COSTA SANITARY LANDFILL

## TITLE V SEMI-ANNUAL MONITORING REPORT

<b>Site:</b> West Contra Costa Sanitary Landfill	<b>Facility ID#:</b> A2254
<b>Permitted Unit:</b> S-15 LANDFILL AND A-8 BACKUP LANDFILL GAS FLARE AND A-120 LANDFILL GAS FLARE (NOTE A-161 REPLACED A-120)	<b>Reporting Period:</b> from 11/01/2021 through 4/30/2022

Type of Limit	Monitoring Requirement Citation	Monitoring Type	Monitoring Frequency	Citation of Limit	Limit	Compliance	Corrective Actions Taken
		and Records					
TOC	40 CFR 60.755(c)(1), (4) and (5), 60.756(f), and 60.758(c) and (e)	Monthly Visual Inspection of Cover, Quarterly Inspection with Portable Analyzer of Surface, Various Reinspection Times for Leaking Areas, and Records	Periodic / Monthly, Quarterly, and on event basis	40 CFR 60.753(d)	<500 ppmv as methane at 5-10 cm from surface	Continuous	N/A
Non- Methane Organic Compounds	BAAQMD 8-34-412 and 8-34-501.4 and	Initial and Annual Source Tests and	Periodic / Annually	BAAQMD 8-34-301.3	98% removal by weight OR < 30 ppmv, dry basis	Continuous	N/A

# WEST CONTRA COSTA SANITARY LANDFILL

## TITLE V SEMI-ANNUAL MONITORING REPORT

<b>Site:</b> West Contra Costa Sanitary Landfill	<b>Facility ID#:</b> A2254
<b>Permitted Unit:</b> S-15 LANDFILL AND A-8 BACKUP LANDFILL GAS FLARE AND A-120 LANDFILL GAS FLARE (NOTE A-161 REPLACED A-120)	<b>Reporting Period:</b> from 11/01/2021 through 4/30/2022

Type of Limit	Monitoring Requirement Citation	Monitoring Type	Monitoring Frequency	Citation of Limit	Limit	Compliance	Corrective Actions Taken
(NMOC)	BAAQMD Condition #25293, Parts 4, 11	Records			@ 3% O <sub>2</sub> , expressed as methane (applies to A-120 and A-8 Flares only)		
NMOC	40 CFR 60.8 and 60.752(b)(2)(iii)(B) and 60.758 (b)(2)(ii)	Initial Source Test and Records	Periodic / on event basis	40 CFR 60.752(b)(2)(iii)(B)	98% removal by weight OR < 20 ppmv dry @ 3% O <sub>2</sub> , expressed as hexane (applies to A-120 and A-8 Flares only)	Continuous	N/A
Temperature of Combustion Zone (CT)	BAAQMD 8-34-501.3 and 507, and BAAQMD Condition #25293, Part 14e	Temperature Sensor and Recorder (continuous)	Continuous	BAAQMD Condition #25293, Part 9	CT ≥ 1400 °F, CT > 1417 °F averaged over any 3-hour period (applies to A-8 and A-120 Flares only)	Continuous	N/A
CT	40 CFR 60.756(b)(1) and 60.758 (b)(2)(i)	Temperature Sensor and Recorder (measured every 15 minutes and averaged)	Continuous	40 CFR 60.758 (c)(1)(i)	CT ≥ 1467 °F (3-hour average) from (CT ≥ CTPF – 28 °C), where CTPF is the average combustion temperature during the most recent	Continuous	N/A

# WEST CONTRA COSTA SANITARY LANDFILL

## TITLE V SEMI-ANNUAL MONITORING REPORT

<b>Site:</b> West Contra Costa Sanitary Landfill	<b>Facility ID#:</b> A2254
<b>Permitted Unit:</b> S-15 LANDFILL AND A-8 BACKUP LANDFILL GAS FLARE AND A-120 LANDFILL GAS FLARE (NOTE A-161 REPLACED A-120)	<b>Reporting Period:</b> from 11/01/2021 through 4/30/2022

Type of Limit	Monitoring Requirement Citation	Monitoring Type	Monitoring Frequency	Citation of Limit	Limit	Compliance	Corrective Actions Taken
		over 3 hours)			complying performance test (applies to A-120 Flare only)		
Opacity	BAAQMD Condition #25293, Part 14e	Records of all site watering cleaning events and road	Periodic / on event basis, Monthly	BAAQMD 6-1-301	Ringelmann No. 1 for < 3 minutes/hr (applies to S-15 Landfill operations)	Continuous	N/A
Opacity	BAAQMD Condition #25293, Part 14e	Records of all site watering and road cleaning events	Periodic / on event basis, Monthly	SIP 6-301	Ringelmann No. 1 for < 3 minutes/hr (applies to S-15 Landfill operations)	Continuous	N/A
Opacity	None	N/A	None	BAAQMD 6-1-301	Ringelmann No. 1 for < 3 minutes/hr (applies to A-8 and A-120 Flares)	Continuous	N/A
Opacity	None	N/A	None	SIP 6-301	Ringelmann No. 1 for < 3 minutes/hr (applies to A-8 and A-120 Flares)	Continuous	N/A

# WEST CONTRA COSTA SANITARY LANDFILL

## TITLE V SEMI-ANNUAL MONITORING REPORT

<b>Site:</b> West Contra Costa Sanitary Landfill	<b>Facility ID#:</b> A2254
<b>Permitted Unit:</b> S-15 LANDFILL AND A-8 BACKUP LANDFILL GAS FLARE AND A-120 LANDFILL GAS FLARE (NOTE A-161 REPLACED A-120)	<b>Reporting Period:</b> from 11/01/2021 through 4/30/2022

Type of Limit	Monitoring Requirement Citation	Monitoring Type	Monitoring Frequency	Citation of Limit	Limit	Compliance	Corrective Actions Taken
FP	None	N/A	None	BAAQMD 6-1-310	≤ 0.15 grains/dscf (applies to A-8 and A-120 Flares only)	Continuous	N/A
FP	None	N/A	None	SIP 6-310	≤ 0.15 grains/dscf (applies to A-8 and A-120 Flares only)	Continuous	N/A
SO <sub>2</sub>	None	N/A	None	BAAQMD 9-1-301	Property Line Ground Level Limits: ≤ 0.5 ppm for 3 minutes and ≤ 0.25 ppm for 60 min. and ≤ 0.05 ppm for 24 hours	Continuous	N/A
SO <sub>2</sub>	BAAQMD Condition #25293, Part 10	Source Test	Periodic / Annually	BAAQMD 9-1-302	≤ 300 ppm (dry basis) (applies to A-8 and A-120 Flares only)	Continuous	N/A
Total Sulfur Content in Landfill Gas	BAAQMD Condition # 25293, Part 10	Sulfur analysis of landfill gas	Periodic / Quarterly	BAAQMD Condition #25293, Part 10	≤ 300 ppmv	Continuous	N/A

# WEST CONTRA COSTA SANITARY LANDFILL

## TITLE V SEMI-ANNUAL MONITORING REPORT

<b>Site:</b> West Contra Costa Sanitary Landfill	<b>Facility ID#:</b> A2254
<b>Permitted Unit:</b> S-15 LANDFILL AND A-8 BACKUP LANDFILL GAS FLARE AND A-120 LANDFILL GAS FLARE (NOTE A-161 REPLACED A-120)	<b>Reporting Period:</b> from 11/01/2021 through 4/30/2022

Type of Limit	Monitoring Requirement Citation	Monitoring Type	Monitoring Frequency	Citation of Limit	Limit	Compliance	Corrective Actions Taken
H <sub>2</sub> S	None	N/A	None	BAAQMD 9-2-301	Property Line Ground Level Limits: ≤ 0.06 ppm, averaged over 3 minutes and ≤ 0.03 ppm, averaged over 60 minutes	Continuous	N/A
Heat Input	BAAQMD Condition # 25293, Part 8	Records	Periodic / Daily	BAAQMD Condition # 25293 Part 8	≤ 2137 MM BTU per day and ≤ 780,134 MM BTU per year	Continuous	N/A
Toxic Air Contaminants	BAAQMD Condition # 25293, Part 12	Annual Landfill Gas Analysis	Periodic / Annually	BAAQMD Condition # 25293 Part 13	Benzene 8.9 ppmv Chlorobenzene 1.5 ppmv Trichloroethylene 0.873 ppmv Ethylbenzene 41 ppmv Vinyl Chloride 6.4 ppmv Xylene 78 ppmv Toluene 110 ppmv Perchloroethylene 0.4 ppmv Acrylonitrile 10 ppmv Methylene Chloride 350 ppmv	Continuous	N/A

# WEST CONTRA COSTA SANITARY LANDFILL

## TITLE V SEMI-ANNUAL MONITORING REPORT

<b>Site:</b> West Contra Costa Sanitary Landfill	<b>Facility ID#:</b> A2254
<b>Permitted Unit:</b> S-15 LANDFILL AND A-8 BACKUP LANDFILL GAS FLARE AND A-120 LANDFILL GAS FLARE (NOTE A-161 REPLACED A-120)	<b>Reporting Period:</b> from 11/01/2021 through 4/30/2022

Type of Limit	Monitoring Requirement Citation	Monitoring Type	Monitoring Frequency	Citation of Limit	Limit	Compliance	Corrective Actions Taken
NOx	BAAQMD Condition # 25293 Part 16	Annual Source Test and Records	Periodic / Annually	BAAQMD Condition # 25293 Part 16	From A-120 only < 0.05 lbs/MMBTU	Continuous	N/A
CO	BAAQMD Condition # 25293 Part 17	Annual Source Test and Records	Periodic / Annually	BAAQMD Condition # 25293 Part 17	From A-120 only < 0.20 lbs/MM BTU	Continuous	N/A

# WEST CONTRA COSTA SANITARY LANDFILL

## TITLE V SEMI-ANNUAL MONITORING REPORT

<b>Site:</b> West Contra Costa Sanitary Landfill	<b>Facility ID#:</b> A2254
<b>Permitted Unit:</b> S-37 INTERNAL COMBUSTION LEAN BURN ENGINE	<b>Reporting Period:</b> from 11/01/2021 through 4/30/2022

Type of Limit	Monitoring Requirement Citation	Monitoring Type	Monitoring Frequency	Citation of Limit	Limit	Compliance	Corrective Actions Taken
Opacity	None	N/A	None	BAAQMD 6-1-301	Ringelmann No. 1 for < 3 minutes/hr	Continuous	N/A
Opacity	None	N/A	None	SIP 6-301	Ringelmann No. 1 for < 3 minutes/hr	Continuous	N/A
FP	None	N/A	None	BAAQMD 6-1-310	0.15 grains/dscf	Continuous	N/A
FP	None	N/A	None	SIP 6-310	0.15 grains/dscf	Continuous	N/A
TOC (Total Organic Compounds Plus Methane)	BAAQMD 8-34-501.6 and 8-34-503	Quarterly Inspection and Records	Periodic / Quarterly	BAAQMD 8-34-301.2	1000 ppmv as methane (component leak limit)	Continuous	N/A
Non- Methane Organic Compounds (NMOC)	BAAQMD 8-34-412 and 8-34-501.4 and BAAQMD Condition # 17812, Part 8	Initial and Annual Source Tests and Records	Periodic / Annually	BAAQMD 8-34-301.4	98% removal by weight OR < 120 ppmv, dry basis @ 3% O <sub>2</sub> , expressed as methane	Continuous	N/A
NMOC	40 CFR 60.8 and 60.752(b)(2)(iii)(B) and 60.758(b)(2)	Initial Source Test and Records	Periodic / Initial	40 CFR 60.752(b)(2)(iii)(B)	98% removal by weight OR < 20 ppmv dry @ 3% O <sub>2</sub> , expressed as hexane	Continuous	N/A



# WEST CONTRA COSTA SANITARY LANDFILL

## TITLE V SEMI-ANNUAL MONITORING REPORT

<b>Site:</b> West Contra Costa Sanitary Landfill	<b>Facility ID#:</b> A2254
<b>Permitted Unit:</b> S-37 INTERNAL COMBUSTION LEAN BURN ENGINE	<b>Reporting Period:</b> from 11/01/2021 through 4/30/2022

Type of Limit	Monitoring Requirement Citation	Monitoring Type	Monitoring Frequency	Citation of Limit	Limit	Compliance	Corrective Actions Taken
SO <sub>2</sub>	None	N/A	None	BAAQMD 9-1-301	Property Line Ground Level Limits ≤ 0.5 ppm for 3 minutes, ≤ 0.25 ppm for 60 minutes, and ≤0.05 ppm for 24 hours	Continuous	N/A
SO <sub>2</sub>	BAAQMD Condition #25293, Part 10 and BAAQMD Condition # 17812, Part 8	Quarterly Sulfur Analysis of Landfill Gas and Annual Source Test	Periodic / Quarterly and Periodic / Annually	BAAQMD 9-1-302	≤ 300 ppm (dry)	Continuous	N/A
H <sub>2</sub> S	None	N/A	None	BAAQMD 9-2-301	Property Line ground level limits ≤ 0.06 ppm Averaged over 3 minutes and ≤ 0.03 ppm Averaged over 60 minutes	Continuous	N/A
NO <sub>x</sub>	BAAQMD Condition # 17812, Part 8	Annual Source Test	Periodic / Annually	BAAQMD 9-8-302.1	Waste Fuel Gas, Lean-Burn ≤ 70 ppmv, dry basis @ 15% O <sub>2</sub>	Continuous	N/A

# WEST CONTRA COSTA SANITARY LANDFILL

## TITLE V SEMI-ANNUAL MONITORING REPORT

<b>Site:</b> West Contra Costa Sanitary Landfill	<b>Facility ID#:</b> A2254
<b>Permitted Unit:</b> S-37 INTERNAL COMBUSTION LEAN BURN ENGINE	<b>Reporting Period:</b> from 11/01/2021 through 4/30/2022

Type of Limit	Monitoring Requirement Citation	Monitoring Type	Monitoring Frequency	Citation of Limit	Limit	Compliance	Corrective Actions Taken
NO <sub>x</sub>	BAAQMD Condition #17812, Part 8	Annual Source Test	Periodic / Annually	SIP 9-8-302.1	Waste Fuel Gas, Lean-Burn ≤ 140 ppmv, dry basis @ 15% O <sub>2</sub>	Continuous	N/A
NO <sub>x</sub>	BAAQMD Condition #17812, Part 8	Annual Source Test	Periodic / Annually	BAAQMD Condition #17812, Part 5	≤ 63 ppmv, dry basis @ 15% O <sub>2</sub>	Continuous	N/A
CO	BAAQMD Condition #17812, Part 8	Annual Source Test	Periodic / Annually	BAAQMD 9-8-302.3	Waste Fuel Gas: ≤ 2000 ppmv, dry basis @ 15% O <sub>2</sub>	Continuous	N/A
CO	BAAQMD Condition #17812, Part 8	Annual Source Test	Periodic / Annually	BAAQMD Condition #17812, Part 6	≤ 309 ppmv, dry basis @ 15% O <sub>2</sub>	Continuous	N/A
Heat Input	BAAQMD Condition #17812, Parts 7 and 9c-d	Gas Flow Meter and Recorder and Records	Continuous	BAAQMD Condition #17812, Part 2	251.9 MM BTU per day and 91,951 MM BTU per consecutive 12-month period	Continuous	N/A
Gas Flow	BAAQMD 8-34-501.10 and 508	Gas Flow Meter and Recorder (every 15 minutes)	Continuous	BAAQMD 8-34-301 and 301.1	Vent all collected gases to a properly operating control system and operate control system continuously.	Continuous	N/A

# WEST CONTRA COSTA SANITARY LANDFILL

## TITLE V SEMI-ANNUAL MONITORING REPORT

<b>Site:</b> West Contra Costa Sanitary Landfill	<b>Facility ID#:</b> A2254
<b>Permitted Unit:</b> S-37 INTERNAL COMBUSTION LEAN BURN ENGINE	<b>Reporting Period:</b> from 11/01/2021 through 4/30/2022

Type of Limit	Monitoring Requirement Citation	Monitoring Type	Monitoring Frequency	Citation of Limit	Limit	Compliance	Corrective Actions Taken
Gas Flow	BAAQMD Condition # 17812, Part 7	Gas Flow Meter and Recorder	Continuous	BAAQMD Condition #17812, Parts 3 & 4	Operate S-37 continuously; Upon shutdown of S-37 or if any amount of gas exceeds the capacity of S- 37, return gas to A-8 Flare automatically	Continuous	N/A
Gas Flow	40 CFR 60.756(b)(2) (i or ii) and 60.758(c)(2)	Gas Flow Meter and Recorder (every 15 minutes) or Monthly Inspection of Bypass Valve & Lock and Records	Continuous and Periodic / Monthly	40 CFR 60.753(a) and (e)	Vent all collected gases to a properly operating control system and operate control system at all times when gas is vented to it	Continuous	N/A
Emission Control System Shutdown Time	BAAQMD 8-34-501.2 and BAAQMD Condition #17812, Part 9a	Records	Periodic / Daily	BAAQMD 8-34-113.2	240 hours/year	Continuous	N/A
Emission Control System Startup Shutdown or Malfunction	40 CFR 60.7(b), 60.757(f)(2) and (f)(3), and 60.758(e)	Records of occurrence and duration	Periodic / Daily	40 CFR 60.755(e)	≤ 1 hour per event	Continuous	N/A

# WEST CONTRA COSTA SANITARY LANDFILL

## TITLE V SEMI-ANNUAL MONITORING REPORT

<b>Site:</b> West Contra Costa Sanitary Landfill	<b>Facility ID#:</b> A2254
<b>Permitted Unit:</b> S-37 INTERNAL COMBUSTION LEAN BURN ENGINE	<b>Reporting Period:</b> from 11/01/2021 through 4/30/2022

Type of Limit	Monitoring Requirement Citation	Monitoring Type	Monitoring Frequency	Citation of Limit	Limit	Compliance	Corrective Actions Taken
Startup Shutdown or Malfunction Procedures	40 CFR 63.1980(a-b)	Records (all occurrences, duration of each, corrective actions)	Periodic / on event basis	40 CFR 63.6(e)	Minimize Emissions by Implementing SSM Plan	Continuous	N/A
Engine Cylinder or Exhaust Temperature	BAAQMD 8-34-507 and 8-34-509	Temperature sensor and continuous recorder	Continuous	BAAQMD Condition #17812, Part 10	To be established during first source test conducted after permit issuance	Continuous	N/A
Periods of Inoperation for Parametric Monitors	BAAQMD 1-523.4	Records of occurrence and duration	Periodic / Daily	BAAQMD 1-523.2	15 consecutive days/incident and 30 calendar days/12 month period	Continuous	N/A
Continuous Monitors	40 CFR 60.7(b)	Records of occurrence and duration	Periodic / Daily	40 CFR 60.13(e)	Requires Continuous Operation except for breakdowns, repairs, calibration, and required span adjustments	Continuous	N/A

# WEST CONTRA COSTA SANITARY LANDFILL

## TITLE V SEMI-ANNUAL MONITORING REPORT

<b>Site:</b> West Contra Costa Sanitary Landfill	<b>Facility ID#:</b> A2254
<b>Permitted Unit:</b> S-120 AIR STRIPPER; S-130 STANDBY AIR STRIPPER; ABATED BY: A-14 CARBON ADSORBER; A-15 CARBON ADSORBER, AND A-16 CARBON ADSORBER; OR A-17 CARBON ADSORBER; A-18 CARBON ADSORBER AND A-19 CARBON ADSORBER	<b>Reporting Period:</b> from 11/01/2021 through 4/30/2022

Type of Limit	Monitoring Requirement Citation	Monitoring Type	Monitoring Frequency	Citation of Limit	Limit	Compliance	Corrective Actions Taken
Total Organic Compounds (TOC)	BAAQMD 8-47-501.1, 8-47-501.2, and 8-47-601 and BAAQMD Condition #23316, Parts 7 and 8	Monthly, Weekly, or Daily FID Measurements at Carbon Adsorbers, Daily Records of Wastewater Throughput and Monthly Records of Water Analyses	Periodic / Daily, Weekly, and Monthly	BAAQMD 8-47-301 and 8-47-302	control device shall reduce total organic compound emissions to the atmosphere by at least: 90% by weight	Continuous	N/A

# WEST CONTRA COSTA SANITARY LANDFILL

## TITLE V SEMI-ANNUAL MONITORING REPORT

<b>Site:</b> West Contra Costa Sanitary Landfill	<b>Facility ID#:</b> A2254
<b>Permitted Unit:</b> S-120 AIR STRIPPER; S-130 STANDBY AIR STRIPPER; ABATED BY: A-14 CARBON ADSORBER; A-15 CARBON ADSORBER, AND A-16 CARBON ADSORBER; OR A-17 CARBON ADSORBER; A-18 CARBON ADSORBER AND A-19 CARBON ADSORBER	<b>Reporting Period:</b> from 11/01/2021 through 4/30/2022

Type of Limit	Monitoring Requirement Citation	Monitoring Type	Monitoring Frequency	Citation of Limit	Limit	Compliance	Corrective Actions Taken
NMOC	BAAQMD Condition #23316, Part 8	Monthly, Weekly, or Daily FID Measurements at Carbon Adsorbers (inlet and outlet) and Records	Periodic / Daily, Weekly, and Monthly	BAAQMD Condition #23316, Part 4	carbon replacement upon detection of an outlet NMOC concentration (from A-14, A-15 or A-17, A-18) that is 10% or more of the inlet NMOC concentration and is 10 ppmv or greater (measured as methane)	Continuous	N/A
NMOC	BAAQMD Condition #23316, Part 8	Monthly, Weekly, or Daily FID Measurements at Carbon Adsorbers (outlet) and Records	Periodic / Daily, Weekly, and Monthly	BAAQMD Condition #23316, Part 5	carbon replacement upon detection of an outlet NMOC concentration (from A-16 or A-19) of 6 ppmv (measured as methane)	Continuous	N/A
POC	None	N/A	None	BAAQMD Condition #23316, Part 3	Leak Limit for Valves, Flanges, and Pumps of: 100 ppmv of POC above background at 1 cm from any component	Continuous	N/A

# WEST CONTRA COSTA SANITARY LANDFILL

## TITLE V SEMI-ANNUAL MONITORING REPORT

<b>Site:</b> West Contra Costa Sanitary Landfill	<b>Facility ID#:</b> A2254
<b>Permitted Unit:</b> S-120 AIR STRIPPER; S-130 STANDBY AIR STRIPPER; ABATED BY: A-14 CARBON ADSORBER; A-15 CARBON ADSORBER, AND A-16 CARBON ADSORBER; OR A-17 CARBON ADSORBER; A-18 CARBON ADSORBER AND A-19 CARBON ADSORBER	<b>Reporting Period:</b> from 11/01/2021 through 4/30/2022

Type of Limit	Monitoring Requirement Citation	Monitoring Type	Monitoring Frequency	Citation of Limit	Limit	Compliance	Corrective Actions Taken
Wastewater Throughput Limits	BAAQMD Condition #23316 Part 7	Records	Periodic / Daily	BAAQMD Condition #23316 Part 1	40,800 Gallons/Day 14,892,000 Gallons/Year	Continuous	N/A

# WEST CONTRA COSTA SANITARY LANDFILL

## TITLE V SEMI-ANNUAL MONITORING REPORT

<b>Site:</b> West Contra Costa Sanitary Landfill	<b>Facility ID#:</b> A2254
<b>Permitted Unit:</b> S-50 SOLID WASTE TRANSFER STATION; AND A-50 WATER MIST SYSTEM	<b>Reporting Period:</b> from 11/01/2021 through 4/30/2022

Type of Limit	Monitoring Requirement Citation	Monitoring Type	Monitoring Frequency	Citation of Limit	Limit	Compliance	Corrective Actions Taken
Opacity	BAAQMD Condition #18258, Part 3	Continuous Observation of Source in Operation	Continuous	BAAQMD 6-1-301	Ringelmann 1.0 for 3 minutes in any hour	Continuous	N/A
Opacity	BAAQMD Condition #18258, Part 3	Continuous Observation of Source in Operation	Continuous	SIP 6-301	Ringelmann 1.0 for 3 minutes in any hour	Continuous	N/A
Amount of Waste Accepted	BAAQMD Condition #18258, Part 7	Records	Periodic / on event basis	BAAQMD Condition #22792, Part 1	2000 tons/day or 730,000 tons in any consecutive twelve month period	Continuous	N/A
Amount of Vehicle Traffic	BAAQMD Condition #18258, Part 7	Records	Periodic / on event basis	BAAQMD Condition #22792, Part 5 and 6	601 vehicle trips per day to both S-15 and S-50 while waste is accepted at S-15; 715 vehicle trips per day to S-50 after waste is no longer accepted at S-15	Continuous	N/A



# WEST CONTRA COSTA SANITARY LANDFILL

## TITLE V SEMI-ANNUAL MONITORING REPORT

<b>Site:</b> West Contra Costa Sanitary Landfill	<b>Facility ID#:</b> A2254
<b>Permitted Unit:</b> S-69 INLET STORAGE TANK #1; S-70 INLET STORAGE TANK #2; S-141 INLET FEED TANK; S-156 THREE DAY TANKS; EACH ABATED BY A-20 CARBON ADSORBER AND A-21 CARBON ADSORBER	<b>Reporting Period:</b> from 11/01/2021 through 4/30/2022

Type of Limit	Monitoring Requirement Citation	Monitoring Type	Monitoring Frequency	Citation of Limit	Limit	Compliance	Corrective Actions Taken
Organic Compounds	BAAQMD 8-5-501 and BAAQMD Condition #23220, Parts 7 and 8	Monthly, Weekly, or Daily FID Measurements at Carbon Adsorbers and Daily Records of Wastewater Throughput	Periodic / Daily, Weekly, and Monthly	BAAQMD 8-5-301 and 306	Abatement efficiency of at least 95% by weight	Continuous	N/A
Organic Compounds	BAAQMD 8-5-501 and BAAQMD Condition #23220, Parts 7 and 8	Monthly, Weekly, or Daily FID Measurements at Carbon Adsorbers and Daily Records of Wastewater Throughput	Periodic / Daily, Weekly, and Monthly	SIP 8-5-301 and 306	Abatement efficiency of at least 95% by weight	Continuous	N/A

# WEST CONTRA COSTA SANITARY LANDFILL

## TITLE V SEMI-ANNUAL MONITORING REPORT

<b>Site:</b> West Contra Costa Sanitary Landfill	<b>Facility ID#:</b> A2254
<b>Permitted Unit:</b> S-69 INLET STORAGE TANK #1; S-70 INLET STORAGE TANK #2; S-141 INLET FEED TANK; S-156 THREE DAY TANKS; EACH ABATED BY A-20 CARBON ADSORBER AND A-21 CARBON ADSORBER	<b>Reporting Period:</b> from 11/01/2021 through 4/30/2022

Type of Limit	Monitoring Requirement Citation	Monitoring Type	Monitoring Frequency	Citation of Limit	Limit	Compliance	Corrective Actions Taken
NMOC	BAAQMD Condition #23220, Part 8	Monthly, Weekly, or Daily FID Measurements at Carbon Adsorbers (inlet and outlet) and Records	Periodic / Daily, Weekly, and Monthly	BAAQMD Condition #23220, Part 5	carbon replacement upon detection of an outlet NMOC concentration (from A-20) that is 10% or more of the inlet NMOC concentration and is 10 ppmv or greater (measured as methane)	Continuous	N/A
NMOC	BAAQMD Condition #23220, Part 8	Monthly, Weekly, or Daily FID Measurements at Carbon Adsorbers (outlet) and Records	Periodic / Daily, Weekly, and Monthly	BAAQMD Condition #23220, Part 6	carbon replacement upon detection of an outlet NMOC concentration (from A-21) of 6 ppmv (measured as methane)	Continuous	N/A
POC	None	N/A	None	BAAQMD Condition #23220, Part 4	Leak Limit for Valves, Flanges, and Pumps of: 100 ppmv of POC above background at 1 cm from any component	Continuous	N/A

# WEST CONTRA COSTA SANITARY LANDFILL

## TITLE V SEMI-ANNUAL MONITORING REPORT

<b>Site:</b> West Contra Costa Sanitary Landfill	<b>Facility ID#:</b> A2254
<b>Permitted Unit:</b> S-69 INLET STORAGE TANK #1; S-70 INLET STORAGE TANK #2; S-141 INLET FEED TANK; S-156 THREE DAY TANKS; EACH ABATED BY A-20 CARBON ADSORBER AND A-21 CARBON ADSORBER	<b>Reporting Period:</b> from 11/01/2021 through 4/30/2022

Type of Limit	Monitoring Requirement Citation	Monitoring Type	Monitoring Frequency	Citation of Limit	Limit	Compliance	Corrective Actions Taken
Wastewater Throughput Limits	BAAQMD Condition #23220, Part 7	Records	Periodic / Daily	BAAQMD Condition #23220, Part 1	40,800 Gallons/Day 14,892,000 Gallons/Year	Continuous	N/A

# WEST CONTRA COSTA SANITARY LANDFILL

## TITLE V SEMI-ANNUAL MONITORING REPORT

<b>Site:</b> West Contra Costa Sanitary Landfill	<b>Facility ID#:</b> A2254
<b>Permitted Unit:</b> S-71 PRIMARY OIL WATER SEPARATOR; S-72 SECONDARY SEPARATOR/EMULSION BREAKER; AND S-157 FILTER PRESS SURGE TANK; ABATED BY: A-20 CARBON ADSORBER; AND A-21 CARBON ADSORBER	<b>Reporting Period:</b> from 11/01/2021 through 4/30/2022

Type of Limit	Monitoring Requirement Citation	Monitoring Type	Monitoring Frequency	Citation of Limit	Limit	Compliance	Corrective Actions Taken
Organic Compounds	BAAQMD Condition #23220, Part 8	Monthly, Weekly, or Daily FID Measurements at Carbon Adsorbers	Periodic / Daily, Weekly, and Monthly	BAAQMD 8-8-301.3	combined collection and removal efficiency of at least 95% by weight	Continuous	N/A
Organic Compounds	BAAQMD Condition #23220, Part 8	Monthly, Weekly, or Daily FID Measurements at Carbon Adsorbers	Periodic / Daily, Weekly, and Monthly	SIP 8-8-301.3	combined collection and removal efficiency of at least 95% by weight	Continuous	N/A
Organic Compounds	None	N/A	None	BAAQMD 8-8-303	all gauging and sampling devices shall have vapor tight covers, seals, or lids	Continuous	N/A
POC	None	N/A	None	BAAQMD Condition #23220 Part 4	Leak Limit for Valves, Flanges, and Pumps of: 100 ppmv of POC above background at 1 cm from any component	Continuous	N/A

# WEST CONTRA COSTA SANITARY LANDFILL

## TITLE V SEMI-ANNUAL MONITORING REPORT

<b>Site:</b> West Contra Costa Sanitary Landfill	<b>Facility ID#:</b> A2254
<b>Permitted Unit:</b> S-74 INCLINED PLATE CLARIFIER; S-140 CLARIFIER HOLDING TANKS; S-123 AIR STRIPPER FEED TANK; S-145 E-22R AREA TANKS; S-146 PRETREATMENT INLET FEED TANK; S-155 OIL SLUDGE THICKENER; S-142 WASTE OIL TANK; S-151 WASTE OIL TANK; ABATED BY: A-20 CARBON ADSORBER; AND A-21 CARBON ADSORBER	<b>Reporting Period:</b> from 11/01/2021 through 4/30/2022

Type of Limit	Monitoring Requirement Citation	Monitoring Type	Monitoring Frequency	Citation of Limit	Limit	Compliance	Corrective Actions Taken
Total Carbon	BAAQMD Condition #23220, Part 7	Records	Periodic / Daily	BAAQMD 8-2-301	15 Pounds/Day or 300 ppm, dry basis	Continuous	N/A
Wastewater Throughput Limits	BAAQMD Condition #23220, Part 7	Records	Periodic / Daily	BAAQMD Condition #23220, Part 1	40,800 Gallons/Day 14,892,000 Gallons/Year	Continuous	N/A
POC	None	N/A	None	BAAQMD Condition #23220, Part 4	Leak Limit for Valves, Flanges, and Pumps of: 100 ppmv of POC above background at 1 cm from any component	Continuous	N/A

# WEST CONTRA COSTA SANITARY LANDFILL

## TITLE V SEMI-ANNUAL MONITORING REPORT

<b>Site:</b> West Contra Costa Sanitary Landfill	<b>Facility ID#:</b> A2254
<b>Permitted Unit:</b> S-111 CONCRETE CRUSHER; AND A-111 WATER SPRAY SYSTEM	<b>Reporting Period:</b> from 11/01/2021 through 4/30/2022

Type of Limit	Monitoring Requirement Citation	Monitoring Type	Monitoring Frequency	Citation of Limit	Limit	Compliance	Corrective Actions Taken
Throughput	BAAQMD Condition #23350, Part 6	Records	Periodic / on event basis	BAAQMD Condition #23350, Part 2	30,000 tons of concrete in any consecutive twelve month period	Continuous	N/A
Opacity	BAAQMD Regulation 6-1-401 and BAAQMD Condition #23350, Part 4	Observation of Source in Operation	Continuous	BAAQMD 6-1-301	Ringelmann 1.0 for 3 minutes in any hour	Continuous	N/A
Opacity	SIP 6-401 and BAAQMD Condition #23350, Part 4	Observation of Source in Operation	Continuous	SIP 6-301	Ringelmann 1.0 for 3 minutes in any hour	Continuous	N/A
PM	BAAQMD Condition #23350, Part 6	Records	Periodic / on event basis	BAAQMD Condition #23350, Part 5	Application of dust suppressant to all unpaved on-site truck routes to and from the concrete and asphalt recycling operations to maintain a PM control efficiency of 75 % by weight	Continuous	N/A

# WEST CONTRA COSTA SANITARY LANDFILL

## TITLE V SEMI-ANNUAL MONITORING REPORT

<b>Site:</b> West Contra Costa Sanitary Landfill	<b>Facility ID#:</b> A2254
<b>Permitted Unit:</b> S-112 CRUSHED CONCRETE SCREENER; AND A-112 WATER SPRAY SYSTEM	<b>Reporting Period:</b> from 11/01/2021 through 4/30/2022

Type of Limit	Monitoring Requirement Citation	Monitoring Type	Monitoring Frequency	Citation of Limit	Limit	Compliance	Corrective Actions Taken
Throughput	BAAQMD Condition #23351, Part 5	Records	Periodic / on event basis	BAAQMD Condition #23351, Part 2	30,000 tons of concrete in any consecutive twelve month period	Continuous	N/A
Opacity	BAAQMD Regulation 6-1-401 and BAAQMD Condition #23351, Part 4	Observation of Source in Operation	Continuous	BAAQMD 6-1-301	Ringelmann 1.0 for 3 minutes in any hour	Continuous	N/A
Opacity	SIP 6-401 and BAAQMD Condition #23351, Part 4	Observation of Source in Operation	Continuous	SIP 6-301	Ringelmann 1.0 for 3 minutes in any hour	Continuous	N/A

# WEST CONTRA COSTA SANITARY LANDFILL

## TITLE V SEMI-ANNUAL MONITORING REPORT

<b>Site:</b> West Contra Costa Sanitary Landfill	<b>Facility ID#:</b> A2254
<b>Permitted Unit:</b> S-113 CONCRETE/ASPHALT STORAGE PILES; AND A-113 WATER SPRAY SYSTEM	<b>Reporting Period:</b> from 11/01/2021 through 4/30/2022

Type of Limit	Monitoring Requirement Citation	Monitoring Type	Monitoring Frequency	Citation of Limit	Limit	Compliance	Corrective Actions Taken
Throughput	BAAQMD Condition #23352, Part 4	Records	Periodic / on event basis	BAAQMD Condition #23352, Part 1	30,000 tons of concrete in any consecutive twelve month period	Continuous	N/A
Opacity	BAAQMD Regulation 6-1-401 and BAAQMD Condition #23352, Part 3	Observation of Source in Operation	Continuous	BAAQMD 6-1-301	Ringelmann 1.0 for 3 minutes in any hour	Continuous	N/A
Opacity	SIP 6-401 and BAAQMD Condition #23352, Part 3	Observation of Source in Operation	Continuous	SIP 6-301	Ringelmann 1.0 for 3 minutes in any hour	Continuous	N/A



# WEST CONTRA COSTA SANITARY LANDFILL

## TITLE V SEMI-ANNUAL MONITORING REPORT

<b>Site:</b> West Contra Costa Sanitary Landfill	<b>Facility ID#:</b> A2254
<b>Permitted Unit:</b> S-114 CONVEYORS (CRUSHED CONCRETE); AND A-114 WATER SPRAY SYSTEM	<b>Reporting Period:</b> from 11/01/2021 through 4/30/2022

Type of Limit	Monitoring Requirement Citation	Monitoring Type	Monitoring Frequency	Citation of Limit	Limit	Compliance	Corrective Actions Taken
Throughput	BAAQMD Condition #23353, Part 5	Records	Periodic / on event basis	BAAQMD Condition #23353, Part 2	30,000 tons of concrete in any consecutive twelve month period	Continuous	N/A
Opacity	BAAQMD Regulation 6-1-401 and BAAQMD Condition #23353, Part 4	Observation of Source in Operation	Continuous	BAAQMD 6-1-301	Ringelmann 1.0 for 3 minutes in any hour	Continuous	N/A
Opacity	SIP 6-401 and BAAQMD Condition #23353, Part 4	Observation of Source in Operation	Continuous	SIP 6-301	Ringelmann 1.0 for 3 minutes in any hour	Continuous	N/A

# WEST CONTRA COSTA SANITARY LANDFILL

## TITLE V SEMI-ANNUAL MONITORING REPORT

<b>Site:</b> West Contra Costa Sanitary Landfill	<b>Facility ID#:</b> A2254
<b>Permitted Unit:</b> S-115 WOOD/YARD WASTE SHREDDER (TUB GRINDER); AND A-115 WATER SPRAY SYSTEM	<b>Reporting Period:</b> from 11/01/2021 through 4/30/2022

Type of Limit	Monitoring Requirement Citation	Monitoring Type	Monitoring Frequency	Citation of Limit	Limit	Compliance	Corrective Actions Taken
Throughput	BAAQMD Condition #23354, Part 7	Records	Periodic / on event basis	BAAQMD Condition #23354, Part 2	19,000 tons of wood waste in any consecutive twelve month period	Continuous	N/A
Opacity	BAAQMD Regulation 6-1-401 and BAAQMD Condition #23354, Part 4	Observation of Source in Operation	Continuous	BAAQMD 6-1-301	Ringelmann 1.0 for 3 minutes in any hour	Continuous	N/A
Opacity	SIP 6-401 and BAAQMD Condition #23354, Part 4	Observation of Source in Operation	Continuous	SIP 6-301	Ringelmann 1.0 for 3 minutes in any hour	Continuous	N/A

# WEST CONTRA COSTA SANITARY LANDFILL

## TITLE V SEMI-ANNUAL MONITORING REPORT

<b>Site:</b> West Contra Costa Sanitary Landfill	<b>Facility ID#:</b> A2254
<b>Permitted Unit:</b> S-116 WOOD WASTE SCREENER; AND A-116 WATER SPRAY SYSTEM	<b>Reporting Period:</b> from 11/01/2021 through 4/30/2022

Type of Limit	Monitoring Requirement Citation	Monitoring Type	Monitoring Frequency	Citation of Limit	Limit	Compliance	Corrective Actions Taken
Throughput	BAAQMD Condition #23355, Part 4	Records	Periodic / on event basis	BAAQMD Condition #23355, Part 1	19,000 tons of wood waste in any consecutive twelve month period	Continuous	N/A
Opacity	BAAQMD Regulation 6-1-401 and BAAQMD Condition #23355, Part 3	Observation of Source in Operation	Continuous	BAAQMD 6-1-301	Ringelmann 1.0 for 3 minutes in any hour	Continuous	N/A
Opacity	SIP 6-401 and BAAQMD Condition #23355, Part 3	Observation of Source in Operation	Continuous	SIP 6-301	Ringelmann 1.0 for 3 minutes in any hour	Continuous	N/A

# WEST CONTRA COSTA SANITARY LANDFILL

## TITLE V SEMI-ANNUAL MONITORING REPORT

<b>Site:</b> West Contra Costa Sanitary Landfill	<b>Facility ID#:</b> A2254
<b>Permitted Unit:</b> S-117 COMPOSTING OPERATION; AND A-117 WATER SPRAY TRUCK	<b>Reporting Period:</b> from 11/01/2021 through 4/30/2022

Type of Limit	Monitoring Requirement Citation	Monitoring Type	Monitoring Frequency	Citation of Limit	Limit	Compliance	Corrective Actions Taken
Throughput	BAAQMD Condition #23356, Part 5	Records	Periodic / on event basis	BAAQMD Condition #23356, Part 1	19,000 tons of wood waste in any consecutive twelve month period	Continuous	N/A
Opacity	BAAQMD Regulation 6-1-401 and BAAQMD Condition #23356, Part 3	Observation of Source in Operation	Continuous	BAAQMD 6-1-301	Ringelmann 1.0 for 3 minutes in any hour	Continuous	N/A
Opacity	SIP 6-401 and BAAQMD Condition #23356, Part 3	Observation of Source in Operation	Continuous	SIP 6-301	Ringelmann 1.0 for 3 minutes in any hour	Continuous	N/A
PM	BAAQMD Condition #23356, Part 5	Records	Periodic / on event basis	BAAQMD Condition #23356, Part 4	Application of dust suppressant or water to all unpaved on-site truck routes to and from the composting operation to maintain a PM control efficiency of 75 % by weight	Continuous	N/A

# WEST CONTRA COSTA SANITARY LANDFILL

## TITLE V SEMI-ANNUAL MONITORING REPORT

<b>Site:</b> West Contra Costa Sanitary Landfill	<b>Facility ID#:</b> A2254
<b>Permitted Unit:</b> S-118 CRUSHING OF ASPHALT DEBRIS; AND A-118 WATER SPRAY SYSTEM	<b>Reporting Period:</b> from 11/01/2021 through 4/30/2022

Type of Limit	Monitoring Requirement Citation	Monitoring Type	Monitoring Frequency	Citation of Limit	Limit	Compliance	Corrective Actions Taken
Throughput	BAAQMD Condition #23357, Part 4	Records	Periodic / on event basis	BAAQMD Condition #23357, Part 1	5,000 tons of asphalt in any consecutive twelve month period	Continuous	N/A
Opacity	BAAQMD Regulation 6-1-401 and BAAQMD Condition #23357, Part 3	Observation of Source in Operation	Continuous	BAAQMD 6-1-301	Ringelmann 1.0 for 3 minutes in any hour	Continuous	N/A
Opacity	SIP 6-401 and BAAQMD Condition #23357, Part 3	Observation of Source in Operation	Continuous	SIP 6-301	Ringelmann 1.0 for 3 minutes in any hour	Continuous	N/A

## Appendix H – Title V Annual Compliance Certification


# WEST CONTRA COSTA SANITARY LANDFILL

## TITLE V ANNUAL CERTIFICATION

<b>SITE:</b> WEST CONTRA COSTA SANITARY LANDFILL	<b>FACILITY ID#:</b> A1840
<b>REPORTING PERIOD:</b> from 05/01/2021 through 04/30/2022	

### CERTIFICATION:

I declare, under penalty of perjury under the laws of the state of California, that, based on information and belief formed after reasonable inquiry, all information provided in this reporting package is true, accurate, and addresses all deviations during the reporting period:



\_\_\_\_\_  
Signature of Responsible Official

5-26-22

\_\_\_\_\_  
Date

Rob Sherman

\_\_\_\_\_  
Name of Responsible Official (please print)

General Manager

\_\_\_\_\_  
Title of Responsible Official (please print)

## Compliance Certification Report

Site #: A1840

Address: 1 Parr Boulevard

Source #: Facility

Site Name: West Contra Costa Sanitary Landfill

City: Richmond, CA

Source Name: Facility

Reporting Period: 05/01/2021 to 04/30/2022

Zip Code: 94801

Applicable Requirement	Regulation Title or Description of Requirement	Federally Enforceable (Y/N)	Continuous or Intermittent	Notes
BAAQMD Regulation 1	General Provisions and Definitions (5/4/11)	N	C	
SIP Regulation 1	General Provisions and Definitions (6/28/99)	Y	C	
BAAQMD Regulation 2, Rule 1	General Requirements (12/19/12, effective 8/31/16)	Y	C	
BAAQMD 2-1-429	Federal Emissions Statement (12/21/04)	Y	C	
BAAQMD Regulation 2, Rule 5	New Source Review of Toxic Air Contaminants (12/7/16)	N	C	
BAAQMD Regulation 4	Air Pollution Episode Plan (3/20/91)	N	C	
SIP Regulation 4	Air Pollution Episode Plan (8/6/90)	Y	C	
BAAQMD Regulation 5	Open Burning (6/19/13)	N	C	
SIP Regulation 5	Open Burning (9/4/98)	Y	C	
BAAQMD Regulation 6, Rule 1	Particulate Matter and Visible Emissions (12/5/07)	N	C	
SIP Regulation 6	Particulate Matter and Visible Emissions (9/4/98)	Y	C	
BAAQMD Regulation 7	Odorous Substances (3/17/82)	N	C	
BAAQMD Regulation 8, Rule 1	Organic Compounds – General Provisions (6/15/94)	Y	C	
BAAQMD Regulation 8, Rule 2	Organic Compounds – Miscellaneous Operations (7/20/05)	N	C	
SIP Regulation 8, Rule 2	Organic Compounds – Miscellaneous Operations (3/22/95)	Y	C	
BAAQMD Regulation 8, Rule 3	Organic Compounds - Architectural Coatings (7/1/09)	N	C	



## Compliance Certification Report

Site #: A1840

Site Name: West Contra Costa Sanitary Landfill

Reporting Period: 05/01/2021 to 04/30/2022

Address: 1 Parr Boulevard

City: Richmond, CA

Zip Code: 94801

Source #: Facility

Source Name: Facility

Applicable Requirement	Regulation Title or Description of Requirement	Federally Enforceable (Y/N)	Continuous or Intermittent	Notes
SIP Regulation 8, Rule 3	Organic Compounds - Architectural Coatings (1/2/04)	Y	C	
BAAQMD Regulation 8, Rule 4	Organic Compounds - General Solvent and Surface Coating Operations (10/16/02)	Y	C	
BAAQMD Regulation 8, Rule 15	Organic Compounds – Emulsified and Liquid Asphalts (6/1/94)	Y	C	
BAAQMD Regulation 8, Rule 16	Organic Compounds – Solvent Cleaning Operations (10/16/02)	Y	C	
BAAQMD Regulation 8, Rule 40	Organic Compounds – Aeration of Contaminated Soil and Removal of Underground Storage Tanks (6/15/05)	N	C	
SIP Regulation 8, Rule 40	Organic Compounds – Aeration of Contaminated Soil and Removal of Underground Storage Tanks (4/19/01)	Y	C	
BAAQMD Regulation 8, Rule 47	Organic Compounds – Air Stripping and Soil Vapor Extraction Operations (6/15/05)	N	C	
SIP Regulation 8, Rule 47	Organic Compounds – Air Stripping and Soil Vapor Extraction Operations (4/26/95)	Y	C	
BAAQMD Regulation 8, Rule 49	Organic Compounds – Aerosol Paint Products (12/20/95)	N	C	
SIP Regulation 8, Rule 49	Organic Compounds – Aerosol Paint Products (3/22/95)	Y	C	
BAAQMD Regulation 8, Rule 51	Organic Compounds - Adhesive and Sealant Products (7/17/02)	N	C	
SIP Regulation 8, Rule 51	Organic Compounds - Adhesive and Sealant Products (2/26/02)	Y	C	
BAAQMD Regulation 9, Rule 1	Inorganic Gaseous Pollutants – Sulfur Dioxide (3/15/95)	N	C	

## Compliance Certification Report

Site #: A1840

Address: 1 Parr Boulevard

Source #: Facility

Site Name: West Contra Costa Sanitary Landfill

City: Richmond, CA

Source Name: Facility

Reporting Period: 05/01/2021 to 04/30/2022

Zip Code: 94801

Applicable Requirement	Regulation Title or Description of Requirement	Federally Enforceable (Y/N)	Continuous or Intermittent	Notes
SIP Regulation 9, Rule 1	Inorganic Gaseous Pollutants - Sulfur Dioxide (6/8/99)	Y	C	
BAAQMD Regulation 11, Rule 1	Hazardous Pollutants - Lead (3/17/82)	N	C	
SIP Regulation 11, Rule 1	Hazardous Pollutants - Lead (9/2/81)	Y	C	
BAAQMD Regulation 11, Rule 2	Hazardous Pollutants - Asbestos Demolition, Renovation and Manufacturing (10/7/98)	N	C	
BAAQMD Regulation 11, Rule 14	Hazardous Pollutants – Asbestos-Containing Serpentine (7/17/91)	N	C	
BAAQMD Regulation 12, Rule 4	Miscellaneous Standards of Performance - Sandblasting (7/11/90)	N	C	
SIP Regulation 12, Rule 4	Miscellaneous Standards of Performance - Sandblasting (9/2/81)	Y	C	
California Code of Regulations Title 17, Section 93105	Asbestos Airborne Toxic Control Measure for Construction, Grading, Quarrying, and Surface Mining Operations (10/8/02)	N	C	
California Code of Regulations Title 17, Section 93106	Asbestos Airborne Toxic Control Measure for Surfacing Applications (7/16/01)	N	C	
California Code of Regulations Title 17, Section 93115	Airborne Toxic Control Measure for Stationary Compression Ignition Engines (5/19/11)	N	C	
California Code of Regulations Title 17, Section 93116	Airborne Toxic Control Measure for Diesel Particulate Matter from Portable Engines Rated at 50 Horsepower and Greater (2/19/11)	N	C	

## Compliance Certification Report

Site #: A1840

Address: 1 Parr Boulevard

Source #: Facility

Site Name: West Contra Costa Sanitary Landfill

City: Richmond, CA

Source Name: Facility

Reporting Period: 05/01/2021 to 04/30/2022

Zip Code: 94801

Applicable Requirement	Regulation Title or Description of Requirement	Federally Enforceable (Y/N)	Continuous or Intermittent	Notes
California Health and Safety Code Section 41750 et seq.	Portable Equipment	N	C	
California Health and Safety Code Section 44300 et seq.	Air Toxics "Hot Spots" Information and Assessment Act of 1987	N	C	
40 CFR Part 61, Subpart A	National Emission Standards for Hazardous Air Pollutants – General Provisions (4/9/04)	Y	C	
40 CFR Part 61, Subpart M	National Emission Standards for Hazardous Air Pollutants – National Emission Standard for Asbestos (7/20/04)	Y	C	
EPA Regulation 40 CFR 82	Protection of Stratospheric Ozone (2/21/95)		C	
Subpart F, 40 CFR 82.154	Prohibitions	Y	C	
Subpart F, 40 CFR 82.156	Leak Repair	Y	C	
Subpart F, 40 CFR 82.158	Standards for Recycling and Recovery Equipment	Y	C	
Subpart F, 40 CFR 82.161	Certification of Technicians	Y	C	
Subpart F, 40 CFR 82.162	Certification by Owners of Recovery and Recycling Equipment	Y	C	
Subpart F, 40 CFR 82.166	Records of Refrigerant	Y	C	

## Compliance Certification Report

Site #: A1840

Address: 1 Parr Boulevard

Source #: 0005, 0006

Site Name: West Contra Costa Sanitary Landfill

City: Richmond, CA

Source Name: S-5 and S-6 Internal Combustion Lean  
Burn Engines

Reporting Period: 05/01/2021 to 04/30/2022

Zip Code: 94801

Applicable Requirement	Regulation Title or Description of Requirement	Federally Enforceable (Y/N)	Continuous or Intermittent	Notes
<b>BAAQMD Regulation 1</b>	<b>General Provisions and Definitions (5/4/11)</b>			
1-523	Parametric Monitoring and Recordkeeping Procedures	N	C	
1-523.1	Reporting requirement for periods of in-operation > 24 hours	Y	C	
1-523.2	Limit on duration of in operation	Y	C	
1-523.3	Reporting requirement for violations of any applicable limits	N	C	
1-523.4	Records of in-operation, tests, calibrations, adjustments, & maintenance	Y	C	
1-523.5	Maintenance and calibration	N	C	
<b>SIP Regulation 1</b>	<b>General Provisions and Definitions (6/28/99)</b>			
1-523	Parametric Monitoring and Recordkeeping Procedures	Y	C	
1-523.3	Reports of Violations	Y	C	
<b>BAAQMD Regulation 6, Rule 1</b>	<b>Particulate Matter, General Requirements (12/5/07)</b>			
6-1-301	Ringelmann No. 1 Limitation	N	C	
6-1-305	Visible Particles	N	C	
6-1-310	Particle Weight Limitation	N	C	
6-1-401	Appearance of Emissions	N	C	
<b>SIP Regulation 6</b>	<b>Particulate Matter and Visible Emissions (9/4/98)</b>			
6-301	Ringelmann No. 1 Limitation	Y	C	
6-305	Visible Particles	Y	C	
6-310	Particle Weight Limitation	Y	C	

## Compliance Certification Report

Site #: A1840

Address: 1 Parr Boulevard

Source #: 0005, 0006

Site Name: West Contra Costa Sanitary Landfill

City: Richmond, CA

Source Name: S-5 and S-6 Internal Combustion Lean  
Burn Engines

Reporting Period: 05/01/2021 to 04/30/2022

Zip Code: 94801

Applicable Requirement	Regulation Title or Description of Requirement	Federally Enforceable (Y/N)	Continuous or Intermittent	Notes
6-401	Appearance of Emissions	Y	C	
<b>BAAQMD Regulation 8, Rule 34</b>	<b>Organic Compounds - Solid Waste Disposal Sites (6/15/05)</b>			
8-34-113	Limited Exemption, Inspection and Maintenance	Y	C	
8-34-113.1	Emission Minimization Requirement	Y	C	
8-34-113.2	Shutdown Time Limitation	Y	C	
8-34-113.3	Record keeping Requirement	Y	C	
8-34-301	Landfill Gas Collection and Emission Control System Requirements	Y	C	
8-34-301.1	Continuous Operation	Y	C	
8-34-301.2	Collection and Control Systems Leak Limitations	Y	C	
8-34-301.4	Limits for Other Emission Control Systems	Y	C	
8-34-404	Less than Continuous Operation Petition Contents	Y	C	
8-34-404.1	Monitoring requirements for individual gas collection system components that are subject to less than continuous operation provisions	Y	C	
8-34-404.2	Map showing components that are operating less than continuously	Y	C	
8-34-404.3	Operating, maintenance, and inspection schedule for components that are operating less than continuously	Y	C	
8-34-404.4	Operating conditions for components that are operating less than continuously	Y	C	
8-34-404.5	Renewal requirements apply whenever information submitted pursuant to 8-34-404.1 changes	Y	C	
8-34-412	Compliance Demonstration Tests	Y	C	

## Compliance Certification Report

Site #: A1840

Address: 1 Parr Boulevard

Source #: 0005, 0006

Site Name: West Contra Costa Sanitary Landfill

City: Richmond, CA

Source Name: S-5 and S-6 Internal Combustion Lean  
Burn Engines

Reporting Period: 05/01/2021 to 04/30/2022

Zip Code: 94801

Applicable Requirement	Regulation Title or Description of Requirement	Federally Enforceable (Y/N)	Continuous or Intermittent	Notes
8-34-413	Performance Test Report	Y	C	<p>S-5 has not been source tested since 2016. It has been inoperable and will be source tested after the S-5 engine is rehabilitated and is running again.</p> <p>S-6 was last source tested on February 4, 2021. On November 21, 2021, S-6 became inoperable due to a mechanical issue. As S-6 is inoperable, it will be source tested after the S-6 engine is rehabilitated and is running again. On January 28, 2022, a letter to request an extension of the source test date and to explain the situation was submitted to the Bay Area Air Quality Management District (BAAQMD).</p>
8-34-501	Operating Records	Y	C	
8-34-501.2	Emission Control System Downtime	Y	C	
8-34-501.4	Testing	Y	C	
8-34-501.5	Record keeping requirements for components subject to Section 404 less than continuous operating provisions	Y	C	
8-34-501.6	Leak Discovery and Repair Records	Y	C	
8-34-501.10	Gas Flow Rate Records for All Emission Control Systems	Y	C	
8-34-501.11	Records of Key Emission Control System Operating Parameters	Y	C	
8-34-501.12	Records Retention for 5 Years	Y	C	
8-34-503	Landfill Gas Collection and Emission Control System Leak Testing	Y	C	
8-34-504	Portable Hydrocarbon Detector	Y	C	
8-34-508	Gas Flow Meter	Y	C	
8-34-509	Key emission control system operating parameters	Y	C	

# Compliance Certification Report

Site #: A1840

Address: 1 Parr Boulevard

Source #: 0005, 0006

Site Name: West Contra Costa Sanitary Landfill

City: Richmond, CA

Source Name: S-5 and S-6 Internal Combustion Lean  
Burn Engines

Reporting Period: 05/01/2021 to 04/30/2022

Zip Code: 94801

Applicable Requirement	Regulation Title or Description of Requirement	Federally Enforceable (Y/N)	Continuous or Intermittent	Notes
<b>BAAQMD Regulation 9, Rule 1</b>	<b>Inorganic Gaseous Pollutants – Sulfur Dioxide (3/15/95)</b>			
9-1-301	Limitations on Ground Level Concentrations	Y	C	
9-1-302	General Emission Limitations	Y	C	
<b>BAAQMD Regulation 9, Rule 2</b>	<b>Inorganic Gaseous Pollutants – Hydrogen Sulfide (10/6/99)</b>			
9-2-301	Limitations on Hydrogen Sulfide	N	C	
<b>BAAQMD Regulation 9 Rule 8</b>	<b>Inorganic Gaseous Pollutants – Nitrogen Oxides and Carbon Monoxide from Stationary Internal Combustion Engines (7/25/07)</b>			
9-8-302	Emission Limits – Waste Derived Fuel Gas	N	C	
9-8-302.1	Lean-Burn Engines: NOx Emission Limit	N	C	
9-8-302.3	CO Emission Limit	Y	C	
<b>SIP Regulation 9 Rule 8</b>	<b>Inorganic Gaseous Pollutants – Nitrogen Oxides and Carbon Monoxide from Stationary Internal Combustion Engines (12/15/97)</b>			
9-8-302	Emission Limits- Waste Derived Fuel Gas	Y	C	
9-8-302.1	Lean Burn Engines: NOx Emission Limit	Y	C	
<b>40 CFR Part 60, Subpart A</b>	<b>Standards of Performance for New Stationary Sources – General Provisions (5/4/98)</b>			
60.4(b)	Requires Submission of Requests, Reports, Applications, and Other Correspondence to the Administrator	Y	C	

## Compliance Certification Report

Site #: A1840

Address: 1 Parr Boulevard

Source #: 0005, 0006

Site Name: West Contra Costa Sanitary Landfill

City: Richmond, CA

Source Name: S-5 and S-6 Internal Combustion Lean  
Burn Engines

Reporting Period: 05/01/2021 to 04/30/2022

Zip Code: 94801

Applicable Requirement	Regulation Title or Description of Requirement	Federally Enforceable (Y/N)	Continuous or Intermittent	Notes
60.7	Notification and Record Keeping	Y	C	
60.8	Performance Tests	Y	C	<p>S-5 has not been source tested since 2016. It has been inoperable and will be source tested after the S-5 engine is rehabilitated and is running again.</p> <p>S-6 was last source tested on February 4, 2021. On November 21, 2021, S-6 became inoperable due to a mechanical issue. As S-6 is inoperable, it will be source tested after the S-6 engine is rehabilitated and is running again. On January 28, 2022, a letter to request an extension of the source test date and to explain the situation was submitted to the BAAQMD.</p>
60.11	Compliance with Standards and Maintenance Requirements	Y	C	
60.11(a)	Compliance determined by performance tests	Y	C	
60.11(d)	Good air pollution control practice	Y	C	
60.12	Circumvention	Y	C	
60.13	Monitoring Requirements	Y	C	
60.13(a)	Applies to all continuous monitoring systems	Y	C	
60.13(b)	Monitors shall be installed and operational before performing performance tests	Y	C	
60.13(e)	Continuous monitors shall operate continuously	Y	C	
60.13(f)	Monitors shall be installed in proper locations	Y	C	
60.13(g)	Requires multiple monitors for multiple stacks	Y	C	
60.14	Modification	Y	C	
60.15	Reconstruction	Y	C	



## Compliance Certification Report

Site #: A1840

Address: 1 Parr Boulevard

Source #: 0005, 0006

Site Name: West Contra Costa Sanitary Landfill

City: Richmond, CA

Source Name: S-5 and S-6 Internal Combustion Lean  
Burn Engines

Reporting Period: 05/01/2021 to 04/30/2022

Zip Code: 94801

Applicable Requirement	Regulation Title or Description of Requirement	Federally Enforceable (Y/N)	Continuous or Intermittent	Notes
60.19	General Notification and Reporting Requirements	Y	C	
<b>40 CFR Part 60, Subpart WWW</b>	<b>Standards of Performance for New Stationary Sources – Standards of Performance for Municipal Solid Waste Landfills (4/10/00)</b>			
60.752	Standards for Air Emissions from Municipal Solid Waste Landfills	Y	C	
60.752(b)	Comply with paragraph (b)(2) or calculate NMOC emission rate	Y	C	
60.752(b)(2)	Comply with all requirements in sections (b)(2)(i through iv)	Y	C	
60.752 (b)(2)(i)	Submit a collection and control system design plan	Y	C	
60.752 (b)(2)(ii)	Install a collection and control system	Y	C	
60.752 (b)(2)(iii)	Route collected gases to a control system	Y	C	
60.752 (b)(2)(iii)(B)	Reduce NMOC emissions by 98% by weight or reduce NMOC outlet concentration to less than 20 ppmv as hexane at 3% O <sub>2</sub> , dry basis	Y	C	
60.752 (b)(2)(iv)	Operate in accordance with 60.753, 60.755, and 60.756	Y	C	
60.753	Operational Standards for Collection and Control Systems	Y	C	
60.753(e)	Vent all collected gases to a control system complying with 60.752(b)(2)(iii)	Y	C	
60.753(f)	Operate the control system at all times when collected gas is Routed to the control system	Y	C	
60.754	Test Methods and Procedures	Y	C	

## Compliance Certification Report

Site #: A1840

Address: 1 Parr Boulevard

Source #: 0005, 0006

Site Name: West Contra Costa Sanitary Landfill

City: Richmond, CA

Source Name: S-5 and S-6 Internal Combustion Lean  
Burn Engines

Reporting Period: 05/01/2021 to 04/30/2022

Zip Code: 94801

Applicable Requirement	Regulation Title or Description of Requirement	Federally Enforceable (Y/N)	Continuous or Intermittent	Notes
60.754(d)	Test Methods for Performance Test (Method 18 or 25C)	Y	C	
60.755	Compliance Provisions	Y	C	
60.755(e)	Provisions apply at all times except during startup, shutdown, or malfunction, provided the duration of these shall not exceed 5 days for collection systems or 1 hour for control systems	Y	C	
60.756	Monitoring of Operations	Y	C	
60.756(d)	Approval of other control devices	Y	C	
60.756(e)	Procedures for requesting alternative monitoring parameters	Y	C	
60.757	Reporting Requirements	Y	C	
60.757(c)	Submit a Collection and Control System Design Plan	Y	C	
60.757(e)	Submit Equipment Removal Report 30 days prior to removal or cessation of operation of the control equipment	Y	C	
60.757(f)	Submit Annual Reports containing information required by (f)(1), (f)(2), and (f)(3)	Y	C	
60.757(f)(1)	Value and length of time for exceedance of parameters monitored per 60.756(b) or (e)	Y	C	
60.757(f)(2)	Description and duration of all periods when gas is diverted from the control device by a by-pass line	Y	C	
60.757(f)(3)	Description and duration of all periods when control device was not operating for more than 1 hour	Y	C	
60.758	Recordkeeping Requirements	Y	C	
60.758(b)	Control Equipment Records (Control Device Vendor Specifications) Note: Subsections 1 through 4 do not apply.	Y	C	
60.758(c)	Records of parameters monitored pursuant to 60.756 (e)	Y	C	
60.758(e)	Records of any exceedance of 60.753(e) or (f)	Y	C	

## Compliance Certification Report

Site #: A1840

Address: 1 Parr Boulevard

Source #: 0005, 0006

Site Name: West Contra Costa Sanitary Landfill

City: Richmond, CA

Source Name: S-5 and S-6 Internal Combustion Lean  
Burn Engines

Reporting Period: 05/01/2021 to 04/30/2022

Zip Code: 94801

Applicable Requirement	Regulation Title or Description of Requirement	Federally Enforceable (Y/N)	Continuous or Intermittent	Notes
<b>40 CFR Part 62 Subpart F</b>	<b>Approval and Promulgation of State Plans for Designated Facilities and Pollutants (6/9/03)</b>			
62.1100	Identification of Plan	Y	C	
62.1115	Identification of Sources	Y	C	
<b>40 CFR Part 63, Subpart A</b>	<b>National Emission Standards for Hazardous Air Pollutants: General Provisions (4/20/06)</b>			
63.4	Prohibited activities and circumvention	Y	C	
63.5(b)	Requirements for existing, newly constructed, and reconstructed sources	Y	C	
63.6(e)	Operation and maintenance requirements and SSM Plan	Y	C	
63.6(f)	Compliance with non-opacity emission standards	Y	C	
63.10(b)(2) (i-v)	Records for startup, shutdown, malfunction, and maintenance	Y	C	
63.10(d)(5)	Startup, Shutdown, and Malfunction (SSM) Reports	Y	C	
<b>40 CFR Part 63, Subpart AAAAA</b>	<b>National Emission Standards for Hazardous Air Pollutants: Municipal Solid Waste Landfills (1/16/03)</b>			
63.1945	When do I have to comply with this subpart?	Y	C	
63.1945(b)	Compliance date for existing affected landfills	Y	C	
63.1955	What requirements must I meet?	Y	C	
63.1955(a)(2)	Comply with State Plan that implements 40 CFR Part 60, Subpart Cc	Y	C	

## Compliance Certification Report

Site #: A1840

Address: 1 Parr Boulevard

Source #: 0005, 0006

Site Name: West Contra Costa Sanitary Landfill

City: Richmond, CA

Source Name: S-5 and S-6 Internal Combustion Lean  
Burn Engines

Reporting Period: 05/01/2021 to 04/30/2022

Zip Code: 94801

Applicable Requirement	Regulation Title or Description of Requirement	Federally Enforceable (Y/N)	Continuous or Intermittent	Notes
63.1955(b)	Comply with 63.1960-63.1985, if a collection and control system is required by 40 CFR Part 60, Subpart WWW or a State Plan implementing 40 CFR Part 60, Subpart Cc	Y	C	
63.1955(c)	Comply with all approved alternatives to standards for collection and control systems plus all SSM requirements and 6 month compliance reporting requirements	Y	C	
63.1960	How is compliance determined?	Y	C	
63.1965	What is a deviation?	Y	C	
63.1975	How do I calculate the 3-hour block average used to demonstrate compliance?	Y	C	
63.1980	What records and reports must I keep and submit?	Y	C	
63.1980(a)	Comply with all record keeping and reporting requirements in 40 CFR Part 60, Subpart WWW or the State Plan implementing 40 CFR Part 60, Subpart Cc, except that the annual report required by 40 CFR 60.757(f) must be submitted every 6 months	Y	C	
63.1980(b)	Comply with all record keeping and reporting requirements in 40 CFR Part 60, Subpart A and 40 CFR Part 63, Subpart A, including SSM Plans and Reports	Y	C	
<b>BAAQMD Condition # 5771</b>				
Part 1	Fuel Restrictions (Cumulative Increase)	Y	C	
Part 2	Diverter Valve Requirement (Regulation 8-34-301)	Y	C	
Part 3	Gas Flow Meter Requirement (Cumulative Increase and Regulation 8-34-508)	Y	C	
Part 4	NOx Emissions Limit (BACT, Offsets)	Y	C	

## Compliance Certification Report

Site #: A1840

Address: 1 Parr Boulevard

Source #: 0005, 0006

Site Name: West Contra Costa Sanitary Landfill

City: Richmond, CA

Source Name: S-5 and S-6 Internal Combustion Lean  
Burn Engines

Reporting Period: 05/01/2021 to 04/30/2022

Zip Code: 94801

Applicable Requirement	Regulation Title or Description of Requirement	Federally Enforceable (Y/N)	Continuous or Intermittent	Notes
Part 5	CO Emissions Limit (BACT)	Y	C	
Part 6	NMOC Emissions Limit (BACT and Regulation 8-34-301.4)	Y	C	
Part 7	Annual Source Test Requirement (BACT and Regulations 8-34-301.4, 8-34-412, 9-8-302.1, and 9-8-302.3)	Y	C	<p>The 2016 source test was performed on September 22, 2016 for the S-5 IC Engine. The Source Test Report was delivered to the BAAQMD within 45 days of the test date. S-5 has not been source tested since 2016. It has been inoperable and will be source tested after the S-5 engine is rehabilitated and is running again.</p> <p>The 2021 source test was performed on February 4, 2021 for the S-6 IC Engine. The Source Test Report was delivered to the BAAQMD within 45 days of the test date. S-6 has not been source tested since 2021. It has been inoperable and will be source tested after the S-6 engine is rehabilitated and is running again.</p>
Part 8	Heat Input Limitation (Regulation 2-1-301, Offsets)	Y	C	
Part 9	Daily Record Keeping Requirement (Offsets, Cumulative Increase, and Regulations 2-1-301, 2-6-501, and 8-34-301)	Y	C	
Part 10	Engine Temperature Limit and Temperature Monitoring Requirements (Regulations 8-34-301, 8-34-501.11, and 8-34-509)	Y	C	NOTE: Temperature requirements were changed as of January 1, 2020 by Application Number (AN) 29522.

## Compliance Certification Report

**Site #:** A1840

**Address:** 1 Parr Boulevard

**Source #:** 0015, A008, A0120, A0161

**Site Name:** West Contra Costa Sanitary Landfill

**City:** Richmond, CA

**Source Name:** Landfill gas collection system with A-8 Back-Up Landfill Gas Flare and A-120 Landfill Gas Flare (through December 2017). Landfill gas collection system with A-8 Back-Up Landfill Gas Flare and A-161 Landfill Gas Flare (beginning in January 2018)

**Reporting Period:** 05/01/2021 to 04/30/2022

**Zip Code:** 94801

Applicable Requirement	Regulation Title or Description of Requirement	Federally Enforceable (Y/N)	Continuous or Intermittent	Notes
<b>BAAQMD Regulation 1</b>	<b>General Provisions and Definitions (5/4/11)</b>			
1-523	Parametric Monitoring and Recordkeeping Procedures	N	C	
1-523.1	Reporting requirement for periods of in operation > 24 hours	Y	C	
1-523.2	Limit on duration of in operation	Y	C	
1-523.3	Reporting requirement for violations of any applicable limits	N	C	
1-523.4	Records of in operation, tests, calibrations, adjustments, & maintenance	Y	C	
1-523.5	Maintenance and calibration	N	C	
<b>SIP Regulation 1</b>	<b>General Provisions and Definitions (6/28/99)</b>		C	
1-523	Parametric Monitoring and Recordkeeping Procedures	Y	C	
1-523.3	Reports of Violations	Y	C	
<b>BAAQMD Regulation 6, Rule 1</b>	<b>Particulate Matter, General Requirements (12/5/07)</b>			
6-1-301	Ringelmann No. 1 Limitation	N	C	
6-1-305	Visible Particles	N	C	
6-1-310	Particle Weight Limitation (applies to A-8 Flare only)	N	C	
6-1-401	Appearance of Emissions	N	C	
<b>SIP Regulation 6</b>	<b>Particulate Matter and Visible Emissions (9/4/98)</b>			

## Compliance Certification Report

**Site #:** A1840

**Address:** 1 Parr Boulevard

**Source #:** 0015, A008, A0120, A0161

**Site Name:** West Contra Costa Sanitary Landfill

**City:** Richmond, CA

**Source Name:** Landfill gas collection system with A-8 Back-Up Landfill Gas Flare and A-120 Landfill Gas Flare (through December 2017). Landfill gas collection system with A-8 Back-Up Landfill Gas Flare and A-161 Landfill Gas Flare (beginning in January 2018)

**Reporting Period:** 05/01/2021 to 04/30/2022

**Zip Code:** 94801

Applicable Requirement	Regulation Title or Description of Requirement	Federally Enforceable (Y/N)	Continuous or Intermittent	Notes
6-301	Ringelmann No. 1 Limitation	Y	C	
6-305	Visible Particles	Y	C	
6-310	Particle Weight Limitation (applies to A-8 Flare only)	Y	C	
6-401	Appearance of Emissions	Y	C	
<b>BAAQMD Regulation 8, Rule 34</b>	<b>Organic Compounds – Solid Waste Disposal Sites (6/15/05)</b>			
8-34-113	Limited Exemption, Inspection and Maintenance	Y	C	
8-34-113.1	Emission Minimization Requirement	Y	C	
8-34-113.2	Shutdown Time Limitation	Y	C	
8-34-113.3	Recordkeeping Requirement	Y	C	
8-34-117	Limited Exemption, Gas Collection System Components	Y	C	
8-34-117.1	Necessity of Existing Component Repairs/Adjustments	Y	C	
8-34-117.2	New Components are Described in Collection and Control System Design Plan	Y	C	
8-34-117.3	Meets Section 8-34-118 Requirements	Y	C	
8-34-117.4	Limits on Number of Wells Shutdown	Y	C	
8-34-117.5	Shutdown Duration Limit	Y	C	
8-34-117.6	Well Disconnection Records	Y	C	
8-34-118	Limited Exemption, Construction Activities	Y	C	
8-34-118.1	Construction Plan	Y	C	
8-34-118.2	Activity is Required to Maintain Compliance with this Rule	Y	C	

## Compliance Certification Report

**Site #:** A1840

**Address:** 1 Parr Boulevard

**Source #:** 0015, A008, A0120, A0161

**Site Name:** West Contra Costa Sanitary Landfill

**City:** Richmond, CA

**Source Name:** Landfill gas collection system with A-8 Back-Up Landfill Gas Flare and A-120 Landfill Gas Flare (through December 2017). Landfill gas collection system with A-8 Back-Up Landfill Gas Flare and A-161 Landfill Gas Flare (beginning in January 2018)

**Reporting Period:** 05/01/2021 to 04/30/2022

**Zip Code:** 94801

Applicable Requirement	Regulation Title or Description of Requirement	Federally Enforceable (Y/N)	Continuous or Intermittent	Notes
8-34-118.3	Required or Approved by Other Enforcement Agencies	Y	C	
8-34-118.4	Emission Minimization Requirement	Y	C	
8-34-118.5	Excavated Refuse Requirements	Y	C	
8-34-118.6	Covering Requirements for Exposed Refuse	Y	C	
8-34-118.7	Installation Time Limit	Y	C	
8-34-118.8	Capping Required for New Components	Y	C	
8-34-118.9	Construction Activity Records	Y	C	
8-34-301	Landfill Gas Collection and Emission Control System Requirements	Y	C	
8-34-301.1	Continuous Operation	Y	I	<p>There were unplanned shutdowns of the gas collection and control system that did not meet the exemption criteria in Rule 8-34-113 on</p> <ul style="list-style-type: none"> <li>-May 5, 2021 from 10:30 to 10:46;</li> <li>-May 25, 2021 from 18:56 to 21:04;</li> <li>-June 2, 2021 00:42 to 7:30;</li> <li>-June 24, 2021 19:24 to 19:52;</li> <li>-October 7, 2021 20:18 to 20:28;</li> <li>-October 24, 2021 at 9:08 to October 25, 2021 at 8:58;</li> <li>- January 3, 2022 from 4:44 to 7:54;</li> <li>-March 10, 2022 from 4:50 to 7:28;</li> <li>-March 18, 2022 00:42 to 08:50;</li> <li>-April 17, 2022 from 14:00 to April 18, 2022 11:34;</li> <li>-April 20, 2022 from 12:52 to April 21, 2022 7:48; and</li> <li>April 21, 2022 from 19:24 to 20:40.</li> </ul> <p>These events included utility outages,</p>



## Compliance Certification Report

**Site #:** A1840

**Address:** 1 Parr Boulevard

**Source #:** 0015, A008, A0120, A0161

**Site Name:** West Contra Costa Sanitary Landfill

**City:** Richmond, CA

**Source Name:** Landfill gas collection system with A-8 Back-Up Landfill Gas Flare and A-120 Landfill Gas Flare (through December 2017). Landfill gas collection system with A-8 Back-Up Landfill Gas Flare and A-161 Landfill Gas Flare (beginning in January 2018)

**Reporting Period:** 05/01/2021 to 04/30/2022

**Zip Code:** 94801

Applicable Requirement	Regulation Title or Description of Requirement	Federally Enforceable (Y/N)	Continuous or Intermittent	Notes
				<p>power surge/fluctuations, air compressor malfunctions, and an auto valve failure which resulted in shutdowns of the GCCS.</p> <p>These events were reported to the BAAQMD as reportable compliance activities (RCA) and breakdown relief was requested.</p>
		Y	I	<p>On April 19, 2022, Notice of Violation (NOV) A58648 was issued to the site as breakdown relief was denied for the October 24, 2021 RCA event (IDs 08C61 and 08C62). The 10-Day Response was submitted on April 27, 2022.</p>
8-34-301.2	Collection and Control Systems Leak Limitations	Y	I	<p>On August 24, 2021, NOV A59550 was issued to the site due to the alleged detection of a component leak exceeding the limit of 1,000 parts per million by volume (ppmv) at one location (WCLF0839) during a BAAQMD inspection on August 17, 2021. Corrective actions were immediately initiated by the site's third party operations and maintenance (O&amp;M) provider, upon identifying the component leak, which included tightening the loose well fitting. The area of the component leak was re-tested and the well was determined to be in</p>

## Compliance Certification Report

**Site #:** A1840

**Address:** 1 Parr Boulevard

**Source #:** 0015, A008, A0120, A0161

**Site Name:** West Contra Costa Sanitary Landfill

**City:** Richmond, CA

**Source Name:** Landfill gas collection system with A-8 Back-Up Landfill Gas Flare and A-120 Landfill Gas Flare (through December 2017). Landfill gas collection system with A-8 Back-Up Landfill Gas Flare and A-161 Landfill Gas Flare (beginning in January 2018)

**Reporting Period:** 05/01/2021 to 04/30/2022

**Zip Code:** 94801

Applicable Requirement	Regulation Title or Description of Requirement	Federally Enforceable (Y/N)	Continuous or Intermittent	Notes
				compliance. The 10-Day Response letter was submitted on September 3, 2021.
8-34-301.3	Limits for Enclosed Flares	Y	C	
8-34-303	Landfill Surface Requirements	Y	C	
8-34-304	Gas Collection System Installation Requirements	Y	C	
8-34-304.1	Based on Waste Age For Inactive or Closed Areas	Y	C	
8-34-304.2	Based on Waste Age For Active Areas	Y	C	
8-34-304.3	Based on Amount of Decomposable Waste Accepted	Y	C	
8-34-304.4	Based on NMOC Emission Rate	Y	C	
8-34-305	Wellhead Requirements	Y	C	
8-34-305.1	Operate Under Vacuum	Y	C	
8-34-305.2	Temperature < 55 °C	Y	C	
8-34-305.3	Nitrogen < 20% or	Y	C	Requirements of 8-34-305.4 met instead.
8-34-305.4	Oxygen < 5%	Y	C	
8-34-404	Less than Continuous Operation Petition Contents	Y	C	
8-34-404.1	Monitoring requirements for individual gas collection system components that are subject to less than continuous operation provisions	Y	C	
8-34-404.2	Map showing components that are operating less than continuously	Y	C	
8-34-404.3	Operating, maintenance, and inspection schedule for components that are operating less than continuously	Y	C	

## Compliance Certification Report

**Site #:** A1840

**Address:** 1 Parr Boulevard

**Source #:** 0015, A008, A0120, A0161

**Site Name:** West Contra Costa Sanitary Landfill

**City:** Richmond, CA

**Source Name:** Landfill gas collection system with A-8 Back-Up Landfill Gas Flare and A-120 Landfill Gas Flare (through December 2017). Landfill gas collection system with A-8 Back-Up Landfill Gas Flare and A-161 Landfill Gas Flare (beginning in January 2018)

**Reporting Period:** 05/01/2021 to 04/30/2022

**Zip Code:** 94801

Applicable Requirement	Regulation Title or Description of Requirement	Federally Enforceable (Y/N)	Continuous or Intermittent	Notes
8-34-404.4	Operating conditions for components that are operating less than continuously	Y	C	
8-34-404.5	Renewal requirements apply whenever information submitted pursuant to 8-34-404.1 changes	Y	C	
8-34-405	Design Capacity Reports	Y	C	
8-34-408	Collection and Control System Design Plans	Y	C	
8-34-408.2	Sites With Existing Collection and Control Systems	Y	C	
8-34-411	Annual Report	Y	C	
8-34-412	Compliance Demonstration Tests	Y	C	
8-34-413	Performance Test Report	Y	C	
8-34-414	Repair Schedule for Wellhead Excesses	Y	C	
8-34-414.1	Records of Excesses	Y	C	
8-34-414.2	Corrective Action	Y	C	
8-34-414.3	Collection System Expansion	Y	C	
8-34-414.4	Operational Due Date for Expansion	Y	C	
8-34-415	Repair Schedule for Surface Leak Excesses	Y	C	
8-34-415.1	Records of Excesses	Y	C	
8-34-415.2	Corrective Action	Y	C	
8-34-415.3	Re-monitor Excess Location Within 10 Days	Y	C	
8-34-415.4	Re-monitor Excess Location Within 1 Month	Y	C	
8-34-415.5	If No More Excesses, No Further Re-Monitoring	Y	C	
8-34-415.6	Additional Corrective Action	Y	C	

## Compliance Certification Report

**Site #:** A1840

**Address:** 1 Parr Boulevard

**Source #:** 0015, A008, A0120, A0161

**Site Name:** West Contra Costa Sanitary Landfill

**City:** Richmond, CA

**Source Name:** Landfill gas collection system with A-8 Back-Up Landfill Gas Flare and A-120 Landfill Gas Flare (through December 2017). Landfill gas collection system with A-8 Back-Up Landfill Gas Flare and A-161 Landfill Gas Flare (beginning in January 2018)

**Reporting Period:** 05/01/2021 to 04/30/2022

**Zip Code:** 94801

Applicable Requirement	Regulation Title or Description of Requirement	Federally Enforceable (Y/N)	Continuous or Intermittent	Notes
8-34-415.7	Re-monitor Second Excess Within 10 days	Y	C	
8-34-415.8	Re-monitor Second Excess Within 1 Month	Y	C	
8-34-415.9	If No More Excesses, No Further Re-monitoring	Y	C	
8-34-415.10	Collection System Expansion for Third Excess in a Quarter	Y	C	
8-34-415.11	Operational Due Date for Expansion	Y	C	
8-34-416	Cover Repairs	Y	C	
8-34-501	Operating Records	Y	C	
8-34-501.1	Collection System Downtime	Y	C	
8-34-501.2	Emission Control System Downtime	Y	C	
8-34-501.3	Continuous Temperature Records for Enclosed Combustors	Y	C	
8-34-501.4	Testing	Y	C	
8-34-501.6	Leak Discovery and Repair Records	Y	C	
8-34-501.5	Record keeping requirements for components subject to Section 404 less than continuous operating provisions	Y	C	
8-34-501.7	Waste Acceptance Records	Y	C	
8-34-501.8	Non-decomposable Waste Records	Y	C	
8-34-501.9	Wellhead Excesses and Repair Records	Y	C	
8-34-501.10	Gas Flow Rate Records for All Emission Control Systems	Y	C	
8-34-501.12	Records Retention for 5 Years	Y	C	
8-34-503	Landfill Gas Collection and Emission Control System Leak Testing	Y	C	
8-34-504	Portable Hydrocarbon Detector	Y	C	
8-34-505	Well Head Monitoring	Y	C	

## Compliance Certification Report

**Site #:** A1840

**Address:** 1 Parr Boulevard

**Source #:** 0015, A008, A0120, A0161

**Site Name:** West Contra Costa Sanitary Landfill

**City:** Richmond, CA

**Source Name:** Landfill gas collection system with A-8 Back-Up Landfill Gas Flare and A-120 Landfill Gas Flare (through December 2017). Landfill gas collection system with A-8 Back-Up Landfill Gas Flare and A-161 Landfill Gas Flare (beginning in January 2018)

**Reporting Period:** 05/01/2021 to 04/30/2022

**Zip Code:** 94801

Applicable Requirement	Regulation Title or Description of Requirement	Federally Enforceable (Y/N)	Continuous or Intermittent	Notes
8-34-506	Landfill Surface Monitoring	Y	C	
8-34-507	Continuous Temperature Monitor and Recorded	Y	C	
8-34-508	Gas Flow Meter	Y	C	
8-34-510	Cover Integrity Monitoring	Y	C	
<b>BAAQMD Regulation 9, Rule 1</b>	<b>Inorganic Gaseous Pollutants – Sulfur Dioxide (3/15/95)</b>			
9-1-301	Limitations on Ground Level Concentrations	Y	C	
9-1-302	General Emission Limitations (applies to flares only)	Y	C	
<b>BAAQMD Regulation 9, Rule 2</b>	<b>Inorganic Gaseous Pollutants – Hydrogen Sulfide (10/6/99)</b>			
9-2-301	Limitations on Hydrogen Sulfide	N	C	
<b>40 CFR Part 60, Subpart A</b>	<b>Standards of Performance for New Stationary Sources – General Provisions (5/4/98)</b>			
60.4(b)	Requires Submission of Requests, Reports, Applications, and Other Correspondence to the Administrator	Y	C	
60.7	Notification and Record Keeping	Y	C	
60.8	Performance Tests	Y	C	
60.11	Compliance with Standards and Maintenance Requirements	Y	C	
60.11(a)	Compliance determined by performance tests	Y	C	

## Compliance Certification Report

**Site #:** A1840

**Address:** 1 Parr Boulevard

**Source #:** 0015, A008, A0120, A0161

**Site Name:** West Contra Costa Sanitary Landfill

**City:** Richmond, CA

**Source Name:** Landfill gas collection system with A-8 Back-Up Landfill Gas Flare and A-120 Landfill Gas Flare (through December 2017). Landfill gas collection system with A-8 Back-Up Landfill Gas Flare and A-161 Landfill Gas Flare (beginning in January 2018)

**Reporting Period:** 05/01/2021 to 04/30/2022

**Zip Code:** 94801

Applicable Requirement	Regulation Title or Description of Requirement	Federally Enforceable (Y/N)	Continuous or Intermittent	Notes
60.11(d)	Control devices operated using good air pollution control practice	Y	C	
60.12	Circumvention	Y	C	
60.13	Monitoring Requirements	Y	C	
60.13(a)	Applies to all continuous monitoring systems	Y	C	
60.13(b)	Monitors shall be installed and operational before performing performance tests	Y	C	
60.13(e)	Continuous monitors shall operate continuously	Y	C	
60.13(f)	Monitors shall be installed in proper locations	Y	C	
60.13(g)	Requires multiple monitors for multiple stacks	Y	C	
60.14	Modification	Y	C	
60.15	Reconstruction	Y	C	
60.19	General Notification and Reporting Requirements	Y	C	
<b>40 CFR Part 60, Subpart WWW</b>	<b>Standards of Performance for New Stationary Sources – Standards of Performance for Municipal Solid Waste Landfills (4/10/00)</b>			
60.752	Standards for Air Emissions from Municipal Solid Waste Landfills	Y	C	
60.752(b)	Requirements for MSW Landfills with Design Capacity equal to or greater than 2.5 million Mg and 2.5 million m <sup>3</sup> (Large Designated Facilities)	Y	C	
60.752(b)(2)	Comply with all requirements in sections (b)(2)(i through iv)	Y	C	
60.752(b)(2)(i)	Submit a Collection and Control System Design Plan	Y	C	

## Compliance Certification Report

**Site #:** A1840

**Address:** 1 Parr Boulevard

**Source #:** 0015, A008, A0120, A0161

**Site Name:** West Contra Costa Sanitary Landfill

**City:** Richmond, CA

**Source Name:** Landfill gas collection system with A-8 Back-Up Landfill Gas Flare and A-120 Landfill Gas Flare (through December 2017). Landfill gas collection system with A-8 Back-Up Landfill Gas Flare and A-161 Landfill Gas Flare (beginning in January 2018)

**Reporting Period:** 05/01/2021 to 04/30/2022

**Zip Code:** 94801

Applicable Requirement	Regulation Title or Description of Requirement	Federally Enforceable (Y/N)	Continuous or Intermittent	Notes
60.752 (b)(2)(i)(A)	The collection and control system in the Design Plan shall comply with 60.752(b)(2)(ii)	Y	C	
60.752 (b)(2)(i)(B)	Design Plan shall include all proposed alternatives to 60.753 through 60.758	Y	C	
60.752 (b)(2)(i)(C)	Design Plan shall conform to 60.759 (active collection system) or demonstrate sufficiency of proposed alternatives	Y	C	
60.752 (b)(2)(ii)	Install a collection and control system	Y	C	
60.752 (b)(2)(iii)	Route collected gases to a control system.	Y	C	
60.752 (b)(2)(iii)(B)	Reduce NMOC emissions by 98% by weight or reduce NMOC outlet concentration to less than 20 ppmv as hexane at 3% O <sub>2</sub> , dry basis, as demonstrated by initial performance test within 180 days of start-up.	Y	C	
60.752 (b)(2)(iv)	Operate in accordance with 60.753, 60.755, and 60.756	Y	C	
60.752(c)	Title V Operating Permit Requirements	Y	C	
60.752(c)(1)	Subject date is June 10, 1996 for Landfills new or modified between May 30, 1991 and March 12, 1996	Y	C	
60.753	Operational Standards for Collection and Control Systems	Y	C	
60.753(a)	Operate a Collection System in each area or cell in which:	Y	C	
60.753(a)(1)	Active Cell – solid waste in place for 5 years or more	Y	C	

## Compliance Certification Report

**Site #:** A1840

**Address:** 1 Parr Boulevard

**Source #:** 0015, A008, A0120, A0161

**Site Name:** West Contra Costa Sanitary Landfill

**City:** Richmond, CA

**Source Name:** Landfill gas collection system with A-8 Back-Up Landfill Gas Flare and A-120 Landfill Gas Flare (through December 2017). Landfill gas collection system with A-8 Back-Up Landfill Gas Flare and A-161 Landfill Gas Flare (beginning in January 2018)

**Reporting Period:** 05/01/2021 to 04/30/2022

**Zip Code:** 94801

Applicable Requirement	Regulation Title or Description of Requirement	Federally Enforceable (Y/N)	Continuous or Intermittent	Notes
60.753(a)(2)	Closed/Final Grade – solid waste in place for 2 years or more	Y	C	
60.753(b)	Operate each wellhead under negative pressure unless:	Y	C	
60.753(b)(1)	Fire or increased well temperature or to prevent fire	Y	C	
60.753(b)(2)	Use of geomembrane or synthetic cover (subject to alternative pressure limits)	Y	C	
60.753(b)(3)	Decommissioned well after approval received for shut-down	Y	C	
60.753(c)	Operate each wellhead at < 55 °C, and either < 20% N <sub>2</sub> or < than 5% O <sub>2</sub> (or other approved alternative levels)	Y	C	
60.753(c)(1)	N <sub>2</sub> determined by Method 3C	Y	C	
60.753(c)(2)	O <sub>2</sub> determined by 3A and as described in (2)(i-v)	Y	C	
60.753(d)	Surface Leak Limit is less than 500 ppm methane above background at landfill surface. This section also describes some surface monitoring procedures.	Y	C	
60.753(e)	Vent all collected gases to a control system complying with 60.752(b)(2)(iii). If collection or control system inoperable, shut down gas mover and close all vents within 1 hour	Y	C	
60.753(f)	Operate the control system at all times when collected gas is routed to the control system	Y	C	
60.753(g)	If monitoring demonstrates that 60.753(b), (c), or (d) are not being met, corrective action must be taken	Y	C	
60.754	Test Methods and Procedures	Y	C	
60.754(c)	For PSD, NMOC emissions shall be calculated using AP-42	Y	C	
60.754(d)	Test Methods for Performance Test (Method 18 or 25C)	Y	C	



## Compliance Certification Report

**Site #:** A1840

**Address:** 1 Parr Boulevard

**Source #:** 0015, A008, A0120, A0161

**Site Name:** West Contra Costa Sanitary Landfill

**City:** Richmond, CA

**Source Name:** Landfill gas collection system with A-8 Back-Up Landfill Gas Flare and A-120 Landfill Gas Flare (through December 2017). Landfill gas collection system with A-8 Back-Up Landfill Gas Flare and A-161 Landfill Gas Flare (beginning in January 2018)

**Reporting Period:** 05/01/2021 to 04/30/2022

**Zip Code:** 94801

Applicable Requirement	Regulation Title or Description of Requirement	Federally Enforceable (Y/N)	Continuous or Intermittent	Notes
60.755	Compliance Provisions	Y	C	
60.755(a)	For Gas Collection Systems	Y	C	
60.755(a)(1)	Calculation procedures for maximum expected gas generation flow rate	Y	C	
60.755 (a)(1)(i)	Equation for unknown year-to-year waste acceptance rate	Y	C	
60.755 (a)(1)(ii)	Equation for known year-to-year waste acceptance rate	Y	C	
60.755(a)(2)	Vertical wells and horizontal collectors shall be of sufficient density to meet all performance specifications	Y	C	
60.755(a)(3)	Measure wellhead pressure monthly. If pressure is positive, take corrective action (final corrective action = expand system within 120 days of initial positive pressure reading)	Y	C	
60.755(a)(4)	Expansion not required during first 180 days after startup.	Y	C	
60.755(a)(5)	Monitor wellheads monthly for temperature and either nitrogen or oxygen. If readings exceed limits, take corrective action up to expanding system within 120 days of first excess.	Y	C	
60.755(b)	Wells shall be placed in cells as described in Design Plan and no later than 60 days after:	Y	C	
60.755(b)(1)	Five years after initial waste placement in cell, for active cells	Y	C	
60.755(b)(2)	Two years after initial waste placement in cell, for closed/final grade cells.	Y	C	
60.755(c)	Procedures for complying with surface methane standard	Y	C	

## Compliance Certification Report

**Site #:** A1840

**Address:** 1 Parr Boulevard

**Source #:** 0015, A008, A0120, A0161

**Site Name:** West Contra Costa Sanitary Landfill

**City:** Richmond, CA

**Source Name:** Landfill gas collection system with A-8 Back-Up Landfill Gas Flare and A-120 Landfill Gas Flare (through December 2017). Landfill gas collection system with A-8 Back-Up Landfill Gas Flare and A-161 Landfill Gas Flare (beginning in January 2018)

**Reporting Period:** 05/01/2021 to 04/30/2022

**Zip Code:** 94801

Applicable Requirement	Regulation Title or Description of Requirement	Federally Enforceable (Y/N)	Continuous or Intermittent	Notes
60.755(c)(1)	Quarterly monitoring of surface and perimeter	Y	C	
60.755(c)(2)	Procedure for determining background concentration	Y	C	
60.755(c)(3)	Method 21 except probe inlet placed 5-10 cm above ground	Y	C	
60.755(c)(4)	Excess is any reading of 500 ppmv or more. Take corrective action indicated below (i-v).	Y	C	
60.755 (c)(4)(i)	Mark and record location of excess	Y	C	
60.755 (c)(4)(ii)	Repair cover or adjust vacuum. Re-monitor within 10 calendar days.	Y	C	
60.755 (c)(4)(iii)	If still exceeding 500 ppmv, take additional corrective action. Re-monitor within 10 calendar days of 2 <sup>nd</sup> excess.	Y	C	
60.755 (c)(4)(iv)	Re-monitor within 1 month of initial excess.	Y	C	
60.755 (c)(4)(v)	For any location with 3 monitored excesses in a quarter, additional collectors (or other approved collection system repairs) shall be operational within 120 days of 1 <sup>st</sup> excess.	Y	C	
60.755(c)(5)	Monitor cover integrity monthly and repair as needed.	Y	C	
60.755(d)	Instrumentation and procedures for complying with 60.755(c).	Y	C	
60.755(d)(1)	Portable analyzer meeting Method 21	Y	C	
60.755(d)(2)	Calibrated with methane diluted to 500 ppmv in air	Y	C	
60.755(d)(3)	Use Method 21, Section 4.4 instrument evaluation procedures	Y	C	
60.755(d)(4)	Calibrate per Method 21, Section 4.2 immediately before monitoring.	Y	C	

## Compliance Certification Report

**Site #:** A1840

**Address:** 1 Parr Boulevard

**Source #:** 0015, A008, A0120, A0161

**Site Name:** West Contra Costa Sanitary Landfill

**City:** Richmond, CA

**Source Name:** Landfill gas collection system with A-8 Back-Up Landfill Gas Flare and A-120 Landfill Gas Flare (through December 2017). Landfill gas collection system with A-8 Back-Up Landfill Gas Flare and A-161 Landfill Gas Flare (beginning in January 2018)

**Reporting Period:** 05/01/2021 to 04/30/2022

**Zip Code:** 94801

Applicable Requirement	Regulation Title or Description of Requirement	Federally Enforceable (Y/N)	Continuous or Intermittent	Notes
60.755(e)	Provisions apply at all times except during startup, shutdown, or malfunction, provided the duration of these shall not exceed 5 days for collection systems or 1 hour for control systems.	Y	C	
60.756	Monitoring of Operations	Y	C	
60.756(a)	For active collection systems, install wellhead sampling port	Y	C	
60.756(a)(1)	Measure gauge pressure in wellhead on a monthly basis	Y	C	
60.756(a)(2)	Measure nitrogen or oxygen concentration in wellhead gas on a monthly basis.	Y	C	
60.756(a)(3)	Measure temperature of wellhead gas on a monthly basis.	Y	C	
60.756(b)	Enclosed combustors shall comply with (b)(1) and (b)(2)	Y	C	
60.756(b)(1)	Temperature monitor and continuous recorder (not required for boilers and process heaters with capacity > 44 MW)	Y	C	
60.756(b)(2)	Device that records flow to or bypass of the control device (i or ii below)	Y	C	
60.756(b)(2)(i)	Install, calibrate, and maintain a device that records flow to the control device at least every 15 minutes.	Y	C	
60.756(e)	Procedures for requesting alternative monitoring parameters	Y	C	
60.756(f)	Monitor surface on a quarterly basis.	Y	C	
60.757	Reporting Requirements	Y	C	
60.757(a)(3)	Amended Design Capacity Report required within 90 days of receiving a permitted increase in design capacity or within 90 days of an annual density calculation that results in a design capacity over the thresholds.	Y	C	

## Compliance Certification Report

**Site #:** A1840

**Address:** 1 Parr Boulevard

**Source #:** 0015, A008, A0120, A0161

**Site Name:** West Contra Costa Sanitary Landfill

**City:** Richmond, CA

**Source Name:** Landfill gas collection system with A-8 Back-Up Landfill Gas Flare and A-120 Landfill Gas Flare (through December 2017). Landfill gas collection system with A-8 Back-Up Landfill Gas Flare and A-161 Landfill Gas Flare (beginning in January 2018)

**Reporting Period:** 05/01/2021 to 04/30/2022

**Zip Code:** 94801

Applicable Requirement	Regulation Title or Description of Requirement	Federally Enforceable (Y/N)	Continuous or Intermittent	Notes
60.757(b)(3)	Sites with collection and control systems operating in compliance with this subpart are exempt from (b)(1) and (b)(2) above.	Y	C	
60.757(c)	Submit a Collection and Control System Design Plan within 1 year of first NMOC emission rate report showing NMOC > 50 MG/year, except as follows	Y	C	
60.757(f)	Submit Annual Reports containing information required by (f)(1) through (f)(6)	Y	C	
60.757(f)(1)	Value and length of time for exceedance of parameters monitored per 60.756(a), (b) or (d)	Y	C	
60.757(f)(2)	Description and duration of all periods when gas is diverted from the control device by a by-pass line	Y	C	
60.757(f)(3)	Description and duration of all periods when control device was not operating for more than 1 hour	Y	C	
60.757(f)(4)	All periods when collection system was not operating for more than 5 days.	Y	C	
60.757(f)(5)	Location of each surface emission excess and all re-monitoring dates and concentrations.	Y	C	
60.757(f)(6)	Location and installation dates for any wells or collectors added as a result of corrective action for a monitored excess.	Y	C	
60.757(g)	Initial Performance Test Report Requirements (g)(1-6)	Y	C	
60.757(g)(1)	Diagram of collection system showing positions of all existing collectors, proposed positions for future collectors, and areas to be excluded from control.	Y	C	

## Compliance Certification Report

**Site #:** A1840

**Address:** 1 Parr Boulevard

**Source #:** 0015, A008, A0120, A0161

**Site Name:** West Contra Costa Sanitary Landfill

**City:** Richmond, CA

**Source Name:** Landfill gas collection system with A-8 Back-Up Landfill Gas Flare and A-120 Landfill Gas Flare (through December 2017). Landfill gas collection system with A-8 Back-Up Landfill Gas Flare and A-161 Landfill Gas Flare (beginning in January 2018)

**Reporting Period:** 05/01/2021 to 04/30/2022

**Zip Code:** 94801

Applicable Requirement	Regulation Title or Description of Requirement	Federally Enforceable (Y/N)	Continuous or Intermittent	Notes
60.757(g)(2)	Basis for collector positioning to meet sufficient density req.	Y	C	
60.757(g)(3)	Documentation supporting percentage of asbestos or non-degradable material claims for areas without a collection system.	Y	C	
60.757(g)(4)	For areas excluded from collection due to non-productivity, calculations and gas generation rates for each non-productive area and the sum for all nonproductive areas.	Y	C	
60.757(g)(5)	Provisions for increasing gas mover equipment if current system is inadequate to handle maximum projected gas flow rate.	Y	C	
60.757(g)(6)	Provisions for control of off-site migration	Y	C	
60.758	Recordkeeping Requirements	Y	C	
60.758(a)	Design Capacity and Waste Acceptance Records (retain 5 years)	Y	C	
60.758(b)	Collection and Control Equipment Records (retain for life of control equipment except 5 years for monitoring data)	Y	C	
60.758(b)(1)	Collection System Records	Y	C	
60.758(b)(1)(i)	Maximum expected gas generation flow rate.	Y	C	
60.758(b)(1)(ii)	Density of wells and collectors	Y	C	
60.758(b)(2)	Control System Records - enclosed combustors other than boilers or process heaters with heat input > 44 MW	Y	C	
60.758(b)(2)(i)	Combustion temperature measured every 15 minutes and averaged over the same time period as the performance test	Y	C	

## Compliance Certification Report

**Site #:** A1840

**Address:** 1 Parr Boulevard

**Source #:** 0015, A008, A0120, A0161

**Site Name:** West Contra Costa Sanitary Landfill

**City:** Richmond, CA

**Source Name:** Landfill gas collection system with A-8 Back-Up Landfill Gas Flare and A-120 Landfill Gas Flare (through December 2017). Landfill gas collection system with A-8 Back-Up Landfill Gas Flare and A-161 Landfill Gas Flare (beginning in January 2018)

**Reporting Period:** 05/01/2021 to 04/30/2022

**Zip Code:** 94801

Applicable Requirement	Regulation Title or Description of Requirement	Federally Enforceable (Y/N)	Continuous or Intermittent	Notes
60.758 (b)(2)(ii)	Percent NMOC reduction achieved by the control device	Y	C	
60.758(c)	Records of parameters monitored pursuant to 60.756 and periods of operation when boundaries are exceeded (retain for 5 years).	Y	C	
60.758(c)(1)	Exceedances subject to record keeping are	Y	C	
60.758 (c)(1)(i)	All 3-hour periods when average combustion temperature was more than 28 C below the average combustion temperature during the most recent complying performance test	Y	C	
60.758(c)(2)	Records of continuous flow to control device or monthly inspection records if seal and lock for bypass valves	Y	C	
60.758(d)	Plot map showing location of all existing and planned collectors with a unique label for each collector (retain for life of collection system)	Y	C	
60.758(d)(1)	Installation date and location of all newly installed collectors	Y	C	
60.758(d)(2)	Records of nature, deposition date, amount, and location of asbestos or non-degradable waste excluded from control	Y	C	
60.758(e)	Records of any exceedance of 60.753, location of exceedance and re-monitoring dates and data (for wellheads and surface). Retain for 5 years.	Y	C	
60.759	Specifications for Active Collection Systems	Y	C	
60.759(a)	Active wells and collectors shall be at sufficient density	Y	C	
60.759(a)(1)	Collection System in refuse shall be certified by PE to achieve comprehensive control of surface gas emissions	Y	C	

## Compliance Certification Report

**Site #:** A1840

**Address:** 1 Parr Boulevard

**Source #:** 0015, A008, A0120, A0161

**Site Name:** West Contra Costa Sanitary Landfill

**City:** Richmond, CA

**Source Name:** Landfill gas collection system with A-8 Back-Up Landfill Gas Flare and A-120 Landfill Gas Flare (through December 2017). Landfill gas collection system with A-8 Back-Up Landfill Gas Flare and A-161 Landfill Gas Flare (beginning in January 2018)

**Reporting Period:** 05/01/2021 to 04/30/2022

**Zip Code:** 94801

Applicable Requirement	Regulation Title or Description of Requirement	Federally Enforceable (Y/N)	Continuous or Intermittent	Notes
60.759(a)(2)	Collection Systems (active or passive) outside of refuse shall address migration control	Y	C	
60.759(a)(3)	All gas producing areas shall be controlled except as described below (i-iii).	Y	C	
60.759(b)	Gas Collection System Components	Y	C	
60.759(b)(1)	Must be constructed of PVC, HDPE, fiberglass, stainless steel, or other approved material and of suitable dimensions to convey projected gas amounts and withstand settling, traffic, etc.	Y	C	
60.759(b)(2)	Collectors shall not endanger liner, shall manage condensate and leachate, and shall prevent air intrusion and surface leaks.	Y	C	
60.759(b)(3)	Header connection assemblies shall include positive closing throttle valve, seals and couplings to prevent leaks, at least one sampling port, and shall be constructed of PVC, HDPE, fiberglass, stainless steel, or other approved materials.	Y	C	
60.759(c)	Gas Mover Equipment shall be sized to handle maximum expected gas generation rate over the intended period of use.	Y	C	
60.759(c)(1)	For existing systems, flow data shall be used to project maximum flow rate.	Y	C	
60.759(c)(2)	For new systems, gas generation rate shall be calculated per 60.755(a)(1)	Y	C	
<b>40 CFR Part 62 Subpart F</b>	<b>Approval and Promulgation of State Plans for Designated Facilities and Pollutants (6/9/03)</b>			

## Compliance Certification Report

**Site #:** A1840

**Address:** 1 Parr Boulevard

**Source #:** 0015, A008, A0120, A0161

**Site Name:** West Contra Costa Sanitary Landfill

**City:** Richmond, CA

**Source Name:** Landfill gas collection system with A-8 Back-Up Landfill Gas Flare and A-120 Landfill Gas Flare (through December 2017). Landfill gas collection system with A-8 Back-Up Landfill Gas Flare and A-161 Landfill Gas Flare (beginning in January 2018)

**Reporting Period:** 05/01/2021 to 04/30/2022

**Zip Code:** 94801

Applicable Requirement	Regulation Title or Description of Requirement	Federally Enforceable (Y/N)	Continuous or Intermittent	Notes
62.1100	Identification of Plan	Y	C	
62.1115	Identification of Sources	Y	C	
<b>40 CFR Part 63, Subpart A</b>	<b>National Emission Standards for Hazardous Air Pollutants: General Provisions (4/20/06)</b>			
63.4	Prohibited activities and circumvention	Y	C	
63.5(b)	Requirements for existing, newly constructed, and reconstructed sources	Y	C	
63.6(e)	Operation and maintenance requirements and SSM Plan	Y	C	
63.6(f)	Compliance with non-opacity emission standards	Y	C	
63.10(b)(2) (i-v)	Records for startup, shutdown, malfunction, and maintenance	Y	C	
63.10(d)(5)	Startup, Shutdown, and Malfunction (SSM) Reports	Y	C	
<b>40 CFR Part 63, Subpart AAAA</b>	<b>National Emission Standards for Hazardous Air Pollutants: Municipal Solid Waste Landfills (1/16/03)</b>			
63.1945	When do I have to comply with this subpart?	Y	C	
63.1945(b)	Compliance date for existing affected landfills	Y	C	
63.1955	What requirements must I meet?	Y	C	
63.1955(a)(2)	Comply with State Plan that implements 40 CFR Part 60, Subpart Cc	Y	C	



## Compliance Certification Report

**Site #:** A1840

**Address:** 1 Parr Boulevard

**Source #:** 0015, A008, A0120, A0161

**Site Name:** West Contra Costa Sanitary Landfill

**City:** Richmond, CA

**Source Name:** Landfill gas collection system with A-8 Back-Up Landfill Gas Flare and A-120 Landfill Gas Flare (through December 2017). Landfill gas collection system with A-8 Back-Up Landfill Gas Flare and A-161 Landfill Gas Flare (beginning in January 2018)

**Reporting Period:** 05/01/2021 to 04/30/2022

**Zip Code:** 94801

Applicable Requirement	Regulation Title or Description of Requirement	Federally Enforceable (Y/N)	Continuous or Intermittent	Notes
63.1955(b)	Comply with 63.1960-63.1985, if a collection and control system is required by 40 CFR Part 60, Subpart WWW or a State Plan implementing 40 CFR Part 60, Subpart Cc	Y	C	
63.1955(c)	Comply with all approved alternatives to standards for collection and control systems plus all SSM requirements and 6 month compliance reporting requirements	Y	C	
63.1960	How is compliance determined?	Y	C	
63.1965	What is a deviation?	Y	C	
63.1975	How do I calculate the 3-hour block average used to demonstrate compliance?	Y	C	
63.1980	What records and reports must I keep and submit?	Y	C	
63.1980(a)	Comply with all record keeping and reporting requirements in 40 CFR Part 60, Subpart WWW or the State Plan implementing 40 CFR Part 60, Subpart Cc, except that the annual report required by 40 CFR 60.757(f) must be submitted every 6 months	Y	C	
63.1980(b)	Comply with all record keeping and reporting requirements in 40 CFR Part 60, Subpart A and 40 CFR Part 63, Subpart A, including SSM Plans and Reports	Y	C	
<b>BAAQMD Condition #25293</b>				
Part 1	Waste acceptance rate limits (Regulation 2-1-301, Cumulative Increase)	Y	C	

## Compliance Certification Report

**Site #:** A1840

**Address:** 1 Parr Boulevard

**Source #:** 0015, A008, A0120, A0161

**Site Name:** West Contra Costa Sanitary Landfill

**City:** Richmond, CA

**Source Name:** Landfill gas collection system with A-8 Back-Up Landfill Gas Flare and A-120 Landfill Gas Flare (through December 2017). Landfill gas collection system with A-8 Back-Up Landfill Gas Flare and A-161 Landfill Gas Flare (beginning in January 2018)

**Reporting Period:** 05/01/2021 to 04/30/2022

**Zip Code:** 94801

Applicable Requirement	Regulation Title or Description of Requirement	Federally Enforceable (Y/N)	Continuous or Intermittent	Notes
Part 2	Particulate emission control measures (Regulations 2-1-403, 6-1-301, and 6-1-305)	Y	C	
Part 3	Fugitive non-methane organic compounds (NMOC) emissions limit (Cumulative Increase and Regulation 2-1-301)	Y	C	
Part 4	Concentration limit of NMOC from S-15 (Cumulative Increase and Regulation 2-1-301)	Y	C	
Part 5	Control requirements for collected landfill gas (Regulation 8-34-301)	Y	C	
Part 6	Landfill gas collection system description (Regulations 2-1-301, 8-34-301.1, 8-34-304, and 8-34-305)	Y	I	<p>There were unplanned shutdowns of the gas collection and control system that did not meet the exemption criteria in Rule 8-34-113 on</p> <ul style="list-style-type: none"> <li>-May 5, 2021 from 10:30 to 10:46;</li> <li>-May 25, 2021 from 18:56 to 21:04;</li> <li>-June 2, 2021 00:42 to 7:30;</li> <li>-June 24, 2021 19:24 to 19:52;</li> <li>-October 7, 2021 20:18 to 20:28;</li> <li>-October 24, 2021 at 9:08 to October 25, 2021 at 8:58;</li> <li>- January 3, 2022 from 4:44 to 7:54;</li> <li>-March 10, 2022 from 4:50 to 7:28;</li> <li>-March 18, 2022 00:42 to 08:50;</li> <li>-April 17, 2022 from 14:00 to April 18, 2022 11:34;</li> <li>-April 20, 2022 from 12:52 to April 21, 2022 7:48; and</li> <li>April 21, 2022 from 19:24 to 20:40.</li> </ul> <p>These events included utility outages, power surge/fluctuations, air compressor malfunctions, and an auto</p>

## Compliance Certification Report

**Site #:** A1840

**Address:** 1 Parr Boulevard

**Source #:** 0015, A008, A0120, A0161

**Site Name:** West Contra Costa Sanitary Landfill

**City:** Richmond, CA

**Source Name:** Landfill gas collection system with A-8 Back-Up Landfill Gas Flare and A-120 Landfill Gas Flare (through December 2017). Landfill gas collection system with A-8 Back-Up Landfill Gas Flare and A-161 Landfill Gas Flare (beginning in January 2018)

**Reporting Period:** 05/01/2021 to 04/30/2022

**Zip Code:** 94801

Applicable Requirement	Regulation Title or Description of Requirement	Federally Enforceable (Y/N)	Continuous or Intermittent	Notes
				valve failure which resulted in shutdowns of the GCCS.  These events were reported to the BAAQMD as RCA and breakdown relief was requested.
Part 7	Landfill gas collection system operating requirements (Regulations 8-34-301.1, 8-34-404, 8-34-305, 8-34-414, 8-34-501.5 and 8-34-505)	Y	I	See above.
Part 8	Flare operating restrictions and heat input limits (Cumulative Increase and Regulations 2-1-301 and 8-34-301)	Y	C	
Part 9	Flare temperature limit (Regulations 2-5-301, 8-34-301.3, 8-34-501.3, and 40 CFR 60.756(b)(1))	Y	C	The A-120 Flare was removed from WCCSL and replaced with the A-161 Flare in November 2017. The A-161 Flare was initially started in December 2017. In accordance with Part 9, the A-161 Flare is to operate based on the same limitation as the previous A-120 Flare.
Part 10	Landfill gas sulfur content limit and monitoring requirements (Regulation 9-1-302 and Cumulative Increase)	Y	C	
Part 11	Annual source test (Regulations 8-34-301.3 and 8-34-412 and CCR 95464(b)(2)(A)(1))	Y	C	
Part 12	Annual landfill gas characterization test (Regulation 2, Rule 5, AB-2588 Air Toxics Hot Spots Act, and Regulation 8-34-412)	Y	C	
Part 13	Toxic compound concentration limits (Regulation 2-5-302 and AB-2588 Air Toxics Hot Spots Act)	N	C	

## Compliance Certification Report

**Site #:** A1840

**Address:** 1 Parr Boulevard

**Source #:** 0015, A008, A0120, A0161

**Site Name:** West Contra Costa Sanitary Landfill

**City:** Richmond, CA

**Source Name:** Landfill gas collection system with A-8 Back-Up Landfill Gas Flare and A-120 Landfill Gas Flare (through December 2017). Landfill gas collection system with A-8 Back-Up Landfill Gas Flare and A-161 Landfill Gas Flare (beginning in January 2018)

**Reporting Period:** 05/01/2021 to 04/30/2022

**Zip Code:** 94801

Applicable Requirement	Regulation Title or Description of Requirement	Federally Enforceable (Y/N)	Continuous or Intermittent	Notes
Part 14	Record keeping requirements (Cumulative Increase, Regulations 2-1-301, 2-5-302, 2-6-501, 6-1-301, 6-1-305, 8-2-301, 8-34-301, 8-34-304, and 8-34-501)	Y	C	
Part 15	Reporting periods and report submittal due dates for the Regulation 8, Rule 34 report (Regulation 8-34-411 and 40 CFR 63.1980(a))	Y	C	
Part 16	NOx emission limit from Flare A-120 (Cumulative Increase)	Y	C	
Part 17	CO emission limit from Flare A-120 (Cumulative Increase)	Y	C	
Part 18	A-120 shall comply with NMOC emission limit (Cumulative Increase, 8-34-301.3; 40 CFR 60.752(b)(2)(iii)(B))		C	
Part 19	Record keeping of all planned and unanticipated shut downs of A-120 and of temperature excursions. (2-6-501, 8-34-501, 40 CFR 60.758)	Y	C	

## Compliance Certification Report

Site #: A1840

Address: 1 Parr Boulevard

Source #: 0037

Site Name: West Contra Costa Sanitary Landfill

City: Richmond, CA

Source Name: S-37 Internal Combustion Lean Burn  
Engines

Reporting Period: 05/01/2021 to 04/30/2022

Zip Code: 94801

Applicable Requirement	Regulation Title or Description of Requirement	Federally Enforceable (Y/N)	Continuous or Intermittent	Notes
<b>BAAQMD Regulation 1</b>	<b>General Provisions and Definitions (5/4/11)</b>			
1-523	Parametric Monitoring and Record keeping Procedures	N	C	
1-523.1	Reporting requirement for periods of in-operation > 24 hours	Y	C	
1-523.2	Limit on duration of in operation	Y	C	
1-523.3	Reporting requirement for violations of any applicable limits	N	C	
1-523.4	Records of in-operation, tests, calibrations, adjustments, & maintenance	Y	C	
1-523.5	Maintenance and calibration	N	C	
<b>SIP Regulation 1</b>	<b>General Provisions and Definitions (6/28/99)</b>			
1-523	Parametric Monitoring and Recordkeeping Procedures	Y	C	
1-523.3	Reports of Violations	Y	C	
<b>BAAQMD Regulation 6, Rule 1</b>	<b>Particulate Matter, General Requirements (12/5/07)</b>			
6-1-301	Ringelmann No. 1 Limitation	N	C	
6-1-305	Visible Particles	N	C	
6-1-310	Particle Weight Limitation	N	C	
6-1-401	Appearance of Emissions	N	C	
<b>SIP Regulation 6</b>	<b>Particulate Matter and Visible Emissions (9/4/98)</b>			
6-301	Ringelmann No. 1 Limitation	Y	C	
6-305	Visible Particles	Y	C	
6-310	Particle Weight Limitation	Y	C	

## Compliance Certification Report

Site #: A1840

Address: 1 Parr Boulevard

Source #: 0037

Site Name: West Contra Costa Sanitary Landfill

City: Richmond, CA

Source Name: S-37 Internal Combustion Lean Burn  
Engines

Reporting Period: 05/01/2021 to 04/30/2022

Zip Code: 94801

Applicable Requirement	Regulation Title or Description of Requirement	Federally Enforceable (Y/N)	Continuous or Intermittent	Notes
6-401	Appearance of Emissions	Y	C	
<b>BAAQMD Regulation 8, Rule 34</b>	<b>Organic Compounds - Solid Waste Disposal Sites (6/15/05)</b>			
8-34-113	Limited Exemption, Inspection and Maintenance	Y	C	
8-34-113.1	Emission Minimization Requirement	Y	C	
8-34-113.2	Shutdown Time Limitation	Y	C	
8-34-113.3	Record keeping Requirement	Y	C	
8-34-301	Landfill Gas Collection and Emission Control System Requirements	Y	C	
8-34-301.1	Continuous Operation	Y	C	
8-34-301.2	Collection and Control Systems Leak Limitations	Y	C	
8-34-301.4	Limits for Other Emission Control Systems	Y	C	
8-34-404	Less than Continuous Operation Petition Contents	Y	C	
8-34-404.1	Monitoring requirements for individual gas collection system components that are subject to less than continuous operation provisions	Y	C	
8-34-404.2	Map showing components that are operating less than continuously	Y	C	
8-34-404.3	Operating, maintenance, and inspection schedule for components that are operating less than continuously	Y	C	
8-34-404.4	Operating conditions for components that are operating less than continuously	Y	C	
8-34-404.5	Renewal requirements apply whenever information submitted pursuant to 8-34-404.1 changes	Y	C	
8-34-412	Compliance Demonstration Tests	Y	C	
8-34-413	Performance Test Report	Y	C	The 2017 source test was performed

## Compliance Certification Report

Site #: A1840

Address: 1 Parr Boulevard

Source #: 0037

Site Name: West Contra Costa Sanitary Landfill

City: Richmond, CA

Source Name: S-37 Internal Combustion Lean Burn Engines

Reporting Period: 05/01/2021 to 04/30/2022

Zip Code: 94801

Applicable Requirement	Regulation Title or Description of Requirement	Federally Enforceable (Y/N)	Continuous or Intermittent	Notes
				<p>on December 4, 2017 for the S-37 IC Engine. The Source Test Report was delivered to the BAAQMD within 45 days of the test date. The 2017 source test of S-37 was delayed because the engine was inoperable as of December 2017, as it was undergoing extensive maintenance. A letter to request an extension of the source test date and to explain the maintenance being performed was submitted to the BAAQMD on August 24, 2017.</p> <p>The S-37 has not been source tested since 2017. It has been inoperable and will be source tested after the engine is rehabilitated and is running again.</p>
8-34-501	Operating Records	Y	C	
8-34-501.2	Emission Control System Downtime	Y	C	
8-34-501.4	Testing	Y	C	
8-34-501.5	Record keeping requirements for components subject to Section 404 less than continuous operating provisions	Y	C	
8-34-501.6	Leak Discovery and Repair Records	Y	C	
8-34-501.10	Gas Flow Rate Records for All Emission Control Systems	Y	C	
8-34-501.11	Records of Key Emission Control System Operating Parameters	Y	C	
8-34-501.12	Records Retention for 5 Years	Y	C	
8-34-503	Landfill Gas Collection and Emission Control System Leak Testing	Y	C	
8-34-504	Portable Hydrocarbon Detector	Y	C	
8-34-508	Gas Flow Meter	Y	C	

## Compliance Certification Report

Site #: A1840

Address: 1 Parr Boulevard

Source #: 0037

Site Name: West Contra Costa Sanitary Landfill

City: Richmond, CA

Source Name: S-37 Internal Combustion Lean Burn Engines

Reporting Period: 05/01/2021 to 04/30/2022

Zip Code: 94801

Applicable Requirement	Regulation Title or Description of Requirement	Federally Enforceable (Y/N)	Continuous or Intermittent	Notes
8-34-509	Key emission control system operating parameters	Y	C	
<b>BAAQMD Regulation 9, Rule 1</b>	<b>Inorganic Gaseous Pollutants – Sulfur Dioxide (3/15/95)</b>			
9-1-301	Limitations on Ground Level Concentrations	Y	C	
9-1-302	General Emission Limitations	Y	C	
<b>BAAQMD Regulation 9, Rule 2</b>	<b>Inorganic Gaseous Pollutants – Hydrogen Sulfide (10/6/99)</b>			
9-2-301	Limitations on Hydrogen Sulfide	N	C	
<b>BAAQMD Regulation 9 Rule 8</b>	<b>Inorganic Gaseous Pollutants – Nitrogen Oxides and Carbon Monoxide from Stationary Internal Combustion Engines (7/25/07)</b>			
9-8-302	Emission Limits – Waste Derived Fuel Gas	N	C	
9-8-302.1	Lean-Burn Engines: NOx Emission Limit	N	C	
9-8-302.3	CO Emission Limit	Y	C	
<b>SIP Regulation 9 Rule 8</b>	<b>Inorganic Gaseous Pollutants – Nitrogen Oxides and Carbon Monoxide from Stationary Internal Combustion Engines (12/15/97)</b>			
9-8-302	Emission Limits- Waste Derived Fuel Gas	Y	C	
9-8-302.1	Lean Burn Engines: NOx Emission Limit	Y	C	
<b>40 CFR Part 60, Subpart A</b>	<b>Standards of Performance for New Stationary Sources – General Provisions (5/4/98)</b>			
60.4(b)	Requires Submission of Requests, Reports, Applications, and Other Correspondence to the Administrator	Y	C	



## Compliance Certification Report

Site #: A1840

Address: 1 Parr Boulevard

Source #: 0037

Site Name: West Contra Costa Sanitary Landfill

City: Richmond, CA

Source Name: S-37 Internal Combustion Lean Burn Engines

Reporting Period: 05/01/2021 to 04/30/2022

Zip Code: 94801

Applicable Requirement	Regulation Title or Description of Requirement	Federally Enforceable (Y/N)	Continuous or Intermittent	Notes
60.7	Notification and Record Keeping	Y	C	
60.8	Performance Tests	Y	C	<p>The 2017 source test was performed on December 4, 2017 for the S-37 IC Engine. The Source Test Report was delivered to the BAAQMD within 45 days of the test date. The 2017 source test of S-37 was delayed because the engine was inoperable as of December 2017, as it was undergoing extensive maintenance. A letter to request an extension of the source test date and to explain the maintenance being performed was submitted to the BAAQMD on August 24, 2017.</p> <p>The S-37 has not been source tested since 2017. It has been inoperable and will be source tested after the engine is rehabilitated and is running again.</p>
60.11	Compliance with Standards and Maintenance Requirements	Y	C	
60.11(a)	Compliance determined by performance tests	Y	C	
60.11(d)	Good air pollution control practice	Y	C	
60.12	Circumvention	Y	C	
60.13	Monitoring Requirements	Y	C	
60.13(a)	Applies to all continuous monitoring systems	Y	C	
60.13(b)	Monitors shall be installed and operation before performing performance tests	Y	C	
60.13(e)	Continuous monitors shall operate continuously	Y	C	
60.13(f)	Monitors shall be installed in proper locations	Y	C	
60.13(g)	Requires multiple monitors for multiple stacks	Y	C	

## Compliance Certification Report

Site #: A1840

Address: 1 Parr Boulevard

Source #: 0037

Site Name: West Contra Costa Sanitary Landfill

City: Richmond, CA

Source Name: S-37 Internal Combustion Lean Burn Engines

Reporting Period: 05/01/2021 to 04/30/2022

Zip Code: 94801

Applicable Requirement	Regulation Title or Description of Requirement	Federally Enforceable (Y/N)	Continuous or Intermittent	Notes
60.14	Modification	Y	C	
60.15	Reconstruction	Y	C	
60.19	General Notification and Reporting Requirements	Y	C	
<b>40 CFR Part 60, Subpart WWW</b>	<b>Standards of Performance for New Stationary Sources – Standards of Performance for Municipal Solid Waste Landfills (4/10/00)</b>			
60.752	Standards for Air Emissions from Municipal Solid Waste Landfills	Y	C	
60.752(b)	Comply with paragraph (b)(2) or calculate NMOC emission rate	Y	C	
60.752(b)(2)	Comply with all requirements in sections (b)(2)(i through iv)	Y	C	
60.752(b)(2)(i)	Submit a collection and control system design plan	Y	C	
60.752(b)(2)(ii)	Install a collection and control system	Y	C	
60.752(b)(2)(iii)	Route collected gases to a control system	Y	C	
60.752(b)(2)(iii)(B)	Reduce NMOC emissions by 98% by weight or reduce NMOC outlet concentration to less than 20 ppmv as hexane at 3% O <sub>2</sub> , dry basis	Y	C	
60.752(b)(2)(iv)	Operate in accordance with 60.753, 60.755, and 60.756	Y	C	
60.753	Operational Standards for Collection and Control Systems	Y	C	
60.753(e)	Vent all collected gases to a control system complying with 60.752(b)(2)(iii)	Y	C	

## Compliance Certification Report

Site #: A1840

Address: 1 Parr Boulevard

Source #: 0037

Site Name: West Contra Costa Sanitary Landfill

City: Richmond, CA

Source Name: S-37 Internal Combustion Lean Burn Engines

Reporting Period: 05/01/2021 to 04/30/2022

Zip Code: 94801

Applicable Requirement	Regulation Title or Description of Requirement	Federally Enforceable (Y/N)	Continuous or Intermittent	Notes
60.753(f)	Operate the control system at all times when collected gas is Routed to the control system	Y	C	
60.754	Test Methods and Procedures	Y	C	
60.754(d)	Test Methods for Performance Test (Method 18 or 25C)	Y	C	
60.755	Compliance Provisions	Y	C	
60.755(e)	Provisions apply at all times except during startup, shutdown, or malfunction, provided the duration of these shall not exceed 5 days for collection systems or 1 hour for control systems	Y	C	
60.756	Monitoring of Operations	Y	C	
60.756(d)	Approval of other control devices	Y	C	
60.756(e)	Procedures for requesting alternative monitoring parameters	Y	C	
60.757	Reporting Requirements	Y	C	
60.757(c)	Submit a Collection and Control System Design Plan	Y	C	
60.757(e)	Submit Equipment Removal Report 30 days prior to removal or cessation of operation of the control equipment	Y	C	
60.757(f)	Submit Annual Reports containing information required by (f)(1), (f)(2), and (f)(3)	Y	C	
60.757(f)(1)	Value and length of time for exceedance of parameters monitored per 60.756(b) or (e)	Y	C	
60.757(f)(2)	Description and duration of all periods when gas is diverted from the control device by a by-pass line	Y	C	
60.757(f)(3)	Description and duration of all periods when control device was not operating for more than 1 hour	Y	C	
60.758	Recordkeeping Requirements	Y	C	

## Compliance Certification Report

Site #: A1840

Address: 1 Parr Boulevard

Source #: 0037

Site Name: West Contra Costa Sanitary Landfill

City: Richmond, CA

Source Name: S-37 Internal Combustion Lean Burn  
Engines

Reporting Period: 05/01/2021 to 04/30/2022

Zip Code: 94801

Applicable Requirement	Regulation Title or Description of Requirement	Federally Enforceable (Y/N)	Continuous or Intermittent	Notes
60.758(b)	Control Equipment Records (Control Device Vendor Specifications) Note: Subsections 1 through 4 do not apply.	Y	C	
60.758(c)	Records of parameters monitored pursuant to 60.756 (e)	Y	C	
60.758(e)	Records of any exceedance of 60.753(e) or (f)	Y	C	
<b>40 CFR Part 62 Subpart F</b>	<b>Approval and Promulgation of State Plans for Designated Facilities and Pollutants (6/9/03)</b>			
62.1100	Identification of Plan	Y	C	
62.1115	Identification of Sources	Y	C	
<b>40 CFR Part 63, Subpart A</b>	<b>National Emission Standards for Hazardous Air Pollutants: General Provisions (4/20/06)</b>			
63.4	Prohibited activities and circumvention	Y	C	
63.5(b)	Requirements for existing, newly constructed, and reconstructed sources	Y	C	
63.6(e)	Operation and maintenance requirements and SSM Plan	Y	C	
63.6(f)	Compliance with non-opacity emission standards	Y	C	
63.10(b)(2) (i-v)	Records for startup, shutdown, malfunction, and maintenance	Y	C	
63.10(d)(5)	Startup, Shutdown, and Malfunction (SSM) Reports	Y	C	
<b>40 CFR Part 63, Subpart AAAA</b>	<b>National Emission Standards for Hazardous Air Pollutants: Municipal Solid Waste Landfills (1/16/03)</b>			
63.1945	When do I have to comply with this subpart?	Y	C	
63.1945(b)	Compliance date for existing affected landfills	Y	C	

## Compliance Certification Report

Site #: A1840

Address: 1 Parr Boulevard

Source #: 0037

Site Name: West Contra Costa Sanitary Landfill

City: Richmond, CA

Source Name: S-37 Internal Combustion Lean Burn  
Engines

Reporting Period: 05/01/2021 to 04/30/2022

Zip Code: 94801

Applicable Requirement	Regulation Title or Description of Requirement	Federally Enforceable (Y/N)	Continuous or Intermittent	Notes
63.1955	What requirements must I meet?	Y	C	
63.1955(a)(2)	Comply with State Plan that implements 40 CFR Part 60, Subpart Cc	Y	C	
63.1955(b)	Comply with 63.1960-63.1985, if a collection and control system is required by 40 CFR Part 60, Subpart WWW or a State Plan implementing 40 CFR Part 60, Subpart Cc	Y	C	
63.1955(c)	Comply with all approved alternatives to standards for collection and control systems plus all SSM requirements and 6 month compliance reporting requirements	Y	C	
63.1960	How is compliance determined?	Y	C	
63.1965	What is a deviation?	Y	C	
63.1975	How do I calculate the 3-hour block average used to demonstrate compliance?	Y	C	
63.1980	What records and reports must I keep and submit?	Y	C	
63.1980(a)	Comply with all record keeping and reporting requirements in 40 CFR Part 60, Subpart WWW or the State Plan implementing 40 CFR Part 60, Subpart Cc, except that the annual report required by 40 CFR 60.757(f) must be submitted every 6 months	Y	C	
63.1980(b)	Comply with all record keeping and reporting requirements in 40 CFR Part 60, Subpart A and 40 CFR Part 63, Subpart A, including SSM Plans and Reports	Y	C	
<b>BAAQMD Condition # 17812</b>				
Part 1	Fuel Restrictions (Offsets and Cumulative Increase)	Y	C	
Part 2	Heat Input Limits (Offsets and Cumulative Increase)	Y	C	

## Compliance Certification Report

**Site #:** A1840

**Address:** 1 Parr Boulevard

**Source #:** 0037

**Site Name:** West Contra Costa Sanitary Landfill

**City:** Richmond, CA

**Source Name:** S-37 Internal Combustion Lean Burn Engines

**Reporting Period:** 05/01/2021 to 04/30/2022

**Zip Code:** 94801

Applicable Requirement	Regulation Title or Description of Requirement	Federally Enforceable (Y/N)	Continuous or Intermittent	Notes
Part 3	Continuous operating requirement (Regulation 8-34-301.1)	Y	C	
Part 4	Diverter Valve Requirement (Regulation 8-34-301)	Y	C	
Part 5	NOx Emission Limit (BACT, Offsets)	Y	C	
Part 6	CO Emission Limit (BACT)	Y	C	
Part 7	Gas flow meter and recorder requirement (Offsets and Cumulative Increase)	Y	C	
Part 8	Annual source test requirement (BACT and Regulations 8-34-301.4, 8-34-412, 9-8-302.1, and 9-8-302.3)	Y	C	<p>The 2017 source test was performed on December 4, 2017 for the S-37 IC Engine. The Source Test Report was delivered to the BAAQMD within 45 days of the test date. The 2017 source test of S-37 was delayed because the engine was inoperable as of December 2017, as it was undergoing extensive maintenance. A letter to request an extension of the source test date and to explain the maintenance being performed was submitted to the BAAQMD on August 24, 2017.</p> <p>The S-37 has not been source tested since 2017. It has been inoperable and will be source tested after the engine is rehabilitated and is running again.</p>
Part 9	Record keeping requirements (BACT, Offsets, Cumulative Increase, and Regulations 2-1-301, 2-6-501, and 8-34-501)	Y	C	
Part 10	Engine Temperature Limit and Temperature Monitoring Requirements (Regulations 8-34-301, 8-34-501.11, 8-34-509)	Y	C	NOTE: Temperature requirements were changed as of January 1, 2020 by Application Number (AN) 29522.

## Compliance Certification Report

**Site #:** A1840

**Address:** 1 Parr Boulevard

**Source #:** 0120, 0130, A14, A15, A16,  
A17, A18, A19

**Site Name:** West Contra Costa Sanitary Landfill

**City:** Richmond, CA

**Source Name:** S-120 Air Stripper, S-130 Standby Air  
Stripper, A-14, A-15, A-16, A-17, A-18, and A-19  
Carbon Adsorber

**Reporting Period:** 05/01/2021 to 04/30/2022

**Zip Code:** 94801

Applicable Requirement	Regulation Title or Description of Requirement	Federally Enforceable (Y/N)	Continuous or Intermittent	Notes
<b>BAAQMD Regulation 8, Rule 47</b>	<b>Air Stripping and Soil Vapor Extraction Operations (6/15/05)</b>			
8-47-301	Emission Control Requirement, Specific Compounds	Y	C	
8-47-302	Organic Compounds	Y	C	
8-47-501	Records	Y	C	
8-47-501.1	Water Analysis Records	Y	C	
8-47-501.2	Vapor Monitoring Results	Y	C	
8-47-601	Air Stripper Water Sampling	Y	C	
<b>BAAQMD Condition #23316</b>			C	
Part 1	Wastewater throughput limits (Cumulative Increase and Regulation 2, Rule 5)	Y	C	
Part 2	Abatement requirement for POC emissions (Cumulative Increase and Regulation 2, Rule 5 and 8-47-301-302)	Y	C	
Part 3	POC leak limit for valves, flanges, and pumps (Cumulative Increase)	Y	C	
Part 4	Replacement requirements for second to last Carbon Adsorber (Cumulative Increase and Regulation 2, Rule 5)	Y	C	
Part 5	Replacement requirements for last Carbon Adsorber (Cumulative Increase and Regulation 2, Rule 5)	Y	C	
Part 6	Requirements for Carbon Replacement Inventory (Cumulative Increase and Regulation 2, Rule 5)	Y	C	
Part 7	Wastewater monitoring requirements (Cumulative Increase and Regulation 2, Rule 5)	Y	C	
Part 8	Methane and non-methane measurement method, and Carbon Adsorber monitoring requirements (Cumulative Increase and Regulation 2, Rule 5)	Y	C	

## Compliance Certification Report

**Site #:** A1840

**Address:** 1 Parr Boulevard

**Source #:** 0120, 0130, A14, A15, A16,  
A17, A18, A19

**Site Name:** West Contra Costa Sanitary Landfill

**City:** Richmond, CA

**Source Name:** S-120 Air Stripper, S-130 Standby Air  
Stripper, A-14, A-15, A-16, A-17, A-18, and A-19  
Carbon Adsorber

**Reporting Period:** 05/01/2021 to 04/30/2022

**Zip Code:** 94801

Applicable Requirement	Regulation Title or Description of Requirement	Federally Enforceable (Y/N)	Continuous or Intermittent	Notes
Part 9	Record keeping requirements (Cumulative Increase and Regulation 2, Rule 5 and 2-6-501)	Y	C	



## Compliance Certification Report

Site #: A1840

Address: 1 Parr Boulevard

Source #: 0050, A50

Site Name: West Contra Costa Sanitary Landfill

City: Richmond, CA

Source Name: Solid Waste Transfer Station and A-50  
Water Mist Station

Reporting Period: 05/01/2021 to 04/30/2022

Zip Code: 94801

Applicable Requirement	Regulation Title or Description of Requirement	Federally Enforceable (Y/N)	Continuous or Intermittent	Notes
<b>BAAQMD Regulation 6, Rule 1</b>	<b>Particulate Matter, General Requirements (12/5/07)</b>			
6-1-301	Ringelmann No. 1 Limitation	N	C	
6-1-305	Visible Particles	N	C	
6-1-401	Appearance of Emissions	N	C	
<b>SIP Regulation 6</b>	<b>Particulate Matter and Visible Emissions (9/4/98)</b>			
6-301	Ringelmann No. 1 Limitation	Y	C	
6-305	Visible Particles	Y	C	
6-401	Appearance of Emissions	Y	C	
<b>BAAQMD Condition #22792</b>				
Part 1	Waste Acceptance Rate Limits (Cumulative Increase)	Y	C	
Part 2	Requires That Mixed Wastes, Green Material and Wood Waste Be Removed Within 48 Hours of Being Received (Regulation 1-301)	Y	C	
Part 3	Visible Emissions – Particulate Fallout Restrictions for Operations at the Transfer Station (Regulations 1-301, 6-1-301 and 6-1-305)	Y	C	
Part 4	Visible Emissions – Maintenance and Cleaning Requirements for Roadways (Regulations 6-1-301 and 6-1-305)	Y	C	
Part 5	Requires that, within 90 days after start-up of S50 transfer station, waste is no longer accepted at S-15 landfill. (Cumulative Increase and Regulation 2-2-410)	Y	C	

## Compliance Certification Report

**Site #:** A1840

**Address:** 1 Parr Boulevard

**Source #:** 0050, A50

**Site Name:** West Contra Costa Sanitary Landfill

**City:** Richmond, CA

**Source Name:** Solid Waste Transfer Station and A-50  
Water Mist Station

**Reporting Period:** 05/01/2021 to 04/30/2022

**Zip Code:** 94801

Applicable Requirement	Regulation Title or Description of Requirement	Federally Enforceable (Y/N)	Continuous or Intermittent	Notes
Part 6	Limitations on the Vehicle Traffic to S-50. (BACT and Cumulative Increase)	Y	C	
Part 7	Recordkeeping Requirements for Waste Accepted and Vehicle Traffic to S-50 (Cumulative Increase, Regulations 2-6-501, and 6-1-305)	Y	C	

## Compliance Certification Report

Site #: A1840

Address: 1 Parr Boulevard

Source #: 0069, 0070, A12, A13

Site Name: West Contra Costa Sanitary Landfill

City: Richmond, CA

Source Name: Inlet Storage Tanks #1 and #2; A-12 and A-13 Carbon Adsorbers

Reporting Period: 05/01/2021 to 04/30/2022

Zip Code: 94801

Applicable Requirement	Regulation Title or Description of Requirement	Federally Enforceable (Y/N)	Continuous or Intermittent	Notes
<b>BAAQMD Regulation 8, Rule 5</b>	<b>Organic Compounds – Storage of Organic Liquids (10/18/06)</b>			
8-5-301	Vapor Loss Control Device Requirement	N	C	
8-5-306	Approved Emission Control System Requirement	N	C	
8-5-307	Requirements for Fixed Roof Tanks, Pressure Tanks and Blanketed Tanks	N	C	
8-5-307.1	Fixed roof tank shell condition	N	C	
8-5-307.2	Pressure tank criteria	N	C	
8-5-307.3	Sealing mechanism criteria	N	C	
8-5-328	Tank Degassing Requirements	N	C	
8-5-328.1	Control requirement for tanks > 75 cubic meters	N	C	
8-5-328.2	Tank degassing prohibitions	N	C	
8-5-328.3	Notification and approval requirement	N	C	
8-5-331	Tank Cleaning Requirements	N	C	
8-5-331.1	Agents used to clean tank interior	N	C	
8-5-331.2	Steam cleaning limitations	N	C	
8-5-331.3	Steam cleaning criteria	N	C	
8-5-332	Sludge Handling Requirements	N	C	
8-5-332.1	Sludge container leak limits	N	C	
8-5-322.2	Sludge container gap requirements	N	C	
<b>SIP Regulation 8 Rule 5</b>	<b>Organic Compounds- Storage of Organic Liquids (6/5/2003)</b>	Y	C	
8-5-301	Vapor Loss Control Device Requirement	Y	C	
8-5-306	Approved Emission Control System Requirement	Y	C	

## Compliance Certification Report

Site #: A1840

Address: 1 Parr Boulevard

Source #: 0069, 0070, A12, A13

Site Name: West Contra Costa Sanitary Landfill

City: Richmond, CA

Source Name: Inlet Storage Tanks #1 and #2; A-12 and A-13 Carbon Adsorbers

Reporting Period: 05/01/2021 to 04/30/2022

Zip Code: 94801

Applicable Requirement	Regulation Title or Description of Requirement	Federally Enforceable (Y/N)	Continuous or Intermittent	Notes
8-5-307	Requirements for Pressure Tanks and Blanketed Tanks	Y	C	
8-5-328	Tank Degassing Requirements	Y	C	
8-5-328.1	Control requirements for tanks > 75 cubic meters	Y	C	
8-5-328.2	Tank degassing prohibitions	Y	C	
<b>BAAQMD Condition #23220</b>				
Part 1	Wastewater throughput limits (Cumulative Increase and Regulation 2, Rule 5)	Y	C	
Part 2	Abatement requirement for POC emissions (Cumulative Increase and Regulation 2, Rule 5 and 8-5-301)	Y	C	
Part 3	Operating requirements for Oil/Water Separators (Regulations 8-8-301 and 8-8-303)	Y	C	
Part 4	POC leak limit for valves, flanges, and pumps (Cumulative Increase)	Y	C	
Part 5	Replacement requirements for second to last Carbon Adsorber (Cumulative Increase and Regulation 2, Rule 5)	Y	C	
Part 6	Replacement requirements for last Carbon Adsorber (Cumulative Increase and Regulation 2, Rule 5)	Y	C	
Part 7	Wastewater monitoring requirements (Cumulative Increase and Regulation 2, Rule 5)	Y	C	
Part 8	Methane and non-methane measurement method, and Carbon Adsorber monitoring requirements (Cumulative Increase and Regulation 2, Rule 5)	Y	C	
Part 9	Record keeping requirements (Cumulative Increase and Regulation 2, Rule 5 and 2-6-501)	Y	C	

## Compliance Certification Report

Site #: A1840

Address: 1 Parr Boulevard

Source #: 0071, 0072

Site Name: West Contra Costa Sanitary Landfill

City: Richmond, CA

Source Name: Primary Oil Water Separator and  
Secondary Separator/Emulsion Breaker

Reporting Period: 05/01/2021 to 04/30/2022

Zip Code: 94801

Applicable Requirement	Regulation Title or Description of Requirement	Federally Enforceable (Y/N)	Continuous or Intermittent	Notes
<b>BAAQMD Regulation 8, Rule 8</b>	<b>Organic Compounds – Wastewater (Oil-Water) Separators (9/15/04)</b>			
8-8-301	Waste Water Separators Greater than 760 Liters Per Day and Smaller than 18.9 liters per second	Y	C	
8-8-301.3	OC Vapor Recovery System	N	C	
8-8-303	Gauging and Sampling Devices	Y	C	
8-8-304	Sludge-dewatering Unit	N	C	
8-8-305	Oil-Water Separator And/Or Air Floatation Unit Slop Oil Vessels	N	C	
8-8-501	API Separator or Air Flotation Bypassed Wastewater Records	N	C	
8-8-503	Inspection and Repair Records	Y	C	
8-8-504	Portable Hydrocarbon Detector	Y	C	
<b>SIP Regulation 8, Rule 8</b>	<b>Organic Compounds – Wastewater (Oil-Water) Separators (8/29/94)</b>	Y	C	
8-8-301.3	OC Vapor Recovery System	Y	C	
8-8-304	Sludge-dewatering Unit	Y	C	
8-8-305	Oil-Water Separator And/Or Air Floatation Unit Slop Oil Vessels	Y	C	
8-8-501	API Separator or Air Flotation Bypassed Wastewater Records	Y	C	
<b>BAAQMD Condition #23220</b>				
Part 1	Wastewater throughput limits (Cumulative Increase and Regulation 2, Rule 5)	Y	C	

## Compliance Certification Report

**Site #:** A1840

**Address:** 1 Parr Boulevard

**Source #:** 0071, 0072

**Site Name:** West Contra Costa Sanitary Landfill

**City:** Richmond, CA

**Source Name:** Primary Oil Water Separator and  
Secondary Separator/Emulsion Breaker

**Reporting Period:** 05/01/2021 to 04/30/2022

**Zip Code:** 94801

Applicable Requirement	Regulation Title or Description of Requirement	Federally Enforceable (Y/N)	Continuous or Intermittent	Notes
Part 2	Abatement requirement for POC emissions (Cumulative Increase and Regulation 2, Rule 5 and 8-5-301)	Y	C	
Part 3	Operating requirements for Oil/Water Separators (Regulations 8-8-301 and 8-8-303)	Y	C	
Part 4	POC leak limit for valves, flanges, and pumps (Cumulative Increase)	Y	C	
Part 9	Record keeping requirements (Cumulative Increase and Regulation 2, Rule 5 and 2-6-501)	Y	C	

## Compliance Certification Report

Site #: A1840

Address: 1 Parr Boulevard

Source #: 0111, A111

Site Name: West Contra Costa Sanitary Landfill

City: Richmond, CA

Source Name: Concrete Crusher, and A-111 Water Spray System

Reporting Period: 05/01/2021 to 04/30/2022

Zip Code: 94801

Applicable Requirement	Regulation Title or Description of Requirement	Federally Enforceable (Y/N)	Continuous or Intermittent	Notes
<b>BAAQMD Regulation 6, Rule 1</b>	<b>Particulate Matter, General Requirements (12/5/07)</b>			
6-1-301	Ringelmann No. 1 Limitation	N	C	
6-1-305	Visible Particles	N	C	
6-1-401	Appearance of Emissions	N	C	
<b>SIP Regulation 6</b>	<b>Particulate Matter and Visible Emissions (9/4/98)</b>			
6-301	Ringelmann No. 1 Limitation	Y	C	
6-305	Visible Particles	Y	C	
6-401	Appearance of Emissions	Y	C	
<b>BAAQMD Condition #23350</b>				
Part 1	Permit requirement for future power source (Regulation 2-1-301 and 302)	Y	C	
Part 2	Concrete Throughput Limit (Cumulative Increase)	Y	C	
Part 3	Abatement Requirement (Cumulative Increase)	Y	C	
Part 4	Visible Emissions Limitation (Regulation 6-1-301, SIP Regulation 6-301 and Regulation 1-301)	Y	C	
Part 5	Dust Suppressant Requirement on Unpaved Roads (Cumulative Increase)	N	C	
Part 6	Recordkeeping Requirement (Cumulative Increase and Regulation 2-6-501)	Y	C	

## Compliance Certification Report

Site #: A1840

Address: 1 Parr Boulevard

Source #: 0112, A112

Site Name: West Contra Costa Sanitary Landfill

City: Richmond, CA

Source Name: Crushed Concrete Screener, and A-112  
Water Spray System

Reporting Period: 05/01/2021 to 04/30/2022

Zip Code: 94801

Applicable Requirement	Regulation Title or Description of Requirement	Federally Enforceable (Y/N)	Continuous or Intermittent	Notes
<b>BAAQMD Regulation 6, Rule 1</b>	<b>Particulate Matter, General Requirements (12/5/07)</b>			
6-1-301	Ringelmann No. 1 Limitation	N	C	
6-1-305	Visible Particles	N	C	
6-1-401	Appearance of Emissions	N	C	
<b>SIP Regulation 6</b>	<b>Particulate Matter and Visible Emissions (9/4/98)</b>			
6-301	Ringelmann No. 1 Limitation	Y	C	
6-305	Visible Particles	Y	C	
6-401	Appearance of Emissions	Y	C	
<b>BAAQMD Condition #23351</b>				
Part 1	Permit requirement for future power source (Regulation 2-1-301 and 302)	Y	C	
Part 2	Concrete Throughput Limit (Cumulative Increase)	Y	C	
Part 3	Abatement Requirement (Cumulative Increase)	Y	C	
Part 4	Visible Emissions Limitation (Regulation 6-1-301, SIP Regulation 6-301 and Regulation 1-301)	Y	C	
Part 5	Recordkeeping Requirement (Cumulative Increase and Regulation 2-6-501)	Y	C	



## Compliance Certification Report

Site #: A1840

Address: 1 Parr Boulevard

Source #: 0113, A113

Site Name: West Contra Costa Sanitary Landfill

City: Richmond, CA

Source Name: Concrete/Asphalt Storage Piles, and A-113 Water Spray System

Reporting Period: 05/01/2021 to 04/30/2022

Zip Code: 94801

Applicable Requirement	Regulation Title or Description of Requirement	Federally Enforceable (Y/N)	Continuous or Intermittent	Notes
<b>BAAQMD Regulation 6, Rule 1</b>	<b>Particulate Matter, General Requirements (12/5/07)</b>			
6-1-301	Ringelmann No. 1 Limitation	N	C	
6-1-305	Visible Particles	N	C	
6-1-401	Appearance of Emissions	N	C	
<b>SIP Regulation 6</b>	<b>Particulate Matter and Visible Emissions (9/4/98)</b>			
6-301	Ringelmann No. 1 Limitation	Y	C	
6-305	Visible Particles	Y	C	
6-401	Appearance of Emissions	Y	C	
<b>BAAQMD Condition #23352</b>				
Part 1	Concrete and Asphalt Throughput Limits (Cumulative Increase)	Y	C	
Part 2	Abatement Requirement (Cumulative Increase)	Y	C	
Part 3	Visible Emissions Limitation (Regulation 6-1-301, SIP Regulation 6-301 and Regulation 1-301)	Y	C	
Part 4	Recordkeeping Requirement (Cumulative Increase and Regulation 2-6-501)	Y	C	

## Compliance Certification Report

Site #: A1840

Address: 1 Parr Boulevard

Source #: 0114, A114

Site Name: West Contra Costa Sanitary Landfill

City: Richmond, CA

Source Name: Conveyers (Crushed Concrete), and A-114 Water Spray System

Reporting Period: 05/01/2021 to 04/30/2022

Zip Code: 94801

Applicable Requirement	Regulation Title or Description of Requirement	Federally Enforceable (Y/N)	Continuous or Intermittent	Notes
<b>BAAQMD Regulation 6, Rule 1</b>	<b>Particulate Matter, General Requirements (12/5/07)</b>			
6-1-301	Ringelmann No. 1 Limitation	N	C	
6-1-305	Visible Particles	N	C	
6-1-401	Appearance of Emissions	N	C	
<b>SIP Regulation 6</b>	<b>Particulate Matter and Visible Emissions (9/4/98)</b>			
6-301	Ringelmann No. 1 Limitation	Y	C	
6-305	Visible Particles	Y	C	
6-401	Appearance of Emissions	Y	C	
<b>BAAQMD Condition #23353</b>				
Part 1	Permit requirement for future power source (Regulation 2-1-301 and 302)	Y	C	
Part 2	Concrete Throughput Limit (Cumulative Increase)	Y	C	
Part 3	Abatement Requirement (Cumulative Increase)	Y	C	
Part 4	Visible Emissions Limitation (Regulation 6-1-301, SIP Regulation 6-301 and Regulation 1-301)	Y	C	
Part 5	Recordkeeping Requirement (Cumulative Increase and Regulation 2-6-501)	Y	C	

## Compliance Certification Report

**Site #:** A1840

**Address:** 1 Parr Boulevard

**Source #:** 0115, A115

**Site Name:** West Contra Costa Sanitary Landfill

**City:** Richmond, CA

**Source Name:** S-115 Wood/Yard Waste Shredder (Tub Grinder), and A-115 Water Spray System

**Reporting Period:** 05/01/2021 to 04/30/2022

**Zip Code:** 94801

Applicable Requirement	Regulation Title or Description of Requirement	Federally Enforceable (Y/N)	Continuous or Intermittent	Notes
<b>BAAQMD Regulation 6, Rule 1</b>	<b>Particulate Matter, General Requirements (12/5/07)</b>			
6-1-301	Ringelmann No. 1 Limitation	N	C	
6-1-305	Visible Particles	N	C	
6-1-401	Appearance of Emissions	N	C	
<b>SIP Regulation 6</b>	<b>Particulate Matter and Visible Emissions (9/4/98)</b>			
6-301	Ringelmann No. 1 Limitation	Y	C	
6-305	Visible Particles	Y	C	
6-401	Appearance of Emissions	Y	C	
<b>BAAQMD Condition #23354</b>				
Part 1	Permit requirement for future power source (Regulation 2-1-301 and 302)	Y	C	
Part 2	Wood Waste Throughput Limit (Cumulative Increase)	Y	C	
Part 3	Shredder Abatement Requirement (Cumulative Increase)	Y	C	
Part 4	Visible Emissions Limitation (Regulation 6-1-301, SIP Regulation 6-301 and Regulation 1-301)	Y	C	
Part 5	Unloading, stockpiling and loading Abatement Requirement (Cumulative Increase)	Y	C	
Part 6	Permit requirement for any required future modifications to controls emissions (Regulation 1-301)	N	C	
Part 7	Recordkeeping Requirement (Cumulative Increase and Regulation 2-6-501)	Y	C	

## Compliance Certification Report

Site #: A1840

Address: 1 Parr Boulevard

Source #: 0116, A116

Site Name: West Contra Costa Sanitary Landfill

City: Richmond, CA

Source Name: S-116 Wood Waste Screener, and A-116  
Water Spray System

Reporting Period: 05/01/2021 to 04/30/2022

Zip Code: 94801

Applicable Requirement	Regulation Title or Description of Requirement	Federally Enforceable (Y/N)	Continuous or Intermittent	Notes
<b>BAAQMD Regulation 6, Rule 1</b>	<b>Particulate Matter, General Requirements (12/5/07)</b>			
6-1-301	Ringelmann No. 1 Limitation	N	C	
6-1-305	Visible Particles	N	C	
6-1-401	Appearance of Emissions	N	C	
<b>SIP Regulation 6</b>	<b>Particulate Matter and Visible Emissions (9/4/98)</b>			
6-301	Ringelmann No. 1 Limitation	Y	C	
6-305	Visible Particles	Y	C	
6-401	Appearance of Emissions	Y	C	
<b>BAAQMD Condition #23355</b>				
Part 1	Permit requirement for power source for this unit (Regulation 2-1-301 and 302)	Y	C	
Part 2	Wood Waste Throughput Limit (Cumulative Increase)	Y	C	
Part 3	Abatement Requirement (Cumulative Increase)	Y	C	
Part 4	Visible Emissions Limitation (Regulation 6-1-301, SIP Regulation 6-301 and Regulation 1-301)	Y	C	
Part 5	Recordkeeping Requirement (Cumulative Increase and Regulation 2-6-501)	Y	C	

## Compliance Certification Report

Site #: A1840

Address: 1 Parr Boulevard

Source #: 0117, A117

Site Name: West Contra Costa Sanitary Landfill

City: Richmond, CA

Source Name: Composting Operation, and A-117 Water  
Spray Truck (05/01/16 through 11/22/2016)

Reporting Period: 05/01/2021 to 04/30/2022

Zip Code: 94801

Applicable Requirement	Regulation Title or Description of Requirement	Federally Enforceable (Y/N)	Continuous or Intermittent	Notes
<b>BAAQMD Regulation 6, Rule 1</b>	<b>Particulate Matter, General Requirements (12/5/07)</b>			
6-1-301	Ringelmann No. 1 Limitation	N	C	
6-1-305	Visible Particles	N	C	
6-1-401	Appearance of Emissions	N	C	
<b>SIP Regulation 6</b>	<b>Particulate Matter and Visible Emissions (9/4/98)</b>			
6-301	Ringelmann No. 1 Limitation	Y	C	
6-305	Visible Particles	Y	C	
6-401	Appearance of Emissions	Y	C	
<b>BAAQMD Condition #23356</b>				
Part 1	Wood Waste Throughput Limit (Cumulative Increase)	Y	C	
Part 2	Abatement Requirement (Cumulative Increase)	Y	C	
Part 3	Visible Emissions Limitation (Regulation 6-1-301, SIP Regulation 6-301 and Regulation 1-301)	Y	C	
Part 4	Dust Suppressant and Watering Requirements on Unpaved Roads (Cumulative Increase)	Y	C	
Part 5	Recordkeeping Requirement (Cumulative Increase and Regulation 2-6-501)	Y	C	

# Compliance Certification Report

**Site #:** A1840

**Address:** 1 Parr Boulevard

**Source #:** 0118, A118

**Site Name:** West Contra Costa Sanitary Landfill

**City:** Richmond, CA

**Source Name:** S-118 Crushing of Asphalt Debris, A-118 Water Spray System

**Reporting Period:** 05/01/2021 to 04/30/2022

**Zip Code:** 94801

Applicable Requirement	Regulation Title or Description of Requirement	Federally Enforceable (Y/N)	Continuous or Intermittent	Notes
<b>BAAQMD Regulation 6, Rule 1</b>	<b>Particulate Matter, General Requirements (12/5/07)</b>			
6-1-301	Ringelmann No. 1 Limitation	N	C	
6-1-305	Visible Particles	N	C	
6-1-401	Appearance of Emissions	N	C	
<b>SIP Regulation 6</b>	<b>Particulate Matter and Visible Emissions (9/4/98)</b>			
6-301	Ringelmann No. 1 Limitation	Y	C	
6-305	Visible Particles	Y	C	
6-401	Appearance of Emissions	Y	C	
<b>BAAQMD Condition #23357</b>				
Part 1	Asphalt Throughput Limit (Cumulative Increase)	Y	C	
Part 2	Abatement Requirement (Cumulative Increase)	Y	C	
Part 3	Visible Emissions Limitation (Regulation 6-1-301, SIP Regulation 6-301, and Regulation 1-301)	Y	C	
Part 4	Recordkeeping Requirement (Cumulative Increase and Regulation 2-6-501)	Y	C	

## Compliance Certification Report

Site #: A1840

Address: 1 Parr Boulevard

Source #: 0117, A119

Site Name: West Contra Costa Sanitary Landfill

City: Richmond, CA

Source Name: Commercial Green Waste and Food  
Waste Composting Covered Aerated Static Pile (CASP)  
Method, and A119 Active Biofilter

Reporting Period: 05/01/2021 to 04/30/2022

Zip Code: 94801

Applicable Requirement	Regulation Title or Description of Requirement	Federally Enforceable (Y/N)	Continuous or Intermittent	Notes
<b>BAAQMD Regulation 1</b>	<b>General Provisions and Definitions</b>			
1-301	Public Nuisance	N	C	
<b>BAAQMD Regulation 2, Rule 5</b>	<b>New Source Review of Toxic Air Contaminants</b>			
2-5-302	Project Risk Requirement	N	C	
<b>BAAQMD Regulation 2, Rule 6</b>	<b>Major Facility Review</b>			
2-6-423	District Procedures for Synthetic Minor Operating Permits	Y	C	
<b>BAAQMD Regulation 6, Rule 1</b>	<b>General Requirements</b>			
6-1-301	Ringelmann No. 1 Limitation	N	C	
6-1-305	Visible Particles	N	C	
<b>BAAQMD Regulation 7, Rule 1</b>	<b>Odorous Substances</b>	N	C	
<b>BAAQMD Regulation 8, Rule 2</b>	<b>Miscellaneous Operations</b>			
8-2-301	Miscellaneous Operations	N	C	
<b>Application No. 25019, Authority to Construct, BAAQMD</b>	<b>Commercial Green Waste and Food Waste Composting (Issued 12/18/15, Start-up Notification submitted 11/15/16-Operations Started on 11/23/16)</b>			

## Compliance Certification Report

**Site #:** A1840

**Address:** 1 Parr Boulevard

**Source #:** 0117, A119

**Site Name:** West Contra Costa Sanitary Landfill

**City:** Richmond, CA

**Source Name:** Commercial Green Waste and Food Waste Composting Covered Aerated Static Pile (CASP) Method, and A119 Active Biofilter

**Reporting Period:** 05/01/2021 to 04/30/2022

**Zip Code:** 94801

Applicable Requirement	Regulation Title or Description of Requirement	Federally Enforceable (Y/N)	Continuous or Intermittent	Notes
<b>Condition 26088</b>				
Part 1	Feedstock Material Throughput Limit (BACT, Offsets, and Cumulative increase)	Y	C	
Part 2	Covered Aerated Static Pile (CASP) Requirement (BACT, Offsets, and Cumulative increase)	Y	C	
Part 3	Additional Food Waste Usage Requirements (BACT, Offsets, Cumulative Increase; Regulation 2-5-302, and Regulation 2-6-423)	Y	C	
Part 4	Methanol Emissions Limit (Regulation 2-6-423)	Y	C	
Part 5	Total Carbon Emissions Limit (Regulation 8-2-301)	Y	C	
Part 6	Fleet Vehicle Limitations (Cumulative increase)	Y	I	During the previous 12-months, the highest 12-month rolling total unpaved miles totaled 22,288.5 miles and the paved miles totaled 6,088.5 miles, which was over the permitted limits. However, on September 7, 2017, WCCSL submitted a change of permit conditions (COPC) to the BAAQMD to increase the allowable vehicle miles traveled. WCCSL is continuing to work with the BAAQMD to ensure this application is processed as quickly as possible.
Part 7	Abatement Requirement (Regulation 1-301 and 6-1-305)	Y	C	
Part 8	Dust Suppressant Requirement on Unpaved Roads (Regulation 1-301 and 6-1-305, BACT)	Y	C	
Part 9	Visible Emissions Limitation (Regulation 1-301, 6-1-301, and Regulation 6-1-305)	Y	C	
Part 10	Best Management Practices (BMP) for Aerated Static Pile Requirements (BMP for BACT)	Y	C	



## Compliance Certification Report

**Site #:** A1840

**Address:** 1 Parr Boulevard

**Source #:** 0117, A119

**Site Name:** West Contra Costa Sanitary Landfill

**City:** Richmond, CA

**Source Name:** Commercial Green Waste and Food  
Waste Composting Covered Aerated Static Pile (CASP)  
Method, and A119 Active Biofilter

**Reporting Period:** 05/01/2021 to 04/30/2022

**Zip Code:** 94801

Applicable Requirement	Regulation Title or Description of Requirement	Federally Enforceable (Y/N)	Continuous or Intermittent	Notes
Part 11	Green Waste Process and Incorporation Limitation (BMP for BACT, Regulation 1-301, and 7-1)	Y	C	
Part 12	CASP Disturbance Requirement (BMP for BACT)	Y	C	
Part 13	CASP Parameter Requirements (BMP for BACT)	Y	C	
Part 14	A-119 Biofilter Parameter Requirements (BMP for BACT)	Y	C	
Part 15	Liquid Handling Requirement (BMP for BACT)	Y	C	
Part 16	Material Storage Area Cleaning Requirement (BMP for BACT)	Y	C	
Part 17	Additional Control Measure Requirement (Regulation 1-301)	Y	C	
Part 18	Recordkeeping Procedures (BACT, Offsets, and Cumulative Increase)	Y	C	
Part 19	Compliance Testing Requirement - 2-4 (BACT, Offsets, and Cumulative Increase)	Y	C	In accordance with authority to construct (ATC) application number (A/N) 25019, Condition Number 26088, Parts 19 and 21, the initial source test shall be initiated within 60 days of the start-up. The CASP “start-up” was on November 22, 2016, annual source testing has been conducted since 2017. The 2019 CASP Source Test was conducted from May 14, 2019 through May 16, 2019. The Source Test Report was submitted to the BAAQMD on August 14, 2019, which indicated compliance with application number A/N 25019, Condition Number 26088, Part 3 for limits of precursor organic compounds (POC) and ammonia (NH3).

## Compliance Certification Report

**Site #:** A1840

**Address:** 1 Parr Boulevard

**Source #:** 0117, A119

**Site Name:** West Contra Costa Sanitary Landfill

**City:** Richmond, CA

**Source Name:** Commercial Green Waste and Food Waste Composting Covered Aerated Static Pile (CASP) Method, and A119 Active Biofilter

**Reporting Period:** 05/01/2021 to 04/30/2022

**Zip Code:** 94801

Applicable Requirement	Regulation Title or Description of Requirement	Federally Enforceable (Y/N)	Continuous or Intermittent	Notes
Part 20	Compliance Testing Requirement - Methanol (BACT, Offsets, and Cumulative Increase)	Y	C	The 2019 CASP Source Test was conducted from May 14, 2019 through May 16, 2019. The Source Test Report was submitted to the BAAQMD on August 14, 2019, which indicated compliance with A/N 25019, Condition Number 26088, Part 3 for limits of POCs and NH3.
Part 21	Compliance Testing Requirement - Total Carbon (8-2-301)	Y	C	The 2019 CASP Source Test was conducted from May 14, 2019 through May 16, 2019. The Source Test Report was submitted to the BAAQMD on August 14, 2019, which indicated compliance with A/N 25019, Condition Number 26088, Part 3 for limits of POCs and NH3.
Part 22	Compliance Testing Requirement - Vehicle Fleet (Cumulative Increase)	Y	C	The 2019 CASP Source Test was conducted from May 14, 2019 through May 16, 2019. The Source Test Report was submitted to the BAAQMD on August 14, 2019, which indicated compliance with A/N 25019, Condition Number 26088, Part 3 for limits of POCs and NH3.

## Compliance Certification Report

**Site #:** A1840

**Address:** 1 Parr Boulevard

**Source #:** 0117, A119

**Site Name:** West Contra Costa Sanitary Landfill

**City:** Richmond, CA

**Source Name:** Commercial Green Waste and Food Waste Composting Covered Aerated Static Pile (CASP) Method, and A119 Active Biofilter

**Reporting Period:** 05/01/2021 to 04/30/2022

**Zip Code:** 94801

Applicable Requirement	Regulation Title or Description of Requirement	Federally Enforceable (Y/N)	Continuous or Intermittent	Notes
Part 23	Compliance Testing Requirement - Dust Mitigation (BACT, Regulation 1-301, and 6-1-305)	Y	C	The 2019 CASP Source Test was conducted from May 14, 2019 through May 16, 2019. The Source Test Report was submitted to the BAAQMD on August 14, 2019, which indicated compliance with A/N 25019, Condition Number 26088, Part 3 for limits of POCs and NH3.
Part 24	Compliance Testing Requirement - BMPs for BACT (BMP for BACT)		C	The 2019 CASP Source Test was conducted from May 14, 2019 through May 16, 2019. The Source Test Report was submitted to the BAAQMD on August 14, 2019, which indicated compliance with A/N 25019, Condition Number 26088, Part 3 for limits of POCs and NH3.

## Compliance Certification Report

Site #: A1840

Address: 1 Parr Boulevard

Source #: 0118, A118

Site Name: West Contra Costa Sanitary Landfill

City: Richmond, CA

Source Name: **Crushing of Asphalt Debris, and A-118 Water Spray System**

Reporting Period: 05/01/2021 to 04/30/2022

Zip Code: 94801

Applicable Requirement	Regulation Title or Description of Requirement	Federally Enforceable (Y/N)	Continuous or Intermittent	Notes
<b>BAAQMD Regulation 6, Rule 1</b>	<b>Particulate Matter, General Requirements (12/5/07)</b>			
6-1-301	Ringelmann No. 1 Limitation	N	C	
6-1-305	Visible Particles	N	C	
6-1-401	Appearance of Emissions	N	C	
<b>SIP Regulation 6</b>	<b>Particulate Matter and Visible Emissions (9/4/98)</b>			
6-301	Ringelmann No. 1 Limitation	Y	C	
6-305	Visible Particles	Y	C	
6-401	Appearance of Emissions	Y	C	
<b>BAAQMD Condition #23357</b>				
Part 1	Asphalt Throughput Limit (Cumulative Increase)	Y	C	
Part 2	Abatement Requirement (Cumulative Increase)	Y	C	
Part 3	Visible Emissions Limitation (Regulation 6-1-301, SIP Regulation 6-301, and Regulation 1-301)	Y	C	
Part 4	Recordkeeping Requirement (Cumulative Increase and Regulation 2-6-501)	Y	C	

# Compliance Certification Report

**Site #:** A1840

**Address:** 1 Parr Boulevard

**Source #:** 0120, 0130, A14, A15, A16, A17, A18, A19

**Site Name:** West Contra Costa Sanitary Landfill

**City:** Richmond, CA

**Source Name:** Air Stripper and Standby Air Stripper;  
A-14, A-15, A-16, A-17, A-18, and A-19 Carbon  
Vessels

**Reporting Period:** 05/01/2021 to 04/30/2022

**Zip Code:** 94801

Applicable Requirement	Regulation Title or Description of Requirement	Federally Enforceable (Y/N)	Continuous or Intermittent	Notes
<b>BAAQMD Regulation 8, Rule 47</b>	<b>Air Stripping and Soil Vapor Extraction Operations (6/15/05)</b>			
8-47-301	Emission Control Requirement, Specific Compounds	Y	C	
8-47-302	Organic Compounds	Y	C	
8-47-501	Records	Y	C	
8-47-501.1	Water Analysis Records	Y	C	
8-47-501.2	Vapor Monitoring Results	Y	C	
8-47-601	Air Stripper Water Sampling	Y	C	
<b>BAAQMD Condition #23316</b>				
Part 1	Wastewater throughput limits (Cumulative Increase and Regulation 2, Rule 5)	Y	C	
Part 2	Abatement requirement for POC emissions (Cumulative Increase and Regulation 2, Rule 5 and 8-47-301-302)	Y	C	
Part 3	POC leak limit for valves, flanges, and pumps (Cumulative Increase)	Y	C	
Part 4	Replacement requirements for second to last Carbon Adsorber (Cumulative Increase and Regulation 2, Rule 5)	Y	C	
Part 5	Replacement requirements for last Carbon Adsorber (Cumulative Increase and Regulation 2, Rule 5)	Y	C	
Part 6	Requirements for Carbon Replacement Inventory (Cumulative Increase and Regulation 2, Rule 5)	Y	C	
Part 7	Wastewater monitoring requirements (Cumulative Increase and Regulation 2, Rule 5)	Y	C	

## Compliance Certification Report

**Site #:** A1840

**Address:** 1 Parr Boulevard

**Source #:** 0120, 0130, A14, A15, A16, A17, A18, A19

**Site Name:** West Contra Costa Sanitary Landfill

**City:** Richmond, CA

**Source Name:** Air Stripper and Standby Air Stripper;  
A-14, A-15, A-16, A-17, A-18, and A-19 Carbon  
Vessels

**Reporting Period:** 05/01/2021 to 04/30/2022

**Zip Code:** 94801

Applicable Requirement	Regulation Title or Description of Requirement	Federally Enforceable (Y/N)	Continuous or Intermittent	Notes
Part 8	Methane and non-methane measurement method, and Carbon Adsorber monitoring requirements (Cumulative Increase and Regulation 2, Rule 5)	Y	C	
Part 9	Record keeping requirements (Cumulative Increase and Regulation 2, Rule 5 and 2-6-501)	Y	C	

## Compliance Certification Report

**Site #:** A1840

**Address:** 1 Parr Boulevard

**Source #:** 074, 0123, 0140, 0142, 0145, 0146, 0151, 0155, A20, A21

**Site Name:** West Contra Costa Sanitary Landfill

**City:** Richmond, CA

**Source Name:** Clarifier Holding Tank, Clarifier Holding (Feed) Tank, Waste Oil Tank, E-22R Area Tank, Pre-Treatment Inlet Feed Tank, Waste Oil Tank, and Oil Sludge Thickener; A-20 and A-21 Carbon Vessels

**Reporting Period:** 05/01/2021 to 04/30/2022

**Zip Code:** 94801

Applicable Requirement	Regulation Title or Description of Requirement	Federally Enforceable (Y/N)	Continuous or Intermittent	Notes
<b>BAAQMD Regulation 8, Rule 2</b>	<b>Organic Compounds-Miscellaneous Operation (7/20/05)</b>			
8-2-301	Miscellaneous Operations	Y	C	
<b>BAAQMD Condition #23220</b>				
Part 1	Wastewater throughput limits (Cumulative Increase and Regulation 2, Rule 5)	Y	C	
Part 2	Abatement requirement for POC emissions (Cumulative Increase and Regulation 2, Rule 5 and 8-5-301)	Y	C	
Part 4	POC leak limit for valves, flanges, and pumps (Cumulative Increase)	Y	C	
Part 9	Record keeping requirements (Cumulative Increase and Regulation 2, Rule 5 and 2-6-501)	Y	C	

## Compliance Certification Report

**Site #:** A1840

**Address:** 1 Parr Boulevard

**Source #:** 0141, A20, A21

**Site Name:** West Contra Costa Sanitary Landfill

**City:** Richmond, CA

**Source Name:** Inlet Feed High Density Linear Polyethylene (HDLPE) Tank; A-20 and A-21 Carbon Vessels

**Reporting Period:** 05/01/2021 to 04/30/2022

**Zip Code:** 94801

Applicable Requirement	Regulation Title or Description of Requirement	Federally Enforceable (Y/N)	Continuous or Intermittent	Notes
<b>BAAQMD Regulation 8, Rule 5</b>	<b>Organic Compounds – Storage of Organic Liquids (11/27/02)</b>			
8-5-301	Vapor Loss Control Device Requirement	N	C	
8-5-306	Approved Emission Control System Requirement	N	C	
8-5-307	Requirements for Fixed Roof Tanks, Pressure Tanks and Blanketed Tanks	N	C	
8-5-307.1	Fixed roof tank shell condition	N	C	
8-5-307.2	Pressure tank criteria	N	C	
8-5-307.3	Sealing mechanism criteria	N	C	
8-5-328	Tank Degassing Requirements	N	C	
8-5-328.1	Control requirement for tanks > 75 cubic meters	N	C	
8-5-328.2	Tank degassing prohibitions	N	C	
8-5-328.3	Notification and approval requirement	N	C	
8-5-331	Tank Cleaning Requirements	N	C	
8-5-331.1	Agents used to clean tank interior	N	C	
8-5-331.2	Steam cleaning limitations	N	C	
8-5-331.3	Steam cleaning criteria	N	C	
8-5-332	Sludge Handling Requirements	N	C	
8-5-332.1	Sludge container leak limits	N	C	
8-5-322.2	Sludge container gap requirements	N	C	
<b>SIP Regulation 8 Rule 5</b>	<b>Organic Compounds- Storage of Organic Liquids (6/5/2003)</b>	Y	C	
8-5-301	Vapor Loss Control Device Requirement	Y	C	



## Compliance Certification Report

**Site #:** A1840

**Address:** 1 Parr Boulevard

**Source #:** 0141, A20, A21

**Site Name:** West Contra Costa Sanitary Landfill

**City:** Richmond, CA

**Source Name:** Inlet Feed High Density Linear Polyethylene (HDLPE) Tank; A-20 and A-21 Carbon Vessels

**Reporting Period:** 05/01/2021 to 04/30/2022

**Zip Code:** 94801

Applicable Requirement	Regulation Title or Description of Requirement	Federally Enforceable (Y/N)	Continuous or Intermittent	Notes
8-5-306	Approved Emission Control System Requirement	Y	C	
8-5-307	Requirements for Pressure Tanks and Blanketed Tanks	Y	C	
8-5-328	Tank Degassing Requirements	Y	C	
8-5-328.1	Control requirements for tanks > 75 cubic meters	Y	C	
8-5-328.2	Tank degassing prohibitions	Y	C	
<b>BAAQMD Condition #23220</b>				
Part 1	Wastewater throughput limits (Cumulative Increase and Regulation 2, Rule 5)	Y	C	
Part 2	Abatement requirement for POC emissions (Cumulative Increase and Regulation 2, Rule 5 and 8-5-301)	Y	C	
Part 3	Operating requirements for Oil/Water Separators (Regulations 8-8-301 and 8-8-303)	Y	C	
Part 4	POC leak limit for valves, flanges, and pumps (Cumulative Increase)	Y	C	
Part 5	Replacement requirements for second to last Carbon Adsorber (Cumulative Increase and Regulation 2, Rule 5)	Y	C	
Part 6	Replacement requirements for last Carbon Adsorber (Cumulative Increase and Regulation 2, Rule 5)	Y	C	
Part 7	Wastewater monitoring requirements (Cumulative Increase and Regulation 2, Rule 5)	Y	C	
Part 8	Methane and non-methane measurement method, and Carbon Adsorber monitoring requirements (Cumulative Increase and Regulation 2, Rule 5)	Y	C	
Part 9	Record keeping requirements (Cumulative Increase and Regulation 2, Rule 5 and 2-6-501)	Y	C	

## Compliance Certification Report

**Site #:** A1840

**Address:** 1 Parr Boulevard

**Source #:** 0150, A20, A21

**Site Name:** West Contra Costa Sanitary Landfill

**City:** Richmond, CA

**Source Name:** Clarifier Holding Tank; A-20 and A-21  
Carbon Vessels

**Reporting Period:** 05/01/2021 to 04/30/2022

**Zip Code:** 94801

Applicable Requirement	Regulation Title or Description of Requirement	Federally Enforceable (Y/N)	Continuous or Intermittent	Notes
<b>BAAQMD Regulation 8, Rule 2</b>	<b>Organic Compounds-Miscellaneous Operation (7/20/05)</b>			
8-2-301	Miscellaneous Operations	Y	C	
<b>BAAQMD Condition #23220</b>				
Part 1	Wastewater throughput limits (Cumulative Increase and Regulation 2, Rule 5)	Y	C	
Part 2	Abatement requirement for POC emissions (Cumulative Increase and Regulation 2, Rule 5)	Y	C	
Part 4	POC leak limit for valves, flanges, and pumps (Cumulative Increase)	Y	C	
Part 9	Record keeping requirements (Cumulative Increase and Regulation 2, Rule 5)	Y	C	

## Compliance Certification Report

Site #: A1840

Address: 1 Parr Boulevard

Source #: 0153, A153

Site Name: West Contra Costa Sanitary Landfill

City: Richmond, CA

Source Name: HCL (acid) Tank; A-153 Scrubber

Reporting Period: 05/01/2021 to 04/30/2022

Zip Code: 94801

Applicable Requirement	Regulation Title or Description of Requirement	Federally Enforceable (Y/N)	Continuous or Intermittent	Notes
<b>BAAQMD Regulation 2, Rule 5</b>	<b>New Source Review of Toxic Air Contaminants (1/6/10)</b>	N	C	
<b>BAAQMD Regulation 2, Rule 6</b>	<b>Monitoring and Records</b>			
2-6-501	Recordkeeping	Y	C	
<b>BAAQMD Regulation 8, Rule 5</b>	<b>Organic Compounds, Storage of Organic Liquids (11/27/02)</b>			
8-5-301	Storage Tank Control Requirements	N	C	
<b>PTO BAAQMD Condition Number 20054</b>				
Part 1	Wastewater throughput limits (Cumulative Increase, Regulation 2, Rule 5)	Y	C	
Part 2	Abatement requirement for POC emissions (Regulation 8, Rule 5, Part 301; Cumulative Increase, Regulation 2, Rule 5)	Y	C	
Part 4	POC leak limit for valves, flanges, and pumps (Cumulative Increase)	Y	C	
Part 5	Replacement requirements for last Carbon Adsorber (Cumulative Increase and Regulation 2, Rule 5)	Y	C	
Part 6	Requirements for Carbon Replacement Inventory (Cumulative Increase and Regulation 2, Rule 5)	Y	C	
Part 7	Wastewater monitoring requirements (Cumulative Increase and Regulation 2, Rule 5)	Y	C	
Part 8	Methane and non-methane measurement method, and Carbon Adsorber monitoring requirements (Cumulative Increase and Regulation 2, Rule 5)	Y	C	
Part 9	Record keeping requirements (Cumulative Increase and Regulation 2, Rule 5; Regulation 2-6-501)	Y	C	

\*S-153 no longer operates at WCCSL. The Title V Permit issued June 1, 2017 no longer lists S-153 as a source.

## Compliance Certification Report

**Site #:** A1840

**Address:** 1 Parr Boulevard

**Source #:** 0155, A20, A21

**Site Name:** West Contra Costa Sanitary Landfill

**City:** Richmond, CA

**Source Name:** Oil Sludge Thickener; A-20 and A-21  
Carbon Vessels

**Reporting Period:** 05/01/2021 to 04/30/2022

**Zip Code:** 94801

Applicable Requirement	Regulation Title or Description of Requirement	Federally Enforceable (Y/N)	Continuous or Intermittent	Notes
<b>BAAQMD Regulation 8, Rule 2</b>	<b>Organic Compounds-Miscellaneous Operation (7/20/05)</b>			
8-2-301	Miscellaneous Operations	Y	C	
<b>BAAQMD Condition #23220</b>				
Part 1	Wastewater throughput limits (Cumulative Increase and Regulation 2, Rule 5)	Y	C	
Part 2	Abatement requirement for POC emissions (Cumulative Increase and Regulation 2, Rule 5)	Y	C	
Part 4	POC leak limit for valves, flanges, and pumps (Cumulative Increase)	Y	C	
Part 9	Record keeping requirements (Cumulative Increase and Regulation 2, Rule 5)	Y	C	

## Compliance Certification Report

Site #: A1840

Address: 1 Parr Boulevard

Source #: 0156, A20, A21

Site Name: West Contra Costa Sanitary Landfill

City: Richmond, CA

Source Name: Day Tanks (D-1, D-2, D-3); A-20 and A-21 Carbon Vessels

Reporting Period: 05/01/2021 to 04/30/2022

Zip Code: 94801

Applicable Requirement	Regulation Title or Description of Requirement	Federally Enforceable (Y/N)	Continuous or Intermittent	Notes
<b>BAAQMD Regulation 8, Rule 5</b>	<b>Organic Compounds – Storage of Organic Liquids (11/27/02)</b>			
8-5-301	Storage Tank Control Requirements	N	C	
8-5-306	Approved Emission Control System Requirement	N	C	
8-5-307	Requirements for Fixed Roof Tanks, Pressure Tanks and Blanketed Tanks	N	C	
8-5-307.1	Fixed roof tank shell condition	N	C	
8-5-307.2	Pressure tank criteria	N	C	
8-5-307.3	Sealing mechanism criteria	N	C	
8-5-328	Tank Degassing Requirements	N	C	
8-5-328.1	Control requirement for tanks > 75 cubic meters	N	C	
8-5-328.2	Tank degassing prohibitions	N	C	
8-5-328.3	Notification and approval requirement	N	C	
8-5-331	Tank Cleaning Requirements	N	C	
8-5-331.1	Agents used to clean tank interior	N	C	
8-5-331.2	Steam cleaning limitations	N	C	
8-5-331.3	Steam cleaning criteria	N	C	
8-5-332	Sludge Handling Requirements	N	C	
8-5-332.1	Sludge container leak limits	N	C	
8-5-322.2	Sludge container gap requirements	N	C	
<b>SIP Regulation 8 Rule 5</b>	<b>Organic Compounds- Storage of Organic Liquids (6/5/2003)</b>	Y	C	
8-5-301	Vapor Loss Control Device Requirement	Y	C	
8-5-306	Approved Emission Control System Requirement	Y	C	

## Compliance Certification Report

Site #: A1840

Address: 1 Parr Boulevard

Source #: 0156, A20, A21

Site Name: West Contra Costa Sanitary Landfill

City: Richmond, CA

Source Name: Day Tanks (D-1, D-2, D-3); A-20 and A-21 Carbon Vessels

Reporting Period: 05/01/2021 to 04/30/2022

Zip Code: 94801

Applicable Requirement	Regulation Title or Description of Requirement	Federally Enforceable (Y/N)	Continuous or Intermittent	Notes
8-5-307	Requirements for Pressure Tanks and Blanketed Tanks	Y	C	
8-5-328	Tank Degassing Requirements	Y	C	
8-5-328.1	Control requirements for tanks > 75 cubic meters	Y	C	
8-5-328.2	Tank degassing prohibitions	Y	C	
<b>BAAQMD Condition #23220</b>				
Part 1	Wastewater throughput limits (Cumulative Increase and Regulation 2, Rule 5)	Y	C	
Part 2	Abatement requirement for POC emissions (Cumulative Increase and Regulation 2, Rule 5)	Y	C	
Part 3	Operating requirements for Oil/Water Separators (Regulations 8-8-301 and 8-8-303)	Y	C	
Part 4	POC leak limit for valves, flanges, and pumps (Cumulative Increase)	Y	C	
Part 5	Replacement requirements for second to last Carbon Adsorber (Cumulative Increase and Regulation 2, Rule 5)	Y	C	
Part 6	Replacement requirements for last Carbon Adsorber (Cumulative Increase and Regulation 2, Rule 5)	Y	C	
Part 7	Wastewater monitoring requirements (Cumulative Increase and Regulation 2, Rule 5)	Y	C	
Part 8	Methane and non-methane measurement method, and Carbon Adsorber monitoring requirements (Cumulative Increase and Regulation 2, Rule 5)	Y	C	
Part 9	Record keeping requirements (Cumulative Increase and Regulation 2, Rule 5 and 2-6-501)	Y	C	

# Compliance Certification Report

Site #: A1840

Address: 1 Parr Boulevard

Source #: 0157, A20, A21

Site Name: West Contra Costa Sanitary Landfill

City: Richmond, CA

Source Name: Filter Press Surge Tank; A-20 and A-21  
Carbon Vessels

Reporting Period: 05/01/2021 to 04/30/2022

Zip Code: 94801

Applicable Requirement	Regulation Title or Description of Requirement	Federally Enforceable (Y/N)	Continuous or Intermittent	Notes
<b>BAAQMD Regulation 8, Rule 8</b>	<b>Organic Compounds – Wastewater (Oil-Water) Separators (9/15/04)</b>			
8-8-301	Waste Water Separators Greater than 760 Liters Per Day and Smaller than 18.9 liters per second	Y	C	
8-8-301.3	OC Vapor Recovery System	N	C	
8-8-303	Gauging and Sampling Devices	Y	C	
8-8-304	Sludge-dewatering Unit	N	C	
8-8-305	Oil-Water Separator And/Or Air Flootation Unit Slop Oil Vessels	N	C	
8-8-501	API Separator or Air Flotation Bypassed Wastewater Records	N	C	
8-8-503	Inspection and Repair Records	Y	C	
8-8-504	Portable Hydrocarbon Detector	Y	C	
<b>SIP Regulation 8, Rule 8</b>	<b>Organic Compounds – Wastewater (Oil-Water) Separators (8/29/94)</b>	Y	C	
8-8-301.3	OC Vapor Recovery System	Y	C	
8-8-304	Sludge-dewatering Unit	Y	C	
8-8-305	Oil-Water Separator And/Or Air Flootation Unit Slop Oil Vessels	Y	C	
8-8-501	API Separator or Air Flotation Bypassed Wastewater Records	Y	C	
<b>BAAQMD Condition #23220</b>				
Part 1	Wastewater throughput limits (Cumulative Increase and Regulation 2, Rule 5)	Y	C	

## Compliance Certification Report

**Site #:** A1840

**Address:** 1 Parr Boulevard

**Source #:** 0157, A20, A21

**Site Name:** West Contra Costa Sanitary Landfill

**City:** Richmond, CA

**Source Name:** Filter Press Surge Tank; A-20 and A-21  
Carbon Vessels

**Reporting Period:** 05/01/2021 to 04/30/2022

**Zip Code:** 94801

Applicable Requirement	Regulation Title or Description of Requirement	Federally Enforceable (Y/N)	Continuous or Intermittent	Notes
Part 2	Abatement requirement for POC emissions (Cumulative Increase and Regulation 2, Rule 5)	Y	C	
Part 3	Operating requirements for Oil/Water Separators (Regulations 8-8-301 and 8-8-303)	Y	C	
Part 4	POC leak limit for valves, flanges, and pumps (Cumulative Increase)	Y	C	
Part 9	Record keeping requirements (Cumulative Increase and Regulation 2, Rule 5)	Y	C	