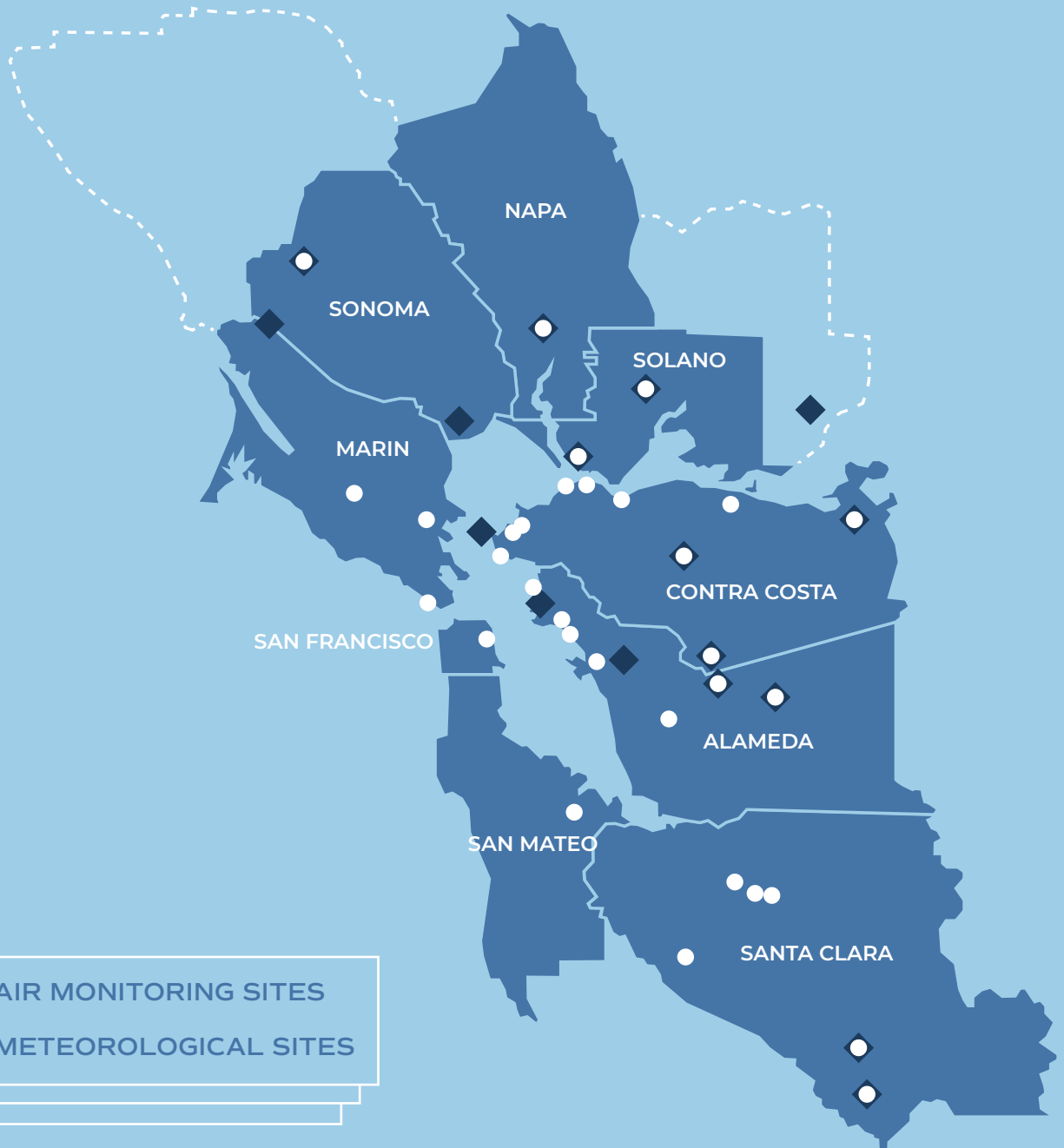


2019 Annual Report

COMING TOGETHER

BAY AREA AIR DISTRICT MONITORING SITES





LETTER FROM THE EXECUTIVE OFFICER

As is imperative to local and global health, we continue to combat climate change on many fronts. Our partnership with the Building Decarbonization Coalition is currently working to move Bay Area buildings off natural gas and on to more sustainable energy options. Additionally, our Climate Protection Grant Program is supporting the San Francisco *Keep It Tuned* program, which aims to reduce refrigerant leaks of the very potent greenhouse gases, fluorinated gases.

On the local level, our grants programs are helping communities, schools and businesses lower equipment emissions and implement clean air solutions. Our successful Clean Cars for All program is aiding the broader adoption of electric and hybrid vehicles through incentives to low-income residents, creating a more equitable green community.

With the ongoing effects of a changing climate, and the recent threats at the federal level to roll back California's vehicle emissions standards, we face increasing challenges to our air quality. Through expanding partnerships and ingenuity, we will prevail, and we will continue to move forward in protecting the climate and air quality for all Bay Area residents.

OVER THE PAST YEAR, THE AIR DISTRICT HAS EXPANDED OUR WORK WITH SOME OF THE COMMUNITIES MOST IMPACTED BY AIR POLLUTION IN THE REGION.

Through our Richmond-San Pablo Area Community Air Monitoring Plan, the Refinery Rules Technical Working Group and the West Oakland Community Action Plan, we are working with our partners on best measures to strengthen health protections in these communities.

Through particulate matter rule amendments, we are proactively addressing the increasing impacts of wildfire smoke in the region, including the implementation of a year-round burn ban when particulate matter reaches unhealthy levels. We have also worked closely with regional public health officers to draft Wildfire Smoke Preparedness Tips, to better inform residents of measures they can take to protect personal health. Additionally, in October 2019, the Air District held the first of a four-part symposium on the health effects of particulate matter pollution. This informative and thought-provoking conversation brought together nationwide experts in the field to better inform rulemaking efforts surrounding the dire health impacts posed by particulate matter.

JACK P. BROADBENT

Executive Officer

Air Pollution Control Officer



BUILDING PARTNERSHIPS FOR CHANGE

WE ARE WORKING TOGETHER TO ENSURE THAT EVERYONE BENEFITS FROM OUR AIR QUALITY EFFORTS.



As part of statewide efforts to implement Assembly Bill 617, the Air District's Community Health Protection Program partnered with the California Air Resources Board, other local air districts, community groups, community members, environmental organizations, regulated industries and other key stakeholders to reduce harmful air pollutants. The highly impacted areas of Richmond-San Pablo and West Oakland were selected by CARB as year-one priority communities.

Fig.01 Community Summit, Nov. 2, 2019



RICHMOND COMMUNITY SUMMIT

Community members from the Richmond-San Pablo area are partnering with the Air District to develop a Community Air Monitoring Plan under the AB 617 program, which will guide new air monitoring in the area. In July 2019, the Steering Committee selected initial air monitoring projects to collect data throughout the community that will inform strategies to reduce emissions and exposure to air pollution and protect public health. Steering Committee members include Richmond-San Pablo residents and non-profit organizations, as well as representatives from government, industry and education.

WEST OAKLAND COMMUNITY ACTION PLAN

The Air District and the West Oakland Environmental Indicators Project adopted *Owning Our Air*, a joint West Oakland Community Action Plan.

West Oakland is bounded by the Port of Oakland, the Union Pacific rail yard and the I-580, I-880 and I-980 freeways, which results in a high concentration of industrial activity. *Owning Our Air* lays out a series of strategies and measures to be implemented over the next five years by state, regional and local agencies to further air pollution reductions in West Oakland.



Fig.02 West Oakland community meeting, October 2019



REFINERY RULES TECHNICAL WORKING GROUP

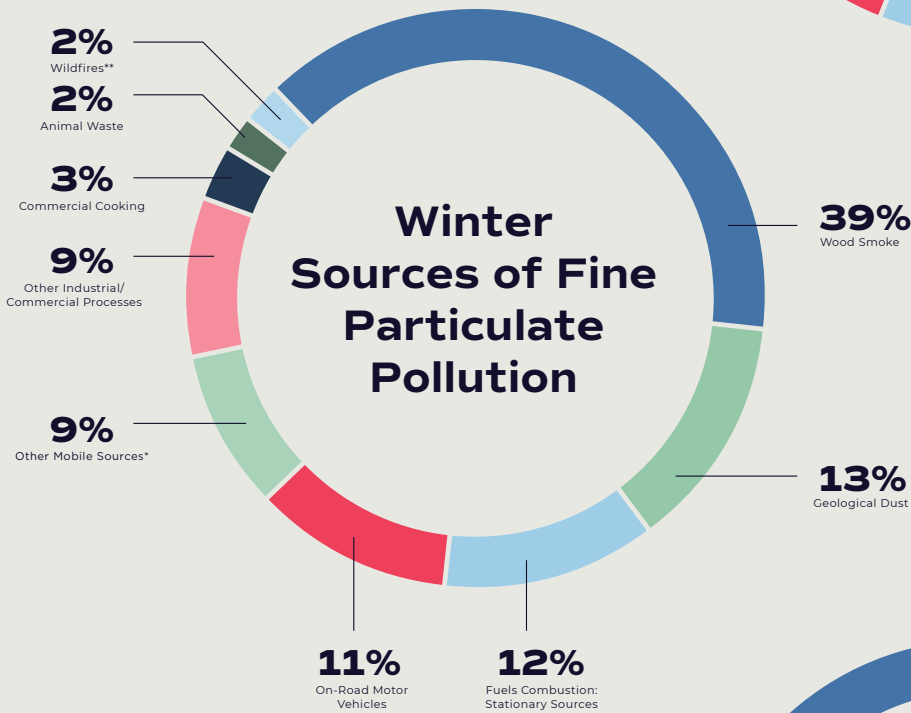
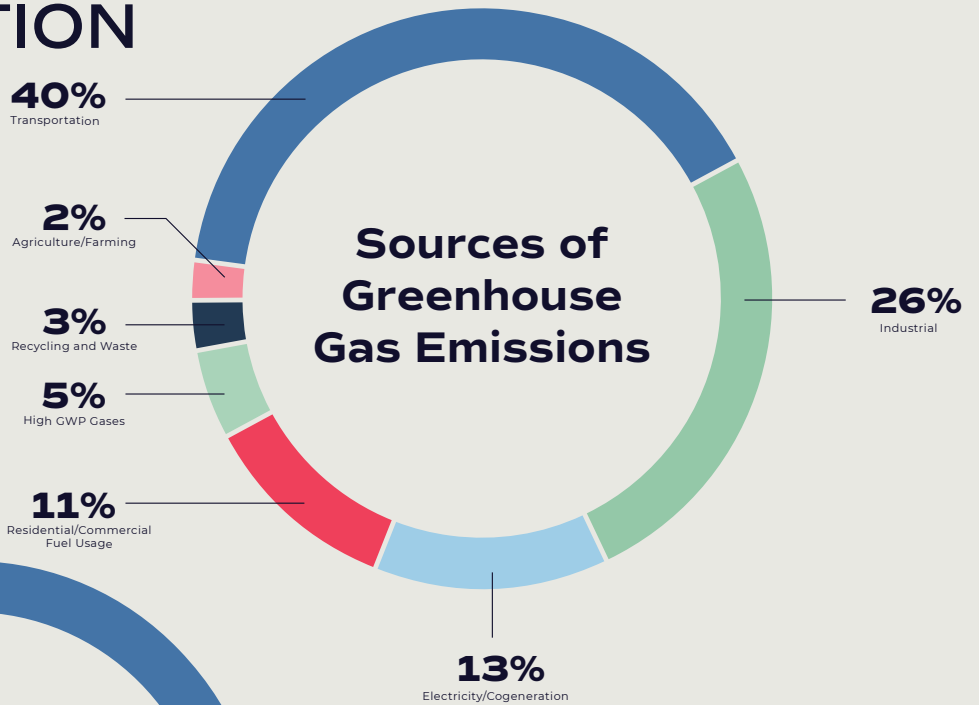
The Air District has expanded its stakeholder engagement efforts on refinery rule development activities through the formation of the Refinery Rules Technical Working Group.

The technical working group, which includes representatives from the refinery industry, communities and regulatory agencies, serves as a forum for members to engage in technical discussions, voice concerns and issues, and provide early input into development of rules affecting refineries. These technical working group meetings have provided Air District staff with valuable early input and feedback for consideration in the rule development process.

TECHNICAL ASSESSMENT TO INFORM THE WEST OAKLAND COMMUNITY ACTION PLAN

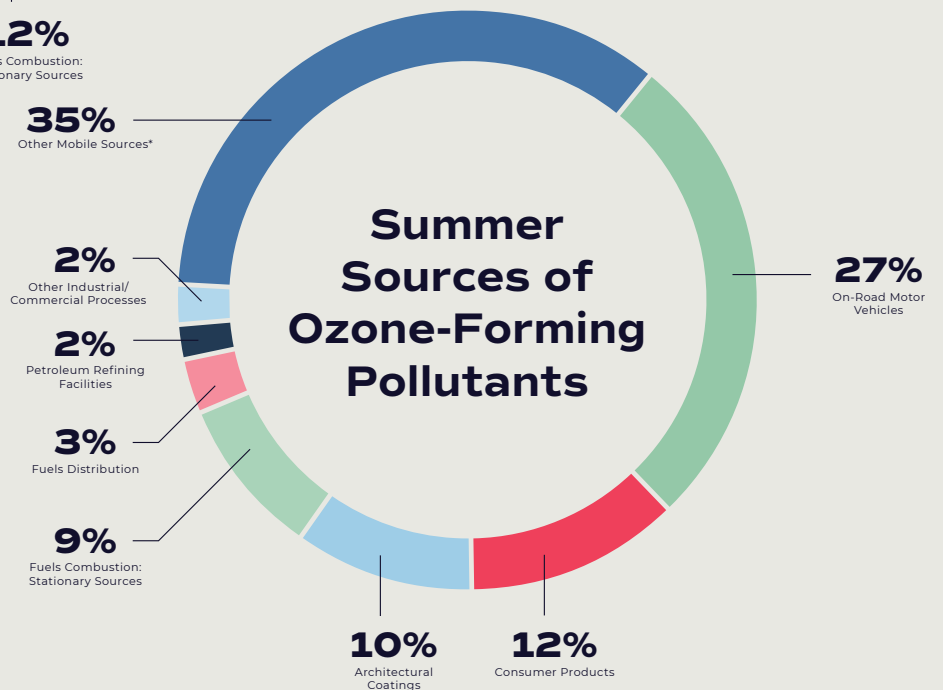
In partnership with the WOEIP and the West Oakland Steering Committee, the Air District completed regional and innovative hyperlocal air quality modeling and exposure assessments to identify the most significant sources of fine particulate matter and toxic air pollutants impacting West Oakland residents in support of their community emission reduction program.

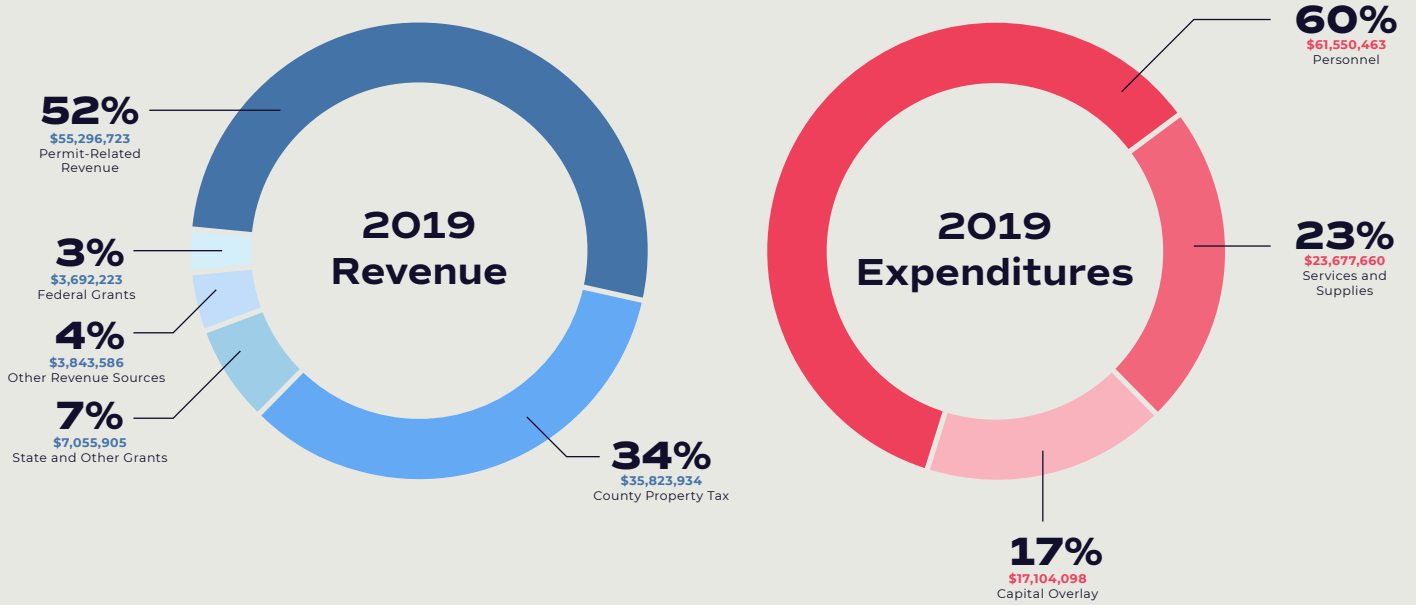
SOURCES OF BAY AREA POLLUTION



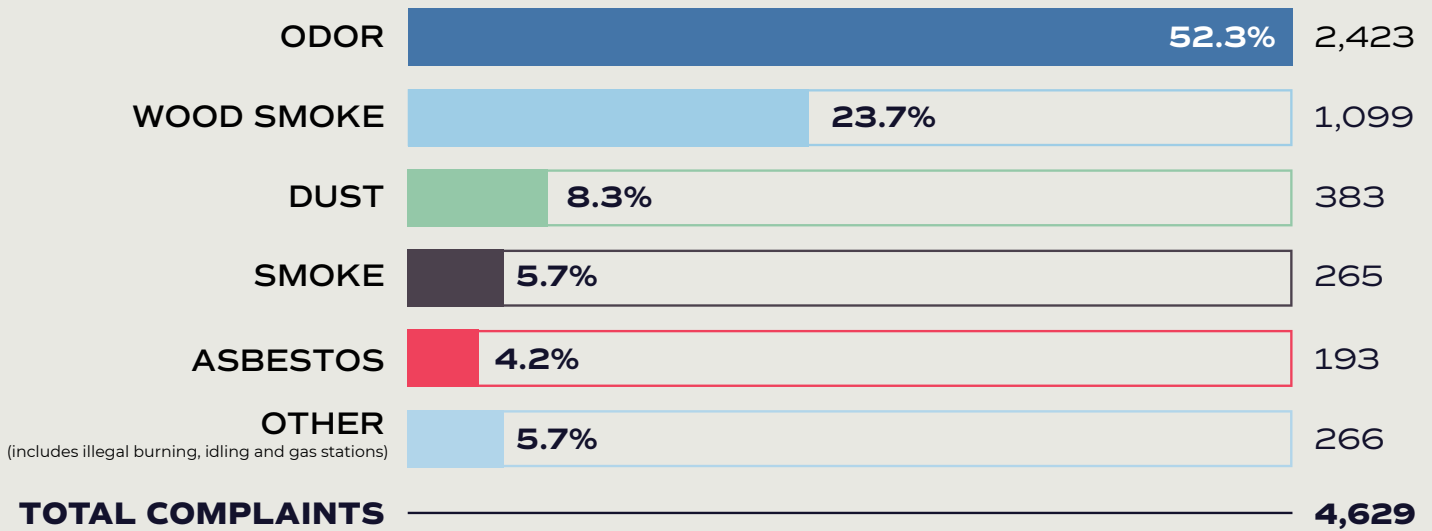
* Includes aircraft, ships, trains, construction equipment and other off-road equipment.

** These emissions estimates do not include the Kincadee Fire in October 2019.





2019 Air Pollution Complaints



RULEMAKING ACTIVITY

2019 RULES ADOPTED OR AMENDED

June 5, 2019

Regulation 3: Fees - amendments adopted

November 20, 2019

Wildfire Air Quality Response Program

Regulation 5: Open Burning

Rule 6-3: Wood-Burning Devices

December 4, 2019

Aligning air pollutant reporting requirements with those adopted by the Air Resources Board

Rule 12-15: Petroleum Refining Emissions Tracking

2019 PERMITTING ACTIVITY

BAY AREA PERMITTED FACILITIES

Refineries	5
Major Facilities (Excludes Refineries).....	79
Gasoline Dispensing Facilities	2,312
All Other Facilities	8,504
Total Permitted Facilities	10,900

Permitted Devices and Operations **24,233**

NEW PERMIT APPLICATIONS

Major Source Review (Title V).....	47
New Source Review (NSR).....	1,110
Total New Permit Applications	1,157

HEALTH RISK SCREENING ANALYSES

Diesel Engines.....	172
Gasoline Dispensing Facilities.....	42
Other Commercial/Industrial Facilities	82
Total Health Risk Screening Analyses.....	296

2019 EXCEEDANCES OF AIR QUALITY STANDARDS

OZONE

Days over National 8-Hour Standard.....	9
Days over California 1-Hour Standard	6
Days over California 8-Hour Standard	9

PARTICULATE MATTER

Days over National 24-Hour PM ₁₀ Standard	0
Days over California 24-Hour PM ₁₀ Standard.....	5
Days over National 24-Hour PM _{2.5} Standard.....	1

2019 CIVIL PENALTIES AND VIOLATIONS

Civil Penalties.....	\$1,970,833
Violations Resolved with Penalties	770

COMPLIANCE AND ENFORCEMENT ACTIVITY

2019 COMPLIANCE INSPECTIONS

Source Inspections.....	8,165
Air Pollution Complaints (Excludes Smoking Vehicles)....	4,629
Gasoline Dispensing Facility Inspections	640
Asbestos Inspections.....	1,603
Reportable Compliance Activities	570
Diesel Compliance and Grant Inspections	977
Total.....	16,584

LABORATORY

2019 SAMPLES ANALYZED IN THE LAB

Samples provide information about pollutant levels in ambient air, which helps to identify areas for further reductions.

Particulate Matter	2,057
Toxics	665
Source-Oriented Analyses	117
Interagency Projects	97
Total.....	2,936

SOURCE TEST ACTIVITY



NUMBER OF SOURCE TESTS IN 2019

Refinery Source Tests	46
<i>Compliance Rate.....</i>	<i>100%</i>
Title V Source Tests (Excludes Refineries).....	23
<i>Compliance Rate.....</i>	<i>100%</i>
GCT (Gasoline Cargo Tanks).....	231
<i>Compliance Rate.....</i>	<i>97.8%</i>
GDF (Gasoline Dispensing Facilities)	69
<i>Compliance Rate.....</i>	<i>50.7%</i>
Other Misc. Source Tests	14,744
<i>Compliance Rate.....</i>	<i>99.7%</i>

Total Source Tests..... **15,113**

Total Violations **74**

Compliance Rate **99.5%**



STRENGTHENING COMMUNITY PROTECTIONS

The Air District stood strong against the Trump administration's attempts to roll back California's auto emissions standards and the subsequent retaliatory action to revoke transportation funding.

Due to high smog pollution, in combination with regional terrain that exacerbates pollution build-up, a waiver was established as part of the 1970 Clean Air Act that allowed California to set its own auto emissions standards, which has enabled the state to greatly reduce pollution levels and improve public health.

"As President Trump visits California, he will see and enjoy the results of decades of hard work and progress in the ongoing effort to improve air quality in a state once blanketed in a suffocating brown haze. Rolling back emissions standards that California has successfully used as a tool to clear smoggy skies and improve the lives of millions of Californians makes no sense from a health or policy perspective – and, according to auto manufacturers, makes no sense from a business perspective either....

THAT IS WHY THE AIR DISTRICT UNEQUIVOCALLY SUPPORTS THE STATE OF CALIFORNIA'S FIGHT TO DEFEND OUR CLEAN CAR STANDARDS AND PROTECT THE QUALITY OF LIFE OF ALL CALIFORNIANS."

JACK P. BROADBENT
Executive Officer, 09/18/2019

WILDFIRE AIR QUALITY RESPONSE PROGRAM

As part of the Wildfire Air Quality Response Program the Air District developed Wildfire Smoke Preparedness Tips in collaboration with the Association of Bay Area Health Officers, San Francisco Department of Emergency Management, and Bay Area Urban Areas Security Initiative to inform the public on health-protective measures to implement for wildfire smoke events. To help inform the Program, the Air District collaborated with NASA's Health and Air Quality Applied Science Team to estimate the health impacts of smoke from the October 2017 wildfires.

The Air District is an important resource for residents, particularly during high pollution events such as the 2018 Camp Fire when District websites received over 5.6 million page views — a nearly 4,000 PERCENT INCREASE IN TRAFFIC.




Fig.83 Lehigh Cement quarry

AB 617

AB 617 requires expedited implementation of Best Available Retrofit Control Technology, or BARCT, at industrial Cap-and-Trade facilities.

AB 617 EXPEDITED BARCT IMPLEMENTATION SCHEDULE

AB 617 requires air districts to review the emissions control technology installed on pollution sources located at industrial facilities subject to the Cap-and-Trade program. The Air District has identified 19 of these industrial facilities in the Bay Area, encompassing over 1,800 sources. The Air District has identified source categories for which BARCT is not in place and has created a list of six rule development projects to consider for implementation that will address emissions of PM, NO_x, ROG and SO₂ that include updates to Rule 6-5: Fluidized Catalytic Cracking Units and Rule 8-5: Organic Liquid Storage Tanks



PARTICULATE MATTER RULE AMENDMENTS

The Air District adopted two rule amendments, Regulation 5: Open Burning and Regulation 6: Particulate Matter and Visible Emissions, Rule 3: Wood Burning Devices, that are an integral part of the Air District's Wildfire Air Quality Response Program. The amendments strengthen health-protective measures during wildfire smoke events by banning wood burning year-round when particulate matter is forecast to reach unhealthy levels.

In October 2019, the Air District's Advisory Council convened the Particulate Matter: Spotlight on Health Protection Conference, the first event of a four-part series featuring keynote speaker Harvard professor and former EPA Administrator Gina McCarthy. The goal of the series is to facilitate a discussion among nationally recognized scientists, stakeholders and the Air District to identify the most effective measures to further protect public health and share information and tools to inform future policy decisions.

Fig.04 Gina McCarthy



PARTICULATE MATTER CONFERENCE SERIES

Fig.05 Composting facility



CLIMATE POLLUTION REGULATION WORKSHOPS

The Air District held a series of public workshops on new efforts to mitigate emissions of climate pollutants and volatile organic compounds from organic materials in the Bay Area, including from organic materials handling, compost operations, landfills, anaerobic digestion facilities and wastewater treatment plants. It also includes a rule focused on methane emissions from hydrogen production. The new rules and amendments are part of the Air District's Basin-Wide Methane Strategy as outlined in the 2017 Clean Air Plan.

GHG REDUCTIONS IN BUILDINGS

In 2019, the Air District kicked off a partnership with the Building Decarbonization Coalition (BDC) to move Bay Area buildings off natural gas in order to reduce methane emissions – a potent greenhouse gas.

Through this partnership, the Air District and BDC are creating a comprehensive online resource hub for local governments to accelerate local policy adoption.

Through a Climate Protection Grant, the Air District is supporting the San Francisco *Keep It Tuned* program, which provides incentive funding and training to small neighborhood markets to increase efficiency and decrease leaks from their refrigeration systems.

This program improves the economic viability of small businesses and reduces fluorinated gases, which are very potent greenhouse gases.



REFRESHED POLLUTANT DATA VISUALIZATION TOOL

The Air District launched a new mobile-friendly web application showing current and historical air quality and meteorological information based on measurements taken at stations in the Air District's air quality data network. The improved easy-to-use interface allows users to view specific pollutants and air monitoring stations to see each pollutant level within an hourly, weekly or monthly timeframe displayed as concentration levels or air quality index values.


SPARE THE AIR PROGRAM


The Spare the Air Program continued to educate Bay Area residents on clean commute options like carpooling, transit, biking, walking and telecommuting. Spare the Air staffed outreach booths at 140 events throughout the Bay Area in 2019 and expanded the Spare the Air Alert notification list by nearly 18,000 new subscribers.

A new Spare the Air website was launched this past year, enabling more user-friendly access to alert information, commute tips, pollutant health effects and more!



VS.





FUNDING CHANGE IN OUR COMMUNITIES

In 2019, the Air District awarded more than \$78 million in grant to eligible projects. Of these funds, \$41 million directly benefited Community Air Risk Evaluation (CARE) and disadvantaged communities in support of AB 617 goals.

In total, these projects are expected to reduce over 328 tons per year of criteria pollutant emissions, including oxides of nitrogen, reactive organic compounds, and particulate matter, and approximately 20,000 tons per year of carbon dioxide emissions.

JAMES CARY SMITH COMMUNITY GRANTS PROGRAM

THE AIR DISTRICT RENEWED A \$250,000 ANNUAL GRANT FUND FOR NONPROFITS AND COMMUNITY-BASED ORGANIZATIONS

doing work in their communities to address air pollution and reduce global climate impacts. Grantees included Center for Climate Protection, Citizen Air Monitoring Network, Daily Acts Organization, Earth Team, Green Ninja Inc., Greenaction for Health and Environmental Justice, Higher Ground, Literacy for Environmental Justice, Mycelium Youth Network, Neighborhood Development Corp., PODER, Rafiki Coalition for Health and Wellness, Rose Foundation for Communities and the Environment, Sequoia Foundation, Strategic Energy Innovations, Sustainable Silicon Valley, TransForm, University of California Cooperative Extension Sonoma County, Valley Verde, Veggielution, and West Oakland Environmental Indicators Project.



Fig.06 Higher Ground

COMMUNITY HEALTH PROTECTION GRANTS PROGRAM

A total of \$350,000 in community readiness grant funds was awarded to community groups, neighborhood associations and other local nonprofits based in neighborhoods identified under AB 617 as year 2 to 5 communities. Grantees included Communities for a Better Environment, Bayview Hunters Point Community Advocates, La Clinica de la Raza, Breathe California of the Bay Area, International Children Assistance Network, Tri-Valley Nonprofit Alliance, and All Positives Possible.

SCHOOL COMMUNITY GRANTS

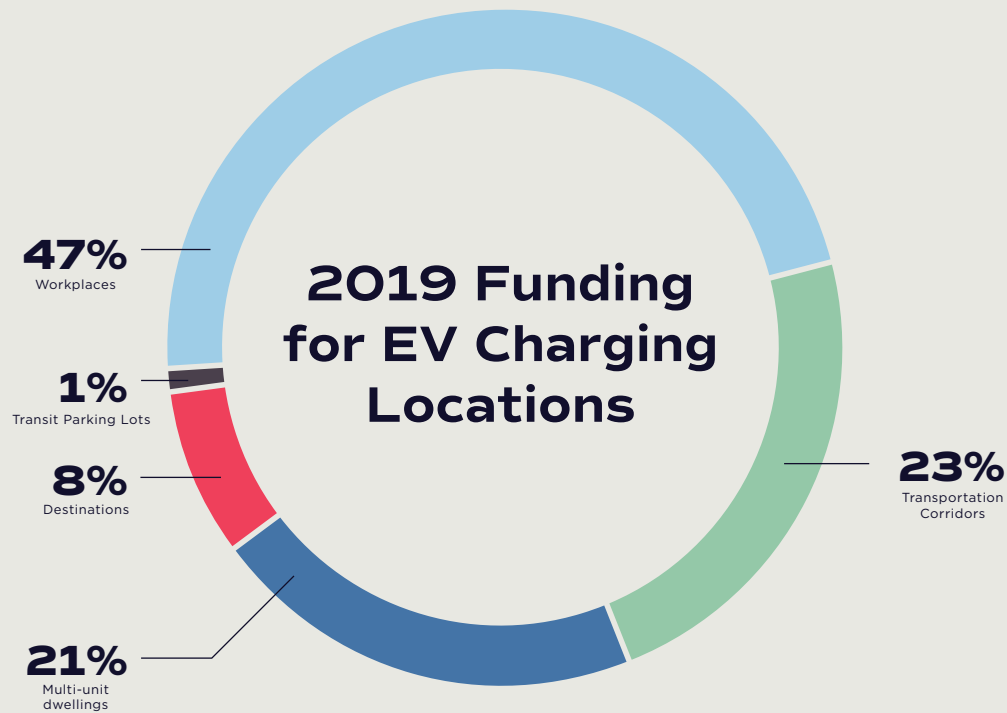
A total of \$53,400 in grant funds were awarded as microgrants to 22 public K-12 schools throughout the region with priority given to schools in high pollution areas. Projects included idle-free campaigns, Spare the Air community projects, urban green space projects, and climate protection and air quality programs.

1,046

ELECTRIC VEHICLE CHARGING PORTS

supported with \$5.1M in Air District grant funds

ACCELERATING ELECTRIC VEHICLE ADOPTION



GRANTS TO REDUCE AIR POLLUTION

The Air District awarded more than **\$50 MILLION** in Carl Moyer and Community Health Protection grant funds **FOR PROJECTS THAT REDUCE TOXIC AIR EMISSIONS AND OZONE-FORMING POLLUTANTS** from older, higher-polluting diesel engines, including medium and heavy-duty trucks and buses, mobile construction and industrial equipment, marine vessels, airport ground support, port cargo handling equipment, locomotives and school buses.

Approximately 70% of the funds were awarded to projects that benefit disadvantaged communities and low-income areas.

Fig.07 Electric yard tractor at port




ACCELERATION OF ZERO-EMISSION HEAVY-DUTY VEHICLE AND EQUIPMENT ADOPTION


The Air District provides funding for projects that deploy commercially available zero-emission technologies in the medium- and heavy-duty sector. Beginning in 2019, school buses are increasingly transitioning to zero-emission with 65 diesel school buses replaced with battery-electric to date. In ports, funding has been awarded to replace diesel terminal tractors with battery-electric equipment.

WOOD SMOKE REDUCTION

The Air District offers financial incentives to help Bay Area homeowners permanently remove and replace their wood-burning heating devices with cleaner options. In 2019, funding was provided to support the replacement and/or decommissioning of over 80 residential wood-burning devices with cleaner options.







DIESEL FREE BY '33

Nearly 100 Bay Area community leaders and elected officials signed commitment letters to meet the program's challenge.

CLIMATE TECH FINANCE

The Air District's first loan program, launched in 2018, has grown a network of over one thousand technology providers and potential users to identify and support projects that reduce greenhouse gases.



VEHICLE BUY BACK AND CLEAN CARS FOR ALL GRANT PROGRAMS

The Vehicle Buy Back Program pays \$1,000 per vehicle to Bay Area residents to retire older passenger vehicles and light-duty trucks that are model year 1996 or older. In 2019, more than 3,700 old vehicles were scrapped through this program.

In March 2019, the Air District launched its **CLEAN CARS FOR ALL PROGRAM** providing grant funds for the purchase of electric and hybrid vehicles to low-income residents who live in neighborhoods

suffering from higher levels of air pollution. The program **SEEKS TO EXPAND LOW- AND ZERO-EMISSION VEHICLE ADOPTION IN COMMUNITIES DISPROPORTIONATELY BURDENED BY AIR POLLUTION**. Due to the high level of interest in the program, eligibility was opened to low-income residents in all Bay Area zip codes in November 2019. As of the close of 2019, \$2 million in grant funds have been awarded to retire over 230 older vehicles through this program.

EMISSION REDUCTIONS OF AIR DISTRICT INCENTIVES PROJECTS

OFF-ROAD VEHICLES, EQUIPMENT AND INFRASTRUCTURE

The Air District provides funding for the upgrade or replacement of off-road and agricultural equipment, marine equipment, and locomotives with cleaner technologies, and for the installation of charging or fueling infrastructure.

Total Funds Awarded in 2019 **\$32.4M**

ESTIMATED ANNUAL EMISSIONS REDUCTION FOR THE PROJECTS FUNDED (TONS)

Oxides of Nitrogen (NO _x)	142.8
Reactive Organic Compounds (ROG)	12.2
Particulate Matter (PM ₁₀)	6
Total	161

ON-ROAD CLEAN AIR VEHICLES AND INFRASTRUCTURE

The Air District allocates funding for projects that replace on-road high-polluting vehicles, including passenger cars, trucks and buses, with clean alternatives, projects that accelerate the adoption of clean air vehicles and projects that install charging or fueling infrastructure.

Total Funds Awarded in 2019 **\$24.7M**

ESTIMATED ANNUAL EMISSIONS REDUCTION FOR THE PROJECTS FUNDED (TONS)

NO _x	74.8
ROG	71.7
PM ₁₀	0.7
Total	147.2

TRIP REDUCTION PROJECTS

The Air District provides funding for projects that reduce single occupancy vehicle trips by providing first- and last-mile connections to mass transit, by installing bikeways and bicycle parking, and by conducting outreach to encourage commuters to mode shift to active transportation or public transit.

Total Funds Awarded in 2019 **\$9.7M**

ESTIMATED ANNUAL EMISSIONS REDUCTION FOR THE PROJECTS FUNDED (TONS)

NO _x	4.1
ROG	4.7
PM ₁₀	9.9
Total	18.7

BAY AREA CONGESTION MANAGEMENT AGENCY FUNDING

Forty percent of Transportation Fund for Clean Air funds are distributed by the Air District to designated Congestion Management Agency program managers throughout the nine-county Bay Area. These funds support projects that reduce emissions from on-road motor vehicles.

Total Funds Awarded in 2019 **\$10.3M**

ESTIMATED ANNUAL EMISSIONS REDUCTION FOR THE PROJECTS FUNDED (TONS)

NO _x	27.8
ROG	27.6
PM ₁₀	35.3
Total	90.7



FROM THE STATE CAPITOL

ASSEMBLY BILL 836

One of the Air District's primary legislative goals for 2019 was to secure the passage of Assembly Bill 836 (Wildfire Smoke Clean Air Centers for Vulnerable Populations Incentive Pilot Program).

In advance of the 2020 Legislative Session, one of the Air District's objectives is to identify funding for this program, potentially through one of three proposed bond measures. The Legislature has already sent a bill to place a \$15 billion school modernization bond measure on the March ballot. Individual legislators are also currently working on climate, water and wildfire-related bond measures for the fall general election – AB 352 (E. Garcia), AB 1298 (Mullin), and SB 45 (Allen), respectively.

SECURE FUNDING FOR AB 617

Another of the Air District's legislative priorities was to secure ongoing funding for AB 617 (C. Garcia). The approved State Budget funding resulted in the same amount of funding that was allocated last year – \$245 million in incentives, \$50 million for implementation, and \$10 million for technical assistance to community groups.



THE AIR DISTRICT SUPPORTED THREE BILLS WHICH WERE PASSED:

AB 836 (Wicks) Wildfire Smoke Clean Air Centers for Vulnerable Populations Incentive Pilot Program

SB 44 (Skinner) Medium-duty and Heavy-duty Vehicles: Comprehensive Strategy

SB 210 (Leyva) Heavy-Duty Vehicle Inspections and Maintenance Program

EXECUTIVE MANAGEMENT

JACK P. BROADBENT

Executive Officer/Air Pollution
Control Officer

BRIAN C. BUNGER

District Counsel

DAMIAN BREEN

WAYNE KINO

JEFF MCKAY

GREG NUDD

REX SANDERS

Deputy Air Pollution Control Officers

VANESSA JOHNSON

Manager, Executive Operations

DIVISION DIRECTORS AND OFFICERS

ALAN ABBS

Legislative Office

BLAIR ADAMS

Information Systems

RANYEE CHIANG

Measurements and Meteorology

JOHN CHILADAKIS

Information Services

JUDITH CUTINO

Health Officer

LISA F. FASANO

Communications Officer

ANTHONY FOURNIER

Technology Implementation Officer

JEFFREY GOVE

Compliance and Enforcement

HENRY HILKEN

Planning and Climate Protection

PAM LEONG

Engineering

PHILIP MARTIEN

Assessment, Inventory,
and Modeling

MARICELA MARTINEZ

Executive and Administrative
Resources

KAREN SCHKOLNICK

Strategic Incentives

ELIZABETH YURA

Community Protection Officer

CURRENT BOARD MEMBERS

Alameda County

JOHN J. BAUTERS

PAULINE RUSSO CUTTER

SCOTT HAGGERTY

NATE MILEY

Contra Costa County

JOHN GIOIA

DAVID E. HUDSON

KAREN MITCHOFF, SECRETARY

MARK ROSS

Marin County

KATIE RICE

Napa County

BRAD WAGENKNECHT

San Francisco County

TYRONE JUE (MAYOR'S APPOINTEE)

SHAMANN WALTON

San Mateo County

DAVID J. CANEPA

CAROLE GROOM

DAVINA HURT

Santa Clara County

MARGARET ABE-KOGA

CINDY CHAVEZ, VICE CHAIR

LIZ KNISS

ROD G. SINKS, CHAIR

Solano County

JIM SPERING

LORI WILSON

Sonoma County

TERESA BARRETT

SHIRLEE ZANE

CONTACT INFORMATION

Air Pollution Complaints

800.334.ODOR (6367)

Air Quality Info

800.HELP.AIR (435.7247)

Daily Air Quality Forecasts,
Spare the Air Alerts,
Agricultural Burn Days

Compliance Assistance

415.749.4999

Engineering Services

415.749.4990

General Business

415.749.5000

Public Information

415.749.4900

Report Smoking Vehicles

800.EXHAUST (394.2878)

Wood Burning Ban Alerts

877.4NO.BURN (466.2876)

Websites

baaqmd.gov

SpareTheAir.org

Social Media

twitter.com/@SpareTheAir

facebook.com/SpareTheAir

twitter.com/@AirDistrict

facebook.com/BayAreaAirDistrict



BAY AREA AIR QUALITY MANAGEMENT DISTRICT

BAY AREA AIR QUALITY MANAGEMENT DISTRICT

375 Beale St., San Francisco, CA 94105

415.749.5000

www.baaqmd.gov

CONTRIBUTORS

Communications Officer: Lisa Fasano

Communications Manager: Kristine Roselius

Editor: Tina Landis

Design/Production: We The Creative

Photos: Sharon Beals and Robin Mortarotti

The Bay Area Air Quality Management District does not discriminate on the basis of race, national origin, ethnic group identification, ancestry, religion, age, sex, sexual orientation, gender identity, gender expression, color, genetic information, medical condition, mental or physical disability, or any other attribute or belief protected by law. It is the Air District's policy to provide fair and equal access to the benefits of a program or activity that we administer. The Air District will not tolerate discrimination against any person(s) seeking to participate in, or receive the benefits of, any program or activity offered or conducted by us. Members of the public who believe they or others were unlawfully denied full and equal access to an Air District program or activity may file a discrimination complaint with us under this policy. This non-discrimination policy also applies to other people or entities affiliated with the Air District, including contractors or grantees that we utilize to provide benefits and services to members of the public. Auxiliary aids and services including, for example, qualified interpreters and/or listening devices to individuals who are deaf or hard of hearing, and to other individuals as necessary to ensure effective communication or an equal opportunity to participate fully in the benefits, activities, programs and services will be provided by the Air District in a timely manner and in such a way as to protect the privacy and independence of the individual. Please contact the Non-Discrimination Coordinator identified below at least three days in advance of a meeting so that arrangements can be made accordingly. If you believe discrimination has occurred with respect to one of our programs or activities, you may contact the Non-Discrimination Coordinator identified below or visit our website at www.baaqmd.gov/accessibility to learn how and where to file a complaint of discrimination. Questions regarding this policy should be directed to the Air District Non-Discrimination Coordinator, Rex Sanders, at 415.749.4951 or by email at rsanders@baaqmd.gov.

