



BAY AREA
AIR QUALITY
MANAGEMENT
DISTRICT

BOARD OF DIRECTORS
MEETING

October 2, 2024

MEETING LOCATION(S) FOR IN-PERSON ATTENDANCE BY
BOARD MEMBERS AND MEMBERS OF THE PUBLIC

Bay Area Metro Center
1st Floor Board Room
375 Beale Street
San Francisco, CA 94105

Office of Contra Costa County
Supervisor John Gioia
Conference Room
11780 San Pablo Ave., Suite D
El Cerrito, CA 94530

Santa Rosa Junior College Campus
Doyle Library, Room 148
1501 Mendocino Ave.
Santa Rosa, CA, 95401

Office of Alameda County Supervisor
David Haubert
4501 Pleasanton Avenue
Pleasanton, CA 94566

County of Santa Clara
Office of Supervisor Lee
70 W. Hedding St., East Wing, 10th Floor
San Jose, CA 95110

San Mateo County
Board of Supervisors Offices
500 County Center - 5th Floor
Redwood City, CA 94063

Mountain View City Hall
Council Chambers, 2nd Floor
500 Castro Street
Mountain View, CA 94041

City of Palo Alto City Hall
250 Hamilton Ave.
Palo Alto, CA 94301

THE FOLLOWING STREAMING OPTIONS WILL ALSO BE PROVIDED

These streaming options are provided for convenience only. In the event that streaming connections malfunction for any reason, the Board of Directors reserves the right to conduct the meeting without remote webcast and/or Zoom access.

The public may observe this meeting through the webcast by clicking the link available on the air district's agenda webpage at www.baaqmd.gov/bodagendas.

Members of the public may participate remotely via Zoom at <https://bayareametro.zoom.us/j/84598302150>, or may join Zoom by phone by dialing (669) 900-6833 or (408) 638-0968. The Webinar ID for this meeting is: 845 9830 2150

Public Comment on Agenda Items: The public may comment on each item on the agenda as the item is taken up. Members of the public who wish to speak on a matter on the agenda will have two minutes each to address the Board on that agenda item, unless a different time limit is established by the Chair. No speaker who has already spoken on an item will be entitled to speak to that item again.

The Board welcomes comments, including criticism, about the policies, procedures, programs, or services of the District, or of the acts or omissions of the Board. Speakers shall not use threatening, profane, or abusive language which disrupts, disturbs, or otherwise impedes the orderly conduct of a Board meeting. The District is committed to maintaining a workplace free of unlawful harassment and is mindful that District staff regularly attend Board meetings. Discriminatory statements or conduct that would potentially violate the Fair Employment and Housing Act – i.e., statements or conduct that is hostile, intimidating, oppressive, or abusive – is *per se* disruptive to a meeting and will not be tolerated.

BOARD OF DIRECTORS MEETING AGENDA

WEDNESDAY, OCTOBER 2, 2024

10:00 AM

Chairperson, Davina Hurt

1. Call to Order - Roll Call

The Board Chair shall call the meeting to order and the Clerk of the Boards shall take roll of the Board members.

2. Pledge of Allegiance

3. Special Orders of the Day

CONSENT CALENDAR (Items 4-16)

The Consent Calendar consists of routine items that may be approved together as a group by one action of the Board. Any Board member or member of the public may request that an item be removed and considered separately.

4. Approval of the Draft Minutes of the Board of Directors Meeting of September 4, 2024

The Board of Directors will consider approving the draft minutes of the Board of Directors Meeting of September 4, 2024.

5. Board Communications Received from September 4, 2024, through October 1, 2024

A copy of communications directed to the Board of Directors received by the Air District from September 4, 2024, through October 1, 2024, if any, will be distributed to the Board Members by way of email.

6. Notices of Violations Issued and Settlements in Excess of \$10,000 in the Month of August 2024

In accordance with Resolution No. 2012-08 the Board of Directors will receive a list of all Notices of Violations issued, and all settlements for amounts in excess of \$10,000, during the month of August 2024.

7. Authorization to Participate as a Statutory Partner with the Alameda County Community Food Bank for its United States Environmental Protection Agency Community Change Grants Program Electric Vehicle Demonstration Project

The Board of Directors will consider adopting a Resolution authorizing the Air District to participate as a Statutory Partner to the Alameda County Community Food Bank for their application to the United States Environmental Protection Agency's Community Change Grants program for an electric vehicle community demonstration project.

8. Authorization to Extend the Term and Increase the Total Dollar Amount of the Professional Services Agreement with En2Action

The Board of Directors will consider authorizing the Executive Officer/APCO to extend the term of the Professional Services Agreement with En2Action from October 31, 2024, to October 31, 2025, and increase the total not-to-exceed dollar amount of the agreement by \$220,714 (from \$315,000 to \$535,714). The changes will support facilitation and meeting coordination services for the Community Steering Committee (CSC), tasked with assisting the Air District in developing the Bayview Hunters Point / Southeast San Francisco Community Emissions Reduction Plan (CERP).

9. Authorization to Amend the Master Services Agreement with Just Cities, LLC for Continued Support of the East Oakland AB 617 Community Steering Committee and Community Emissions Reduction Plan Process

The Board of Directors will consider authorizing the Executive Officer/APCO to amend the Master Services Agreement with Just Cities, LLC to increase the total not-to-exceed dollar amount of the agreement by \$435,097 (from \$620,000 to \$1,055,097) and extend the term to September 30, 2025, to continue providing facilitation, administrative support, community engagement support, research and document preparation support for the East Oakland AB 617 Community Steering Committee and Community Emissions Reduction Plan (CERP) process.

10. Authorization to Execute a Partnership Agreement with the Metropolitan Transportation Commission to Continue Supporting Air District's Data Management and Geographic Information System Services

The Board of Directors will consider authorizing the Executive Officer/APCO to select the Metropolitan Transportation Commission (MTC) to continue supporting Air District's data management and geographic information system services and to enter into a Partnership Agreement with MTC in an amount not to exceed \$1,500,000 for Fiscal Year Ending 2025 through Fiscal Year Ending 2029.

11. Amendment to Staff Attorney Position Classification to Reduce Barriers to Recruiting

The Board of Directors will consider amending the "Staff Attorney" position classification to add a "Staff Attorney Trainee" level for recent law school graduates who want to begin work while awaiting their bar exam results and admission to practice (subject to supervision by a licensed attorney as required by applicable rules on the practice of law in California). This will allow recent graduates such as those selected for the new Environmental Justice Law Fellowship Program to start working immediately, making the program more attractive to potential candidates and allowing those selected to begin working and earning a salary as soon as they take the bar exam. Allowing recent law school graduates to start work in this manner is a standard employment practice for hiring new lawyers, and it will help reduce barriers to entry by allowing new graduates with a financial need to start working right away to consider the new Environmental Justice Law Fellowship Program as a viable employment option. The Finance and Administration Committee recommended approval of this amendment at its meeting on September 18, 2024.

12. Report of the Stationary Source Committee Meeting of September 11, 2024

The Board of Directors will receive a report of the Stationary Source Committee Meeting of September 11, 2024.

For the full Committee agenda packet and materials, click on the link below:

www.baaqmd.gov/bodagendas

13. Report of the Community Equity, Health, and Justice Committee Meeting of September 11, 2024

The Board of Directors will receive a report of the Community Equity, Health, and Justice Committee meeting of September 11, 2024.

For the full Committee agenda packet and materials, click on the link below:

www.baaqmd.gov/bodagendas

14. Report of the Finance and Administration Committee Meeting of September 18, 2024

The Board of Directors will receive a report of the Finance and Administration Committee meeting of September 18, 2024.

For the full Committee agenda packet and materials, click on the link below:

www.baaqmd.gov/bodagendas

15. Report of the Policy, Grants, and Technology Committee Meeting of September 18, 2024

The Board of Directors will receive a report of the Policy, Grants, and Technology Committee Meeting of September 18, 2024.

For the full Committee agenda packet and materials, click on the link below:

www.baaqmd.gov/bodagendas

16. Report of the Community Advisory Council Meeting of September 19, 2024

The Board of Directors will receive a report of the Community Advisory Council Meeting of September 19, 2024.

For the full Committee agenda packet and materials, click on the link below:

www.baaqmd.gov/en/about-the-air-district/community-advisory-council/agendasreports

PUBLIC HEARING(S)

17. Toxic Air Contaminant Control Program Annual Report

The Board of Directors will hold a public hearing to present the Air District's Toxic Air Contaminant Control Program Annual Report for 2024 and discuss its content and significance. The Air District implements six programs that are designed to identify and reduce the public's exposure to toxic air contaminants, especially in communities that are overburdened by air pollution. In addition to cross-divisional efforts to reduce toxic air pollution, the Air District partners with communities to better understand what sources are causing them the most harm and implements community-specific strategies to reduce exposures and disparate impacts. This item will be presented by Carol Allen, Manager in the Engineering Division.

ACTION ITEM(S)

18. Consideration of Special Session Legislation

The Board of Directors will discuss the Special Session of the Legislature, called by the Governor on August 31, 2024, to address California's gasoline supply and price spikes.

In addition, the Board of Directors will consider adopting positions on proposed legislation introduced during this Special Session of the Legislature. This item will be presented by Alan Abbs, Legislative Officer.

19. Consideration of Proposition 4, the Safe Drinking Water, Wildfire Prevention, Drought Preparedness, and Clean Air Bond Act of 2024

At the recommendation of the Policy, Grants, and Technology Committee, the Board of Directors will consider adopting a support position for California Proposition 4, the Safe Drinking Water, Wildfire Prevention, Drought Preparedness, and Clean Air Bond Act of 2024, appearing on the November 5, 2024, Statewide General Election Ballot. This item will be presented by Alan Abbs, Legislative Officer.

INFORMATIONAL ITEM(S)

20. State Legislative Update

The Board of Directors will receive and discuss an update on state legislation, including Air District sponsored and co-sponsored bills and other bills of interest that were still actively moving through the legislative process as of the July 10, 2024, Policy, Grants, and Technology Committee meeting. Specifically, staff will discuss the following bills: Assembly Bill (AB) 1465 (Wicks), AB 2298 (Hart, et al.), AB 2522 (Carrillo, Wendy), AB 2851 (Bonta), AB 2958 (Calderon), Senate Bill (SB) 382 (Becker), SB 674 (Gonzalez), SB 1158 (Archuleta), SB 1193 (Menjivar), SB 1298 (Cortese), SB 1234 (Allen), AB 98 (J. Carrillo), AB 180 (Gabriel), AB 218 (Committee on Budget), AB 1122 (Bains), AB 1296 (Grayson), AB 2401 (Ting), AB 2561 (McKinnor), SB 310 (Dodd), and SB 950 (Skinner).

OTHER BUSINESS

21. Public Comment on Non-Agenda Matters

Pursuant to Government Code Section 54954.3, members of the public who wish to speak on matters not on the agenda will be given an opportunity to address the Board of Directors. Members of the public will have two minutes each to address the Board, unless a different time limit is established by the Chair. The Board welcomes comments, including criticism, about the policies, procedures, programs, or services of the District, or of the acts or omissions of the Board. Speakers shall not use threatening, profane, or abusive language which disrupts, disturbs, or otherwise impedes the orderly conduct of a Board meeting. The District is committed to maintaining a workplace free of unlawful harassment and is mindful that District staff regularly attend Board meetings. Discriminatory statements or conduct that would potentially violate the Fair Employment and Housing Act – i.e., statements or conduct that is hostile, intimidating, oppressive, or abusive – is per se disruptive to a meeting and will not be tolerated.

22. Board Member Comments

Any member of the Board, or its staff, on his or her own initiative or in response to questions posed by the public, may: ask a question for clarification, make a brief announcement or report on his or her own activities, provide a reference to staff regarding factual information, request staff to report back at a subsequent meeting concerning any matter or take action to direct staff to place a matter of business on a future agenda. (Gov't Code § 54954.2)

23. Report of the Executive Officer/APCO

24. Chairperson's Report

25. Time and Place of Next Meeting

Wednesday, November 6, 2024, at 10:00 a.m. at 375 Beale Street, San Francisco, CA 94105. The meeting will be in-person for the Board of Directors members and members of the public will be able to either join in-person or via webcast.

26. Adjournment

The Board meeting shall be adjourned by the Board Chair.

CONTACT:

MANAGER, EXECUTIVE OPERATIONS
375 BEALE STREET, SAN FRANCISCO, CA 94105
vjohnson@baaqmd.gov

(415) 749-4941
FAX: (415) 928-8560
BAAQMD homepage:
www.baaqmd.gov

- Any writing relating to an open session item on this Agenda that is distributed to all, or a majority of all, members of the body to which this Agenda relates shall be made available at the Air District's offices at 375 Beale Street, Suite 600, San Francisco, CA 94105, at the time such writing is made available to all, or a majority of all, members of that body.

Accessibility and Non-Discrimination Policy

The Bay Area Air Quality Management District (Air District) does not discriminate on the basis of race, national origin, ethnic group identification, ancestry, religion, age, sex, sexual orientation, gender identity, gender expression, color, genetic information, medical condition, or mental or physical disability, or any other attribute or belief protected by law.

It is the Air District's policy to provide fair and equal access to the benefits of a program or activity administered by Air District. The Air District will not tolerate discrimination against any person(s) seeking to participate in, or receive the benefits of, any program or activity offered or conducted by the Air District. Members of the public who believe they or others were unlawfully denied full and equal access to an Air District program or activity may file a discrimination complaint under this policy. This non-discrimination policy also applies to other people or entities affiliated with Air District, including contractors or grantees that the Air District utilizes to provide benefits and services to members of the public.

Auxiliary aids and services including, for example, qualified interpreters and/or listening devices, to individuals who are deaf or hard of hearing, and to other individuals as necessary to ensure effective communication or an equal opportunity to participate fully in the benefits, activities, programs, and services will be provided by the Air District in a timely manner and in such a way as to protect the privacy and independence of the individual. Please contact the Non-Discrimination Coordinator identified below at least three days in advance of a meeting so that arrangements can be made accordingly.

If you believe discrimination has occurred with respect to an Air District program or activity, you may contact the Non-Discrimination Coordinator identified below or visit our website at www.baaqmd.gov/accessibility to learn how and where to file a complaint of discrimination.

Questions regarding this Policy should be directed to the Air District's Non-Discrimination Coordinator, Suma Peesapati, at (415) 749-4967 or by email at spesapati@baaqmd.gov.

BAY AREA AIR QUALITY MANAGEMENT DISTRICT

375 BEALE STREET, SAN FRANCISCO, CA 94105

FOR QUESTIONS PLEASE CALL (415) 749-4941

EXECUTIVE OFFICE:

MONTHLY CALENDAR OF AIR DISTRICT MEETINGS

OCTOBER 2024

<u>TYPE OF MEETING</u>	<u>DAY</u>	<u>DATE</u>	<u>TIME</u>	<u>ROOM</u>
Board of Directors Meeting	Wednesday	2	10:00 a.m.	1 st Floor Board Room
Board of Directors Stationary Source Committee	Wednesday	9	10:00 a.m.	1 st Floor, Yerba Buena Room
Board of Directors Community Equity, Health and Justice Committee	Wednesday	9	1:00 p.m.	1 st Floor, Yerba Buena Room
Board of Directors Finance and Administration Committee	Wednesday	16	10:00 a.m.	1 st Floor Board Room
Board of Directors Policy, Grants and Technology Committee	Wednesday	16	1:00 p.m.	1 st Floor Board Room
Advisory Council Meeting	Wednesday	30	9:30 a.m.	1 st Floor Board Room

NOVEMBER 2024

<u>TYPE OF MEETING</u>	<u>DAY</u>	<u>DATE</u>	<u>TIME</u>	<u>ROOM</u>
Board of Directors Meeting	Wednesday	6	10:00 a.m.	1 st Floor Board Room
Board of Directors Stationary Source Committee	Wednesday	13	10:00 a.m.	1 st Floor, Yerba Buena Room
Board of Directors Community Equity, Health and Justice Committee	Wednesday	13	1:00 p.m.	1 st Floor, Yerba Buena Room
Board of Directors Finance and Administration Committee	Wednesday	20	10:00 a.m.	1 st Floor Board Room
Board of Directors Policy, Grants and Technology Committee	Wednesday	20	1:00 p.m.	1 st Floor Board Room
Board of Directors Community Advisory Council Meeting	Thursday	21	6:00 p.m.	1 st Floor, Yerba Buena Room

BAY AREA AIR QUALITY MANAGEMENT DISTRICT

Memorandum

To: Chairperson Davina Hurt and Members
of the Board of Directors

From: Philip M. Fine
Executive Officer/APCO

Date: October 2, 2024

Re: Approval of the Draft Minutes of the Board of Directors Meeting of September 4,
2024

RECOMMENDED ACTION

Approve the attached draft minutes of the Board of Directors Meeting of September 4, 2024.

BACKGROUND

None.

DISCUSSION

Attached for your review and approval are the draft minutes of the Board of Directors Meeting of September 4, 2024.

BUDGET CONSIDERATION/FINANCIAL IMPACT

None.

Respectfully submitted,

Philip M. Fine
Executive Officer/APCO

Prepared by: Marcy Hiratzka
Reviewed by: Vanessa Johnson

ATTACHMENTS:

1. Draft Minutes of the Board of Directors Meeting of September 4, 2024

Bay Area Air Quality Management District
375 Beale Street, Suite 600
San Francisco, CA 94105
(415) 749-5073

Board of Directors Regular Meeting
Wednesday, September 4, 2024

DRAFT MINUTES

This meeting was webcast, and a video recording is available on the website of the Bay Area Air Quality Management District at www.baaqmd.gov/bodagendas

CALL TO ORDER

1. **Opening Comments:** Board of Directors (Board) Chairperson, Davina Hurt, called the meeting to order at 10:02 a.m.

Roll Call:

Present, In-Person (Bay Area Metro Center, 375 Beale Street, 1st Floor Board Room, San Francisco, California, 94105): Chairperson Davina Hurt; Vice Chairperson Lynda Hopkins; and Directors Margaret Abe-Koga, Brian Barnacle, Ken Carlson, Noelia Corzo, Joelle Gallagher, John Gioia, Juan González III, David Haubert, Tyrone Jue, Sergio Lopez, Ray Mueller, Gabe Quinto, Katie Rice, Mark Ross, Vicki Veenker, Shamann Walton, and Steve Young.

Absent: Directors Erin Hannigan, Otto Lee, Nate Miley, and Mark Salinas.

2. **PLEDGE OF ALLEGIANCE**
3. **SPECIAL ORDERS OF THE DAY**

Chair Hurt welcomed the following new employees: Rebecca Yao, Air Quality Specialist I in the Compliance & Enforcement Division; Emily Schwartz, Air Quality Engineer I in the Engineering Division; and Isabel Porras, Senior Staff Specialist in the Diversity, Equity, & Inclusion Office.

CONSENT CALENDAR (ITEMS 4 – 26)

4. Approval of the Draft Minutes of the Board of Directors Meeting of June 5, 2024
5. Board Communications Received from June 5, 2024 through September 3, 2024
6. Quarterly Reports of the Executive Office and Division Activities for the Months of January 2024 - March 2024 and April 2024 - June 2024
7. Notices of Violations Issued and Settlements in Excess of \$10,000 in the Months of May, June, and July 2024
8. Authorization to Attend the United Nations Climate Change Conference (COP29) and provide a \$50,000 sponsorship for the Sub-National COP29 Delegation

9. Notice of Settlement of Claim by Environmental Democracy Project
10. Amendment of Air District Procurement Policy
11. Authorization to Accept Grant Program Revenues from the U.S. Environmental Protection Agency (US EPA) for Clean Air Act Section 105 Activities
[Click here to view approved Board Resolution No. 2024-06](#)
12. Authorization to Execute Memorandum of Understanding with the California Air Pollution Control Officers Association for the Prescribed Burn Reporting and Monitoring Support Program
13. Authorization to Execute a Contract with The Davey Tree Expert Company to Provide Chipping Service Under the Agricultural Waste and Wildfire Prevention Chipping Programs
14. Authorization to Increase the Air District's Cumulative Executive Level Management Staff's Credit Card Limit
15. Authorization to Execute a Sponsorship Contract with the American Lung Association (ALA)
16. Authorization to Execute New Lease for Compliance and Enforcement Field Office Space in Concord
17. Authorization to Amend Legal Services Agreement with Renne Public Law Group
18. Authorization to Amend Legal Services Agreement with Woodruff & Smart
19. Authorization to Execute a Contract Amendment with Dr. Deborah Jordan for Strategic Advice Services and Assistance in Policy and Program Development
20. Authorization to Execute Grant Agreements with Recommended Projects with Proposed Grant Awards Over \$500,000
21. Appointment of New Community Advisory Council Members
22. Report of the Policy, Grants, and Technology Committee Meeting of July 10, 2024
23. Report of the Stationary Source Committee Meeting of July 17, 2024
24. Report of the Community Equity, Health and Justice Committee Meeting of July 17, 2024
25. Report of the Community Advisory Council (CAC) Meeting of July 25, 2024
26. Report of the Advisory Council Meeting of July 29, 2024

Public Comments

No requests received.

Board Comments

Regarding Item 11 (Authorization to Accept Grant Program Revenues from the U.S. Environmental Protection Agency for Clean Air Act Section 105 Activities), Chair Hurt thanked the US EPA for the funding. Regarding Item 21 (Appointment of New Community Advisory Council Members), Chair Hurt stated that the Oaths of Office would be conducted for two of the new CAC members that were in attendance, immediately following the Board's approval, if the Board approved it.

NOTED PRESENT: Director Gallagher was noted present at 10:07 a.m.

Board Action

Director Haubert made a motion, seconded by Director Carlson, to **approve** Consent Calendar Items 4-26, inclusive; and the motion **carried** by the following vote of the Board:

AYES: Abe-Koga, Barnacle, Carlson, Corzo, Gallagher, Gioia, González, Haubert, Hurt, Jue, Lopez, Mueller, Quinto, Rice, Veenker, Walton, Young.
NOES: None.
ABSTAIN: None.
ABSENT: Hannigan, Hopkins, Lee, Miley, Ross, Salinas.

After the Consent Calendar was approved, Chair Hurt conducted the Oaths of Office were conducted for newly appointed CAC members, Sejal Babaria and Patrick Messac.

PUBLIC HEARING

NOTED PRESENT: Director Ross was noted present at 10:14 a.m., and Vice Chair Hopkins was noted present at 10:17 a.m.

27. AMENDMENTS TO REGULATION 8: ORGANIC COMPOUNDS, RULE 18: EQUIPMENT LEAKS (RULE 8-18), AND ADOPTION OF A NEGATIVE DECLARATION FOR THE AMENDMENTS TO RULE 8-18 PURSUANT TO THE CALIFORNIA ENVIRONMENTAL QUALITY ACT (CEQA)

The Board of Directors held a required public hearing to consider adoption of a Resolution to adopt proposed amendments to Regulation 8: Organic Compounds, Rule 18: Equipment Leaks (Rule 8-18) and adopt a Negative Declaration pursuant to the California Environmental Quality Act finding that the proposed amendments will not have any significant adverse environmental impacts.

Robert Cave, Senior Air Quality Engineer, gave the staff presentation *Proposed Amendments to Regulation 8: Organic Compounds, Rule 18: Equipment Leaks*, including: outcome; requested action; outline; background – rule purpose; valves, pumps, connections; previous rulemaking; heavy liquids study; rule development process; purpose of proposed amendments; proposed amendments; emission reductions; compliance costs; cost effectiveness analysis; incremental cost effectiveness analysis; socioeconomic impact analysis; CEQA impact analysis; Air District impacts; summary of comments received; cost effectiveness comparison using Western States Petroleum Association’s recommended emission factors; statutory findings; and resolution and recommendation.

Chair Hurt opened the public hearing.

Public Comments

Public comments were given by Kevin Buchan, Western States Petroleum Association; Jan Warren, Interfaith Climate Action Network of Contra Costa County; Matt Diaz, Chevron; and Todd Osterberg, Chevron.

Board Comments

The Board and staff discussed the types of facilities that will experience emissions reductions as a result of this regulation amendment; the anticipated frequency of equipment inspections; the manner in which the compliance cost was determined, and the historical values of cost effectiveness; concerns from industry regarding emission estimates; whether evaluating compliance cost relative to net income is prescribed by a statute; intended health benefits of this rule; whether the compliance cost of this rule

can be compared to the cost per ton effectiveness of the Air District’s Rule 6 -5 (Particulate Emissions from Petroleum Refinery Fluidized Catalytic Cracking Units); whether the Air District is in compliance with the stay litigation (enforcement agreement) brought by three refineries that challenged the Board’s adopted amendments to Rule 8-18 in December 2015 (removing the monitoring exemption for equipment servicing heavy liquids); whether the Air District will be able to hire the staff necessary to implement this amended rule; the fact that this rulemaking is behind schedule (original deadline was December 2203); whether there are any practical impacts of postponing this rulemaking; the level of the Air District’s engagement with industry prior to this public hearing, and whether creating a technical advisory committee would be helpful; concerns about using net income as a measure of burden; and the reasons for industry’s opposition to the rule’s amendments.

Chair Hurt closed the public hearing.

Board Action

Director Gioia made a motion, seconded by Director Corzo, to **adopt** a resolution adopting proposed Amendments to Rule 8-18, and a CEQA Negative Declaration for the Proposed Amendments to Rule 8-18, finding that there will be no significant adverse environmental impacts; and the motion **carried** by the following vote of the Board:

- AYES: Abe-Koga, Barnacle, Carlson, Corzo, Gallagher, Gioia, González, Haubert, Hopkins, Hurt, Jue, Lopez, Mueller, Quinto, Rice, Ross, Veenker, Walton, Young.
- NOES: None.
- ABSTAIN: None.
- ABSENT: Hannigan, Lee, Miley, Salinas.

[Click here to view approved Board Resolution No. 2024-07](#)

ACTION ITEMS

28. RECONSIDERATION OF BOARD-APPROVED POSITION FOR SENATE BILL (SB) 1298 (CORTESE)

Viet Tran, Deputy Executive Officer of Public Affairs, had planned to give a staff presentation that would have asked the Board to consider changing its position on SB 1298 (Cortese) from “Oppose Unless Amended” to “Neutral”. (The context for doing so can be found on Page 725 of the [Board’s the September 4, 2024 agenda packet.](#)) However, Mr. Tran waived his presentation and instead reported that SB 1298 (Cortese) was re-referred to the California Assembly’s Committee on Rules on August 27, 2024, signaling there was an effort to make last-minute amendments before a final vote on the Assembly Floor. The bill remained in the Assembly Committee on Rules and was not referred back to the Assembly Floor for a vote; therefore, the bill did not meet the August 31, 2024 midnight deadline for bills to be passed by the Legislature. SB 1298 was dead by the time the Board would have considered a change in position at the September 4, 2024 Board meeting; therefore, no action was taken by the Board.

Public Comments

No requests received.

Board Comments

None.

Board Action

Due to the changed status of the bill, no action was necessary.

29. AIR DISTRICT 2024-2029 STRATEGIC PLAN

Dr. Philip M. Fine, Executive Officer/Air Pollution Control Officer (APCO), gave the staff presentation *2024-2029 Strategic Plan*, including: agenda; Strategic Plan development – why a Strategic Plan, why focus on Environmental Justice (EJ), aligning EJ priorities with the Strategic Plan, Plan development; Strategic Plan Overview – mission, core values, 5-year vision, EJ priorities, Strategic Plan framework; goal highlights – Goal #1: Achieve impact, Goal #2: Advance EJ, Goal #3: Foster cohesion and inclusion, Goal #4: Be effective, accountable and customer-oriented; Draft Plan feedback – Draft Plan engagement, public comments, additional conversations, changes to the Plan; and implementation – next steps, actions underway.

Public Comments

Public comments were given by Allegra Curiel, California Council of Environmental and Economic Balance; Heidi Taylor, Martinez resident; Jan Warren, Interfaith Climate Action Network of Contra Costa County; and Gary Hughes, biofuelwatch.

Board Comments

The Board and staff discussed the Air District’s proposed accountability and transparency goals; the desire for language about building relationships with small businesses in the regulated community; the desire for language that addresses just transition external workforce issues; alternative words for “customer”; the desire for language that focuses efforts on highest impacts despite having limited resources; concerns that the Air District sets goals but does not complete them; ways that the Air District will ensure language access of the Strategic Plan; appreciation for the subcommittee of Board members who helped develop the Strategic Plan; and the frequency of the word “science” versus the frequency of the words “environmental justice.”

Board Action

- AYES: Abe-Koga, Barnacle, Carlson, Corzo, Gallagher, Gioia, González, Haubert, Hopkins, Hurt, Jue, Lopez, Quinto, Rice, Ross, Walton, Young.
- NOES: None.
- ABSTAIN: None.
- ABSENT: Hannigan, Lee, Miley, Mueller, Salinas, Veenker.

INFORMATIONAL ITEM

30. DIVERSITY, EQUITY, AND INCLUSION (DE&I) INITIATIVES AND ACTION PLAN

Tim Williams, Diversity, Equity, and Inclusion Director gave the staff presentation *Diversity, Equity, and Inclusion Action Plan*, including: action requested; outline; DE&I Action Plan: purpose and scope; defining DE&I, DE&I cultural awareness events and activities update; training and employee demographic analysis update; overview of Action Plan; scholarship and internship/fellowship program; Supplier Diversity and DE&I training; Employee Development program and diversity awareness; employee resource groups (ERG); pathway to permanency and equity integration; and DE&I Action Plan.

Public Comments

No requests received.

Board Comments

The Board and staff discussed the anticipated timeline of integrating equity into decision making, and which metrics to measure this; and ways in which the Board can support these efforts of the Air District.

Board Action

No action taken.

OTHER BUSINESS

31. PUBLIC COMMENT ON NON-AGENDA MATTERS

No requests received.

32. BOARD MEMBER COMMENTS

None.

33. REPORT OF THE EXECUTIVE OFFICER/APCO

Dr. Fine reported the following:

- **AB 1465 (Wicks) Stationary source penalties**- This bill was sponsored by the Air District and triples the penalty ceiling for Title V stationary sources for violations of air quality law resulting in emissions of specified pollutants. *This bill passed in both houses 25 minutes before the end of the legislative session and has been sent to the Governor for signature.*
- **SB 674 (Gonzalez) Refinery monitoring**- This bill was not sponsored by the Air District, but we provided significant support to the sponsors, EarthJustice. *This bill passed the Legislature, but was vetoed by the Governor.*
- **SB 382 (Becker) Realtor disclosures**- This bill was sponsored by the Air District and would require future single family residential transactions to include a disclosure related to any future

- state or local requirements that potentially limit future replacement of existing gas appliances with a similar gas appliance. *This bill passed and has been sent to the Governor for signature.*
- **AB 2298 (Hart) Protecting Blue Whales and Blue Skies-** This bill was co-sponsored by the Santa Barbara and Bay Area Air Districts and would have expanded the existing “Blue Whales and Blue Skies” program along the entire California Coast. Due to state fiscal concerns, *this bill was held in Senate Appropriations and died.*
 - Anticipated Agenda Topics for September Committee Meetings:
 - September 11 Stationary Source Committee Meeting: updates to the 2024-2025 regulatory agenda and providing an update on indirect sources
 - September 11 Community Equity, Health and Justice Committee: update from the CAC Co-Chairs on their work and a review of the James Cary Smith Community Grant Program
 - September 18 Finance and Administration Committee: Authorization to Amend Position Classification to Reduce Barriers to Recruiting
 - September 18 Policy, Grants and Technology Committee: State Legislative Update and an update on initiatives at the California Air Resources Board and how it relates to our work here at the Air District
 - Anticipated Agenda Topic for October Board Meeting:
 - Toxic Air Contaminant Control Program Annual Report. The Annual Report provides health risk assessment (HRA) results for 751 existing facilities. The Annual Report also includes information on six Air District Toxic Control Programs and updates to these programs.
 - Review a new mapping tool for facility prioritization scores and toxic emissions

34. **CHAIRPERSON’S REPORT**

Chair Hurt announced the following:

- Board members who choose to participate in Board and committee meetings from remote teleconferencing locations must attend after having said they would attend, to avoid having to cancel meetings, due to lack of quorum.
- Director Haubert and Air District’s Director of Communications, Kristine Roselius, attended a ribbon-cutting event for the official launch of the nation’s first Alliance for Renewable Clean Hydrogen Energy Systems (ARCHES) Hydrogen Hub in Oakland. The U.S. Department of Energy will provide \$1.26 billion dollars in funding to support the development of a regional clean hydrogen hub in northern California. ARCHES is the state’s initiative to accelerate renewable hydrogen projects and develop the necessary infrastructure. This Hydrogen Hub will facilitate hydrogen's use as an energy source for electricity generation, vehicles, and manufacturing, with the only emissions being air and water.
- The Air District has launched its new Clean Air Talk series, featuring Air District Board Chair Davina Hurt, to be held in communities throughout the Bay Area. Chair Hurt wishes to hear from local communities about what their thoughts and concerns are regarding air quality in their neighborhoods to help the Board of Directors make optimal decisions on good air quality programs. Scheduled talks include:
 - **San Carlos, August 10, 12 noon – 1 PM** at the San Carlos Public Library, Community Room A and B, 610 Elm St, San Carlos, CA 94070
 - **San Jose, September 7, 12 noon – 1 PM** at the Alum Rock Public Library, Alum Rock Community Room, 3090 Alum Rock Ave, San Jose, CA 95127

- **Vallejo, October 5, 12 noon – 1 PM** at Vallejo Public Library, 505 Santa Clara Street, Vallejo, CA 95590
- **East Palo Alto, November 2, 12 noon – 1 PM** at East Palo Alto Community Room, 2415 University Avenue, East Palo Alto, CA 94303
- **San Lorenzo, December 7, 12 noon – 1 PM** at San Lorenzo Library, Greenhouse Community Room, 395 Paseo Grande, San Lorenzo, CA 94580

35. **TIME AND PLACE OF NEXT MEETING**

Wednesday, October 2, 2024, at 10:00 a.m. at 375 Beale Street, San Francisco, CA 94105. The meeting will be in-person for the Board of Directors members and members of the public will be able to either join in-person or via webcast.

CLOSED SESSION (1:00 p.m.)

36. **CONFERENCE WITH LEGAL COUNSEL RE EXISTING LITIGATION (GOVERNMENT CODE SECTION 54956.9(a))**

Pursuant to Government Code Section 54956.9(a), the Board met in Closed Session with Legal Counsel to discuss the following cases:

The Athletics Investment Group, LLC v. Bay Area Air Quality Management District, Alameda County Superior Court Case No. 22CV010930;

Stephen (Rex) Sanders v. Bay Area Air Quality Management District, Northern District of California Case No. 23-cv-04416-RFL;

Terri Levels v. Bay Area Air Quality Management District, Northern District of California Case No. 23-cv-04432-RFL;

Lewis Letang v. Bay Area Air Quality Management District, Northern District of California Case No. 24-cv-01316-RFL; and

Rochele Henderson v. Bay Area Air Quality Management District, Northern District of California Case No. 24-cv-01460-RFL.

Reportable Action: Alexander Crockett, General Counsel, had nothing to report.

37. **CONFERENCE WITH LEGAL COUNSEL RE ANTICIPATED LITIGATION (GOVERNMENT CODE SECTIONS 54956.9(a) AND (d)(2))**

The Board met in Closed Session with Legal Counsel to discuss significant exposure to litigation pursuant to Government Code Sections 54956.9(a) and (d)(2): Claims of Veronica Eady, CRD Matter No. 202407-25383010, and Vanessa Johnson, CRD Matter No. 202407-25383510.

Reportable Action: Mr. Crockett had nothing to report.

38. **CONFERENCE WITH LEGAL COUNSEL RE ANTICIPATED LITIGATION (GOVERNMENT CODE SECTIONS 54956.9(a) AND (d)(4))**

The Board met in Closed Session with Legal Counsel to discuss and consider whether to initiate litigation pursuant to Government Code Section 54956.9(a) and (d)(4): One case.

Reportable Action: Mr. Crockett reported the following: The Board voted to authorize initiation of a legal action. Pursuant to Government Code Section 54957.1(a)(2), the particulars of the action to be initiated will not be disclosed until after the action has been formally commenced. The vote to authorize the initiation of this action was as follows:

Voting in favor: Chair Hurt; Vice-Chair Hopkins; and Directors Barnacle, Carlson, Corzo, Gallagher, González, Jue, Lopez, Quinto, Ross, Young.

Voting against: None.

Abstentions: None

Absent: Abe-Koga, Gioia, Hannigan, Haubert, Lee, Miley, Mueller, Rice, Salinas, Veenker, Walton.

OPEN SESSION (2:43 p.m.)

41. **ADJOURNMENT**

The meeting was adjourned at 2:44 p.m.

Marcy Hiratzka
Clerk of the Boards

BAY AREA AIR QUALITY MANAGEMENT DISTRICT

Memorandum

To: Chairperson Davina Hurt and Members
of the Board of Directors

From: Philip M. Fine
Executive Officer/APCO

Date: October 2, 2024

Re: Board Communications Received from September 4, 2024, through October 1, 2024

RECOMMENDED ACTION

No action is requested at this time.

BACKGROUND

None.

DISCUSSION

Copies of communications directed to the Board of Directors received by the Air District from September 4, 2024, through October 1, 2024, if any, will be distributed to the Board Members by way of email.

BUDGET CONSIDERATION/FINANCIAL IMPACT

None.

Respectfully submitted,

Philip M. Fine
Executive Officer/APCO

Prepared by: Justine Buenaflor
Reviewed by: Vanessa Johnson

ATTACHMENTS:

None

BAY AREA AIR QUALITY MANAGEMENT DISTRICT

Memorandum

To: Chairperson Davina Hurt and Members
of the Board of Directors

From: Philip M. Fine
Executive Officer/APCO

Date: October 2, 2024

Re: Notices of Violations Issued and Settlements in Excess of \$10,000 in the Month of
August 2024

RECOMMENDED ACTION

No action requested at this time.

BACKGROUND

None.

DISCUSSION

In accordance with Resolution No. 2012-08, attached to this Memorandum is a listing of all Notices of Violations issued, and all settlements for amounts in excess of \$10,000 during the calendar months prior to this report.

BUDGET CONSIDERATION/FINANCIAL IMPACT

The penalties collected are recorded in the Air District's General Fund. A portion of the penalty funds may be expended in accordance with the Community Benefits Penalty Funds Policy adopted by the Board of Directors on May 1, 2024.

Respectfully submitted,

Philip M. Fine
Executive Officer/APCO

Prepared by: Alexander G. Crockett

ATTACHMENTS:

1. Notices of Violations Issued and Settlements in Excess of \$10,000 in the Month of August 2024

NOTICES OF VIOLATION ISSUED

The following Notice(s) of Violation(s) were issued in August 2024:

Alameda						
Site Name	Site #	City	NOV #	Issuance Date	Regulation	Comment
California Waste Solutions-10St Street	B5739	Oakland	A63854A	8/26/24	2-1-301	No Authority to Construct and No Permit to Operate
California Waste Solutions-10St Street	B5739	Oakland	A63854B	8/26/24	2-1-302	No Authority to Construct and No Permit to Operate
Identity Logan Park	S762535	Berkeley	A62623A	8/6/24	2-1-302	No Permit to Operate
MacArthur 76	C9208	Oakland	A62671A	8/27/24	8-7-302.3	Gas Dispensing Facility Violation
MacArthur 76	C9208	Oakland	A62671B	8/27/24	8-7-301.6	Gas Dispensing Facility Violation
Mercurio Brothers Printing	B6414	Berkeley	A63853A	8/7/24	2-1-307	Permit Requirement/Condition Violation
NUG	S762433	Oakland	A61938A	8/20/24	2-1-301	No Authority to Construct and No Permit to Operate
NUG	S762433	Oakland	A61938B	8/20/24	2-1-302	No Authority to Construct and No Permit to Operate
Tesla, Inc.	A1438	Fremont	A63533A	8/1/24	2-6-307	Title V Requirement/Condition Violation
Tesla, Inc.	A1438	Fremont	A63534A	8/14/24	2-6-307	Title V Requirement/Condition Violation
Tesla, Inc.	A1438	Fremont	A63535A	8/14/24	2-6-307	Title V Requirement/Condition Violation
Tesla, Inc.	A1438	Fremont	A63536A	8/30/24	2-6-307	Title V Requirement/Condition Violation

Tesla, Inc.	A1438	Fremont	A63537A	8/30/24	2-6-307	Title V Requirement/Condition Violation
Tesla, Inc.	A1438	Fremont	A63538A	8/30/24	2-6-307	Title V Requirement/Condition Violation

Contra Costa						
Site Name	Site #	City	NOV #	Issuance Date	Regulation	Comment
Chevron Products Company	A0010	Richmond	A56299A	8/27/24	1-522.7	Continuous Emissions Monitor Violation
Convenience Retailers LLC	C8371	San Ramon	A62862A	8/1/24	8-7-308	Gas Dispensing Facility Violation
Martinez Refining Company LLC	A0011	Martinez	A62093A	8/7/24	2-6-307	Title V Requirement/Condition Violation
Martinez Refining Company LLC	A0011	Martinez	A62094A	8/7/24	2-6-307	Title V Requirement/Condition Violation
Martinez Refining Company LLC	A0011	Martinez	A62095A	8/7/24	2-6-307	Title V Requirement/Condition Violation
Martinez Refining Company LLC	A0011	Martinez	A62096A	8/7/24	2-6-307	Title V Requirement/Condition Violation
Martinez Refining Company LLC	A0011	Martinez	A62098A	8/7/24	2-6-307	Title V Requirement/Condition Violation
Martinez Refining Company LLC	A0011	Martinez	A62098B	8/7/24	6-1-302	Visible Emissions Violation
Martinez Refining Company LLC	A0011	Martinez	A62099A	8/7/24	1-522.7	Continuous Emissions Monitor Violation

Martinez Refining Company LLC	A0011	Martinez	A62100A	8/7/24	1-522.7	Continuous Emissions Monitor Violation
Martinez Refining Company LLC	A0011	Martinez	A62101A	8/7/24	1-522.7	Continuous Emissions Monitor Violation
Martinez Refining Company LLC	A0011	Martinez	A63303A	8/5/24	1-522	Continuous Emissions Monitor Violation
Martinez Refining Company LLC	A0011	Martinez	A63304A	8/5/24	1-522	Continuous Emissions Monitor Violation
Martinez Refining Company LLC	A0011	Martinez	A63305A	8/5/24	1-522	Continuous Emissions Monitor Violation
Martinez Refining Company LLC	A0011	Martinez	A63306A	8/5/24	1-522	Continuous Emissions Monitor Violation
Martinez Refining Company LLC	A0011	Martinez	A63307A	8/5/24	1-522	Continuous Emissions Monitor Violation
Martinez Refining Company LLC	A0011	Martinez	A63308A	8/5/24	1-522	Continuous Emissions Monitor Violation
Martinez Refining Company LLC	A0011	Martinez	A63309A	8/5/24	1-522	Continuous Emissions Monitor Violation
Martinez Refining Company LLC	A0011	Martinez	A63310A	7/22/24	1-522	Continuous Emissions Monitor Violation
Martinez Refining Company LLC	A0011	Martinez	A63311A	8/5/24	1-522	Continuous Emissions Monitor Violation
Pacific Gas & Electric	S763447	San Ramon	A62436A	8/22/24	11-2-401.5	Asbestos Violation

Scott White Construction Company Inc.	S763448	Lafayette	A62437A	8/28/24	11-2-401.5	Asbestos Violation
---------------------------------------	---------	-----------	---------	---------	------------	--------------------

Marin						
Site Name	Site #	City	NOV #	Issuance Date	Regulation	Comment
Bayside Boatworks	S763345	Sausalito	A62490A	8/26/24	2-1-301	No Authority to Construct and No Permit to Operate
Bayside Boatworks	S763345	Sausalito	A62490B	8/26/24	2-1-302	No Authority to Construct and No Permit to Operate
Mount Tamalpais School	S762817	Mill Valley	A62488A	8/13/24	2-1-301	No Authority to Construct and No Permit to Operate
Mount Tamalpais School	S762817	Mill Valley	A62488B	8/13/24	2-1-302	No Authority to Construct and No Permit to Operate
Spaulding Marine Center	S763542	Sausalito	A62489A	8/19/24	2-1-301	No Authority to Construct and No Permit to Operate
Spaulding Marine Center	S763542	Sausalito	A62489B	8/19/24	2-1-302	No Authority to Construct and No Permit to Operate
Waterway Marine	S763392	San Rafael	A62491A	8/27/24	2-1-301	No Authority to Construct and No Permit to Operate
Waterway Marine	S763392	San Rafael	A62491B	8/27/24	2-1-302	No Authority to Construct and No Permit to Operate

San Francisco						
Site Name	Site #	City	NOV #	Issuance Date	Regulation	Comment
Add A Garage Inc.	S763369	San Francisco	A62670A	8/27/24	11-2-303.8	Asbestos Violation
California Barrel Co. LLC	S762636	San Francisco	A62899A	8/7/24	10	Code of Federal Regulation Violation

San Mateo						
Site Name	Site #	City	NOV #	Issuance Date	Regulation	Comment
ARCO Facility #00573	C9072	Redwood City	A62924A	8/20/24	2-1-307	Permit Requirement/Condition Violation
Woodside Manor Shell	C6458	Redwood City	A62925A	8/20/24	8-7-301.5	Gas Dispensing Facility Violation

Santa Clara						
Site Name	Site #	City	NOV #	Issuance Date	Regulation	Comment
1045 Blossom Hill Rd LLC	S763391	Campbell	A63953A	8/27/24	2-1-307	Permit Requirement/Condition Violation
1045 Blossom Hill Rd LLC	S763391	Campbell	A63953B	8/27/24	8-7-301.1	Gas Dispensing Facility Violation
Anritsu Company	A2417	Morgan Hill	A64232A	8/14/24	2-1-307	Permit Requirement/Condition Violation
Apple, Inc.	E2839	Santa Clara	A64215A	8/29/24	2-1-301	No Authority to Construct and No Permit to Operate
Apple, Inc.	E2839	Santa Clara	A64215B	8/29/24	2-1-302	No Authority to Construct and No Permit to Operate
ARCO Station	C0551	San Jose	A63141A	8/1/24	2-1-307	Permit Requirement/Condition Violation
CalFire Morgan Hill Station	C0439	Morgan Hill	A63144A	8/29/24	2-1-307	Permit Requirement/Condition Violation
Hadad Petroleum, Inc.	S763347	Sunnyvale	A62926A	8/26/24	2-1-301	No Authority to Construct
NeoPhotonics Corporation	B2291	San Jose	A61895A	8/16/24	2-1-301	No Authority to Construct and No Permit to Operate
NeoPhotonics Corporation	B2291	San Jose	A61895B	8/16/24	2-1-302	No Authority to Construct and No Permit to Operate

SF South Bay Shoreline Reach 1 & 2/3	E5095	San Jose	A61896A	8/26/24	2-1-301	No Authority to Construct and No Permit to Operate
SF South Bay Shoreline Reach 1 & 2/3	E5095	San Jose	A61896B	8/26/24	2-1-302	No Authority to Construct and No Permit to Operate
SF South Bay Shoreline Reach 1 & 2/3	E5095	San Jose	A61897A	8/26/24	2-1-307	Permit Requirement/Condition Violation
Valero Refining Co. SS#7760	D0368	San Jose	A63142A	8/8/24	8-7-301.6	Gas Dispensing Facility Violation
Valero Refining Co. SS#7760	D0368	San Jose	A63142B	8/8/24	8-7-302.3	Gas Dispensing Facility Violation
Valero Refining Co. SS#7760	D0368	San Jose	A63142C	8/8/24	2-1-302	No Permit to Operate

Solano						
Site Name	Site #	City	NOV #	Issuance Date	Regulation	Comment
7-Eleven #34158	C6204	Fairfield	A63359A	8/14/24	8-7-301.5	Gas Dispensing Facility Violation
ARCO AM/PM	C4629	Fairfield	A63360A	8/19/24	2-1-307	Permit Requirement/Condition Violation
Valero Refining Company - California	B2626	Benicia	A62167A	8/1/24	8-18-301	Equipment Leak Violation

Company Address Outside of the Bay Area						
Site Name	Site #	City	NOV #	Issuance Date	Regulation	Comment
Alta Services Inc dba Alta Contracting	S762840	CORONA	A62435A	8/13/24	11-2-303.8	Asbestos Violation
BP Products North America	Z9632	Artesia	A62927A	8/26/24	8-7-302.1	Gas Dispensing Facility Violation

SETTLEMENTS FOR \$10,000 OR MORE REACHED

There were 7 settlements for \$10,000 or more completed in August 2024.

- 1) On August 5, 2024, the Air District reached a settlement with San Mateo County Youth Services Center for \$58,000, regarding the allegations contained in the following 3 Notices of Violations

NOV #	Issuance Date	Occurrence Date	Regulation	Comments from Enforcement
A59367A	8/9/21	8/5/19	2-1-307	Permit Requirement/Condition Violation
A59368A	8/10/21	8/5/19	2-1-307	Permit Requirement/Condition Violation
A59369A	8/10/21	2/19/20	9-7-307.2	Boiler Emissions Violation

- 2) On August 6, 2024, the Air District reached a settlement with Bimbo Bakeries USA for \$162,000, regarding the allegations contained in the following 3 Notices of Violations:

NOV #	Issuance Date	Occurrence Date	Regulation	Comments from Enforcement
A59727A	9/1/22	12/31/21	9-7-506	Boiler Emissions Violation
A59727B	9/1/22	3/20/20	2-1-307	Permit Requirement/Condition Violation
A60327A	9/1/22	12/31/21	9-7-506	Boiler Emissions Violation

- 3) On August 13, 2024, the Air District reached a settlement with City of Alameda, Maintenance Service Center for \$25,000, regarding the allegations contained in the following 3 Notices of Violations:

NOV #	Issuance Date	Occurrence Date	Regulation	Comments from Enforcement
A61128A	2/22/22	1/1/21	2-1-307	Permit Requirement/Condition Violation
A61128B	2/22/22	1/1/21	8-34-405	Landfill Violation
A61134A	7/25/22	3/16/22	10	Code of Federal Regulation Violation
A61135A	7/25/22	2/23/22	2-1-302	No Permit to Operate

- 4) On August 20, 2024, the Air District reached a settlement with Santa Rosa Water - Laguna Treatment Plant for \$25,000, regarding the allegations contained in the following 1 Notice of Violation:

NOV #	Issuance Date	Occurrence Date	Regulation	Comments from Enforcement
A59226A	4/17/23	3/23/23	2-6-307	Title V Requirement/Condition Violation

- 5) On August 22, 2024, the Air District reached a settlement with Vantage Data Centers Management Co., LLC for \$12,000, regarding the allegations contained in the following 2 Notices of Violations:

NOV #	Issuance Date	Occurrence Date	Regulation	Comments from Enforcement
A61650A	11/2/23	9/1/21	2-6-307	Title V Requirement/Condition Violation
A61651A	11/2/23	9/1/21	2-6-307	Title V Requirement/Condition Violation

- 6) On August 22, 2024, the Air District reached a settlement with SAK Construction LLC for \$10,000, regarding the allegations contained in the following 1 Notice of Violation:

NOV #	Issuance Date	Occurrence Date	Regulation	Comments from Enforcement
A58099A	5/9/23	4/25/23	2-1-301	No Authority to Construct.
A58099B	5/9/23	4/25/23	2-1-302	No Permit to Operate.

- 7) On August 26, 2024, the Air District reached a settlement with Kirby Canyon Recycling and Disposal Facility for \$42,000, regarding the allegations contained in the following 1 Notice of Violation:

NOV #	Issuance Date	Occurrence Date	Regulation	Comments from Enforcement
A59797A	11/8/23	11/6/23	8-34-303	Landfill Violation

BAY AREA AIR QUALITY MANAGEMENT DISTRICT

Memorandum

To: Chairperson Davina Hurt and Members
of the Board of Directors

From: Philip M. Fine
Executive Officer/APCO

Date: October 2, 2024

Re: Authorization to Participate as a Statutory Partner with the Alameda County
Community Food Bank for its United States Environmental Protection Agency
Community Change Grants Program Electric Vehicle Demonstration Project

RECOMMENDED ACTION

Recommend the Board of Directors:

1. Adopt a resolution authorizing the Air District to become a statutory partner for the Alameda County Community Food Bank's electric vehicle demonstration Project, through the United States Environmental Protection Agency's Community Change Grants program;
2. Authorize the Air District to accept Project implementation funds as a subgrantee, if Alameda County Community Food Bank is awarded funds from the United States Environmental Protection Agency for the Project; and
3. Authorize the Executive Officer/Air Pollution Control Officer to enter into all agreements necessary to accept, obligate, and expend funds related to this partnership.

BACKGROUND

The Alameda County Community Food Bank (ACCFB) is a private nonprofit regional food bank founded in 1985 and currently serving an estimated 400,000 people annually through its network of 400+ partner agencies, emergency partners, and direct distribution sites including food pantries, shelters, soup kitchens, childcare centers, faith-based organizations, and afterschool programs. ACCFB is applying for \$14 million from the United States Environmental Protection Agency's (US EPA) Community Change Grants (CCG) Program for an electric vehicle community demonstration project and has requested that the Air District act as its statutory partner in the application.

If awarded, ACCFB will implement a community demonstration project converting its fleet of food distribution trucks and vans to 100% electric-powered vehicles. In addition, ACCFB will provide \$2.5 million in subaward funding to its food distribution partners to purchase their own electric vehicles and participate in a planning and implementation process with expert guidance from both the Air District and researchers at UC Berkeley.

ACCFB has asked that the Air District serve as a statutory partner in their grant application. Statutory partners can be either community-based organizations (CBOs) or government agencies that advise and support the applicant in their project. The Air District has decades of experience supporting fleets to transition to zero-emission and is well positioned to be able to advise ACCFB and to connect them to other entities that have already gone through the transition process. In doing so, ACCFB can act as a model to other food distributors and food banks in the Bay Area, showcasing how a food distribution fleet can successfully overcome obstacles and convert to zero emission.

DISCUSSION

The US EPA grant requires that applicants sign an agreement with their statutory partners that demonstrates their commitment to the project. The Air District, in signing a statutory partnership agreement, is agreeing to the following:

- Attend monthly meetings and/or participate on an advisory committee to inform planning and decision making for the grant project for a maximum of 100 staff hours over the lifetime of the project;
- Calculate emissions reductions to determine the greenhouse gas and criteria pollutant reduction benefits achieved by the project;
- Connect ACCFB with electric vehicle manufacturers through email introductions and advise on procurement process and timeline, as needed, for a maximum of 20 staff hours over the lifetime of the project;
- Connect ACCFB via email with up to 10 other organizations, companies or agencies that can share their experience on the process of electrifying their fleet; and
- Develop a white paper to disseminate lessons learned for the benefit of other community organizations who are interested in electrifying their fleet.

In addition to partnering with the Air District, ACCFB will work with UC Berkeley's Transportation Sustainability Research Center to conduct an evaluation of the performance of zero-emission vehicles and associated charging infrastructure.

This project will directly serve US EPA Inflation Reduction Act Disadvantaged Communities in Alameda County, including the cities of Oakland, San Leandro, and Hayward. Electric vehicles funded as part of the CCG project will be operated in and serve Disadvantaged Communities. These communities will benefit not only from the greenhouse gas and air pollution reductions due to vehicles converted to electric during this project, but also from future electric vehicle conversions made possible due to community resources produced by the demonstration project. The project aims to provide a blueprint for other CBOs who are interested in electric vehicles but have limited capacity to take on this type of project. This includes the 400+ agencies within ACCFB's distribution partner network, many of whom are also serving disadvantaged communities in Alameda County. Furthermore, ACCFB plans to share project results with its regional, state and national food bank networks, such as the Bay Area Food Bank Network, California Association of Food Banks and Feeding America.

BUDGET CONSIDERATION/FINANCIAL IMPACT

If awarded, the Air District will receive funds as a subgrantee to complete work on this project starting in Fiscal Year 2026. The project costs will be included in future proposed budgets for program 316 totaling \$300,000 over a 3-year period.

Respectfully submitted,

Philip M. Fine
Executive Officer/APCO

Prepared by: Minda Berbeco
Reviewed by: Karen Schkolnick

ATTACHMENTS:

1. Draft Resolution to Participate in US EPA Community Change Grants Program in Partnership with the Alameda County Community Food Bank
2. Draft Statutory Partnership Agreement
3. Project Description
4. Proposed Air District Sub-grantee Budget

BAY AREA AIR QUALITY MANAGEMENT DISTRICT

RESOLUTION No. 2024 -

Resolution Authorizing the Bay Area Air Quality Management District to Participate in the U.S. Environmental Protection Agency's Community Change Grants Program in Partnership with the Alameda County Community Food Bank.

WHEREAS, the Environmental Protection Agency (EPA) opened a funding opportunity on November 21, 2023, entitled the Environmental and Climate Justice Community Change Grants program (CCG Program) to support comprehensive community and place-based approaches to redressing environmental and climate injustices for communities facing legacy pollution, climate change, and persistent disinvestment;

WHEREAS, the Alameda County Community Food Bank (ACCFB) is a private nonprofit regional food bank founded in 1985 and currently serves an estimated 400,000 people annually - one in four Alameda County residents - through its network of 400+ partner agencies, emergency partners, and direct distribution sites including food pantries, shelters, soup kitchens, childcare centers, faith-based organizations, and afterschool programs;

WHEREAS, the Bay Area Air Quality Management District (Air District) is committed to supporting the transition of vehicle fleets to zero-emission and has effectively administered more than \$100 million in projects over the past 10 years to support the deployment of zero-emission medium- and heavy-duty vehicles and associated infrastructure;

WHEREAS, the ACCFB is interested in applying to the CCG Program to fund the replacement of its diesel fleet with zero emission vehicles over 3 years starting in 2025 at a cost of up to \$14 million (Project);

WHEREAS, ACCFB has asked the Air District to serve as its statutory partner for the CCG Program application and Project;

WHEREAS, in its role as ACCFB's statutory partner, should EPA fund the Project, the Air District will 1) participate on an advisory committee; 2) calculate emissions reductions to determine the greenhouse gas and criteria pollutant reduction benefits achieved by the Project; 3) connect ACCFB with electric vehicle manufacturers through email introductions and advise on

procurement process and timeline; 4) connect ACCFB with other entities that can share their experience on the process of electrifying their fleet; and 5) develop a white paper to disseminate lessons learned for the benefit of other community organizations who are interested in electrifying their fleet;

WHEREAS, in its role as ACCFB's statutory partner, should EPA fund the Project, the Air District will be compensated as a subgrantee up to \$300,000 for the aforementioned work;

NOW, THEREFORE, BE IT RESOLVED, the Board of Directors hereby approves the Air District's participation as a statutory partner for ACCFB's CCG Program Project;

BE IT FURTHER RESOLVED, the Board of Directors approves the acceptance of EPA funds as a subgrantee, if ACCFB, as the lead applicant, and the Air District, as ACCFB's statutory partner, are awarded funding from the CCG Program for the Project; and

BE IT FURTHER RESOLVED, that the Board of Directors hereby authorizes the Executive Officer/Air Pollution Control Officer to accept, obligate, and execute all agreements and any amendments thereto that are necessary to implement and carry out the purposes of this resolution.

The foregoing resolution was duly and regularly introduced, passed and adopted at a regular meeting of the Board of Directors of the Bay Area Air Quality Management District on the Motion of Director _____, seconded by Director _____, on the ____ day of _____, 2024, by the following vote of the Board:

AYES:

NOES:

ABSENT:

Davina Hurt

Chairperson of the Board of Directors

ATTEST:

Lynda Hopkins

Vice Chair of the Board of Directors

DRAFT

Statutory Partnership Agreement between
Alameda County Community Food Bank & Bay Area Air Quality Management District

This is a STATUTORY PARTNERSHIP AGREEMENT (the “Agreement”), dated as of August 9, 2024, between ALAMEDA COUNTY COMMUNITY FOOD BANK (ACCFB) and BAY AREA AIR QUALITY MANAGEMENT DISTRICT (Air District). The purpose of this Agreement is to define the scope of work to be performed for the proposed EPA Environmental and Climate Justice Community Change Grant (CCGP) Project.

1. Responsibilities of the Lead Agency

ACCFB will be the lead agency for the proposed CCGP Project.

- ACCFB is responsible for the grant's overall management, performance, oversight, and reporting responsibilities and for making subawards to Collaborating Entities.
- ACCFB will be responsible for receiving federal funds from the EPA and the proper expenditure of these funds and will bear liability for unallowable costs.
- ACCFB will be responsible for compliance and legal issues, and managing risks associated with the project.

If ACCFB’s proposed application is selected for the award, ACCFB will enter into a subaward agreement with the Air District that complies with the subaward requirements in the grant regulations at 2 CFR 200.331 and in EPA’s Subaward Policy and related guidance and that contains terms and conditions including those above.

2. Responsibilities of Statutory Partner

The Air District will be the statutory partner for the project proposed by ACCFB, described in Attachment A, which is incorporated herein by reference. The subaward agreement will specify the activities for which the Air District will be reimbursed. It is anticipated that the Air District staff will:

- Attend monthly meetings and/or participate on an advisory committee to inform planning and decision making for the grant project for a maximum of 100 staff hours over the lifetime of the project;
- Calculate emissions reductions to determine the greenhouse gas and criteria pollutant reduction benefits achieved by the project;
- Connect ACCFB with electric vehicle manufacturers through email introductions and advise on procurement process and timeline, as needed, for a maximum of 20 staff hours over the lifetime of the project;
- Connect ACCFB via email with up to 10 other organizations, companies or agencies that can share their experience on the process of electrifying their fleet; and
- Develop a white paper to disseminate lessons learned for the benefit of other community organizations who are interested in electrifying their fleet.

3. Dispute Resolution

1. Initial Resolution Efforts: In the event of a dispute arising out of or related to this Agreement, the parties shall first attempt to resolve the issue through informal discussions and mutual agreement.

2. Mediation: If the dispute cannot be resolved through informal discussions within 90 days, the parties agree to engage in mediation with a neutral mediator. Costs of mediation will be shared equally between the parties.

3. Confidentiality: All proceedings related to the dispute resolution process shall be confidential. No party shall disclose any information related to the dispute or resolution process to any third party without the prior written consent of the other party, except as required by law.

4. Costs: Each party shall bear its own costs and expenses incurred in connection with the dispute resolution process, including legal fees, except as otherwise agreed or required by the mediator.

4. Relationship

The Air District is and will be an independent contractor. Nothing in this Agreement creates an employment, partnership, joint venture, fiduciary, or similar relationship between the Air District and ACCFB for any purpose. The Air District will not be entitled to or eligible for any benefits that ACCFB makes available to ACCFB's employees. The Air District waives any rights or claims to those benefits. The Air District will ensure that the Air District's employees and subcontractors comply with all of the terms of this Agreement.

5. Compliance, Insurance, and Indemnification

5.1 Taxes, Contributions, and Workers' Compensation

The Air District will have sole responsibility for all tax returns and payments required by any federal, state, or local tax authority in connection with the Air District's performance of services and receipt of fees under this Agreement. The Air District will have sole responsibility for paying all disability and unemployment insurance contributions, and any other contributions, in connection with the Air District's performance of services and receipt of fees. The Air District will maintain workers' compensation insurance appropriate to the nature of the services. The Air District understands that ACCFB will not withhold income, social security, or Medicare taxes, make unemployment or disability insurance contributions, or obtain workers' compensation insurance on the Air District's behalf. ACCFB will provide The Air District with appropriate Form 1099 or similar documents.

5.2 Legal Compliance. The Air District will comply with all federal, state, and local laws, including immigration laws, relating to performance of the services and the Air District's other obligations under this Agreement. The Air District warrants that its work and the Air District's

other activities under this Agreement will not infringe or otherwise violate the intellectual property rights, rights of publicity or rights of privacy of any third party.

5.3 Insurance

The Air District, at its sole expense, will maintain insurance of types and amounts appropriate to the nature and scope of the services, including \$10 million in general liability. The Air District will provide to ACCFB, upon request, a certificate of insurance confirming this coverage and naming the ACCFB as an additional insured.

5.4 Indemnification.

A. ACCFB will indemnify and hold the Air District, its officers, employees and agents harmless from and against any and all liability, loss, expense, including reasonable attorneys' fees, or claims for injury or damages arising out of the performance of this Agreement but only in proportion to and to the extent such liability, loss, expense, attorneys' fees, or claims for injury or damages are caused by or result from the negligent or intentional acts or omissions of ACCFB, its officers, agents, or employees.

B. The Air District will indemnify and hold ACCFB, its officers, employees and agents harmless from and against any and all liability, loss, expense, including reasonable attorneys' fee, or claims for injury or damages arising out of the performance of this Agreement but only in proportion to and to the extent such liability, loss, expense, attorneys' fees, or claims for injury or damages are caused by or result from the negligent or intentional acts or omissions of the Air District, its officers, agents, or employees.

6. Confidentiality

The Air District will use Confidential Information (defined below) only in connection with the Air District's activities under this Agreement and will keep it confidential unless it is required to be disclosed by law, using at least the same degree of care that the Air District uses to protect the Air District's own Confidential Information, but in no case less than a reasonable degree of care. "Confidential Information" means information relating to ACCFB and furnished to the Air District during the term of this Agreement. It includes, without limitation, identity, contact information, credit card numbers, income or other financial information, social security numbers, disability status, photographs and other personal and sensitive information relating to ACCFB clients, staff, volunteers, and donors. Confidential Information does not include information which: (i) is or becomes generally available to the public other than as a result of a disclosure by the Air District; (ii) was known by the Air District prior to its being furnished to the Air District by ACCFB; (iii) is or becomes available to the Air District on a non-confidential basis from a source other than ACCFB; or (iv) is independently developed by the Air District. All Confidential Information furnished under this Agreement is and will remain ACCFB's property.

7. Governing Law

This Agreement is governed by California law. The Air District consents to the exclusive jurisdiction and venue of Alameda County Superior Court (California) or the United States District Court for the Northern District of California.

8. Effective Date and Termination

This Agreement shall become effective upon signature by the authorized officials and will remain in effect until modified or terminated by any one of the partners at any time by giving thirty (30) days' written notice to the other party.

9. Statutory Partner Replacement

If replacement of the Statutory Partner is necessary, ACCFB, in partnership with project stakeholders, will identify a partner with comparable expertise, experience, knowledge, and qualifications. ACCFB will ensure the new partner meets all eligibility criteria and will be able to comply with grant requirements including successful grant completion within 3 years. ACCFB will seek EPA approval if required.

Regi Young, Executive Director
Alameda County Community Food Bank

Date

Philip M. Fine
Executive Officer/Air Pollution Control Officer
Bay Area Air Quality Management District

Date

Alexander Crockett
General Counsel
Bay Area Air Quality Management District

Date

Attachment A. Alameda County Community Food Bank EPA CCGP Proposal Summary
Attachment B. Proposed Air District Subgrantee Budget

Alameda County Community Food Bank EPA Community Change Grants Proposal Summary

About the Food Bank

The Alameda County Community Food Bank (ACCFB) is a private nonprofit regional food bank founded in 1985 and currently serving an estimated 400,000 people annually - one in four Alameda County residents - through its network of 400+ partner agencies, emergency partners, and direct distribution sites including food pantries, shelters, soup kitchens, childcare centers, faith-based organizations, and afterschool programs.

Grant Project

ACCFB is requesting \$14 million in funding from the U.S. Environmental Protection Agency's (EPA) Community Change Grants (CCG) Program for an electric vehicle community demonstration project. ACCFB's proposed project aligns with the CCG program's main objectives, with a particular emphasis on empowering disadvantaged communities and strengthening their ability to drive meaningful, long-lasting, and positive change. In partnership with the Bay Area Air Quality Management District (Air District), ACCFB is applying for a grant in Track One of the CCG Program: Community-Driven Investments for Change. The project for which ACCFB is seeking funding will focus on addressing one Climate Action Strategy, *Mobility and Transportation Options for Preventing Air Pollution and Improving Public Health and Climate Resilience*, and one Pollution Reduction Strategy, *Outdoor Air Quality and Community Health Improvements*.

To address local climate and environmental challenges related to these two strategies, ACCFB will implement a community demonstration project, sharing the process and results as the agency converts its fleet of 16 food distribution trucks and vans to 100% electric-powered vehicles. In addition, ACCFB will provide \$2.5 million in subaward funding to its CBO food distribution partners to purchase their own electric vehicles and participate in a planning and implementation process with expert guidance from the Air District and UC Berkeley. The timeline for this project is three years, with approximate dates of July 2025 through June 2028.

In alignment with ACCFB's commitment to community health, the agency began planning for the transition of its fleet of vehicles when state mandates for truck fleets were first introduced in 2023. However, while exploring this process, ACCFB identified myriad challenges related to understanding how to leverage the multiple incentive programs available and how to plan for infrastructure needs. With funding from the CCG Program, ACCFB will effectively manage its own vehicle fleet transition and share financial and advisory resources with five CBO partners, while simultaneously leading a grassroots effort that leverages this project as a model for other community-based organizations (CBOs) in Alameda County and beyond.

Partners

As the statutory partner for this project, the Air District will be responsible for helping to inform planning and decision-making for the procurement of electric vehicles and charging stations; facilitating connections between ACCFB and vehicle manufacturers and other entities who can share their EV transition experience; calculating emissions reductions to determine the climate impact of the grant project; and dissemination of lessons learned for the benefit of other Bay Area CBOs who are interested in electrifying their fleet.

UC Berkeley’s Transportation Sustainability Research Center will also support ACCFB’s efforts to identify and install appropriate charging infrastructure for the new electric vehicles. In addition, UC Berkeley will conduct an evaluation of the performance of zero-emission vehicles and associated charging infrastructure.

Impact

This project will directly serve EPA IRA Disadvantaged Communities in Alameda County, including the cities of Oakland, San Leandro, and Hayward. Electric vehicles funded by the CCG project will be located in and serve Disadvantaged Communities. These communities will benefit not only from the greenhouse gas and air pollution reductions due to vehicles converted to electric during this project, but also from future electric vehicle conversions made possible due to community resources produced by the demonstration project. The project aims to provide a blueprint for other CBOs who are interested in electric vehicles but have limited capacity to take on this type of project. This includes the 400+ agencies within ACCFB’s distribution partner network, many of whom are also serving Disadvantaged Communities in Alameda County. Furthermore, ACCFB plans to share project results with its regional, state and national food bank networks, such as the Bay Area Food Bank Network, California Association of Food Banks and Feeding America.

Budget

The total request is expected to be \$14 million which may include: funding for ACCFB’s fleet of 16 vehicles (\$6m), charging infrastructure (\$3m); subawards for 5 CBO partner vehicles and infrastructure needs (\$2.5m); an evaluation contract with UC Berkeley (\$100,000); a subaward for the Air District (\$300,000); and ACCFB staff time including a Project Manager.

Vehicle Types

ACCFB plans to replace up to 16 vehicles which may include:

Bobtails/Box trucks	9
Tractors	2
Trailers	2
Sedan	1
Sprinters	2

Proposed Air District Subgrantee Budget

Personnel	Salary	FTE	Year One	Year Two	Year Three	3-Year Total
Assistant Staff Specialist	\$114,000	0.01	\$1,140	\$1,197	\$1,257	\$3,594
Staff Specialist	\$138,567	0.25	\$34,642	\$36,374	\$38,193	\$109,208
Supervising Staff Specialist	\$168,430	0.05	\$8,422	\$8,843	\$9,285	\$26,549
Manager	\$200,828	0.05	\$10,041	\$10,543	\$11,071	\$31,656
Director	\$242,498	0.01	\$2,425	\$2,546	\$2,674	\$7,645
Total Salaries		0.4	\$56,670	\$59,503	\$62,478	\$178,651
Fringe Benefits	51%		\$28,902	\$30,347	\$31,864	\$91,112
Travel			\$500	\$300	\$2,000	\$2,800
Total Travel			\$500	\$300	\$2,000	\$2,800
Supplies						
Total Supplies			\$0	\$0	\$0	\$0
Equipment						
Total Equipment			\$0	\$0	\$0	\$0
Contractors						
Total Contractual			\$0	\$0	\$0	\$0.00
Other						\$0.00
Total Other			\$0	\$0	\$0	\$0
Total Direct			\$86,071	\$90,150	\$96,342	\$272,563
Indirect at 10%			\$8,607	\$9,015	\$9,634	\$27,256
TOTAL			\$94,678	\$99,165	\$105,976	\$299,819

BAY AREA AIR QUALITY MANAGEMENT DISTRICT

Memorandum

To: Chairperson Davina Hurt and Members
of the Board of Directors

From: Philip M. Fine
Executive Officer/APCO

Date: October 2, 2024

Re: Authorization to Extend the Term and Increase the Total Dollar Amount of the
Professional Services Agreement with En2Action

RECOMMENDED ACTION

Recommend the Board of Directors authorize the Executive Officer/APCO to execute an amendment to the Professional Services Agreement with En2Action to:

1. Increase the total not-to-exceed dollar amount by \$220,714 from \$315,000 to \$535,714; and
2. Extend the contract end date from October 31, 2024, to October 31, 2025.

The purpose of this proposed contract amendment is to ensure ongoing facilitation and logistics support for the Bayview Hunters Point/ Southeast San Francisco AB 617 Community Steering Committee.

BACKGROUND

The Air District's Community Health Protection Program works to reduce community exposure to air pollutants by partnering with Bay Area Communities to plan and implement Assembly Bill (AB) 617 (C. Garcia, Chapter 136, Statutes of 2017). Following the Air District's nomination, the California Air Resources Board (CARB) formally designated Bayview Hunters Point/Southeast San Francisco (BVHP/SESF) as an AB 617 community on February 23, 2023. The Air District is co-leading this effort with two community groups, the Marie Harrison Community Foundation, and the Bayview Hunters Point Community Advocates (Community Co-Leads). Together, the Air District and its Community Co-Leads established a Community Steering Committee (CSC) in BVHP/SESF that will direct the development of a Community Emissions Reduction Plan (CERP). Air District staff and the Community Co-Leads spearheaded the CSC recruitment process, which resulted in the selection of 22 members. The CSC meets monthly and is responsible for developing the CERP within one to two years.

En2Action has provided facilitation and meeting coordination services for the BVHP/SESF CSC and has supported the planning and execution of seven monthly meetings from January through August 2024. In these seven months, the BVHP/SESF CSC has selected Co-Chairs, developed a

charter, completed mapping activities to identify sensitive populations and air pollution concerns, started holding subcommittee meetings, and adopted community boundaries.

The contract is being extended to allow for the work of the BVHP/SESF CSC to continue for another year, until October 31, 2025. This amendment will allow the project team to continue to develop the CERP with Community Co-Leads and the members of the CSC until the end of October 2025. The contract collapses subtasks into fewer task categories to support clear tracking of En2Action’s work. Consistent with the best employment law practices, the new contract also includes a provision requiring the completion of workplace training on preventing a hostile work environment. This new provision is being added to all similar AB 617 contracts.

DISCUSSION

Through the proposed amendment to the current Professional Services Agreement, Air District staff seek to rely on En2Action’s ongoing administrative and facilitation support for the BVHP/SESF AB 617 CSC. En2Action will continue to provide project management, administrative, meeting logistics, and facilitation advice to help ensure that action and collaboration between CSC members and government agency leads to an efficient, productive, and engaging CERP development process.

A summary of the contract activities includes the following:

- En2Action staffing support for facilitation, administration, logistics coordination for planning and agenda-setting meetings and public CSC meetings
- Stipends to CSC members to support their attendance and participation in meetings, including as-needed childcare and travel reimbursements
- Childcare services at CSC meetings held in person
- Translation and simultaneous interpretation services
- Food, venue, and other meeting support needs for in-person and hybrid meetings

BUDGET CONSIDERATION/FINANCIAL IMPACT

Funding for the contract is included in the Fiscal Year End 2025 budget for Program 617. Of the existing funds, \$146,701.30 remains unspent as of September 10, 2024.

Respectfully submitted,

Philip M. Fine
Executive Officer/APCO

Prepared by: Daniel S. Madrigal
Reviewed by: Suma Peesapati

ATTACHMENTS:

1. Draft Amendment No. 2 for Contract No. 2023.195 En2Action
2. Executed Professional Services Contract No. 2023.195 En2Action
3. Executed Amendment No. 1 Contract No. 2023.195 En2Action

AMENDMENT NO. 2 TO
BAY AREA AIR QUALITY MANAGEMENT DISTRICT
CONTRACT NO. 2023.195

This amendment to the above-entitled contract (“Contract Amendment”) is dated, for reference purposes only, August 20, 2024.

RECITALS:

1. The Bay Area Air Quality Management District (“DISTRICT”) and **En2action, Inc.** (“CONTRACTOR”) (hereinafter referred to as the “PARTIES”) entered into the above-entitled contract for project management, administrative, meeting logistics, and facilitation services to aid DISTRICT’s Community Health Protection Program (the “Contract”), which Contract was executed on behalf of CONTRACTOR on November 15, 2023, and on behalf of DISTRICT on November 22, 2023.
2. The PARTIES entered into Amendment No. 1 to the Contract, dated July 9, 2024, for reference purposes only, to amend the term, Scope of Work, and Cost Schedule to the Contract.
3. The PARTIES seek to amend the term, total cost, Scope of Work and Cost Schedule to the Contract because the DISTRICT seeks to update the services from CONTRACTOR prescribed in the Contract and CONTRACTOR desires to provide those updated services.
4. The PARTIES additionally seek to update the Performance Requirements to update and clarify CONTRACTOR’s responsibilities under the Contract.
5. In accordance with Section 27 of the Contract, DISTRICT and CONTRACTOR desire to amend the above-entitled Contract as follows:

TERMS AND CONDITIONS OF CONTRACT AMENDMENT:

1. By this Contract Amendment, DISTRICT and CONTRACTOR replace Section 3, “Performance Requirements” with the following:
 - A. CONTRACTOR is authorized to do business in the State of California. CONTRACTOR attests that it is in good tax standing with federal and state tax authorities.
 - B. CONTRACTOR agrees to obtain any and all required licenses, permits, and all other appropriate legal authorizations from all applicable federal, state and local jurisdictions and to pay all applicable fees.

- C. CONTRACTOR shall comply with all laws and regulations that apply to its performance under this Contract, including any requirements to disclose potential conflicts of interest under DISTRICT's Conflict of Interest Code.
 - D. CONTRACTOR shall not engage in any performance of work during the term of this contract that is in direct or indirect conflict with duties and responsibilities set forth in the Scope of Work.
 - E. CONTRACTOR shall exercise the degree of skill and care customarily required by accepted professional practices and procedures.
 - F. CONTRACTOR agrees to complete a workplace training on preventing a hostile work environment (including illegal discrimination, harassment, and bullying). The training must either be provided by or approved by DISTRICT. Within sixty (60) days of execution of this Contract, CONTRACTOR must provide the DISTRICT a certificate of completion or other proof of completion of the training for each employee who will regularly work with DISTRICT staff and/or Community Steering Committee members. If additional employees are hired or assigned to regularly work with DISTRICT staff and/or Community Steering Committee members after this Contract is executed, CONTRACTOR shall have sixty (60) days from the date of each employee's hiring or assignment to provide that employee's certificate of completion or other proof of completion. CONTRACTOR shall send the certificates of completion or other proof of completion to HR_Staff@baaqmd.gov.
 - G. CONTRACTOR understands and recognizes that the AB 617 community emissions reduction program development process requires a partnership between the DISTRICT, its contractors, and Community Steering Committee members. CONTRACTOR agrees to collaboratively partner with the DISTRICT to effectuate the objectives and requirements of AB 617.
 - H. CONTRACTOR shall ensure that any subcontractors, employees and agents performing under this Contract comply with the performance standards set forth in paragraphs A-G above.
2. By this Contract Amendment, DISTRICT and CONTRACTOR amend Section 4, "Term." The term of the Contract shall be extended so that the termination date of the Contract is now October 31, 2025.
 3. By this Contract Amendment, DISTRICT and CONTRACTOR amend Paragraph D of Section 8, "Payment," of the Contract to replace "\$315,000" with "\$535,714."
 4. By this Contract Amendment, DISTRICT and CONTRACTOR amend Paragraph F of Section 9, "Dispute Resolution," of the Contract to replace "\$315,000" with "\$535,714."

5. By this Contract Amendment, DISTRICT and CONTRACTOR replace Attachment A-1, Scope of Work, with the attached "Attachment A-2, Scope of Work" and agree that all references in the Contract to Attachment A shall be deemed to refer to Attachment A-2, Scope of Work.
6. By this Contract Amendment, DISTRICT and CONTRACTOR replace Attachment B-1, Cost Schedule, with the attached "Attachment B-2, Cost Schedule" and agree that all references in the Contract to Attachment B shall be deemed to refer to Attachment B-2, Cost Schedule.
7. DISTRICT and CONTRACTOR agree that all other terms and conditions of the Contract shall remain in full force and effect.

DRAFT

IN WITNESS WHEREOF, the PARTIES have caused this Contract Amendment to be duly executed on their behalf by their authorized representatives.

BAY AREA AIR QUALITY
MANAGEMENT DISTRICT

EN2ACTION, INC.

By: _____
Philip M. Fine
Executive Officer/APCO

By: _____
Andrea Baker
CEO/Executive Director

Date: _____

Date: _____

Approved as to form:

By: _____
Alexander G. Crockett
General Counsel

DRAFT

ATTACHMENT A-2

SCOPE OF WORK

Background:

DISTRICT's Community Health Protection Program works to reduce community exposure to air pollutants by partnering with Bay Area Communities to plan and implement Assembly Bill (AB) 617 (C. Garcia, Chapter 136, Statutes of 2017). This community-driven initiative will employ proven and innovative strategies to improve community health by reducing exposure to air pollutants in neighborhoods most impacted by air pollution through a Community Emissions Reduction Plan (CERP). On February 23, 2023, the Bayview Hunters Point/ Southeast San Francisco (BVHP/SESF) was nominated by the California Air Resources Board as the Bay Area's newest AB 617 site for which a CERP will be developed.

DISTRICT is co-leading this effort with two community groups, the Marie Harrison Community Foundation (MHCF) and the Bayview Hunters Point Community Advocates (BVHPCA) (collectively referred to herein as "Co-Leads," and MHCF and BVHPCA collectively referred to herein as "Community Co-Leads"), and will establish a Community Steering Committee (CSC) in Bayview Hunters Point/ Southeast San Francisco that will direct the development of a CERP. The CSC will consist of residents from the affected community who will meet monthly and be responsible for developing the CERP within one to two years. The CSC will be represented in Co-Lead and Co-Chair meetings by Co-Chairs who are selected by the CSC according to process described in the BVHP/SESF CSC Charter.

CONTRACTOR shall provide project management, administrative, meeting logistics, and facilitation advice to help ensure that action and collaboration between CONTRACTOR, CSC members and government agencies leads to an efficient, productive, and engaging process to develop the CERP.

Task 1. Support Project Management, Planning and Execution of the CSC meetings

CONTRACTOR will conduct all administrative planning and tasks needed to ensure a seamless experience for CSC members during all CSC meetings and, additionally, shall provide project management services to meet deadlines for the meetings. CONTRACTOR will facilitate and take notes for weekly planning meetings between CONTRACTOR and DISTRICT staff. CONTRACTOR will facilitate 2-4 monthly planning meetings with Community Co-Leads, CSC Co-Chairs, and DISTRICT staff as needed, to discuss and share input to successfully develop CSC meeting agendas. One of the meetings will be a Dry-Run of the CSC meeting with Community Co-Leads and DISTRICT staff and other presenters, as needed, where the group will review the agenda and facilitation notes for that meeting, in advance of the CSC meeting. CONTRACTOR -will translate public-facing agenda to post on DISTRICT website according to the monthly timeline (public-facing agenda will be posted by DISTRICT at least two (2) calendar days prior to each CSC meeting). CONTRACTOR will prepare facilitation agenda in advance of the Dry-Run meeting. CONTRACTOR will coordinate the development of CSC planning meetings and take notes for those meetings. Stakeholders attending meetings to prepare for CSC meetings will include CSC Co-Chairs, MHCF, BVHPCA, and DISTRICT.

To support DISTRICT and Community Co-Leads' preparation for meetings, CONTRACTOR will send out meeting agendas, materials, and post-meeting summaries for the prior meeting to CSC members

three (3) to five (5) calendar days prior to each meeting, following review and approval by DISTRICT and Community Co-Lead partners, and follow up on any issues and/or tasks for the CSC meetings, as needed. CONTRACTOR will provide meeting notes to DISTRICT no later than one (1) week following each CSC meeting. Following approval by DISTRICT, CONTRACTOR will translate meetings notes and send those to DISTRICT to post on the webpage. During each CSC meeting, CONTRACTOR will administer a DISTRICT meeting survey evaluation to participants and provide survey result to Community Co-Leads and DISTRICT to gauge participant feedback and evaluate areas of improvement.

For CSC meetings, CONTRACTOR's hosting duties will include, but are not limited to, set-up, putting up signage, printing and setting out materials for CSC members, providing required materials, such as sticky pads, pads of paper, pens, projector, screen, and microphones. CSC meetings will be held either in-person or remotely, a decision that will be made by the Community Co-Leads, DISTRICT, and CSC Co-Chairs.

In addition to the CSC meetings, CONTRACTOR will support with scheduling, facilitating, taking notes, and creating Zoom meetings for up to two (2) monthly Sub-committee/ ad hoc meetings, upon DISTRICT request.

Deliverables:

- Copy of translations, developed agendas and other materials, meeting summaries/ notes, and any other meeting-related documents for planning meetings with DISTRICT and Community Co-Leads.
- Meeting plans, agendas, and other materials for meetings;
- Meeting notes, meeting sign-in sheets, and CSC meeting evaluations to be sent to DISTRICT within one (1) week following each CSC meeting;
- Spreadsheet to track CSC meeting and Co-Chair meeting attendance and monthly stipend/reimbursements;
- Attendance at sub-committee meetings;
- Monthly emails to CSC members with CSC meeting materials;
- Tracking CSC meeting deadlines, follow-up on any issues and/or tasks that arose from meetings, track "roadmap" progress.

Task 2. Coordinate logistics for Community Steering Committee meetings

CONTRACTOR will schedule meetings, create Zoom links, record meetings, and meet accessibility requirements, including but not limited to, live captioning meetings and creating meeting notes for the CSC meetings. Meeting recordings will be sent by CONTRACTOR to DISTRICT no later than two (2) calendar days following each CSC meeting. CSC meetings will be in the evening on business days, Monday to Friday.

CONTRACTOR will coordinate space rentals for the CSC and other related meetings (in-person or virtual, as needed), upon DISTRICT staff and Community Co-Leads' approval.

Upon DISTRICT's request, CONTRACTOR will translate agenda, presentation slides and other documents for each CSC meeting into Spanish, Chinese, and/or other languages requested by CSC members. CONTRACTOR will also procure two (2) simultaneous interpreters, as requested by DISTRICT

and Community Co-Leads. Interpretation services shall be for CSC meetings for up to 3 hours (minimum of a 2-hour meeting, plus 30 min in advance to test technology), and headsets rentals for in-person meetings, upon request.

CONTRACTOR will coordinate in-person childcare for in-person CSC meetings, as requested by CSC members and the public, to support full attendance and participation of CSC members who are parents/guardians.

To support full attendance and participation, CONTRACTOR will coordinate and provide local healthy food, refreshments, and water for in-person meetings. CONTRACTOR shall consult with the Community Co-Leads and DISTRICT prior to procuring food and refreshments.

Deliverables

- Secure location for in-person meetings in coordination with the DISTRICT, MHCF, and BVHPCA;
- Zoom links and records of meetings that meet accessibility requirements, including live captioning video recordings, translated meeting materials and in-meeting interpretation as needed; and
- Written meeting notes for each CSC meeting.
- Translations of monthly CSC meeting materials, as needed;
- Simultaneous interpretation for CSC meetings, upon request;
- Records for paid translation and interpretation services;
- Childcare for CSC meetings, upon request and accounting records for childcare payments for in-person meetings, if applicable;
- Food provision for CSC meetings and accounting records for food payments.

Task 3 Stipend and transportation reimbursement distribution for CSC members

CONTRACTOR will administer stipend payments to CSC members and coordinate annual tax forms (W-9) for up to twenty-five (25) eligible CSC members who are eligible and request to be compensated for their participation on the CSC. CSC members will be compensated at a rate of \$150 per meeting (an estimate based on \$75 per hour for accounting CSC members' attendance at a two-hour meeting). CONTRACTOR will distribute stipends on an invoice and reimbursement basis, at a maximum of \$750 per person, quarterly. Transportation reimbursement will be based on current Internal Revenue Service standard mileage rates, or on actual cost of other forms of transportation, as determined from Committee members providing receipts for other forms of transportation with a cap at \$25 per CSC member per month (The current standard mileage rate is 67 cents per mile). CONTRACTOR will track stipends and reimbursements and follow up with CSC members to ensure the processing of payments.

Deliverables

- Record of CSC stipends and travel reimbursements (can be included in monthly invoices)

Task 4. Capacity-building for CSC members and CERP development

CONTRACTOR will provide up to three (3) trainings for community members that support the content development of the CERP on topics such as the effective collaboration between government agencies and community residents and organizations; restorative justice and conflict resolution; community building and group dynamics; and community agreements for healthy and functional CSC operations. Additionally, CONTRACTOR may sub-contract with technical consultants, as determined and selected by

DISTRICT, MHCF, and BVHPCA, to provide technical analysis or assistance to inform the development of the CERP.

Deliverables

- Capacity building trainings delivered to CSC members.

Task 5. Reporting

CONTRACTOR will collect and provide information to California Air Resources Board (CARB) to meet CARB's reporting requirements two (2) times per year. Requirements include information on public meetings and jobs creation.

Deliverables

- Completed spreadsheet with data on jobs creation, and data detailing attendance at monthly CSC meetings and other public meetings and reported to CARB two (2) times per year.

Task 6. Staff Training

- A. CONTRACTOR agrees to complete a workplace training on preventing a hostile work environment (including illegal discrimination, harassment, and bullying). The training must either be provided by or approved by DISTRICT. Within sixty (60) days of execution of Amendment No. 2 to the Professional Services Contract between CONTRACTOR and DISTRICT (Contract Amendment), CONTRACTOR must provide the DISTRICT a certificate of completion or other proof of completion of the training for each employee who will regularly work with DISTRICT staff and/or CSC members. If additional employees are hired or assigned to regularly work with DISTRICT staff and/or CSC members after the Contract Amendment is executed, CONTRACTOR shall have sixty (60) days from the date of each employee's hiring or assignment to provide that employee's certificate of completion or other proof of completion. CONTRACTOR shall send the certificates of completion or other proof of completion to HR_Staff@baaqmd.gov.

Deliverables

- Certificate of completion or proof of completion emailed to HR_Staff@baaqmd.gov for each CONTRACTOR employee.

ATTACHMENT B-2

COST SCHEDULE

Labor Costs:

DISTRICT shall pay CONTRACTOR according to the hourly rate table below for labor costs related to services described in this Contract Scope of Work and up to the Not-to-Exceed (NTE) budget of \$370,889.00. Budget funds may be reallocated between tasks after CONTRACTOR receives written approval from DISTRICT via email prior to exceeding the budgeted amount for the task. Reallocation of budget funds may not result in exceeding the budget NTE. CONTRACTOR will submit monthly invoices for payment for the number of hours worked in the previous month, including the staff person and hourly rate by task and sub-task in accordance with Section 8 (“Payment”) of this Contract.

Labor: DISTRICT will pay CONTRACTOR for time spent completing the tasks outlined in the Scope of Work at the hourly rates by staff person and the labor budget in the following tables:

Role/ Title	Staff Name	Hourly Rate
Executive Director	Andrea Baker	\$277/hr
Project Manager	Marsha Maloof	\$200/hr
Program Manager	Yami Henry	\$135/hr
Assistant Project Manager	To be named	\$110/hr

Labor Costs Budget Table

Task	Description	Cost
1	Support Project Management, Planning and Execution of the CSC meetings	\$266,297.00
2	Coordinate logistics for CSC meetings	\$79,724.00
3	Stipend and transportation reimbursement distribution for CSC members	\$19,662.00
4	Capacity-building for CSC members and CERP development	\$400.00
5	Reporting	\$1,196.00
6	Staff Training	\$3,610
	LABOR TOTAL	\$370,889.00

Materials & Administrative Costs:

DISTRICT will pay CONTRACTOR for actual expenses incurred, up to a maximum of \$164,825 to cover all materials and incidentals necessary for CONTRACTOR to complete the tasks outlined in the Scope of Work in (including CONTRACTOR’s travel costs, venue rental, printing of meeting materials, audio-visual equipment, and refreshments for meetings), as well as to cover CONTRACTOR’s administrative costs in accordance with the Materials and Incidentals Budget table below. CONTRACTOR will invoice DISTRICT for the materials and administrative costs as they are incurred in accordance with Section 8 (“Payment”) of this Contract. Any changes to these amounts must be approved in writing by DISTRICT in advance.

Materials and Incidentals Budget Table

Anticipated Expenses & Fees for Reimbursement	Total Project Amount (22 CSC meetings)
Childcare	\$8,520.00
Food Catering + Delivery and Rental of Meeting Space	\$33,602.00
Stipends (including transportation reimbursements and bus rentals for CSC tours)	\$69,859.00
Translation and Interpretation	\$21,708.00
Miscellaneous Meeting Materials	\$16,136.00
Sub-contractors	\$15,000.00
Sub-total	\$164,825.00
Labor Costs Budget	\$370,889.00
Contract Total	\$535,714.00

Total cost of Contract not to exceed \$535,714.00.

BAY AREA AIR QUALITY MANAGEMENT DISTRICT

PROFESSIONAL SERVICES CONTRACT

CONTRACT NO. 2023.195

1. PARTIES – The parties to this Contract (“Contract”) are the Bay Area Air Quality Management District (“DISTRICT”) whose address is 375 Beale Street, Suite 600, San Francisco, CA 94105, and **En2action, Inc.** (“CONTRACTOR”) whose address is 1550 Evans Ave., San Francisco, CA 94124.

2. RECITALS
 - A. DISTRICT is the local agency with primary responsibility for regulating stationary source air pollution in the Bay Area Air Quality Management District in the State of California. DISTRICT is authorized to enter into this Contract under California Health and Safety Code Section 40701. DISTRICT desires to contract with CONTRACTOR for services described in the Scope of Work, attached hereto as Attachment A and made a part hereof by this reference. DISTRICT is entering into this Contract based on CONTRACTOR’s stated qualifications to perform the services.
 - B. All parties to this Contract have had the opportunity to have this contract reviewed by their attorney.

3. PERFORMANCE REQUIREMENTS
 - A. CONTRACTOR is authorized to do business in the State of California. CONTRACTOR attests that it is in good tax standing with federal and state tax authorities.
 - B. CONTRACTOR agrees to obtain any and all required licenses, permits, and all other appropriate legal authorizations from all applicable federal, state and local jurisdictions and to pay all applicable fees.
 - C. CONTRACTOR shall comply with all laws and regulations that apply to its performance under this Contract, including any requirements to disclose potential conflicts of interest under DISTRICT’s Conflict of Interest Code.
 - D. CONTRACTOR shall not engage in any performance of work during the term of this contract that is in direct or indirect conflict with duties and responsibilities set forth in the Scope of Work.
 - E. CONTRACTOR shall exercise the degree of skill and care customarily required by accepted professional practices and procedures.
 - F. CONTRACTOR shall ensure that any subcontractors, employees and agents performing under this Contract comply with the performance standards set forth in paragraphs A-E above.

4. TERM – The term of this Contract is from date of Contract execution to July 31, 2024, unless further extended by amendment of this Contract in writing and signed by both parties, or terminated earlier. CONTRACTOR shall not submit any invoice for services performed under this Contract until the Contract is fully executed.

5. TERMINATION

- A. The DISTRICT may terminate this Contract at any time, at will, and without specifying any reason, by notifying CONTRACTOR in writing. The notice of termination shall specify the effective date of termination, which shall be no less than thirty (30) calendar days from the date of delivery of the notice of termination, as set forth in section 10, below, and shall be delivered in accordance with the provisions of section 10 below. Immediately upon receipt of the notice of termination, CONTRACTOR shall cease all work under this Contract, except such work as is specified in the notice of termination. CONTRACTOR shall deliver a final invoice for all remaining work performed but not billed, including any work specified in the termination notice, on or before ten (10) business days following the effective date of termination.
- B. Either party may terminate this Contract for breach by the other party.
 - i) Failure to perform any agreement or obligation contained in this Contract or failure to perform the services in a satisfactory manner shall constitute a breach of the Contract.
 - ii) The non-breaching party may terminate the Contract by delivery of a written notice of breach. The notice of breach shall specify the date of termination, which shall be no earlier than ten (10) business days from delivery of the notice of breach. In the alternative, at its sole discretion, the non-breaching party may require the breaching party to cure the breach. The notice of breach shall specify the nature of the breach and the date by which such breach must be cured.
 - iii) If CONTRACTOR fails to perform any obligation under this Contract, DISTRICT, at its sole discretion, may perform, or cause the performance of, the obligation itself. In that event, DISTRICT shall deduct the costs to perform such obligation and any other costs to cure the breach from the payment otherwise due to CONTRACTOR for work performed under this Contract. DISTRICT's performance hereunder shall not be deemed a waiver or release of any obligation of, or default by, CONTRACTOR under this Contract.
 - iv) The notice of breach shall be provided in accordance with the notice requirements set forth in section 10.
 - v) The non-breaching party reserves all rights under law and equity to enforce this Contract and recover any damages.

6. INSURANCE

- A. CONTRACTOR shall maintain the following insurance:
 - i) Workers' compensation and employers' liability insurance as required by California law or other applicable statutory requirements.
 - ii) Occurrence-based commercial general liability insurance or equivalent form with a limit of not less than one million dollars (\$1,000,000) each occurrence. Such insurance shall include DISTRICT and its officers, agents, and employees as additional insureds and shall be primary with respect to any insurance maintained by DISTRICT.
 - iii) Business automobile liability insurance or equivalent form with a limit of not less than one million dollars (\$1,000,000) each accident. Such insurance shall include coverage for owned, hired, and non-owned vehicles. If CONTRACTOR is a sole proprietor, CONTRACTOR may meet this insurance requirement with personal automobile liability

insurance carrying a business use endorsement or by demonstrating to the satisfaction of DISTRICT that business use is covered under the CONTRACTOR's personal automobile liability insurance. A CONTRACTOR using only rental vehicles in performing work under this Contract may meet this insurance requirement by purchasing automobile liability insurance in the required coverage amount from the rental agency.

- iv) Professional liability insurance with limits not less than one million dollars (\$1,000,000) each claim.
- B. All insurance shall be placed with insurers acceptable to DISTRICT.
- C. Prior to commencement of work under this Contract, CONTRACTOR shall furnish properly-executed certificates of insurance for all required insurance. Upon request by DISTRICT, CONTRACTOR shall provide a complete copy of any required insurance policy. CONTRACTOR shall notify DISTRICT in writing thirty (30) days prior to cancellation or modification of any required insurance policy. Any such modifications are subject to pre-approval by DISTRICT.
- D. If CONTRACTOR fails to maintain the required insurance coverage set forth above, DISTRICT reserves the right either to purchase such additional insurance and deduct the cost thereof from any payments owed to CONTRACTOR or to terminate this Contract for breach.

7. INDEMNIFICATION

- A. CONTRACTOR shall indemnify and hold DISTRICT, its officers, employees and agents harmless from and against any and all liability, loss, expense, including reasonable attorneys' fees, or claims for injury or damages arising out of the performance of this Contract, but only in proportion to and to the extent such liability, loss, expense, attorneys' fees, or claims for injury or damages are caused by or result from the negligent or intentional acts or omissions of CONTRACTOR, its officers, agents, or employees.
- B. DISTRICT shall indemnify and hold CONTRACTOR, its officers, employees and agents harmless from and against any and all liability, loss, expense, including reasonable attorneys' fee, or claims for injury or damages arising out of the performance of this Contract, but only in proportion to and to the extent such liability, loss, expense, attorneys' fees, or claims for injury or damages are caused by or result from the negligent or intentional acts or omissions of DISTRICT, its officers, agents, or employees.

8. PAYMENT

- A. DISTRICT shall pay CONTRACTOR for services in accordance with the terms set forth in the Cost Schedule, which is attached hereto as Attachment B and incorporated herein by this reference.
- B. CONTRACTOR shall submit invoice(s) to DISTRICT for services performed. Each invoice shall specify the total cost of the services for which the invoice is submitted, shall reference tasks shown in the Scope of Work, the hours associated with same, or percentage completion thereof, and the amount of charge claimed, and, as appropriate, shall list any charges for equipment, material, supplies, travel, and subcontractors' services.
- C. DISTRICT's payment of invoices shall be subject to the following limitations and requirements:

- i) Each invoice, including supporting documentation, shall be prepared in duplicate on CONTRACTOR's letterhead; shall list DISTRICT's contract number, the period covered by the invoice, and the CONTRACTOR's Social Security Number or Federal Employer Identification Number; and shall be submitted to: Bay Area Air Quality Management District, 375 Beale Street, Suite 600, San Francisco, CA 94105, Attn: Contracts Manager.
 - ii) DISTRICT shall not pay interest, fees, handling charges, or the cost of money on the Contract.
 - iii) DISTRICT shall pay CONTRACTOR within thirty (30) calendar days after approval by DISTRICT of an itemized invoice.
- D. The total amount for which DISTRICT may be held liable for the performance of services specified in this Contract shall not exceed \$315,000.
9. DISPUTE RESOLUTION – A party that disputes a notice of breach must first seek mediation to resolve the dispute in accordance with the provisions set forth below.
- A. Upon receipt of a notice of breach of contract, the party may submit a demand for mediation to resolve whether or not a breach occurred. The party must state the basis of the dispute and deliver the demand within ten (10) business days of the date of receipt of the notice of breach.
 - B. The mediation shall take place at DISTRICT's office at 375 Beale Street, Suite 600, San Francisco, or at such other place as may be mutually agreed upon by the parties and the mediator.
 - C. The parties shall make good faith efforts to hold the mediation within thirty (30) days after receipt of the demand for mediation.
 - D. Each party shall bear its own mediation costs.
 - E. In the event the parties are unable to resolve the dispute, either party may file an action in a court of competent jurisdiction to enforce the Contract.
 - F. Maximum recovery under this section shall be limited to \$315,000. The mediation costs shall not reduce the maximum amount recoverable under this section.
10. NOTICES – All notices that are required under this Contract shall be provided in the manner set forth herein, unless specified otherwise. Notice to a party shall be delivered to the attention of the person listed below, or to such other person or persons as may hereafter be designated by that party in writing. Notice shall be in writing sent by e-mail, facsimile, or regular first class mail. In the case of e-mail and facsimile communications, valid notice shall be deemed to have been delivered upon sending, provided the sender obtained an electronic confirmation of delivery. E-mail and facsimile communications shall be deemed to have been received on the date of such transmission, provided such date was a business day and delivered prior to 4:00 p.m. pacific time. Otherwise, receipt of e-mail and facsimile communications shall be deemed to have occurred on the following business day. In the case of regular mail notice, notice shall be deemed to have been delivered on the mailing date and received five (5) business days after the date of mailing.

DISTRICT: Bay Area Air Quality Management District
375 Beale Street, Suite 600

San Francisco, CA 94105
Attn: Daniel Madrigal

CONTRACTOR: En2action, Inc.
1550 Evans Ave
San Francisco, CA 94124
Attn: Andrea Baker

11. ADDITIONAL PROVISIONS – All attachment(s) to this Contract are expressly incorporated herein by this reference and made a part hereof as though fully set forth.

12. EMPLOYEES OF CONTRACTOR
 - A. CONTRACTOR shall be responsible for the cost of regular pay to its employees, as well as cost of vacation leave, vacation replacements, sick leave, severance pay, and pay for legal holidays.
 - B. CONTRACTOR, its officers, employees, agents, or representatives shall not be considered employees or agents of DISTRICT, nor shall CONTRACTOR, its officers, employees, agents, or representatives be entitled to or eligible to participate in any benefits, privileges, or plans given or extended by DISTRICT to its employees.
 - C. CONTRACTOR shall assign those employees listed in the Cost Schedule to perform work under this Contract. CONTRACTOR shall not assign different employees to perform this work without the express written permission of DISTRICT, which DISTRICT will not unreasonably withhold.
 - D. DISTRICT reserves the right to review the credentials to perform the work of any of CONTRACTOR’s employees assigned herein and to disapprove CONTRACTOR’s assignments. CONTRACTOR warrants that it will not employ any subcontractor(s) without prior written approval from DISTRICT.

13. CONFIDENTIALITY – In order to carry out the purposes of this Contract, CONTRACTOR may require access to certain of DISTRICT’s confidential information (including trade secrets, inventions, confidential know-how, confidential business information, and other information that DISTRICT considers confidential) (collectively, “Confidential Information”). It is expressly understood and agreed that DISTRICT may designate in a conspicuous manner Confidential Information that CONTRACTOR obtains from DISTRICT, and CONTRACTOR agrees to:
 - A. Observe complete confidentiality with respect to such information, including, without limitation, agreeing not to disclose or otherwise permit access to such information by any other person or entity in any manner whatsoever, except that such disclosure or access shall be permitted to employees of CONTRACTOR requiring access in fulfillment of the services provided under this Contract.
 - B. Ensure that CONTRACTOR’s officers, employees, agents, representatives, and independent contractors are informed of the confidential nature of such information, and to assure by agreement or otherwise, that they are prohibited from copying or revealing, for any purpose whatsoever, the contents of such information or any part thereof, or from taking any action otherwise prohibited under this section.
 - C. Not use such information or any part thereof in the performance of services to others or

for the benefit of others in any form whatsoever, whether gratuitously or for valuable consideration, except as permitted under this Contract.

- D. Notify DISTRICT promptly and in writing of the circumstances surrounding any possession, use, or knowledge of such information, or any part thereof, by any person or entity other than those authorized by this section. Take, at CONTRACTOR's expense but at DISTRICT's option, and in any event under DISTRICT's control, any legal action necessary to prevent unauthorized use of such information by any third party or entity which has gained access to such information at least in part due to the fault of CONTRACTOR.
 - E. Take any and all other actions necessary or desirable to assure such continued confidentiality and protection of such information during the term of this Contract and following expiration or termination of the Contract.
 - F. Prevent access to such materials by a person or entity not authorized under this Contract.
 - G. Establish specific procedures in order to fulfill the obligations of this section.
14. INTELLECTUAL PROPERTY RIGHTS – Title and full ownership rights to all intellectual property developed under this Contract shall at all times remain with DISTRICT, unless otherwise agreed to in writing.
15. PUBLICATION
- A. DISTRICT shall approve in writing any report or other document prepared by CONTRACTOR in connection with performance under this Contract prior to dissemination or publication of such report or document to a third party. DISTRICT may waive in writing its requirement for prior approval.
 - B. Until approved by DISTRICT, any report or other document prepared by CONTRACTOR shall include on each page a conspicuous header, footer, or watermark stating "DRAFT – Not Reviewed or Approved by BAAQMD," unless DISTRICT has waived its requirement for prior approval pursuant to paragraph A of this section.
 - C. Information, data, documents, or reports developed by CONTRACTOR for DISTRICT pursuant to this Contract shall be part of DISTRICT's public record, unless otherwise indicated. CONTRACTOR may use or publish, at its own expense, such information, provided DISTRICT approves use of such information in advance. The following acknowledgment of support and disclaimer must appear in each publication of materials, whether copyrighted or not, based upon or developed under this Contract:

"This report was prepared as a result of work sponsored, paid for, in whole or in part, by the Bay Area Air Quality Management District (District). The opinions, findings, conclusions, and recommendations are those of the author and do not necessarily represent the views of the District. The District, its officers, employees, contractors, and subcontractors make no warranty, expressed or implied, and assume no legal liability for the information in this report."

- D. CONTRACTOR shall inform its officers, employees, and subcontractors involved in the performance of this Contract of the restrictions contained herein and shall require compliance with this section.

16. AUDIT / INSPECTION OF RECORDS – If this Contract exceeds \$10,000, pursuant to California Government Code Section 8546.7, all records, documents, conditions and activities of CONTRACTOR, and its subcontractors, related to the services provided hereunder, shall be subject to the examination and audit of the California State Auditor and other duly authorized agents of the State of California for a period of three (3) years after final payment under this Contract. CONTRACTOR hereby agrees to make such records available during normal business hours for inspection, audit, and reproduction by any duly authorized agents of the State of California or DISTRICT. CONTRACTOR further agrees to allow interviews of any of its employees who might reasonably have information related to such records by any duly authorized agents of the State of California or DISTRICT. All examinations and audits conducted under this section shall be strictly confined to those matters connected with the performance of this Contract, including, but not limited to, the costs of administering this Contract.
17. NON-DISCRIMINATION – In the performance of this Contract, CONTRACTOR shall not discriminate in its recruitment, hiring, promotion, demotion, and termination practices on the basis of race, religious creed, color, national origin, ancestry, sex, age, marital status, sexual orientation, medical condition, or physical or mental disability, and shall comply with the provisions of the California Fair Employment & Housing Act (Gov. Code, §§12900 et seq.), the Federal Civil Rights Act of 1964 (P.L. 88-352) and all amendments thereto, and all administrative rules and regulations issued pursuant to said Acts. CONTRACTOR shall also require each subcontractor performing work in connection with this Contract to comply with this section, and shall include in each contract with such subcontractor provisions to accomplish the requirements of this section.
18. PROPERTY AND SECURITY – Without limiting CONTRACTOR’S obligations with regard to security, CONTRACTOR shall comply with all the rules and regulations established by DISTRICT for access to and activity in and around DISTRICT’S premises.
19. ASSIGNMENT – No party shall assign, sell, license, or otherwise transfer any rights or obligations under this Contract to a third party without the prior written consent of the other party, and any attempt to do so shall be void upon inception.
20. WAIVER – No waiver of a breach, of failure of any condition, or of any right or remedy contained in or granted by the provisions of this Contract shall be effective unless it is in writing and signed by the party waiving the breach, failure, right, or remedy. No waiver of any breach, failure, right, or remedy shall be deemed a waiver of any other breach, whether or not similar, nor shall any waiver constitute a continuing waiver unless the writing so specifies. Further, the failure of a party to enforce performance by the other party of any term, covenant, or condition of this Contract, and the failure of a party to exercise any rights or remedies hereunder, shall not be deemed a waiver or relinquishment by that party to enforce future performance of any such terms, covenants, or conditions, or to exercise any future rights or remedies.
21. ATTORNEYS’ FEES – In the event any action is filed in connection with the enforcement or interpretation of this Contract, each party shall bear its own attorneys’ fees and costs.

22. FORCE MAJEURE – Neither DISTRICT nor CONTRACTOR shall be liable for or deemed to be in default for any delay or failure in performance under this Contract or interruption of services resulting, directly or indirectly, from acts of God, enemy or hostile governmental action, civil commotion, strikes, lockouts, labor disputes, fire or other casualty, judicial orders, governmental controls, regulations or restrictions, inability to obtain labor or materials or reasonable substitutes for labor or materials necessary for performance of the services, or other causes, except financial, that are beyond the reasonable control of DISTRICT or CONTRACTOR, for a period of time equal to the period of such force majeure event, provided that the party failing to perform notifies the other party within fifteen calendar days of discovery of the force majeure event, and provided further that that party takes all reasonable action to mitigate the damages resulting from the failure to perform. Notwithstanding the above, if the cause of the force majeure event is due to a party's own action or inaction, then such cause shall not excuse that party from performance under this Contract.
23. SEVERABILITY – If a court of competent jurisdiction holds any provision of this Contract to be illegal, unenforceable or invalid, in whole or in part, for any reason, the validity and enforceability of the remaining provisions, or portions of them, will not be affected.
24. HEADINGS – Headings on the sections and paragraphs of this Contract are for convenience and reference only, and the words contained therein, shall in no way be held to explain, modify, amplify, or aid in the interpretation, construction, or meaning of the provisions of this Contract.
25. COUNTERPARTS/FACSIMILES/SCANS – This Contract may be executed and delivered in any number of counterparts, each of which, when executed and delivered, shall be deemed an original, and all of which together shall constitute the same contract. The parties may rely upon a facsimile copy or scanned copy of any party's signature as an original for all purposes.
26. GOVERNING LAW – Any dispute that arises under or relates to this Contract shall be governed by California law, excluding any laws that direct the application of another jurisdiction's laws. Venue for resolution of any dispute that arises under or relates to this Contract, including mediation, shall be San Francisco, California.
27. ENTIRE CONTRACT AND MODIFICATION – This Contract represents the final, complete, and exclusive statement of the agreement between the parties related to CONTRACTOR providing services to DISTRICT, and supersedes all prior and contemporaneous understandings and agreements of the parties. No party has been induced to enter into this Contract by, nor is any party relying upon, any representation or warranty outside those expressly set forth herein. This Contract may only be amended by mutual agreement of the parties in writing and signed by both parties.
28. SURVIVAL OF TERMS – The provisions of sections 7 (Indemnification), 13 (Confidentiality), 14 (Intellectual Property Rights), and 15 (Publication) shall survive the expiration or termination of this Contract.

IN WITNESS WHEREOF, the parties to this Contract have caused this Contract to be duly executed on their behalf by their authorized representatives.

BAY AREA AIR QUALITY
MANAGEMENT DISTRICT

EN2ACTION, INC.

By: DocuSigned by:
Philip Fine _____
7314B577922A46A...
Philip M. Fine
Executive Officer/APCO

By: *Andrea Baker* _____
Andrea Baker
CEO/Executive Director

Date: 11/22/2023

Date: 11/15/2023

Approved as to form:
District Counsel

By: DocuSigned by:
Alexander Crockett 11/22/2023
6DC7110552B5451...
Alexander G. Crockett
District Counsel

ATTACHMENT A

SCOPE OF WORK

Background:

DISTRICT's Community Health Protection Program works to reduce community exposure to air pollutants by partnering with Bay Area Communities to plan and implement Assembly Bill (AB) 617 (C. Garcia, Chapter 136, Statutes of 2017). This community-driven initiative will employ proven and innovative strategies to improve community health by reducing exposure to air pollutants in neighborhoods most impacted by air pollution through a Community Emissions Reduction Plan (CERP). On February 23, 2023, the Bayview Hunters Point/ Southeast San Francisco was nominated by the California Air Resources Board as the Bay Area's newest AB 617 site for which a CERP will be developed.

DISTRICT is co-leading this effort with two community groups, the Marie Harrison Community Foundation (MHCF) and the Bayview Hunters Point Community Advocates (BVHPCA) (collectively, "Co-Leads"), and will establish a Community Steering Committee (CSC) in Bayview Hunters Point/ Southeast San Francisco that will direct the development of a CERP. The CSC will consist of residents from the affected community who will meet monthly and be responsible for developing the CERP within one to two years.

CONTRACTOR shall provide project management, administrative, meeting logistics, and facilitation advice to help ensure that action and collaboration between CSC members and government agencies leads to an efficient, productive, and engaging process to develop the CERP.

Task 1. Support Project Management, Planning and Execution of the CSC meetings

Task 1.1 Conduct project management for CSC Meetings and facilitate planning meetings

CONTRACTOR will conduct all administrative planning and tasks needed to ensure a seamless experience for CSC members during all CSC meetings and, additionally, shall provide project management services to meet deadlines for the meetings. CONTRACTOR will facilitate 2-4 monthly planning meetings as needed by the CSC, to discuss and share input to successfully develop CSC meeting agendas. One of the meetings will be a Dry-Run of the CSC meeting with Co-Leads and DISTRICT staff and other presenters, as needed, where the group will review the agenda and facilitation notes for that meeting, in advance of the CSC meeting. CONTRACTOR will develop public-facing and facilitation agendas in advance of the Dry-Run meeting. CONTRACTOR will coordinate the development of CSC planning meetings and take notes for those meetings. Stakeholders attending meetings to prepare for Steering Committee meetings will include MHCF, BVHPCA, and DISTRICT.

Deliverables:

- Copy of developed agendas and other materials, meeting summaries/ notes, and any other meeting-related documents for planning meetings with DISTRICT and Co-Leads.

Task 1.2. Administer, prepare for, and host CSC Meetings

To support DISTRICT and Co-Leaders preparation for meetings, CONTRACTOR will develop public-facing and facilitation agendas, send out meeting agendas and materials to Steering Committee members, and follow up on any issues and/or tasks for the Steering Committee meetings, as needed, and with Co-Leads and DISTRICT staff's consultation and approval. CONTRACTOR will create a draft of meeting notes for the Steering Committee meetings that will be reviewed by DISTRICT, MHCF, and BVHPCA.

CONTRACTOR shall send meeting agendas and materials to Steering Committee members three (3) to five (5) calendar days prior to each meeting and will post meeting information, agenda, slides, and any other meeting materials on DISTRICT's website at least two (2) calendar days prior to each CSC meeting. CONTRACTOR will provide meeting notes to DISTRICT for translation and posting on DISTRICT website no later than one (1) week following each CSC meeting. CONTRACTOR will develop a standard meeting survey evaluation to be shared during CSC meetings and collect responses to share with Co-Leads and DISTRICT after every CSC meeting to gauge participant feedback and areas of improvement. For CSC meetings, CONTRACTOR's hosting duties will include, but are not limited to, set-up, putting up signage, setting out materials for CSC members, providing required materials such sticky pads, pads of paper, pens, projector, screen, and microphones. CSC meetings will be held either in-person or remotely, a decision that will be made by the Co-Leads, DISTRICT, and CSC.

In addition to the CSC meetings, CONTRACTOR, upon DISTRICT request, will schedule, facilitate, and take notes at up to three (3) monthly Sub-committee meetings.

Deliverables:

- Meeting plans, agendas, and other materials for meetings; meeting notes; and meeting sign-in sheets and evaluations to be sent to DISTRICT within one (1) week following each CSC meeting;
- Spreadsheet to track follow-up on any issues and/or tasks that arose from meetings, track work plan progress, and attend sub-committee meetings;
- Monthly emails to CSC members with CSC meeting materials;
- Spreadsheets to track CSC meeting deadlines, follow-up on any issues and/or tasks that arose from meetings, track work plan progress;
- Consolidated responses from monthly meeting survey evaluation; and
- Copy of meeting evaluation survey and evaluation of survey responses.

Task 2. Coordinate logistics for Community Steering Committee meetings**Task 2.1 Secure meeting locations in the Bayview Hunters Point community and coordinate logistics for in-person and virtual Community Steering Committee meetings**

CONTRACTOR will schedule meetings, create Zoom links, record meetings, and meet accessibility requirements, including but not limited to, live captioning meetings and creating meeting notes for the Steering Committee meetings. Meeting recordings will be sent by CONTRACTOR to DISTRICT no later than two (2) calendar days following each Steering Committee meeting. CSC meetings will be in the evening on business days, Monday to Friday.

CONTRACTOR will coordinate space rentals for the Steering Committee and other related meetings (in-person or virtual, as needed), upon DISTRICT staff and Co-Leads' approval.

Deliverables

- Secure location for in-person meetings in coordination with the DISTRICT, MHCF, and BVHPCA;
- Zoom links and records of meetings that meet accessibility requirements, including live captioning video recordings, translated meeting materials and in-meeting interpretation; and
- Written summary and meeting notes for each CSC meeting.

Task 2.2. Materials translation and simultaneous interpretation into up to 3 languages (Chinese, Spanish, and others identified)

Upon DISTRICT's request, CONTRACTOR will translate agenda, presentation slides and other documents for each Steering Committee meeting into Spanish, Chinese, and/or other languages requested by CSC members. CONTRACTOR's translation services shall include translation of materials from English into Spanish, Chinese, and/or other languages requested by CSC members up to a total of 5,000 words per translation. CONTRACTOR will also obtain two (2) simultaneous interpreters, as requested by DISTRICT and Co-Leads, two same language interpreters needed for 2-hour meetings for up to 3 hours (minimum of a 2-hour meeting, plus 30 min in advance to test technology), and headsets rentals for in-person meetings, as needed.

Deliverables

- Translations of monthly steering committee meeting materials and other files, as needed;
- Simultaneous interpretation for CSC meetings; and
- Accounting records for translation and interpretation services.

Task 2.3 Childcare coordination

CONTRACTOR will coordinate the provision of in-person childcare for in-person CSC meetings, as requested by CSC members and the public, to support full attendance and participation of CSC members who are parents/guardians.

Deliverables

- Childcare for CSC meetings; and
- Accounting records for childcare payments.

Task 2.4 Food coordination

To support full attendance and participation, CONTRACTOR will coordinate local healthy food, refreshments, and water for in-person meetings or gift cards for food delivery (up to \$25 per person for either in-person or remote meetings). CONTRACTOR shall consult with the Co-Leads and DISTRICT prior to procuring food and refreshments.

Deliverables

- Food provision for CSC meetings; and
- Accounting records for food payments.

Task 3 Stipend and transportation reimbursement distribution for CSC members

CONTRACTOR will administer stipend payments to CSC members and coordinate annual tax forms (W-9) for up to twenty-five (25) eligible CSC members who are eligible and request to be compensated for their participation on the CSC. Steering Committee members will be compensated at a rate of \$150 per meeting (an estimate based on \$75 per hour for Accounting Steering Committee members' attendance at a two-hour meeting). CONTRACTOR will distribute stipends on an invoice and reimbursement basis, at a maximum of \$750 per person, quarterly. Transportation reimbursement will be based on current Internal Revenue Service standard mileage rates, or on actual cost of other forms of transportation, as determined from Committee members providing receipts for other forms of transportation with a cap at \$25 per CSC member per month (The current standard mileage rate is 65.5 cents per mile). CONTRACTOR will track stipends and reimbursements and follow up with Steering Committee members to ensure the processing of payments.

Deliverables

- Record of CSC stipends and travel reimbursements (can be included in monthly invoices); and
- Creation of a stipend tracking spreadsheet and transportation reimbursement form

Task 4. Capacity-building for CSC members and CERP development

CONTRACTOR will provide up to three (3) trainings for community members that support the content development of the CERP on topics such as the effective collaboration between government agencies and community residents and organizations; restorative justice and conflict resolution; community building and group dynamics; and community agreements for healthy and functional Steering Committee operations. Additionally, CONTRACTOR may sub-contract with technical consultants, as determined and selected by DISTRICT, MHCF, and BVHPCA, to provide technical analysis or assistance to inform the development of the CERP.

Deliverables

- Capacity building trainings delivered to CSC members.

Task 5. Miscellaneous

As requested by DISTRICT, MHCF, and BVHPCA, CONTRACTOR will provide additional resources or support to the Bayview Hunters Point/Southeast San Francisco AB 617 CERP process that are not accounted for in other tasks or that require additional funds.

Deliverables

- Monthly accounting records (can be included in monthly invoices).

Task 6. Reporting

CONTRACTOR will collect and provide information to California Air Resources Board (CARB) to meet CARB's reporting requirements two (2) times per year. Requirements include information on public meetings and jobs creation.

Deliverables

- Completed spreadsheet with data on jobs creation, and data detailing attendance at monthly CSC meetings and other public meetings and reported to CARB two (2) times per year.

ATTACHMENT B**COST SCHEDULE****Labor Costs:**

DISTRICT shall pay CONTRACTOR according to the hourly rate table below for labor costs related to services described in this Contract Scope of Work and up to the Not-to-Exceed (NTE) budget of \$164,600.00. Budget funds may be reallocated between tasks after CONTRACTOR receives written approval from DISTRICT via email prior to exceeding the budgeted amount for the task.

Reallocation of budget funds may not result in exceeding the budget NTE. CONTRACTOR will submit monthly invoices for payment for the number of hours worked in the previous month, including the staff person and hourly rate by task and sub-task in accordance with Section 8 (“Payment”) of this Contract.

Labor: DISTRICT will pay CONTRACTOR for time spent completing the tasks outlined in the Scope of Work at the hourly rates by staff person and the labor budget in the following tables:

Role/ Title	Staff Name	Hourly Rate
Executive Director	Andrea Baker	\$277/hr
Project Manager	Marsha Maloof	\$200/hr
Junior Project Manager	To be named	\$135/hr
Assistant Project Manager	To be named	\$110/hr

Labor Costs Budget Table

Task	Description	Cost
1	Support Project Management, Planning and Execution of the CSC meetings	
1.1	Conduct project management for CSC Meetings and facilitate planning meetings	\$72,450.50
1.2	Administer, prepare for, and host CSC Meetings	\$21,344.50
2	Coordinate logistics for Community Steering Committee meetings	
2.1	Secure meeting locations in the Bayview Hunters Point community and coordinate logistics for in-person Community Steering Committee meetings	\$9,595.75
2.2	Materials translation and simultaneous interpretation into up to 3 languages (Chinese, Spanish, and others identified)	\$11,245.75
2.3	Child Care Coordination	\$3,945.75
2.4	Food Coordination	\$11,885.75
3	Stipend and transportation reimbursement distribution for CSC members	\$15,820

4	Capacity-building for CSC members and CERP development	\$5,046.50
5	Miscellaneous	\$2,031
6	Reporting	\$11,234
	LABOR TOTAL	\$164,600.00

Materials & Administrative Costs:

DISTRICT will pay CONTRACTOR a for actual expenses incurred, up to a maximum of \$150,400.00 to cover all materials and incidentals necessary for CONTRACTOR to complete the tasks outlined in the Scope of work in (including CONTRACTOR's travel costs, venue rental, printing of meeting materials, audio-visual equipment, and refreshments for meetings), as well as to cover CONTRACTOR's administrative costs in accordance with the Materials and Incidentals Budget table below. CONTRACTOR will invoice DISTRICT for the materials and administrative costs as they are incurred in accordance with Section 8 ("Payment") of this Contract. Any changes to these amounts must be approved in writing by DISTRICT in advance.

Materials and Incidentals Budget Table

Anticipated Expenses & Fees for Reimbursement	Quantity	Rate	Total Project Amount
Childcare*	8 CSC meetings	\$1,000 per meeting	\$8,000.00
Food Catering + Delivery*	8 CSC meetings	\$1,000 per meeting	\$8,000.00
Rental of Meeting Space*	8 CSC Meetings + 8 Subcommittee Meetings (2 groups meet 4 times)	\$525 per meeting	\$8,400.00
Stipends*	20 2-hour meetings for 25 CSC members	stipends: \$75 per person per hour (2-hour meetings = \$3750.00 per steering committee meeting) Transportation reimbursement: 65.5 cents per mile and \$25	\$75,000.00 stipends total \$10,000 transportation reimbursements total

		cap reimbursement per person per meeting	
Translation *	Spanish and Chinese translation	\$0.25 per word \$700-\$2000 per meeting	\$16,000.00
Interpretation	8 meetings, 2 interpreters per language	\$1,000 per meeting	\$8,000.00
Sub-contractors			\$17,000.00
Sub-total			\$150,400.00
Labor Costs Budget			\$164,600.00
Contract Total			\$315,000.00

Total cost of Contract not to exceed \$315,000.00.

AMENDMENT NO. 1 TO
BAY AREA AIR QUALITY MANAGEMENT DISTRICT
CONTRACT NO. 2023.195

This amendment to the above-entitled contract (“Contract Amendment”) is dated, for reference purposes only, July 9, 2024.

RECITALS:

1. The Bay Area Air Quality Management District (“DISTRICT”) and **En2action, Inc.** (“CONTRACTOR”) (hereinafter referred to as the “PARTIES”) entered into the above-entitled contract for project management, administrative, meeting logistics, and facilitation services to aid DISTRICT’s Community Health Protection Program (the “Contract”), which Contract was executed on behalf of CONTRACTOR on November 15, 2023, and on behalf of DISTRICT on November 22, 2023.
2. The PARTIES seek to amend the term, Scope of Work and Cost Schedule to the Contract because the DISTRICT seeks to update the services from CONTRACTOR prescribed in the Contract and CONTRACTOR desires to provide those updated services.
3. In accordance with Section 27 of the Contract, DISTRICT and CONTRACTOR desire to amend the above-entitled Contract as follows:

TERMS AND CONDITIONS OF CONTRACT AMENDMENT:


1. By this Contract Amendment, DISTRICT and CONTRACTOR amend Section 4, “Term.” The term of the Contract shall be extended so that the termination date of the Contract is now October 31, 2024.
2. By this Contract Amendment, DISTRICT and CONTRACTOR replace Attachment A, Scope of Work, with the attached “Attachment A-1, Scope of Work” and agree that all references in the Contract to Attachment A shall be deemed to refer to Attachment A-1, Scope of Work.
3. By this Contract Amendment, DISTRICT and CONTRACTOR replace Attachment B, Cost Schedule, with the attached “Attachment B-1, Cost Schedule” and agree that all references in the Contract to Attachment B shall be deemed to refer to Attachment B-1, Cost Schedule.
4. DISTRICT and CONTRACTOR agree that all other terms and conditions of the Contract shall remain in full force and effect.

IN WITNESS WHEREOF, the PARTIES have caused this Contract Amendment to be duly executed on their behalf by their authorized representatives.

BAY AREA AIR QUALITY
MANAGEMENT DISTRICT

EN2ACTION, INC.

By: ^{DocuSigned by:}
Arsenio Mataka
BE9861765C5C44E...
Philip M. Fine
Executive Officer/APCO

By: 
Andrea Baker
CEO/Executive Director

Date: 8/13/2024

Date: July 19, 2024

Approved as to form:

By: ^{DocuSigned by:}
Alexander Crockett 7/24/2024
6DC7110552B5451...
Alexander G. Crockett
General Counsel

ATTACHMENT A-1

SCOPE OF WORK

Background:

DISTRICT’s Community Health Protection Program works to reduce community exposure to air pollutants by partnering with Bay Area Communities to plan and implement Assembly Bill (AB) 617 (C. Garcia, Chapter 136, Statutes of 2017). This community-driven initiative will employ proven and innovative strategies to improve community health by reducing exposure to air pollutants in neighborhoods most impacted by air pollution through a Community Emissions Reduction Plan (CERP). On February 23, 2023, the Bayview Hunters Point/ Southeast San Francisco was nominated by the California Air Resources Board as the Bay Area’s newest AB 617 site for which a CERP will be developed.

DISTRICT is co-leading this effort with two community groups, the Marie Harrison Community Foundation (MHCF) and the Bayview Hunters Point Community Advocates (BVHPCA) (collectively, “Co-Leads”), and will establish a Community Steering Committee (CSC) in Bayview Hunters Point/ Southeast San Francisco that will direct the development of a CERP. The CSC will consist of residents from the affected community who will meet monthly and be responsible for developing the CERP within one to two years.

CONTRACTOR shall provide project management, administrative, meeting logistics, and facilitation advice to help ensure that action and collaboration between CSC members and government agencies leads to an efficient, productive, and engaging process to develop the CERP.

Task 1. Support Project Management, Planning and Execution of the CSC meetings

Task 1.1 Conduct project management for CSC Meetings and facilitate planning meetings

CONTRACTOR will conduct all administrative planning and tasks needed to ensure a seamless experience for CSC members during all CSC meetings and, additionally, shall provide project management services to meet deadlines for the meetings. CONTRACTOR will facilitate 2-4 monthly planning meetings as needed by the CSC, to discuss and share input to successfully develop CSC meeting agendas. One of the meetings will be a Dry-Run of the CSC meeting with Co-Leads and DISTRICT staff and other presenters, as needed, where the group will review the agenda and facilitation notes for that meeting, in advance of the CSC meeting. CONTRACTOR will develop public-facing and facilitation agendas in advance of the Dry-Run meeting. CONTRACTOR will coordinate the development of CSC planning meetings and take notes for those meetings. Stakeholders attending meetings to prepare for Steering Committee meetings will include MHCF, BVHPCA, and DISTRICT.

Deliverables:

- Copy of developed agendas and other materials, meeting summaries/ notes, and any other meeting-related documents for planning meetings with DISTRICT and Co-Leads.

Task 1.2. Administer, prepare for, and host CSC Meetings

To support DISTRICT and Co-Leaders preparation for meetings, CONTRACTOR will develop public-facing and facilitation agendas, send out meeting agendas and materials to Steering Committee members, and

follow up on any issues and/or tasks for the Steering Committee meetings, as needed, and with Co-Leads and DISTRICT staff’s consultation and approval. CONTRACTOR will create a draft of meeting notes for the Steering Committee meetings that will be reviewed by DISTRICT, MHCF, and BVHPCA. CONTRACTOR shall send meeting agendas and materials to Steering Committee members three (3) to five (5) calendar days prior to each meeting and will post meeting information, agenda, slides, and any other meeting materials on DISTRICT’s website at least two (2) calendar days prior to each CSC meeting. CONTRACTOR will provide meeting notes to DISTRICT for translation and posting on DISTRICT website no later than one (1) week following each CSC meeting. CONTRACTOR will develop a standard meeting survey evaluation to be shared during CSC meetings and collect responses to share with Co-Leads and DISTRICT after every CSC meeting to gauge participant feedback and areas of improvement. For CSC meetings, CONTRACTOR’s hosting duties will include, but are not limited to, set-up, putting up signage, setting out materials for CSC members, providing required materials such sticky pads, pads of paper, pens, projector, screen, and microphones. CSC meetings will be held either in-person or remotely, a decision that will be made by the Co-Leads, DISTRICT, and CSC.

In addition to the CSC meetings, CONTRACTOR, upon DISTRICT request, will schedule, facilitate, and take notes at up to three (3) monthly Sub-committee meetings.

Deliverables:

- Meeting plans, agendas, and other materials for meetings; meeting notes; and meeting sign-in sheets and evaluations to be sent to DISTRICT within one (1) week following each CSC meeting;
- Spreadsheet to track follow-up on any issues and/or tasks that arose from meetings, track work plan progress, and attend sub-committee meetings;
- Monthly emails to CSC members with CSC meeting materials;
- Spreadsheets to track CSC meeting deadlines, follow-up on any issues and/or tasks that arose from meetings, track work plan progress;
- Consolidated responses from monthly meeting survey evaluation; and
- Copy of meeting evaluation survey and evaluation of survey responses.

Task 2. Coordinate logistics for Community Steering Committee meetings

Task 2.1 Secure meeting locations in the Bayview Hunters Point community and coordinate logistics for in-person and virtual Community Steering Committee meetings

CONTRACTOR will schedule meetings, create Zoom links, record meetings, and meet accessibility requirements, including but not limited to, live captioning meetings and creating meeting notes for the Steering Committee meetings. Meeting recordings will be sent by CONTRACTOR to DISTRICT no later than two (2) calendar days following each Steering Committee meeting. CSC meetings will be in the evening on business days, Monday to Friday.

CONTRACTOR will coordinate space rentals for the Steering Committee and other related meetings (in-person or virtual, as needed), upon DISTRICT staff and Co-Leads’ approval.

Deliverables

- Secure location for in-person meetings in coordination with the DISTRICT, MHCF,

- and BVHPCA;
- Zoom links and records of meetings that meet accessibility requirements, including live captioning video recordings, translated meeting materials and in-meeting interpretation; and
- Written summary and meeting notes for each CSC meeting.

Task 2.2. Materials translation and simultaneous interpretation into up to 3 languages (Chinese, Spanish, and others identified)

Upon DISTRICT’s request, CONTRACTOR will translate agenda, presentation slides and other documents for each Steering Committee meeting into Spanish, Chinese, and/or other languages requested by CSC members. CONTRACTOR’s translation services shall include translation of materials from English into Spanish, Chinese, and/or other languages requested by CSC members up to a total of 5,000 words per translation. CONTRACTOR will also obtain two (2) simultaneous interpreters, as requested by DISTRICT and Co-Leads, two same language interpreters needed for 2-hour meetings for up to 3 hours (minimum of a 2-hour meeting, plus 30 min in advance to test technology), and headsets rentals for in-person meetings, as needed.

Deliverables

- Translations of monthly steering committee meeting materials and other files, as needed;
- Simultaneous interpretation for CSC meetings; and
- Accounting records for translation and interpretation services.

Task 2.4 Food coordination

To support full attendance and participation, CONTRACTOR will coordinate local healthy food, refreshments, and water for in-person meetings or gift cards for food delivery (up to \$25 per person for either in-person or remote meetings). CONTRACTOR shall consult with the Co-Leads and DISTRICT prior to procuring food and refreshments.

Deliverables

- Food provision for CSC meetings; and
- Accounting records for food payments.

Task 3 Stipend and transportation reimbursement distribution for CSC members

CONTRACTOR will administer stipend payments to CSC members and coordinate annual tax forms (W-9) for up to twenty-five (25) eligible CSC members who are eligible and request to be compensated for their participation on the CSC. Steering Committee members will be compensated at a rate of \$150 per meeting (an estimate based on \$75 per hour for Accounting Steering Committee members’ attendance at a two- hour meeting). CONTRACTOR will distribute stipends on an invoice and reimbursement basis, at a maximum of \$750 per person, quarterly. Transportation reimbursement will be based on current Internal Revenue Service standard mileage rates, or on actual cost of other forms of transportation, as determined from Committee members providing receipts for other forms of transportation with a cap at \$25 per CSC member per month (The current standard mileage rate is 65.5 cents per mile). CONTRACTOR will track stipends and reimbursements and follow up with Steering

Committee members to ensure the processing of payments.

Deliverables

- Record of CSC stipends and travel reimbursements (can be included in monthly invoices); and
- Creation of a stipend tracking spreadsheet and transportation reimbursement form

Task 4. Capacity-building for CSC members and CERP development

CONTRACTOR will provide up to three (3) trainings for community members that support the content development of the CERP on topics such as the effective collaboration between government agencies and community residents and organizations; restorative justice and conflict resolution; community building and group dynamics; and community agreements for healthy and functional Steering Committee operations. Additionally, CONTRACTOR may sub-contract with technical consultants, as determined and selected by DISTRICT, MHCF, and BVHPCA, to provide technical analysis or assistance to inform the development of the CERP.

Deliverables

- Capacity building trainings delivered to CSC members.

Task 5. [RESERVED]

Task 6. Reporting

CONTRACTOR will collect and provide information to California Air Resources Board (CARB) to meet CARB's reporting requirements two (2) times per year. Requirements include information on public meetings and jobs creation.

Deliverables

- Completed spreadsheet with data on jobs creation, and data detailing attendance at monthly CSC meetings and other public meetings and reported to CARB two (2) times per year.

ATTACHMENT B-1

COST SCHEDULE

Labor Costs:

DISTRICT shall pay CONTRACTOR according to the hourly rate table below for labor costs related to services described in this Contract Scope of Work and up to the Not-to-Exceed (NTE) budget of \$207,500.00. Budget funds may be reallocated between tasks after CONTRACTOR receives written approval from DISTRICT via email prior to exceeding the budgeted amount for the task. Reallocation of budget funds may not result in exceeding the budget NTE. CONTRACTOR will submit monthly invoices for payment for the number of hours worked in the previous month, including the staff person and hourly rate by task and sub-task in accordance with Section 8 (“Payment”) of this Contract.

Labor: DISTRICT will pay CONTRACTOR for time spent completing the tasks outlined in the Scope of Work at the hourly rates by staff person and the labor budget in the following tables:

Role/ Title	Staff Name	Hourly Rate
Executive Director	Andrea Baker	\$277/hr
Project Manager	Marsha Maloof	\$200/hr
Junior Project Manager	To be named	\$135/hr
Assistant Project Manager	To be named	\$110/hr

Labor Costs Budget Table

Task	Description	Cost
1	Support Project Management, Planning and Execution of the CSC meetings	
1.1	Conduct project management for CSC Meetings and facilitate planning meetings	\$102,280.50
1.2	Administer, prepare for, and host CSC Meetings	\$48,056.63
2	Coordinate logistics for Community Steering Committee meetings	
2.1	Secure meeting locations in the Bayview Hunters Point community and coordinate logistics for in-person Community Steering Committee meetings	\$26,101.13
2.2	Materials translation and simultaneous interpretation into up to 3 languages (Chinese, Spanish, and others identified)	\$10,629.00
2.4	Food Coordination	\$5,598.35
3	Stipend and transportation reimbursement distribution for CSC members	\$13,446.90
4	Capacity-building for CSC members and CERP development	\$400.00

6	Reporting	\$987.50
	LABOR TOTAL	\$207,500.00

Materials & Administrative Costs:

DISTRICT will pay CONTRACTOR a for actual expenses incurred, up to a maximum of \$107,500.00 to cover all materials and incidentals necessary for CONTRACTOR to complete the tasks outlined in the Scope of work in (including CONTRACTOR’s travel costs, venue rental, printing of meeting materials, audio-visual equipment, and refreshments for meetings), as well as to cover CONTRACTOR’s administrative costs in accordance with the Materials and Incidentals Budget table below. CONTRACTOR will invoice DISTRICT for the materials and administrative costs as they are incurred in accordance with Section 8 (“Payment”) of this Contract. Any changes to these amounts must be approved in writing by DISTRICT in advance.

Materials and Incidentals Budget Table

Anticipated Expenses & Fees for Reimbursement	Quantity	Rate	Total Project Amount
Childcare*	10 CSC meetings	\$300 per meeting	\$3,000.00
Food Catering + Delivery*	10 CSC meetings	\$1,000 per meeting	\$10,000.00
Rental of Meeting Space*	10 CSC Meetings	\$400 per meeting	\$9,000.00
Stipends*	10 2.5-hour meetings for 20-25 CSC members	\$5,500 monthly stipends	\$50,000.00 stipends total
	20-25 hours for Co-Chairs and Subcommittee stipends	(\$3,750 per monthly CSC meeting and \$1,750 for monthly Co-Chair and Subcommittee stipends)	
		\$50 for monthly transportation reimbursement	\$500 for total transportation reimbursements

Translation *	Spanish and Chinese translations for 10 CSC meetings	\$0.25 per word \$700 -\$2000 per meeting	\$9,000
Interpretation	10 meetings, 2 interpreters per language	\$300 per meeting	\$3,000
Miscellaneous Meeting Materials	10 CSC meetings	\$900 in materials per meeting	\$9,000
Sub-contractors			\$14,000.00
Sub-total			\$107,500.00
Labor Costs Budget			\$207,500.00
Contract Total			\$315,000.00

Total cost of Contract not to exceed \$315,000.00.

BAY AREA AIR QUALITY MANAGEMENT DISTRICT

Memorandum

To: Chairperson Davina Hurt and Members
of the Board of Directors

From: Philip M. Fine
Executive Officer/APCO

Date: October 2, 2024

Re: Authorization to Amend the Master Services Agreement with Just Cities, LLC for Continued Support of the East Oakland AB 617 Community Steering Committee and Community Emissions Reduction Plan Process

RECOMMENDED ACTION

Authorize the Executive Officer/APCO to execute an amendment to the Master Services Agreement with Just Cities, LLC (Contract No. 2022.102) to:

1. Increase the total not-to-exceed dollar amount of the agreement by \$435,097 from \$620,000 to \$1,055,097; and
2. Extend the contract end date from August 31, 2024, to September 30, 2025.

The purpose of this amendment is to fund ongoing facilitation and administrative support, research, community engagement, and document production support for the East Oakland AB 617 Community Emissions Reduction Plan (CERP) process.

BACKGROUND

Following many years of community advocacy, on February 10, 2022, the California Air Resources Board (CARB) selected East Oakland as the third Bay Area community to develop a Community Emissions Reduction Plan (CERP), with the support of the Air District’s Board of Directors and East Oakland community organizations and residents. The Air District partnered with Communities for a Better Environment (CBE) throughout the CERP nomination and designation process for East Oakland and then entered into a Co-Lead partnership to establish and convene the East Oakland Community Steering Committee (CSC) to guide the development of a CERP that addresses air quality and environmental justice issues in East Oakland.

In May 2022, the Air District, with CBE’s support, contracted with Just Cities, LLC (Just Cities) to provide facilitation, administrative, training, and logistics support to the CSC. Just Cities was selected through a Request for Qualifications (RFQ No. 2021-014) for Community Engagement Support and Facilitation Services, completed in early 2022. Along with ten other firms, Just Cities was selected to provide community engagement, logistics, and facilitation support for meetings and workshops for the Air District’s online, hybrid, and in-person meetings.

Just Cities is a racial equity planning firm with experience supporting government agencies in planning efforts that empower and uplift communities suffering from the disparate impacts of disinvestment and pollution. The firm has staff experienced in designing, forming, implementing, and operating community steering committees involved in land use planning processes. Just Cities provided support to convene the first CSC meeting in September 2022 and continues to provide community engagement, logistics, and facilitation support for the Air District’s meetings.

DISCUSSION

Through the proposed Master Services Agreement (MSA) amendment, Air District staff seek to continue providing administrative and facilitation support for the CSC. Air District staff recognize Just Cities' support is vital to adhering to the CARB-approved timeline for completing the planning process to draft the East Oakland CERP. This past February, the Just Cities team helped the Air District and CBE successfully transition the CSC meetings to a hybrid, in-person/online format. The transition was supported by the CSC and intended to help improve accessibility and engagement.

Air District staff also seek to expand Just Cities' role to support research and development of CERP strategies and policies and assist with producing the final CERP document. As part of the development of the CERP strategies, Just Cities will work with Air District staff and CBE to engage the CSC meaningfully and ensure the CSC's vision and priorities are reflected in the final strategies. In addition, Just Cities has experience creating similar planning documents and community-accessible materials in Oakland and other Bay Area communities that were developed through engaging environmental justice communities. Air District staff want to utilize their expertise and advice to ensure the final document is accessible to the community.

BUDGET CONSIDERATION/FINANCIAL IMPACT

Funding for the increased amount is included in the Fiscal Year End 2025 budget for Program 617.

Respectfully submitted,

Philip M. Fine
Executive Officer/APCO

Prepared by: Anna Lee
Reviewed by: Aneesh Rana

ATTACHMENTS:

1. Draft Amendment No. 4 Contract No. 2022.102 Just Cities, LLC
2. Executed Master Services Contract No. 2022.102 Just Cities, LLC
3. Amendment No. 1 Contract No. 2022.102 Just Cities, LLC
4. Amendment No. 2 Contract No. 2022.102 Just Cities, LLC
5. Amendment No. 3 Contract No. 2022.102 Just Cities, LLC

AMENDMENT NO. 4 TO
BAY AREA AIR QUALITY MANAGEMENT DISTRICT
CONTRACT NO. 2022.102

This amendment to the above-entitled contract (“Contract Amendment”) is dated, for reference purposes only, September 12, 2024.

RECITALS:

1. The Bay Area Air Quality Management District (“DISTRICT”) and **Just Cities, LLC** (“CONTRACTOR”) (hereinafter referred to as the “PARTIES”) entered into the above-entitled contract for services to provide community engagement and facilitation support to the DISTRICT (the “Contract”), which Contract was executed on behalf of CONTRACTOR on April 25, 2022, and on behalf of DISTRICT on May 4, 2022.
2. The PARTIES entered into Amendment No. 1 to the Contract, dated September 15, 2022, for reference purposes only, to amend the total cost of the Contract and to amend Task Order No. 1 executed under the Contract.
3. The PARTIES entered into Amendment No. 2 to the Contract, dated July 28, 2023, for reference purposes only, to amend the term and total cost of the Contract.
4. The PARTIES entered into Amendment No. 3 to the Contract, dated July 29, 2024, for reference purposes only, to extend the term of the Contract.
5. The PARTIES seek to amend the term and total cost of the Contract because DISTRICT seeks to continue receiving services from CONTRACTOR prescribed in the Contract, and CONTRACTOR desires to continue to provide those services.
6. The PARTIES additionally seek to update the Performance Requirements to update and clarify CONTRACTOR’s responsibilities under the Contract.
7. In accordance with Section 29 of the Contract, DISTRICT and CONTRACTOR amend the above-entitled Contract as follows:

TERMS AND CONDITIONS OF CONTRACT AMENDMENT:

1. By this Contract Amendment, DISTRICT and CONTRACTOR replace Section 4, “Performance Requirements” with the following:

- A. CONTRACTOR is authorized to do business in the State of California. CONTRACTOR attests that it is in good tax standing with federal and state tax authorities.
 - B. CONTRACTOR agrees to obtain any and all required licenses, permits, and all other appropriate legal authorizations from all applicable federal, state and local jurisdictions and pay all applicable fees.
 - C. CONTRACTOR shall comply with all laws and regulations that apply to its performance under this Contract, including any requirements to disclose potential conflicts of interest under DISTRICT's Conflict of Interest Code.
 - D. CONTRACTOR shall not engage in any performance of work during the term of this contract that is in direct or indirect conflict with duties and responsibilities set forth in the Scope of Work.
 - E. CONTRACTOR shall exercise the degree of skill and care customarily required by accepted professional practices and procedures.
 - F. CONTRACTOR agrees to complete a workplace training on preventing a hostile work environment (including illegal discrimination, harassment, and bullying). The training must either be provided by or approved by DISTRICT. Within sixty (60) days of execution of this Contract, CONTRACTOR must provide the DISTRICT a certificate of completion or other proof of completion of the training for each employee who will regularly work with DISTRICT staff and/or Community Steering Committee members. If additional employees are hired or assigned to regularly work with DISTRICT staff and/or Community Steering Committee members after this Contract is executed, CONTRACTOR shall have sixty (60) days from the date of each employee's hiring or assignment to provide that employee's certificate of completion or other proof of completion. CONTRACTOR shall send the certificates of completion or other proof of completion to HR_Staff@baaqmd.gov.
 - G. CONTRACTOR understands and recognizes that the AB 617 community emissions reduction program development process requires a partnership between the DISTRICT, its contractors, and Community Steering Committee members. CONTRACTOR agrees to collaboratively partner with the DISTRICT to effectuate the objectives and requirements of AB 617.
 - H. CONTRACTOR shall ensure that any subcontractors, employees and agents performing under this Contract comply with the performance standards set forth in paragraphs A-G above.
2. By this Contract Amendment, DISTRICT and CONTRACTOR amend Section 5, "Term." The term of the Contract shall be extended so that the termination date of the Contract is now September 30, 2025.
 3. By this Contract Amendment, DISTRICT and CONTRACTOR amend Paragraph C of Section 9, "Agreement to Provide Services," of the Contract to replace "\$620,000" with "\$1,055,097."

4. DISTRICT and CONTRACTOR agree that all other terms and conditions of the Contract shall remain in full force and effect.

IN WITNESS WHEREOF, the PARTIES have caused this Contract Amendment to be duly executed on their behalf by their authorized representatives.

BAY AREA AIR QUALITY
MANAGEMENT DISTRICT

JUST CITIES, LLC

By: _____
Philip M. Fine
Executive Officer/APCO

By: _____
Margaretta Lin
Managing Director

Date: _____

Date: _____

Approved as to form:

By: _____
Alexander G. Crockett
General Counsel

BAY AREA AIR QUALITY MANAGEMENT DISTRICT

MASTER SERVICES CONTRACT

CONTRACT NO. 2022.102

1. **PARTIES** – The parties to this Contract (“Contract”) are the Bay Area Air Quality Management District (“DISTRICT”) whose address is 375 Beale Street, Suite 600, San Francisco, CA 94105, and **Just Cities, LLC** (“CONTRACTOR”) whose address is 2150 Allston Way, Suite 340, Berkeley CA 94704.

2. **RECITALS**
 - A. DISTRICT is the local agency with primary responsibility for regulating stationary source air pollution in the Bay Area Air Quality Management District in the State of California. DISTRICT is authorized to enter into this Contract under California Health and Safety Code Section 40701. DISTRICT desires to contract with CONTRACTOR for Services as defined herein. DISTRICT is entering into this Contract based on CONTRACTOR’s stated qualifications to perform the Services.
 - B. All parties to this Contract have had the opportunity to have this contract reviewed by their attorney.

3. **DEFINITIONS**
 - A. “Purchase Order” shall mean the written or electronic document used by DISTRICT to track payments to CONTRACTOR under this Contract.
 - B. “Services” shall mean the services to be provided by CONTRACTOR hereunder as generally described in the General Description of Services, attached hereto as Attachment A and made a part hereof by this reference, and as specifically described in Task Orders issued pursuant to this Contract.
 - C. “Task Order” shall mean a written request by DISTRICT for specific services to be performed by CONTRACTOR.

4. **PERFORMANCE REQUIREMENTS**
 - A. CONTRACTOR is authorized to do business in the State of California. CONTRACTOR attests that it is in good tax standing with federal and state tax authorities.
 - B. CONTRACTOR agrees to obtain any and all required licenses, permits, and all other appropriate legal authorizations from all applicable federal, state and local jurisdictions and pay all applicable fees.
 - C. CONTRACTOR shall comply with all laws and regulations that apply to its performance under this Contract, including any requirements to disclose potential conflicts of interest under DISTRICT’s Conflict of Interest Code.
 - D. CONTRACTOR shall not engage in any performance of work during the term of this contract that is in direct or indirect conflict with duties and responsibilities set forth in the Scope of Work.
 - E. CONTRACTOR shall exercise the degree of skill and care customarily required by accepted professional practices and procedures.
 - F. CONTRACTOR shall ensure that any subcontractors, employees and agents performing under this Contract comply with the performance standards set forth in paragraphs A-E above.

5. TERM – The term of this Contract is from May 1, 2022 to June 30, 2024, unless further extended by amendment of this Contract in writing, or terminated earlier. CONTRACTOR shall not submit any invoice for services performed under this Contract until the Contract is fully executed.

6. TERMINATION

- A. The DISTRICT may terminate this Contract at any time, at will, and without specifying any reason, by notifying CONTRACTOR in writing. The notice of termination shall specify the effective date of termination, which shall be no less than thirty (30) calendar days from the date of delivery of the notice of termination, and shall be delivered in accordance with the provisions of section 13 below. Immediately upon receipt of the notice of termination, CONTRACTOR shall cease all services under this Contract, except such services as are specified in the notice of termination. CONTRACTOR shall deliver a final invoice for all remaining services performed but not billed, including any services specified in the termination notice, on or before ten (10) business days following the termination date.
- B. Either party may terminate this Contract for breach by the other party.
- i) Failure to perform any agreement or obligation contained in this Contract or failure to complete the services in a satisfactory manner shall constitute a breach of the Contract.
 - ii) The non-breaching party may terminate the Contract by delivery of a written notice of breach. The notice of breach shall specify the date of termination, which shall be no earlier than ten (10) business days from delivery of the notice of breach. In the alternative, at its sole discretion, the non-breaching party may require the breaching party to cure the breach. The notice of breach shall specify the nature of the breach and the date by which such breach must be cured.
 - iii) If CONTRACTOR fails to perform any obligation under this Contract, DISTRICT at its sole discretion, may perform, or cause the performance, of the obligation itself. In that event, DISTRICT shall deduct the costs to perform such obligation and any other costs to cure the breach from the payment otherwise due to CONTRACTOR for work performed under this Contract. DISTRICT's performance hereunder shall not be deemed a waiver or release of any obligation of, or default by, CONTRACTOR under this Contract.
 - iv) The notice of breach shall be provided in accordance with the notice requirements set forth in section 13.
 - v) The non-breaching party reserves all rights under law and equity to enforce this Contract and recover any damages.

7. INSURANCE

- A. CONTRACTOR shall maintain the following insurance:
- i) Workers' compensation and employers' liability insurance as required by California law or other applicable statutory requirements.
 - ii) Occurrence-based commercial general liability insurance or equivalent form with a limit of not less than one million dollars (\$1,000,000) each occurrence. Such insurance shall include DISTRICT and its officers, agents, and employees as additional insureds and shall be primary with respect to any insurance maintained by DISTRICT.
 - iii) Business automobile liability insurance or equivalent form with a limit of not less than one million dollars (\$1,000,000) each accident. Such insurance shall include coverage for owned, hired, and non-owned vehicles. If CONTRACTOR is a sole proprietor, CONTRACTOR may meet this insurance requirement with personal automobile liability insurance carrying a business use endorsement or by demonstrating to the satisfaction of DISTRICT that business

use is covered under the CONTRACTOR's personal automobile liability insurance. A CONTRACTOR using only rental vehicles in performing work under this Contract may meet this insurance requirement by purchasing automobile liability insurance in the required coverage amount from the rental agency.

iv) Professional liability insurance with limits not less than one million dollars (\$1,000,000) each claim.

B. All insurance shall be placed with insurers acceptable to DISTRICT.

C. Prior to commencement of work under this Contract, CONTRACTOR shall furnish properly-executed certificates of insurance for all required insurance. Upon request by DISTRICT, CONTRACTOR shall provide a complete copy of any required insurance policy. CONTRACTOR shall notify DISTRICT in writing thirty (30) days prior to cancellation or modification of any required insurance policy. Any such modifications are subject to pre-approval by DISTRICT.

D. If CONTRACTOR fails to maintain the required insurance coverage set forth above, DISTRICT reserves the right either to purchase such additional insurance and to deduct the cost thereof from any payments owed to CONTRACTOR or to terminate this Contract for breach.

8. INDEMNIFICATION

A. CONTRACTOR shall indemnify and hold DISTRICT, its officers, employees and agents harmless from and against any and all liability, loss, expense, including reasonable attorneys' fees, or claims for injury or damages arising out of the performance of this Contract but only in proportion to and to the extent such liability, loss, expense, attorneys' fees, or claims for injury or damages are caused by or result from the negligent or intentional acts or omissions of CONTRACTOR, its officers, agents, or employees.

B. DISTRICT shall indemnify and hold CONTRACTOR, its officers, employees and agents harmless from and against any and all liability, loss, expense, including reasonable attorneys' fee, or claims for injury or damages arising out of the performance of this Contract but only in proportion to and to the extent such liability, loss, expense, attorneys' fees, or claims for injury or damages are caused by or result from the negligent or intentional acts or omissions of DISTRICT, its officers, agents, or employees.

9. AGREEMENT TO PROVIDE SERVICES

A. CONTRACTOR hereby agrees to provide to DISTRICT, as DISTRICT may from time to time designate, such services as DISTRICT may order by Task Order, all in accordance with and subject to the terms, covenants and conditions of this Contract. DISTRICT agrees to pay for these services ordered by DISTRICT in accordance with and subject to the terms, covenants and conditions of this Contract.

B. All Task Orders issued by DISTRICT to CONTRACTOR for services during the term of this Contract are subject to the provisions of this Contract as though fully set forth in such Task Order. In the event that the provisions of this Contract conflict with any Task Order issued by DISTRICT to CONTRACTOR, the provisions of this Contract shall govern. No other terms and conditions, including, but not limited to, those contained in CONTRACTOR's standard printed terms and conditions, on CONTRACTOR's order acknowledgment, invoices or otherwise, shall have any application to or effect upon or be deemed to constitute an amendment to or to be incorporated into this Contract, any Task Order, or any transactions occurring pursuant hereto or thereto, unless this Contract shall be specifically amended to adopt such other terms and conditions in writing by the parties.

- C. Notwithstanding any other provision of this Contract to the contrary, DISTRICT shall have no obligation to order or purchase any services hereunder and the placement of any Task Order shall be in the sole discretion of DISTRICT. Without limiting the generality of the foregoing, the actual quantity of services to be purchased hereunder shall be determined by DISTRICT in its sole discretion and shall not exceed \$95,000. This Contract is not exclusive. CONTRACTOR expressly acknowledges and agrees that DISTRICT may purchase at its sole discretion, services that are identical or similar to the services described in this Contract from any third party.
10. TASK ORDERS – Each Task Order will specify the following items, as relevant: specific services requested, schedule for services, location where services are to be performed (with contact person), and cost or estimated cost of services. Each Task Order issued under this Contract shall be made part of, and be incorporated into this Contract, and shall reference this Contract on the face of each Task Order. Should any Task Order not conform to or satisfy the terms of this Contract, CONTRACTOR shall have five (5) business days after receipt to reject the Task Order. By not rejecting the Task Order within five (5) business days, CONTRACTOR will have accepted the Task Order. Acceptance by CONTRACTOR is limited to the provisions of this Contract and the Task Order. No additional or different provisions proposed by CONTRACTOR or DISTRICT shall apply. In addition, the parties agree that this Contract and accepted Task Orders constitute a contract for services and satisfy all statutory and legal formalities of a contract.
11. PRICING, INVOICES, AND PAYMENT
- A. DISTRICT shall pay CONTRACTOR for all services ordered and provided in compliance with the terms and conditions of this Contract and with Task Orders issued under this Contract.
 - B. CONTRACTOR shall submit original invoices to DISTRICT in form and substance and format reasonably acceptable to DISTRICT. Each invoice, including supporting documentation, must be prepared in duplicate on CONTRACTOR's letterhead; must list DISTRICT's contract number, Purchase Order Number, and the CONTRACTOR's Social Security Number or Federal Employer Identification Number; and must be submitted to: Bay Area Air Quality Management District, 375 Beale Street, Suite 600, San Francisco, CA 94105, Attn: Contracts Manager.
 - C. Except as specifically set forth in Attachment A or in Task Orders under this Contract, DISTRICT shall not be responsible for any additional costs or expenses of any nature incurred by CONTRACTOR in connection with the provision of the services, including without limitation travel expenses, clerical or administrative personnel, long distance telephone charges, etc.
 - D. CONTRACTOR represents, warrants and covenants that the prices, charges and fees for services set forth in this Contract (on the whole) are at least as favorable as the prices, charges and fees CONTRACTOR charges (on the whole) to other of its customers or clients for the same or substantially similar services provided under the same or substantially similar circumstances, terms, and conditions. If CONTRACTOR agrees or contracts with other clients or customers similarly situated during the Term of this Contract, and offers or agrees to financial terms more favorable than those set forth herein (on the whole), CONTRACTOR hereby agrees that it will reduce the prices, charges and/or fees charged to DISTRICT in respect of the services hereunder to the most favorable rates received by those other clients or customers.
12. DISPUTE RESOLUTION – A party that disputes a notice of breach must first seek mediation to resolve the dispute in accordance with the provisions set forth below.

- A. Upon receipt of a notice of breach of contract, the party may submit a demand for mediation to resolve whether or not a breach occurred. The party must state the basis of the dispute and deliver the demand within ten (10) business days of the date of receipt of the notice of breach.
- B. The mediation shall take place at DISTRICT's office at 375 Beale Street, Suite 600, San Francisco, or at such other place as may be mutually agreed upon by the parties and the mediator.
- C. The parties shall make good faith efforts to hold the mediation within thirty (30) days after receipt of the demand for mediation.
- D. Each party shall bear its own mediation costs.
- E. In the event the parties are unable to resolve the dispute, either party may file an action in a court of competent jurisdiction to enforce the Contract.
- F. Maximum recovery under this section shall be limited to the total value of all Task Orders issued under this Contract. The mediation costs shall not reduce the maximum amount recoverable under this section.

13. NOTICES – All notices that are required under this Contract shall be provided in the manner set forth herein, unless specified otherwise. Notice to a party shall be delivered to the attention of the person listed below, or to such other person or persons as may hereafter be designated by that party in writing. Notice shall be in writing sent by e-mail, facsimile, or regular first class mail. In the case of e-mail and facsimile communications, valid notice shall be deemed to have been delivered upon sending, provided the sender obtained an electronic confirmation of delivery. E-mail and facsimile communications shall be deemed to have been received on the date of such transmission, provided such date was a business day and delivered prior to 4:00 p.m. PST. Otherwise, receipt of e-mail and facsimile communications shall be deemed to have occurred on the following business day. In the case of regular mail notice, notice shall be deemed to have been delivered on the mailing date and received five (5) business days after the date of mailing.

DISTRICT: Bay Area Air Quality Management District
375 Beale Street, Suite 600
San Francisco, CA 94105
Attn: Anna Lee

CONTRACTOR: Just Cities, LLC
2150 Allston Way, Suite 340
Berkeley CA 94704
Attn: Margaretta Lin

14. ADDITIONAL PROVISIONS – All attachment(s) to this Contract are expressly incorporated herein by this reference and made a part hereof as though fully set forth.

15. EMPLOYEES OF CONTRACTOR

- A. CONTRACTOR shall be responsible for the cost of regular pay to its employees, as well as cost of vacation, vacation replacements, sick leave, severance pay, and pay for legal holidays.
- B. CONTRACTOR, its officers, employees, agents, or representatives shall not be considered employees or agents of DISTRICT, nor shall CONTRACTOR, its officers, employees, agents, or representatives be entitled to or eligible to participate in any benefits, privileges, or plans, given or extended by DISTRICT to its employees.

- C. CONTRACTOR shall assign those employees listed under the Task Orders to perform services under this Contract. CONTRACTOR shall not assign different employees to perform these services without the express written permission of DISTRICT, which DISTRICT will not unreasonably withhold.
 - D. DISTRICT reserves the right to review the credentials to perform the services for any of CONTRACTOR's employees assigned herein and to disapprove CONTRACTOR's assignments. CONTRACTOR warrants that it will not employ any subcontractor(s) without prior written approval from DISTRICT.
16. CONFIDENTIALITY – In order to carry out the purposes of this Contract, CONTRACTOR may require access to certain of DISTRICT's confidential information (including trade secrets, inventions, confidential know-how, confidential business information, and other information that DISTRICT considers confidential) (collectively, "Confidential Information"). It is expressly understood and agreed that DISTRICT may designate in a conspicuous manner Confidential Information that CONTRACTOR obtains from DISTRICT, and CONTRACTOR agrees to:
- A. Observe complete confidentiality with respect to such information, including without limitation, agreeing not to disclose or otherwise permit access to such information by any other person or entity in any manner whatsoever, except that such disclosure or access shall be permitted to employees of CONTRACTOR requiring access in fulfillment of the services provided under this Contract.
 - B. Ensure that CONTRACTOR's officers, employees, agents, representatives, and independent contractors are informed of the confidential nature of such information and to assure by agreement or otherwise that they are prohibited from copying or revealing, for any purpose whatsoever, the contents of such information or any part thereof, or from taking any action otherwise prohibited under this section.
 - C. Not use such information or any part thereof in the performance of services to others or for the benefit of others in any form whatsoever whether gratuitously or for valuable consideration, except as permitted under this Contract.
 - D. Notify DISTRICT promptly and in writing of the circumstances surrounding any possession, use, or knowledge of such information or any part thereof by any person or entity other than those authorized by this section. Take at CONTRACTOR's expense, but at DISTRICT's option and in any event under DISTRICT's control, any legal action necessary to prevent unauthorized use of such information by any third party or entity which has gained access to such information at least in part due to the fault of CONTRACTOR.
 - E. Take any and all other actions necessary or desirable to assure such continued confidentiality and protection of such information during the term of this Contract and following expiration or termination of the Contract.
 - F. Prevent access to such materials by a person or entity not authorized under this Contract.
 - G. Establish specific procedures in order to fulfill the obligations of this section.
17. INTELLECTUAL PROPERTY RIGHTS – Title and full ownership rights to all intellectual property developed under this Contract shall at all times remain with DISTRICT, unless otherwise agreed to in writing.
18. PUBLICATION
- A. DISTRICT shall approve in writing any report or other document prepared by CONTRACTOR in connection with performance under this Contract prior to dissemination or publication of such

report or document to a third party. DISTRICT may waive in writing its requirement for prior approval.

- B. Until approved by DISTRICT, any report or other document prepared by CONTRACTOR shall include on each page a conspicuous header, footer, or watermark stating "DRAFT – Not Reviewed or Approved by BAAQMD," unless DISTRICT has waived its requirement for prior approval pursuant to paragraph A of this section.
- C. Information, data, documents, or reports developed by CONTRACTOR for DISTRICT, pursuant to this Contract, shall be part of DISTRICT's public record, unless otherwise indicated. CONTRACTOR may use or publish, at its own expense, such information, provided DISTRICT approves use of such information in advance. The following acknowledgment of support and disclaimer must appear in each publication of materials, whether copyrighted or not, based upon or developed under this Contract.

"This report was prepared as a result of work sponsored, paid for, in whole or in part, by the Bay Area Air Quality Management District (District). The opinions, findings, conclusions, and recommendations are those of the author and do not necessarily represent the views of the District. The District, its officers, employees, contractors, and subcontractors make no warranty, expressed or implied, and assume no legal liability for the information in this report."

- D. CONTRACTOR shall inform its officers, employees, and subcontractors involved in the performance of this Contract of the restrictions contained herein and shall require compliance with the above.
19. NON-DISCRIMINATION – In the performance of this Contract, CONTRACTOR shall not discriminate in its recruitment, hiring, promotion, demotion, and termination practices on the basis of race, religious creed, color, national origin, ancestry, sex, age, marital status, sexual orientation, medical condition, or physical or mental disability and shall comply with the provisions of the California Fair Employment & Housing Act (Government Code Section 12900 et seq.), the Federal Civil Rights Act of 1964 (P.L. 88-352) and all amendments thereto, and all administrative rules and regulations issued pursuant to said Acts. CONTRACTOR shall also require each subcontractor performing services in connection with this Contract to comply with this section and shall include in each contract with such subcontractor provisions to accomplish the requirements of this section.
 20. PROPERTY AND SECURITY – Without limiting CONTRACTOR'S obligations with regard to security, CONTRACTOR shall comply with all the rules and regulations established by DISTRICT for access to and activity in and around DISTRICT's premises.
 21. ASSIGNMENT – No party shall assign, sell, license, or otherwise transfer any rights or obligations under this Contract to a third party without the prior written consent of the other party, and any attempt to do so shall be void upon inception.
 22. WAIVER – No waiver of a breach, of failure of any condition, or of any right or remedy contained in or granted by the provisions of this Contract shall be effective unless it is in writing and signed by the party waiving the breach, failure, right, or remedy. No waiver of any breach, failure, right, or remedy shall be deemed a waiver of any other breach, whether or not similar, nor shall any waiver constitute a continuing waiver unless the writing so specifies. Further, the failure of a party to

enforce performance by the other party of any term, covenant, or condition of this Contract, and the failure of a party to exercise any rights or remedies hereunder, shall not be deemed a waiver or relinquishment by that party to enforce future performance of any such terms, covenants, or conditions, or to exercise any future rights or remedies.


23. ATTORNEYS' FEES – In the event any action is filed in connection with the enforcement or interpretation of this Contract, each party shall bear its own attorneys' fees and costs.
24. FORCE MAJEURE – Neither DISTRICT nor CONTRACTOR shall be liable for or deemed to be in default for any delay or failure in performance under this Contract or interruption of services resulting, directly or indirectly, from acts of God, enemy or hostile governmental action, civil commotion, strikes, lockouts, labor disputes, fire or other casualty, judicial orders, governmental controls, regulations or restrictions, inability to obtain labor or materials or reasonable substitutes for labor or materials necessary for performance of the services, or other causes, except financial, that are beyond the reasonable control of DISTRICT or CONTRACTOR, for a period of time equal to the period of such force majeure event, provided that the party failing to perform notifies the other party within fifteen calendar days of discovery of the force majeure event, and provided further that that party takes all reasonable action to mitigate the damages resulting from the failure to perform. Notwithstanding the above, if the cause of the force majeure event is due to party's own action or inaction, then such cause shall not excuse that party from performance under this Contract.
25. SEVERABILITY – If a court of competent jurisdiction holds any provision of this Contract to be illegal, unenforceable or invalid in whole or in part for any reason, the validity and enforceability of the remaining provisions, or portions of them will not be affected.
26. HEADINGS – Headings on the sections and paragraphs of this Contract are for convenience and reference only, and the words contained therein shall in no way be held to explain, modify, amplify, or aid in the interpretation, construction, or meaning of the provisions of this Contract.
27. COUNTERPARTS/FACSIMILES/SCANS – This Contract may be executed and delivered in any number of counterparts, each of which, when executed and delivered, shall be deemed an original, and all of which together shall constitute the same contract. The parties may rely upon a facsimile copy or scanned copy of any party's signature as an original for all purposes.
28. GOVERNING LAW – Any dispute that arises under or relates to this Contract shall be governed by California law, excluding any laws that direct the application of another jurisdiction's laws. Venue for resolution of any dispute that arises under or relates to this Contract, including mediation, shall be San Francisco, California.
29. ENTIRE CONTRACT AND MODIFICATION – This Contract represents the final, complete, and exclusive statement of the agreement between the parties related to CONTRACTOR providing services to DISTRICT and supersedes all prior and contemporaneous understandings and agreements of the parties. No party has been induced to enter into this Contract by, nor is any party relying upon, any representation or warranty outside those expressly set forth herein. This Contract may only be amended by mutual agreement of the parties in writing and signed by both parties.

30. SURVIVAL OF TERMS – The provisions of sections 8 (Indemnification), 16 (Confidentiality), 17 (Intellectual Property Rights), and 18 (Publication) shall survive the expiration or termination of this Contract.

IN WITNESS WHEREOF, the parties to this Contract have caused this Contract to be duly executed on their behalf by their authorized representatives.

BAY AREA AIR QUALITY
MANAGEMENT DISTRICT

JUST CITIES, LLC

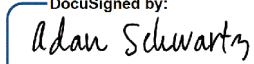
By:  _____
DocuSigned by:
Alexander Crockett
B5AE1A26FCA4453...
Alexander Crockett
Interim Executive Officer/APCO

By:  _____
Margareta Lin
Managing Director

Date: 5/4/2022

Date: 4/25/2022

Approved as to form:
District Counsel

By:  5/4/2022
DocuSigned by:
Adam Schwartz
150A910F987E4D3...
Adam Schwartz
Acting District Counsel

Attachment A General Description of Services

Just Cities LLC (CONTRACTOR), a racial equity planning firm, supports government agencies to engage in planning efforts that empower and uplift communities that have been historically discriminated against by public and private actors and has designed, formed and/or implemented and operated community steering committees over planning processes. Examples of planning efforts and plans that CONTRACTOR's leaders have facilitated utilizing the principles and methods of transformative community planning include: the Oakland Sustainable Neighborhoods Initiative, the East Oakland Black Cultural Zone Collaborative, the Oakland Housing Equity Roadmap, the anti-displacement framework for the East Oakland Mobility Action Plan.

CONTRACTOR shall provide community engagement support and facilitation services to DISTRICT. DISTRICT regularly convenes meetings with community groups and public forums to inform the community about DISTRICT activities and to provide the public the opportunity to engage with DISTRICT staff, provide comments, ask questions and shape new policy, planning processes and decision-making. Community engagement activities at the DISTRICT range in level of engagement from focus groups and meetings with small groups of community members to larger public meetings, open houses, interactive workshops on specific topics of interest, and ongoing stakeholder workgroups and advisory bodies to the Board of Directors. Activities may be in-person, virtual, or hybrid throughout the Bay Area and may include a single event or a series of workshops or meetings and may include logistics to support accessibility and reduce barriers to participation by communities directly affected by a high burden of air pollution. Meetings may be during typical business hours (before 5pm) as well as in the evenings and, less often, on weekends. Upon request, CONTRACTOR shall provide written estimates or proposals to DISTRICT for community engagement and facilitation services.

CONTRACTOR will provide a range of services to the DISTRICT, including but not limited to:

1. Support the administration, logistics and co-facilitation of the East Oakland AB 617 Community Emissions Reduction Plan Community Steering Committee.
2. Training and capacity-building for DISTRICT staff and community to engage in the co-development of planning work that centers on racial equity goals and outcomes.
3. Support for community and stakeholder engagement in planning processes through various strategies, such as focus groups, community events, listening sessions, town halls and community workshops, to ensure the DISTRICT is focused on community priorities and racial equity goals and outcomes.
4. Provide culturally relevant information in appropriate languages (arrange for interpretation and translation of materials as needed);
5. Identify and share local stakeholder contacts with DISTRICT;
6. When relevant, design meeting flyers, promote meetings, workshops, events, and program progress. Advertise and send targeted invitations, track responses;
7. Identify and secure Americans with Disabilities Act (ADA) accessible community-friendly meeting facilities with low to zero facility rental costs with preference for venues that are transit accessible;

8. For virtual and hybrid meetings, host virtual platform, ensure accessibility needs meet the requirements of the DISTRICT and provide technical assistance to DISTRICT and public, as requested;
9. Identify and secure childcare as requested;
10. Procure and provide healthy refreshments with a preference for local vendors;
11. When relevant and appropriate, provide stipends/grants to participants (individuals/organizations);
12. Ensure the audiovisual needs and virtual participation tools are met as requested;
13. Work with DISTRICT and identified partners or community groups to consult on the design, convene, and run successful in-person, virtual, and hybrid meetings;
14. Provide post meeting recap summaries, recordings and transcripts, survey data as needed to DISTRICT staff and identified partners and community groups to document meeting outcomes;
15. Provide capacity-building training to DISTRICT staff in various tools and techniques to support engagement efforts as requested; and
16. Provide follow-up between meetings as needed.

AMENDMENT NO. 1 TO
BAY AREA AIR QUALITY MANAGEMENT DISTRICT
CONTRACT NO. 2022.102

This amendment to the above-entitled contract (“Contract Amendment”) is dated, for reference purposes only, September 15, 2022.

RECITALS:

1. The Bay Area Air Quality Management District (“DISTRICT”) and **Just Cities, LLC** (“CONTRACTOR”) (hereinafter referred to as the “PARTIES”) entered into the above-entitled contract for services to provide community engagement and facilitation support to the DISTRICT (the “Contract”), which Contract was executed on behalf of CONTRACTOR on April 25, 2022, and on behalf of DISTRICT on May 4, 2022.
2. The PARTIES seek to amend the total cost of the Contract because DISTRICT seeks additional services from CONTRACTOR prescribed in the Contract, and CONTRACTOR desires to provide those services.
3. The PARTIES seek to amend Task Order No. 1 executed under the Contract because DISTRICT seeks additional services from CONTRACTOR and CONTRACTOR desires to provide those additional services.
4. In accordance with Section 29 of the Contract, DISTRICT and CONTRACTOR amend the above-entitled Contract as follows:

TERMS AND CONDITIONS OF CONTRACT AMENDMENT:

1. By this Contract Amendment, DISTRICT and CONTRACTOR amend Paragraph C of Section 9, “Agreement to Provide Services,” of the Contract to replace “\$95,000” with “\$350,000.”
2. By this Contract Amendment, DISTRICT and CONTRACTOR replace Task Order No. 1 of the Contract with the attached “Task Order No. 1-A” and agree that all references in the Contract to Task Order No. 1 shall be deemed refer to Task Order No. 1-A.
3. DISTRICT and CONTRACTOR agree that all other terms and conditions of the Contract shall remain in full force and effect.

IN WITNESS WHEREOF, the PARTIES have caused this Contract Amendment to be duly executed on their behalf by their authorized representatives.

BAY AREA AIR QUALITY
MANAGEMENT DISTRICT

JUST CITIES, LLC


By:  Sharon Landers
7180203A08BE42D...
Sharon Landers
Interim Executive Officer/APCO

By: 
Margaretta Lin
Managing Director

Date: 11/11/2022

Date: 11/3/2022

Approved as to form:
District Counsel

By:  Alexander Crockett 11/11/2022
B5AE1A26FCA4453...
Alexander G. Crockett
District Counsel

Task Order No. 1-A

Work Plan:

The California Air Resources Board (CARB) designated East Oakland in February 2022 to conduct a Community Emissions Reduction Plan (CERP) process. The community-based steering committee is responsible for developing a CERP to serve as a blueprint for improving air quality in East Oakland. Just Cities, LLC (CONTRACTOR) shall assist in the development of a 2022/2023 East Oakland CERP by providing administration, logistics and co-facilitation for the East Oakland Steering Committee process and capacity-building and training for DISTRICT staff and steering committee members and meeting participants.

In consultation with DISTRICT, CONTRACTOR shall perform the following tasks:

Task 1: Administer, Prepare for, and Host Steering Committee Meetings

- 1.1. CONTRACTOR will schedule meetings and manage any paperwork and/or documents pertaining to the project.
- 1.2. CONTRACTOR will advise and assist in the formation of the Steering Committee, as needed.
- 1.3. CONTRACTOR will facilitate meetings with Communities for Better Environment (CBE), DISTRICT, Co-Chairs and/or partner organizations to prepare for Steering Committee meetings.
- 1.4. CONTRACTOR will conduct meeting administration and preparation, develop agendas, and do note taking.
- 1.5. CONTRACTOR will draft and administer sign-in sheets and evaluations for the Steering Committee meetings.
- 1.6. CONTRACTOR will develop agendas, prepare for meetings, and follow-up on any issues and/or tasks for the Steering Committee meetings, as needed, and send out meeting agendas and materials to Steering Committee members.
- 1.7. CONTRACTOR will develop a process and administer Steering Committee member stipends that aims to reduce the barriers for Steering Committee members. Steering Committee members will be compensated at a rate of \$150 per meeting (an estimation based on \$75/hour for Steering Committee members' attendance) and for as needed transportation cost to/ from meetings. Transportation reimbursement will be based on current Internal Revenue Service standard mileage rates or by Committee members providing receipts for other forms of transportation. (Current standard mileage rate is 62.5 cents/mile). CONTRACTOR will track stipends and follow-up with Steering Committee members to ensure the processing of payments.
- 1.8. CONTRACTOR will draft meeting notes for the Steering Committee meetings.
- 1.9. CONTRACTOR will host and co-facilitate Steering Committee meetings.
- 1.10. CONTRACTOR will develop group agreements with the guidance of the stakeholders, provide processes for conflict resolution and decision-making, draft the Charter, and administer community building strategies for the Steering Committee meetings.

- 1.11. CONTRACTOR will create Zoom links, record meetings and meet accessibility requirements, including but not limited to captioning and meeting transcripts for the Steering Committee meetings.
- 1.12. CONTRACTOR will coordinate space rentals, childcare, translators, interpreters, live captions, and food with DISTRICT for Steering Committee and other related meetings (in-person or virtual as needed).
- 1.13. Upon DISTRICT request, CONTRACTOR will translate up to 5,000 words per Steering Committee meeting and obtain two (2) Spanish interpreters as needed (two same language interpreters needed for 2-hour meetings). CONTRACTOR's translation services shall include translation materials from English into Spanish, Chinese, and/or Farsi up to a total of 5,000 words.
- 1.14. CONTRACTOR will track work plan progress for the Steering Committee meetings.
- 1.15. CONTRACTOR will attend Sub-committee meetings, yet to be determined by the Steering Committee and as requested by DISTRICT.

Deliverables:

- Scheduled meetings, zoom links, record of meetings that meet accessibility requirements including translation and interpretations
- Copy of host and co-facilitate meetings plan, copy of developed agendas and other materials for meetings, meeting notes, meeting sign-in sheets and evaluations, follow-up on any issues and/or tasks that arose from meetings, track work plan progress, and attend sub-committee meetings
- Monthly accounting records of Steering Committee stipends (can be included in monthly invoices)
- Steering Committee group agreements and Charter
- As needed translation of written materials and interpretation at meetings

Task 2: Capacity-building for Steering Committee and community member participants

- 2.1 CONTRACTOR will provide trainings for community members that support the content development of CERP, on topics such as effective collaboration between government agencies and community residents and organizations; restorative justice and conflict resolution; community building and group dynamics; and community agreements for healthy and functional Steering Committee operations.

Deliverables:

- Provide and administer up to four (4) trainings for Steering Committee and community members and, as needed, DISTRICT staff.

Task 3: Administer Mini Grant for five community-based organizations

- 3.1 CONTRACTOR will work with DISTRICT to develop a mini-grant program for community-based organizations based in East Oakland to engage community members in the East Oakland CERP development process, such as collecting

community data for the social pinpoint mapping tool, public education, and outreach activities. CONTRACTOR will administer mini-grants for one (1) to four (4) community based organizations (up to \$15,000 per organization). CONTRACTOR will work with DISTRICT to develop an application process for the mini-grants, including a PowerPoint of the application process, the application, and coordinate a review process with East Oakland AB 617 Community Steering Committee members and DISTRICT. CONTRACTOR will develop a contract and work with DISTRICT to develop a reporting template. CONTRACTOR shall propose methods for resource allocation, identify streamlined documentation to provide accountability, verify consistency with best business practices that provide appropriate level of accountability of public funds and propose a payment schedule. CONTRACTOR will administer funds to the selected grantees and collect final reports. CONTRACTOR will determine in advance if the process requires Internal Revenue Service Form W-9 from organizations and individuals, reports, or other supporting documentation.

Deliverables:

- Monthly accounting records of Mini grants (can be included in monthly invoices)
- PowerPoint presentation on application process, application, application review process, and reporting tool.
- Final reports from grantees.

Task 4: Operate Participatory Action Research and Social Pinpoint Tool/Research

- 4.1 CONTRACTOR will assist DISTRICT in developing a web-based mapping tool to collect data from community members about sources of pollution and concern and community assets as a means to identify issues to address in the East Oakland CERP. CONTRACTOR will obtain a login/account and assist DISTRICT in creating and managing a new East Oakland Social Pinpoint platform, including creating instructions and a narrative, and develop icons/looks and user interface to assist in engagement.
- 4.2 CONTRACTOR will conduct analysis based on engagement and create a short report summarizing findings, as needed.
- 4.3 CONTRACTOR will conduct community training on Social Pinpoint for Steering Committee members, DISTRICT staff and community members.

Deliverables:

- Create the East Oakland Social Pinpoint platform
- Create instructions, narrative, and icons/looks and user interface to assist in facilitation engagement and a 1-2 page summary of results (as needed).
- Provide and administer two (2) trainings on Social Pinpoint for Steering Committee, community members and DISTRICT staff.

Task 5: Miscellaneous

As requested by DISTRICT, CONTRACTOR will provide additional resources or support to the East Oakland AB 617 CERP process that are not accounted for in other tasks or require additional funds. Following DISTRICT approval, unallocated funds from Task 5 may be used towards Task 1, Task 2 and Task 4.

- 5.1 CONTRACTOR shall bring in restorative justice, data consultants to support Steering Committee needs, as requested by DISTRICT.
- 5.2 CONTRACTOR shall provide additional community stipends or bring in translators or interpreters beyond what is budgeted in other Tasks as requested by DISTRICT.
- 5.3 CONTRACTOR shall provide Youth Committee Support that is not included in other Tasks as requested by DISTRICT.

Deliverables:

- Monthly accounting records (can be included in monthly invoices)
- Upon DISTRICT request, restorative justice, data consultants
- Upon DISTRICT request, community stipend administration and/or translation support.
- Upon DISTRICT request, to be determined additional Youth Committee Support.

Task Order Timeline: The period of performance for this Task Order shall be from the date of Task Order execution through September 30, 2023.

Task Order Contact:

CONTRACTOR’s contact person under this Task Order shall be Margaretta Lin, Managing Director, Just Cities, LLC at margaretta@justcities.work, 510.409.8653. DISTRICT’s contact person under this Task Order shall be Anna Lee at alee@baaqmd.gov.

Task Order Cost:

DISTRICT shall pay CONTRACTOR according to the hourly rate table below for community engagement and facilitations support described in this Task Order. CONTRACTOR will submit monthly invoices for payment for the number of hours worked in the previous month, up to the not to exceed amount for each task as listed in the table below. Payments will be made within thirty (30) calendar days after DISTRICT’s receipt of CONTRACTOR’s invoice.

STAFF	TITLE	HOURLY RATE
Margaretta Lin	Principal/Managing Director	\$237
Diana Benitez	Project Director	\$195

Charisma Acey	Research Director/Trainer	\$237
TBA	Project Manager	\$125
TBA	Co-Trainers	\$500 per training stipend

Not to Exceed (NTE) Budget Overview

TASK	DESCRIPTION	BUDGET
1	Administer, Co-Lead, Host Steering Committee Meetings (not including Subtask 1.7)	\$147,553.12
Subtask 1.7	Stipends for Steering Committee (12 months)	\$56,800.00
2	Capacity-building for community members	\$16,889.00
3	Mini-Grants for Community-Based Organizations	\$63,600.00
4	Participatory Action Research & Social Pinpoint	\$23,519.00
5	Miscellaneous (Training, Other Meetings, Translators, Youth Committee, Consultants)	\$1,638.00
Estimated Budget:		\$309,999.12
Task Order Not to Exceed Amount		\$310,000.00

This budget is considered Not to Exceed (NTE). Depending on the DISTRICT staff's involvement and needs, this budget may not be expended in full.

The parties agree that Contract No. 2022.102, all its terms, and this Task Order constitute a contract for services.

Total Task Order cost not to exceed: \$310,000.

AMENDMENT NO. 2 TO
BAY AREA AIR QUALITY MANAGEMENT DISTRICT
CONTRACT NO. 2022.102

This amendment to the above-entitled contract (“Contract Amendment”) is dated, for reference purposes only, July 28, 2023.

RECITALS:

1. The Bay Area Air Quality Management District (“DISTRICT”) and **Just Cities, LLC** (“CONTRACTOR”) (hereinafter referred to as the “PARTIES”) entered into the above-entitled contract for services to provide community engagement and facilitation support to the DISTRICT (the “Contract”), which Contract was executed on behalf of CONTRACTOR on April 25, 2022, and on behalf of DISTRICT on May 4, 2022.
2. The PARTIES entered into Amendment No. 1 to the Contract, dated September 15, 2022, for reference purposes only, to amend the total cost of the Contract and to amend Task Order No. 1 executed under the Contract.
3. The PARTIES seek to amend the term and total cost of the Contract because DISTRICT seeks to continue receiving services from CONTRACTOR prescribed in the Contract, and CONTRACTOR desires to continue to provide those services.
4. In accordance with Section 29 of the Contract, DISTRICT and CONTRACTOR amend the above-entitled Contract as follows:

TERMS AND CONDITIONS OF CONTRACT AMENDMENT:

1. By this Contract Amendment, DISTRICT and CONTRACTOR amend Section 5, “Term.” The term of the Contract shall be extended so that the termination date of the Contract is now August 31, 2024.
2. By this Contract Amendment, DISTRICT and CONTRACTOR amend Paragraph C of Section 9, “Agreement to Provide Services,” of the Contract to replace “\$350,000” with “\$620,000.”
3. DISTRICT and CONTRACTOR agree that all other terms and conditions of the Contract shall remain in full force and effect.

IN WITNESS WHEREOF, the PARTIES have caused this Contract Amendment to be duly executed on their behalf by their authorized representatives.

BAY AREA AIR QUALITY
MANAGEMENT DISTRICT

JUST CITIES, LLC

By: DocuSigned by:
Philip Fine _____
Philip M. Fine
Executive Officer/APCO

By:  _____
Margaretta Lin
Managing Director

Date: 9/28/2023

Date: 9/18/2023

Approved as to form:
District Counsel

By: DocuSigned by:
Alexander Crockett 9/28/2023
Alexander G. Crockett
District Counsel

AMENDMENT NO. 3 TO
BAY AREA AIR QUALITY MANAGEMENT DISTRICT
CONTRACT NO. 2022.102

This amendment to the above-entitled contract (“Contract Amendment”) is dated, for reference purposes only, July 29, 2024.

RECITALS:

1. The Bay Area Air Quality Management District (“DISTRICT”) and **Just Cities, LLC** (“CONTRACTOR”) (hereinafter referred to as the “PARTIES”) entered into the above-entitled contract for services to provide community engagement and facilitation support to the DISTRICT (the “Contract”), which Contract was executed on behalf of CONTRACTOR on April 25, 2022, and on behalf of DISTRICT on May 4, 2022.
2. The PARTIES entered into Amendment No. 1 to the Contract, dated September 15, 2022, for reference purposes only, to amend the total cost of the Contract and to amend Task Order No. 1 executed under the Contract.
3. The PARTIES entered into Amendment No. 2 to the Contract, dated July 28, 2023, for reference purposes only, to amend the term and total cost of the Contract.
4. The PARTIES seek to extend the term of the Contract because DISTRICT seeks to continue receiving services from CONTRACTOR prescribed in the Contract, and CONTRACTOR desires to continue to provide those services up to the new term date.
5. In accordance with Section 29 of the Contract, DISTRICT and CONTRACTOR amend the above-entitled Contract as follows:

TERMS AND CONDITIONS OF CONTRACT AMENDMENT:

1. By this Contract Amendment, DISTRICT and CONTRACTOR amend Section 5, “Term.” The term of the Contract shall be extended so that the termination date of the Contract is now October 31, 2024.
2. DISTRICT and CONTRACTOR agree that all other terms and conditions of the Contract shall remain in full force and effect.

IN WITNESS WHEREOF, the PARTIES have caused this Contract Amendment to be duly executed on their behalf by their authorized representatives.

BAY AREA AIR QUALITY
MANAGEMENT DISTRICT

JUST CITIES, LLC


By:  _____
Philip M. Fine
Executive Officer/APCO

By:  _____
Margaretta Lin
Managing Director

Date: 8/27/2024

Date: 7/31/2024

Approved as to form:

By:  8/17/2024
Alexander G. Crockett
General Counsel

BAY AREA AIR QUALITY MANAGEMENT DISTRICT

Memorandum

To: Chairperson Davina Hurt and Members
of the Board of Directors

From: Philip M. Fine
Executive Officer/APCO

Date: October 2, 2024

Re: Authorization to Execute a Partnership Agreement with the Metropolitan
Transportation Commission to Continue Supporting Air District's Data Management
and Geographic Information System Services

RECOMMENDED ACTION

Recommend the Board of Directors authorize the Executive Officer/APCO to select the Metropolitan Transportation Commission (MTC) to continue supporting Air District's data management and geographic information system services and to enter into a Partnership Agreement with MTC in an amount not to exceed \$1,500,000 for Fiscal Year Ending 2025 through Fiscal Year Ending 2029.

BACKGROUND

In August 2020, the Air District and Metropolitan Transportation Commission (MTC) entered into an agreement to foster effective agency collaboration and adopt consistent and coordinated methods for database development, documentation, and online publishing. Under this agreement, with an original budget of \$300,000, the Air District partnered with MTC's Data & Visualization team to leverage their knowledge and experience to assist Air District staff develop and manage increasingly complex database and geospatial project assignments. The Board extended the agreement in June 2021 and June 2023, with additional tasks and funding of \$250,000 and \$100,000 respectively. In July 2024, the Air District issued a short-term bridge contract of \$75,000 with MTC to continue the progress toward consistent and coordinated databases and Geographical Information Systems (GIS) methods between the two agencies. During the agreement period the following was accomplished:

- Data management protocol and boundary, emissions, modeling, and demographic datasets with documentation published on a web-based data sharing platform, to support the Assembly Bill 617 Community Emissions Reduction Plans.
- Updated Vehicle Miles Traveled Data Portal, methodological documentation and help-section guidance, hosted under MTC's domain.
- Air District staff training and knowledge transfer on developing and implementing standards and best practices for creating, versioning, maintaining, and publishing online databases.

- Geospatial analysis and mapping services, including advanced GIS project development, creation of online GIS map products, mapping methodologies and tool development.

DISCUSSION

To maintain continued data management support and GIS services, staff recommend a Partnership Agreement between MTC and the Air District. The Partnership Agreement will cover the fiscal year ending (FYE) 2025 (starting October 2024) through FYE 2029 (June 2029), in an amount not to exceed \$1,500,000, for data management and GIS services.

During the Agreement term, staff propose issuing task orders for specific work expected not to exceed \$300,000 per fiscal year. The issuance of task orders will be dependent on funding availability and the proposed work scope may be adjusted properly based on actual service needs or resources available. Since the inception of the prior agreement between the Air District and MTC, the transfer of knowledge and training by MTC to the Air District has resulted in a uniform collection of complex datasets, documentation materials, and web-based data sharing applications. The knowledge, experience, and support from MTC's Data & Visualization team have helped build and expand the Air District's capability to develop and manage increasingly complex database and geospatial project assignments. Continued long-term support and knowledge sharing with MTC will ensure that Air District's ongoing work follows best data management practices and complex geospatial projects can be completed on time. Having such an agreement is also aligned with the Air District's strategic planning goals, such as making data and analysis tools available for the Bay Area communities. Given the evolving data management and geospatial analysis needs, staff propose including in the Partnership Agreement the following specific service areas:

- Data acquisition, management, analysis, visualization, documentation, version control, and online publication.
- Geospatial analysis and mapping including advanced GIS project development, creation of online GIS map products, mapping methodology, and tool development.
- Hosting and maintenance of existing and creation of new cataloged datasets, online data portal, and other web-based data management applications.
- Staff training in best practices and on-call support for consistent and coordinated database development, analysis, visualization, documentation, versioning, and online publishing, as well as the use of advanced geospatial analysis and mapping tools and methods.

BUDGET CONSIDERATION/FINANCIAL IMPACT

Funding for the first year of this Partnership Agreement (\$300,000) is included in the FYE 2025 Professional Services Accounts of Programs 605 and 609, under the Planning and Climate Protection Division and the Assessment, Inventory, and Modeling Division, respectively. Future annual funding requests will be made for these services in each fiscal year for the duration of the agreement through the annual budget planning and approval process.

Respectfully submitted,

Philip M. Fine
Executive Officer/APCO

Prepared by: Wendy Goodfriend and Song Bai

Reviewed by: Gregory Nudd

ATTACHMENTS:

1. Draft Partnership Agreement MTC and BAAQMD to Support Data Management and Geographic ISS

PARTNERSHIP AGREEMENT
Between METROPOLITAN TRANSPORTATION COMMISSION
and BAY AREA AIR QUALITY MANAGEMENT DISTRICT
Regarding Funding
to Support Data Management and Geographic Information System Services

This Partnership Agreement is entered as of October 1, 2024, by and between the METROPOLITAN TRANSPORTATION COMMISSION (hereinafter “MTC”) and the BAY AREA AIR QUALITY MANAGEMENT DISTRICT (hereafter “BAAQMD”) collectively referred to herein as “the Parties”.

RECITALS

WHEREAS, MTC and the BAAQMD, both members of the Bay Area Regional Collaborative (BARC), are committed to moving the Parties toward increased collaboration; and

WHEREAS, MTC has in-house knowledge and expertise developing, analyzing, visualizing, documenting, versioning, and online publishing regional and local datasets (hereafter: data management and Geographic Information Systems (GIS) services) of different types, geographic scales, and complexities; and

WHEREAS, sharing datasets and developing consistent data management and Geographic Information Systems approaches can support collaboration and knowledge exchange between MTC and BAAQMD; and

WHEREAS, sharing methods, software tools, and licenses may result in agency cost savings for the Parties; and

WHEREAS, BAAQMD staff are assimilating and leveraging MTC expertise to support increasingly complex data management and GIS-related assignments.

NOW, THEREFORE, MTC and BAAQMD hereto agree as follows:

1. The term of this Partnership Agreement shall be for a five-year term beginning on the Effective Date and continuing through June 30, 2029, unless further extended by amendment, or terminated earlier.
2. BAAQMD will compensate MTC a total amount not to exceed \$1,500,000 under this Partnership Agreement. The amount of compensation in any fiscal year will be dependent on the actual quantity of services and resources required and shall be determined by BAAQMD and shall not exceed \$300,000 during the period October 1, 2024 through June 30, 2025; \$300,000 during the period July 1, 2025 through June 30, 2026; \$300,000 during the period July 1, 2026 through June 30, 2027; \$300,000 during the period July 1, 2027 through June 30, 2028; and \$300,000 during the period July 1, 2028 through June 30, 2029.
3. Work covered by this Partnership Agreement will be identified in Task Orders, which will be developed reflecting the agreed upon service areas including one or multiple tasks. Under each Task Order, the parties will identify specific roles, responsibilities, deliverables, cost or estimated cost for services, and performance metrics. Each Task Order issued and executed by the Parties, or their respective designees, under this Partnership Agreement shall be made part of, and be incorporated into this Partnership Agreement. Designees shall include each party’s respective Project Managers. All Task

Orders issued for services during the term of this Partnership Agreement are subject to the provisions of this Partnership Agreement. In the event that the provisions of this Partnership Agreement conflict with any Task Order issued, the provisions of this Partnership Agreement shall govern.

4. MTC will prepare quarterly progress reports for each fiscal year ending (FYE) quarter, and submit quarterly invoices to BAAQMD, in addition to the deliverables defined within each Task Order.
5. Through the Partnership Agreement, MTC agrees to provide BAAQMD services described herein, including but not limited to:
 - a. Data acquisition, management, analysis, visualization, documentation, version control, and online publication.
 - b. Geospatial analysis and mapping including advanced GIS project development, creation of online GIS map products, mapping methodology, and tool development.
 - c. Hosting and maintenance of existing and creation of new cataloged datasets, online data portal, and other web-based data management applications.
 - d. Staff training in best practices and on-call support for consistent and coordinated database development, analysis, visualization, documentation, versioning, and online publishing, as well as the use of advanced geospatial analysis and mapping tools and methods.

6. Payment shall be made to MTC as the address listed below:

Metropolitan Transportation Commission
Accounting Department
375 Beale Street, Suite 800
San Francisco, CA 94105

7. During the term of the Partnership Agreement, the parties agree to (a) work cooperatively to complete identified tasks under each Task Order; (b) perform annual reviews of the agreement to assess any adjustments needed to the Task Order scope and/or budget; and (c) adapt to evolving technology advancements (e.g., new tools, software, and methodology) in data management and geospatial data analysis, as appropriate.
8. All notices or other communications to either party by the other shall be given when made in writing and delivered or mailed or emailed to such party at their respective addresses:

To MTC: Attention: Alix Bockelman
 Chief Deputy Executive Director
 Metropolitan Transportation Commission
 375 Beale Street, Suite 800
 San Francisco, CA 94105
 Email: abockelman@bayareametro.gov

To BAAQMD: Attention: Gregory Nudd
 Deputy Executive Officer, Science and Policy

Bay Area Air Quality Management District
375 Beale Street, Suite 600
San Francisco, CA 94105
Email: gnudd@baaqmd.gov

9. This Partnership Agreement may only be amended in writing and executed by the Parties.
10. Either party may terminate this Partnership Agreement at any time, at will, and without specifying any reason, by notifying the other party in writing. The notice of termination shall specify the effective date of termination, which shall be no less than thirty (30) calendar days from the date of delivery of the notice of termination, and shall be delivered in accordance with the provisions of section 8 above. Immediately upon receipt of the notice of termination, the other party shall cease all services under this Partnership Agreement, except such services as are specified in the notice of termination. MTC shall deliver a final invoice for all remaining services performed but not billed, including any services specified in the termination notice, on or before ten (10) business days following the termination date.
11. MTC shall indemnify and hold BAAQMD, its officers, employees and agents harmless from and against any and all liability, loss, expense, including reasonable attorneys' fees, or claims for injury or damages arising out of the performance of this Partnership Agreement but only in proportion to and to the extent such liability, loss, expense, attorneys' fees, or claims for injury or damages are caused by or result from the negligent or intentional acts or omissions of MTC, its officers, agents, or employees.

BAAQMD shall indemnify and hold MTC, its commissioners, officers, employees and agents harmless from and against any and all liability, loss, expense, including reasonable attorneys' fee, or claims for injury or damages arising out of the performance of this Partnership Agreement but only in proportion to and to the extent such liability, loss, expense, attorneys' fees, or claims for injury or damages are caused by or result from the negligent or intentional acts or omissions of BAAQMD, its officers, agents, or employees.

IN WITNESS WHEREOF, this Partnership Agreement has been executed by the parties hereto.

METROPOLITAN TRANSPORTATION
COMMISSION

BAY AREA AIR QUALITY
MANAGEMENT DISTRICT

BAY AREA AIR QUALITY MANAGEMENT DISTRICT

Memorandum

To: Chairperson Davina Hurt and Members
of the Board of Directors

From: Philip M. Fine
Executive Officer/APCO

Date: October 2, 2024

Re: Amendment to Staff Attorney Position Classification to Reduce Barriers to
Recruiting

RECOMMENDED ACTION

Approve the attached amendment to the "Staff Attorney" position classification to add a "Staff Attorney Trainee" level for recent law school graduates who want to begin work while awaiting their bar exam results and admission to practice (subject to supervision by a licensed attorney as required by applicable rules on the practice of law in California). On September 18, 2024, the Finance and Administration Committee reviewed this amendment and made a recommendation to the Board for the Board to approve it.

BACKGROUND

The General Counsel's office has developed an Environmental Justice (EJ) Law Fellowship Program. The Fellowship is a two-year program for newly minted attorneys with a passion for Environmental Justice and a background of lived experience with Environmental Justice issues to work in the Air District's legal office focusing on equity and EJ-related legal issues. The Air District would provide a competitive salary, close mentorship, and an opportunity for the fellow to gain experience working on EJ issues in one of the premiere air quality regulatory agencies in California. At the end of the two-year Fellowship program, the Fellow could be hired for a permanent position in the Air District's Legal Division if one is available, or they could go on to a career working to foster Environmental Justice in another employment context.

DISCUSSION

In 2023, the Board of Directors created the "Staff Attorney" classification, for attorneys with 0-2 years of experience, to accommodate this new Fellowship program. The current classification requires admission to practice law, however. This means that any new Fellow hired into the Fellowship program would have to wait to receive their bar exam results and be formally admitted to the California bar before they could start work, which can take as long as five or six months after graduation.

For some potential candidates, waiting this long before being able to start work and start receiving a paycheck could create significant financial hardship. Moreover, even for those in a more comfortable financial position, having to wait to start work would make applying to the Fellowship less attractive than other potential employment options, as it is standard practice for hiring new law graduates in other contexts to allow them to begin work while waiting to be admitted. And the Air District would be deprived of the Fellow's work during this time if they were forced to wait to begin their employment.

For all of these reasons, staff are seeking to amend the current Staff Attorney position classification to create a "Staff Attorney Trainee" level for recent graduates who are waiting to be admitted. Employees in the Staff Attorney Trainee position would work under the close supervision of a licensed attorney and would not engage in the practice of law themselves, consistent with applicable rules for practicing law in California. Once they have passed the bar exam and are admitted to practice law, they would be able to promote to the Staff Attorney level. Again, this process is typical of how new law school graduates are hired in other settings.

The proposed salary range for the new Staff Attorney Trainee level is \$102,720.40-\$124,857.30 per year. This compares with the current Board-established salary range for the Staff Attorney level of \$153,562.00-\$186,655.57 per year. This lower proposed salary range for the Staff Attorney Trainee level aligns with the more limited autonomy and responsibility given to a Fellow not yet licensed to practice law.

By modifying the existing classification specification for the Staff Attorney to add a Staff Attorney Trainee level, the Air District would eliminate a barrier to employment by improving an employment pipeline into our organization.

BUDGET CONSIDERATION/FINANCIAL IMPACT

There is no direct financial impact of this proposed change to the Staff Attorney classification, as it does not authorize any new positions. Approval by the Board of Directors will be required to fund the Fellowship Program, which staff will request in the Fiscal Year Ending 2026 budget.

Respectfully submitted,

Philip M. Fine
Executive Officer/APCO

Prepared by: Lisa Baker and Carrie Schilling
Reviewed by: Alexander Crockett

ATTACHMENTS:

1. Staff Attorney - Class Specification Bulletin

**Bay Area Air Quality Management District
STAFF ATTORNEY/STAFF ATTORNEY TRAINEE**

CLASS CODE	SALARY Attorney: \$73.83 - \$89.74 Hourly \$2,953.12 - \$3,589.53 Weekly \$12,796.83 - \$15,554.63 Monthly \$153,562.00 - \$186,655.57 Annually
	Trainee \$49.39 - \$60.03 Hourly \$1,975.39 - \$2,401.10 Weekly \$8,560.03 - \$10,404.78 Monthly \$102,720.40 - \$124,857.30 Annually

REVISION DATE September 9, 2024

Distinguishing Characteristics

DEFINITION

Under direct supervision, performs legal work at a new attorney level representing the Air District and providing advice and counsel to Air District management, staff and committees; and performs related work as assigned. For the Staff Attorney Trainee level, provides supervised assistance to Air District attorneys in performing such work without engaging in the practice of law themselves.

DISTINGUISHING CHARACTERISTICS

Staff Attorney:

Staff Attorney is the entry-level attorney position in the legal division. It is designed to allow a new attorney to gain specific environmental law experience. Incumbents receive direct guidance and supervision in the performance of their duties. Assignments at this level require the ability to handle routine problems under general supervision. This class is distinguished from Assistant Counsel I/II in that the latter oversees cases more complex in nature.

Staff Attorney Trainee:

Positions in this class provide supervised assistance to Air District attorneys with work on routine legal assignments while learning the Air District policies and procedures and specialized legal knowledge relating to air quality. Positions follow existing guidelines and procedures. Works under supervision of an attorney and does not engage in the practice of law.

EXAMPLES OF DUTIES (Illustrative only)

Staff Attorney:

- Prepares and tries routine legal cases, often involving a specialized body of law.
- Researches legal problems and prepares and reviews legal documents, including opinions, briefs,

ordinances, resolutions, and contracts.

- Advises Air District departmental management regarding District authority, jurisdiction, functions and operational procedures.
- Represents the Air District in court and in administrative hearings before boards and commissions and state and federal agencies.
- Attends Air District departmental, board and committee meetings and provides legal advice on a variety of matters.
- Investigates and prepares reports regarding claims by and against the Air District and recommends actions to be taken.
- Reviews ordinances, resolutions, contracts and other documents for legal sufficiency; recommends modifications as required.
- Maintains accurate records and files and compiles reports of work performed.
- Monitors legal developments, including proposed legislation and court decisions; evaluates their impact on Air District operations.
- Performs other duties as assigned.

Staff Attorney Trainee:

- Conducts legal research and prepares legal memoranda for review by attorneys.
- Assists attorneys in the preparation of routine cases, often involving a specialized body of law.
- Assists attorneys in reviewing air quality regulations and policies.
- Monitors legal developments, including proposed legislation and court decisions, considers their impacts on the Air District operations, and reports to supervising attorneys.
- Participates in Air District departmental, Board, and committee meetings.
- Maintains, organizes, and tracks accurate records and compiles reports of work performed.
- Supports special projects as needed.
- Performs related duties as assigned.

MINIMUM QUALIFICATIONS

Education & Experience:

A typical way to obtain the knowledge and skills is:

Staff Attorney:

Equivalent to a bachelor's degree from an accredited college or university and a law degree from an accredited law school. Must be a member in good standing of the State Bar of California.

Staff Attorney Trainee:

Equivalent to a bachelor's degree from an accredited college or university and a law degree from an accredited law school; and in the process of gaining admission to the California bar (including studying for, taking, and passing the bar exam and fulfilling all related requirements for admission). The exam must be successfully completed, and bar admission obtained within twelve months of hire.

KNOWLEDGE, SKILLS, AND ABILITIES

NOTE: The level and scope of the knowledge and skills required are related to job duties as described under Distinguishing Characteristics.

Knowledge of:

- Principles and procedures of civil law, with a basic knowledge of environmental law principles helpful

but not required.

- Procedures and practices and effective techniques in the presentation of cases. Judicial procedures and rules of evidence.
- Principles, methods and techniques of legal research, analysis and investigation. Air District rules and regulations and state and federal laws.
- Responsibilities and obligations of public officials and administrative agencies. Rules of procedure governing the conduct of hearings before administrative bodies. Skill in:
- Defining issues, performing legal research, analyzing problems, evaluating alternatives and making appropriate recommendations.
- Presenting statements of fact, law and argument clearly and logically.
- Exercising sound, independent judgment within general policy guidelines and legal parameters. Interpreting state and federal laws affecting Air District operations.
- Representing the Air District effectively in hearings, courts of law and meetings with others.
- Preparing clear, concise and legally sufficient resolutions, ordinances, contracts, leases, permits, reports, correspondence and other written materials.
- Establishing and maintaining effective working relationships with those contacted during the attorney's work.

PHYSICAL DEMANDS AND WORKING CONDITIONS

Physical Demands:

Must possess mobility to work in a standard office setting and use standard office equipment, including a computer; vision to read printed materials and a computer screen; and hearing and speech to communicate in person and over the telephone. This is primarily a sedentary office classification although standing in work areas and walking between work areas may be required. Finger dexterity is needed to access, enter, and retrieve data using a computer keyboard or calculator and to operate standard office equipment. Positions in this classification occasionally bend, stoop, kneel, reach, push, and pull drawers open and closed to retrieve and file information.

Employees must possess the ability to lift, carry, push, and pull materials and objects up to 25 pounds.

Working Conditions:

Incumbents perform work in an office setting with moderate noise levels, controlled temperature conditions, and no direct exposure to hazardous physical substances.

BOARD MEETING DATE: October 2, 2024

REPORT: Stationary Source Committee

SYNOPSIS: The Stationary Source Committee (Committee) held a meeting on Wednesday, September 11, 2024. The following is a summary of the meeting.

RECOMMENDED ACTION:

Receive and file.

Mark Ross, Vice Chair
Stationary Source Committee

MR:mh

CALL TO ORDER

Neither the Stationary Source Committee (Committee) Chairperson, nor Vice Chairperson, were present at the meeting. Per (§)5 (Conduct of Meetings) of the Board Rules of Procedure, “In the absence of the Chairperson, the Vice-Chairperson shall preside. In the absence of both officers, the Clerk of the Boards shall call the meeting to order. The Directors present shall then, by majority vote of those present, appoint a temporary presiding officer.” The Clerk called the meeting to order at 10:02 a.m., and took roll to establish a quorum:

Roll Call:

Present, In-Person (Bay Area Metro Center, 375 Beale Street, Yerba Buena Room, San Francisco, California, 94105): Directors Ken Carlson, John Gioia, and Lynda Hopkins.

Present, In-Person (Office of Contra Costa County Supervisor John Gioia, 11780 San Pablo Ave., Suite D Conference Room, El Cerrito, CA 94530): Directors Gabe Quinto and Steve Young.

Present, In-Person (City of Palo Alto City Hall, 250 Hamilton Ave., Palo Alto, CA 94301): Director Vicki Veenker.

Present, In-Person (Office of Santa Clara County Supervisor Otto Lee, 70 W Hedding St, East Wing, 10th Floor, San Jose, CA 95110): Director Otto Lee.

Absent: Vice Chairperson Ross.

The Clerk then asked for a motion and second to appoint a member of the Committee to preside.

Committee Action

Director Carlson made a motion, seconded by Director Gioia, to **appoint** Director Lynda Hopkins to preside over the Stationary Source Committee meeting of September 11, 2024; and the motion **carried** by the following vote of the Committee:

AYES: Carlson, Gioia, Hopkins, Lee, Quinto, Veenker.
NOES: None.
ABSTAIN: None.
ABSENT: Ross, Young.

Committee member, Lynda Hopkins, acknowledged the 23rd anniversary of the September 11, 2001, attacks.

For additional details of the Stationary Source Committee Meeting, please refer to the webcast, [which can be found here](#). Please use the webcast's index to view specific agenda items.

CONSENT CALENDAR

3. **APPROVAL OF THE DRAFT MINUTES OF THE STATIONARY SOURCE COMMITTEE MEETING OF JULY 17, 2024**

Public Comments

No requests received.

Committee Comments

None.

Committee Action

Director Carlson made a motion, seconded by Director Gioia, to **approve** the Draft Minutes of the Stationary Source Committee meeting of July 17, 2024; and the motion **carried** by the following vote of the Committee:

AYES: Carlson, Gioia, Hopkins, Lee, Quinto, Veenker.
NOES: None.
ABSTAIN: None.
ABSENT: Ross, Young.

INFORMATIONAL ITEMS

4. UPDATES TO THE 2024 - 2025 REGULATORY AGENDA

Victor Douglas, Director of the Rules and Strategic Policy Division, gave the staff presentation *Update to the 2024-2025 Regulatory Agenda*, including: requested action; outcome; outline; updating our prioritization process; regulatory commitments; recent updates – appliance rules changes for US Environmental Protection Agency (EPA) State Implementation Plan (SIP) approval, Strategic Plan commitments for fenceline and community monitoring, Strategic Plan commitments to minimize flaring; Permitting Efficiencies (Strategy 4.1); and next steps.

Public Comments

Public comments were given by Jan Warren, Interfaith Climate Action Network of Contra Costa County; and Gary Hughes, biofuelwatch.org.

NOTED PRESENT: Director Young was noted present at 10:25 a.m.

Committee Comments

The Committee and staff discussed changes that the EPA is making to the Air District's submitted appliance rules to ensure federal enforceability of the rules and consistency with the current SIP, and whether the Air District's SIP Letter of Commitment to the EPA requires Board approval; whether the Air District plans to propose additional regulations focusing on Nitrogen Oxides (NOx) emissions; whether diesel generators that emit fewer emissions exist, and whether the Air District may enforce regulations requiring such technology; the desire for the Air District to prioritize refinery flaring, permitting efficiencies, and fenceline air monitoring rulemakings; the anticipated timeline for the Air District's whitepaper on refinery flaring; and whether the Air District plans to propose an indirect source regulation and whether that would be agendized at the Board's Stationary Source Committee or Policy, Grants, and Technology Committee.

Committee Action

No action taken.

5. UPDATE ON INDIRECT SOURCES

Mark Tang, Assistant Manager in the Planning Division, and Laura Cackette, Principal Environmental Planner, gave the staff presentation *Update on Indirect Sources*, including: outcome; outline; recap of March presentation; recap of background; recap of objective; regulatory landscape of other air districts, California Air Resources Board, and new legislation; emissions data; resources needed for rule development and implementation; local action to address indirect sources; proactive long-range planning; example: Draft Contra Costa County 2045 General Plan; local land use decisions; example best practices for indirect sources; next steps discussion; and detailed emissions.

Public Comments

Public comments were given by Mars Keith, Sierra Club; Jan Warren, Interfaith Climate Action Network of Contra Costa County; Emma Ishii, Asian Pacific Environmental Network (APEN); and Sarah Chen Small, Communities for a Better Environment.

Committee Comments

The Committee and staff discussed the comparison of the size of the Air District's Rules and Strategic Policy Division with those of other California air districts, and the desire to prioritize hiring additional employees in that division; a realistic amount of rulemakings that can be accomplished in the next two years with the Air District's current number of Rules and Strategic Policy staff; the public's desire for action that will result in immediate emissions reductions, and how action from local jurisdictions may achieve that (over having to wait for state regulations to be implemented); the example of a new FedEx distribution center in Richmond that is designed to have zero emissions within five years of operation and is regarded as the greenest distribution facility in the west, with infrastructure enabled to support its electric fleet; the desire for an indirect source regulation that would address both existing and new facilities; the suggestion of engaging with indirect source entities that attract mobile sources of pollution to impress upon them the importance of protecting overburdened, disadvantaged communities and encouraging their investments into particular areas; whether emissions from marine vessels are decreasing, and the suggestion of mapping vessels' locations to assess their proximity to AB 617 communities and measuring wind patterns; the definition of "hoteling ships"; the fact that the League of California Cities is in opposition to Assembly Bill 98 (Carrillo, Juan and Reyes) Planning and Zoning: Logistics Use: Truck Routes, and how those efforts may affect any indirect source rule of the Air District's; the desire for port electrification; whether an indirect source regulation could address the driving of autonomous vehicles that impact certain communities; the estimated number of existing facilities that may be indirect sources in the Bay Area and the potential growth trajectory (under more stringent land use regulations); the suggestion that the Air District partners with local jurisdictions in which indirect sources may be located and provide them with general plan policies and conditions for new warehouse facilities; and California Attorney General Rob Bonta's involvement with indirect source rules.

Committee Action

No action taken.

OTHER BUSINESS

6. PUBLIC COMMENT ON NON-AGENDA MATTERS

No requests received.

7. COMMITTEE MEMBER COMMENTS

None.

8. TIME AND PLACE OF NEXT MEETING

Wednesday, October 9, 2024, at 10:00 a.m. at 375 Beale Street, San Francisco, CA 94105. The meeting will be in-person for the Stationary Source Committee members and members of the public will be able to either join in-person or via webcast.

Adjournment

The meeting was adjourned at 11:48 a.m.

Attachments

#3 – Draft Minutes of the Stationary Source Committee Meeting of July 17, 2024

#4 – Updates To The 2024 - 2025 Regulatory Agenda

#5 – Update On Indirect Sources

BOARD MEETING DATE: October 2, 2024

REPORT: Community Equity, Health, and Justice Committee

SYNOPSIS: The Community Equity, Health, and Justice Committee (Committee) held a meeting on Wednesday, September 11, 2024. The following is a summary of the meeting.

RECOMMENDED ACTION:

Receive and file.

John Gioia, Chair
Community Equity, Health, and Justice Committee

JG:mh

CALL TO ORDER

Roll Call:

Present, In-Person (Bay Area Metro Center, 375 Beale Street, Yerba Buena Room, San Francisco, California, 94105): Vice Chairperson Noelia Corzo; and Director Shamann Walton.

Present, In-Person (Napa County Administration Building, 1195 Third Street, Suite 310, Crystal Conference Room, Napa, CA 94559): Director Joelle Gallagher.

Absent: Chairperson John Gioia; and Director Mark Salinas.

Call to Order

Vice Chair Corzo called the meeting to order at 1:03 p.m.

For additional details of the Community Equity, Health, and Justice Committee Meeting, please refer to the webcast, [which can be found here](#). Please use the webcast's index to view specific agenda items.

CONSENT CALENDAR

3. APPROVAL OF THE DRAFT MINUTES OF THE COMMUNITY EQUITY, HEALTH & JUSTICE COMMITTEE MEETING OF JULY 17, 2024

Public Comments

No requests received.

Committee Comments

None.

Committee Action

Director Walton made a motion, seconded by Vice Chair Corzo, to **approve** the Draft Minutes of the Community Equity, Health, and Justice Committee Meeting of July 17, 2024; and the motion **carried** by the following vote of the Committee:

AYES: Corzo, Gallagher, Walton.
NOES: None.
ABSTAIN: None.
ABSENT: Gioia, Salinas.

INFORMATIONAL ITEMS

4. JAMES CARY SMITH COMMUNITY GRANT PROGRAM UPDATE

Aneesh Rana and Elinor Mattern, Senior Staff Specialists in the Community Engagement Office, along with community grantee representatives Larisa Casillas, Program Director of Leadership Development, and Advocacy for Urban Habitat, and Ken Szutu, Founder and Director of the Citizen Action Monitoring Network, gave the presentation *James Cary Smith Community Grant Program Update*, including: presentation for information only; outline; James Cary Smith; James Cary Smith Grant Program; background on grant program; current grant cycle; 2021-2022 James Cary Smith Community Grant awardees; approaches to building capacity; program components; evaluation findings; upcoming request for applications; next steps; and grantee perspectives from Urban Habitat and Citizen Air Monitoring Network of Vallejo.

Public Comments

Public comments were given by Sharon Quach, Breathe California; Jan Warren, Interfaith Climate Action Network of Contra Costa County; and Kevin Jefferson, Community Advisory Council (CAC) Co-Chair.

Committee Comments

The Committee and staff discussed whether grant awards have increased since community grant programs were consolidated and realigned in 2021, and lessons learned since 2021; whether the previous grant cycle was competitive; appreciation for the Urban Habitat's Boards and Commissions Leadership Institute; the recruitment process for the Clean Air Monitoring Network's Clean Air Ambassador program; and grantees' perspectives on engagement with Air District staff.

Committee Action

No action taken.

5. COMMUNITY ADVISORY COUNCIL UPDATE ON THE JULY 25, 2024 CAC MEETING

Community Advisory Council Co-Chair, John Kevin Jefferson III, gave the presentation *Overview of the July 25, 2024 Community Advisory Council Special Meeting*, including: outcome and outline; July 25, 2024 CAC Special Meeting; and reflections on the benefits of collaboration on the Strategic Plan.

Public Comments

No requests received.

Committee Comments

The Committee and staff discussed the CAC’s reaction to the Air District’s Draft Strategic Plan; and the CAC and Air District’s progressive leadership in cleaning the air.

Committee Action

No action taken.

OTHER BUSINESS

6. PUBLIC COMMENT ON NON-AGENDA MATTERS

No requests received.

7. COMMITTEE MEMBER COMMENTS

None.

8. REPORT OF THE DEPUTY EXECUTIVE OFFICER OF EQUITY AND COMMUNITY PROGRAMS

Arsenio Mataka, Deputy Executive Officer of Equity and Community Programs, announced the following:

- The Air District annually observes Hispanic/Latin American Heritage Month from September 15 to October 15, recognizing the culture, history, and contributions of Latin American communities.
- The Air District’s Diversity, Equity, and Inclusion Office is developing an action plan to support efforts that support diversity, equity, inclusion, and belonging, which is in alignment with the Air District’s 2024-2029 Strategic Plan. As the action plan is implemented, updates on the plan will be presented to this committee.

9. **TIME AND PLACE OF NEXT MEETING**

Wednesday, October 9, 2024, at 1:00 p.m. at 375 Beale Street, San Francisco, CA 94105. The meeting will be in-person for the Community Equity, Health and Justice Committee members and members of the public will be able to either join in-person or via webcast.

Adjournment

The meeting was adjourned at 1:53 p.m.

Attachments

- #3 – Draft Minutes of the Community Equity, Health, and Justice Committee Meeting of July 17, 2024
- #4 – James Cary Smith Community Grant Program Update
- #5 – Community Advisory Council Update on the July 25, 2024 CAC Meeting

BOARD MEETING DATE: October 2, 2024

REPORT: Finance and Administration Committee

SYNOPSIS: The Finance and Administration Committee (Committee) held a meeting on Wednesday, September 18, 2024. The following is a summary of the meeting.

RECOMMENDED ACTION:

Receive and file.

Davina Hurt, Chair
Finance and Administration Committee

DH:mh

Committee Members

Roll Call:

Present, In-Person (Bay Area Metro Center (375 Beale Street, 1st Floor Board Room, San Francisco, California, 94105): Committee Chairperson Davina Hurt; and Directors Mark Ross, and Katie Rice.

Present, In-Person Satellite Location (Santa Rosa Junior College Campus, Doyle Library, Room 148, 1501 Mendocino Ave, Santa Rosa, California, 95401): Vice Chairperson Lynda Hopkins.

Present, In-Person Satellite Location (San Mateo County Board of Supervisors Offices, 500 County Center, 5th Floor, Redwood City, California, 94063): Director Ray Mueller.

Absent: Directors Margaret Abe-Koga; Juan González III, David Haubert, Tyrone Jue.

Call to Order

Finance and Administration Committee (Committee) Chairperson, Davina Hurt, called the meeting to order at 10:05 a.m.

For additional details of the Finance and Administration Committee Meeting, please refer to the webcast, which can be found [here](#) 24 hours after the meeting as concluded. Please use the webcast's index to view specific agenda items.

CONSENT CALENDAR (ITEMS 3-5)

3. APPROVAL OF THE DRAFT MINUTES OF THE FINANCE AND ADMINISTRATION COMMITTEE MEETING OF MAY 15, 2024

The Committee approved the Draft Minutes of the Finance and Administration Committee Meeting of May 15, 2024.

4. FINANCIAL UPDATE FOR THE FISCAL YEAR (FY) 2023-2024 THIRD QUARTER ENDING MARCH 31, 2024

The Committee received the FY 2023-2024 financial update for the third quarter ending March 31, 2024.

5. HEARING BOARD QUARTERLY REPORT: JANUARY 2024 - MARCH 2024

The Committee received the Hearing Board Quarterly Report for the period of April 2024 through June 2024.

Public Comments

No requests received.

Committee Comments

None.

Committee Action

Director Rice made a motion, seconded by Director Ross to **approve** the Consent Calendar, Items 3 through 5, inclusive; and the motion **carried** by the following vote of the Committee:

AYES: Hopkins, Hurt, Mueller, Rice, Ross.
NOES: None.
ABSTAIN: None.
ABSENT: Abe-Koga, González, Haubert, Jue.

ACTION ITEM

6. AMENDMENT TO STAFF ATTORNEY POSITION CLASSIFICATION TO REDUCE BARRIERS TO RECRUITING

Alexander Crockett, General Counsel, gave the staff presentation *Amendment to Staff Attorney Position Classification to Reduce Barriers to Recruiting*, including: outcome; requested action; Environmental Justice (EJ) Fellowship program overview; content of the EJ Fellowship program; program timeline; need for staff attorney class specification revision; solution: create “Staff Attorney Trainee” specification; and recommended action.

Public Comments

No requests received.

Committee Comments

The Committee and staff discussed whether attempting to modify this existing classification specification, in an effort to eliminate barriers to employment, has shed light on potential improvements that need to be made in other (recruitment) programs at the AD; competing with the private sector for job candidates; the belief that the Air District's EJ Fellowship is an interesting way to address financial hardship (and may carry debt) of program candidates living in overburdened communities who have lived experience with EJ issues; the suggestion that the Air District offers "tours" of Air District offices to give young people exposure to office buildings and professional working environments, especially in the public sector; the suggestion of reaching out to junior and community colleges so that potentially interested students can know of the opportunity sooner than later; and what course of action would be taken if an admitted fellow who has not passed the California Bar exam within the first year of their fellowship has still not passed the exam into their second year of the fellowship.

Committee Action

Director Ross made a motion, seconded by Director Rice, to **adopt** an amendment to the "Staff Attorney" position classification to add a "Staff Attorney Trainee" level for recent law school graduates who want to begin work while awaiting their bar exam results and admission to practice; and the motion **carried** by the following vote of the Committee:

AYES: Hopkins, Hurt, Mueller, Rice, Ross.
NOES: None.
ABSTAIN: None.
ABSENT: Abe-Koga, González, Haubert, Jue.

OTHER BUSINESS

7. PUBLIC COMMENT ON NON-AGENDA MATTERS

Public comments were given by Kevin Buchan, Western States Petroleum Association

8. COMMITTEE MEMBER COMMENTS

Regarding public comments that were given during Item 7 (Public Comments on Non-Agenda Matters), Director Mueller requested that Air District staff report back on the status of the Regulated Community's desire for a modified labor tracking/billing practice that includes specific efforts, such as permit number, facility, and equipment.

9. TIME AND PLACE OF NEXT MEETING

Wednesday, October 16, 2024, at 10:00 a.m. at 375 Beale Street, San Francisco, CA 94105. The meeting will be in-person for the Finance and Administration Committee members and members of the public will be able to either join in-person or via webcast.

Adjournment

The meeting was adjourned at 10:34 a.m.

Attachments

- #3 – Approval of the Draft Minutes of the Finance and Administration Committee Meeting of May 15, 2024
- #4 – Financial Update for the Fiscal Year (FY) 2023-2024 Third Quarter Ending March 31, 2024
- #5 – Hearing Board Quarterly Report: January 2024 - March 2024
- #6 – Amendment to Staff Attorney Position Classification to Reduce Barriers to Recruiting

BOARD MEETING DATE: October 2, 2024

REPORT: Policy, Grants, and Technology Committee

SYNOPSIS: The Policy, Grants, and Technology Committee (Committee) held a meeting on Wednesday, September 10, 2024. The following is a summary of the meeting.

RECOMMENDED ACTION:

Receive and file.

Vicki Veenker, Chair
Policy, Grants, and Technology Committee

VV:mh

CALL TO ORDER

Roll Call:

Present, In-Person (Bay Area Metro Center (375 Beale Street, 1st Floor Temazcal Room, San Francisco, California, 94105): Committee Chairperson Vicki Veenker; Committee Vice Chairperson Sergio Lopez; and Directors Ken Carlson, Noelia Corzo, and Katie Rice.

Present, In-Person Satellite Location (Napa County Administration Building, Crystal Conference Room, 1195 Third Street, Suite 310, Napa, CA 94559): Director Joelle Gallagher.

Absent: Directors Margaret Abe-Koga, Juan González III, Erin Hannigan.

Call to Order

Chair Veenker called the meeting to order at 1:01 p.m.

For additional details of the Finance and Administration Committee Meeting, please refer to the webcast, which can be found [here](#) 24 hours after the meeting as concluded. Please use the webcast’s index to view specific agenda items.

CONSENT CALENDAR

- 3. **APPROVAL OF THE DRAFT MINUTES OF THE POLICY, GRANTS, AND TECHNOLOGY COMMITTEE SPECIAL MEETING OF JULY 10, 2024**

Public Comments

No requests received.

Committee Comments

None.

Committee Action

Director Carlson made a motion, seconded by Director Corzo, to **approve** the Draft Minutes of the Policy, Grants, and Technology Committee Meeting of July 10, 2024; and the motion **carried** by the following vote of the Committee:

AYES: Carlson, Corzo, Gallagher, Rice, Veenker.
NOES: None.
ABSTAIN: None.
ABSENT: Abe-Koga, González, Hannigan, Lopez.

ACTION ITEMS

4. CONSIDERATION OF PROPOSITION 4, THE SAFE DRINKING WATER, WILDFIRE PREVENTION, DROUGHT PREPAREDNESS, AND CLEAN AIR BOND ACT OF 2024

Alan Abbs, Legislative Officer, gave the staff presentation *Consideration of Proposition 4 (2024)*, including: action requested; Proposition 4 (2024); key goals of Proposition 4 bond funds; fiscal effects; and recap: action requested.

NOTED PRESENT: Vice Chair Lopez was noted present at 1:06 p.m

Public Comments

Public comments were given by Dr. Stephen Rosenblum, Palo Alto resident.

Committee Comments

The Committee and staff discussed whether Air District staff recommends that the Board supports this proposition; whether the passage of the proposition reduce future funding for the Air District; the manner in which the bond measures within Proposition 4 (2024) would be implemented, should it be passed; the definition of “water resilience”; potential local and State savings if funding prevents disasters; the period of time over which the bond funds be paid out, and whether the and is these funding allocation amounts may be adjusted; the request for Air District staff to report to the Committee how the funds were allocated (even funds not pertaining to air quality), if the proposition passes; and the desire to endorse bills regarding wildfire prevention and resilience.

Committee Action

Director Rice made a motion, seconded by Vice Chair Lopez, to recommend the Board of Directors take a SUPPORT position on California Proposition 4, the Safe Drinking Water, Wildfire Prevention, Drought Preparedness, and Clean Air Bond Act of 2024, appearing on the November 5, 2024, Statewide General Election Ballot; and the motion **carried** by the following vote of the Committee:

AYES: Carlson, Corzo, Gallagher, Lopez, Rice, Veenker.
NOES: None.
ABSTAIN: None.
ABSENT: Abe-Koga, González, Hannigan.

5. **AUTHORIZATION TO EXECUTE GRANT AGREEMENTS FOR RECOMMENDED PROJECTS WITH PROPOSED GRANT AWARDS OVER \$500,000**

Chengfeng Wang, Manager in the Strategic Incentives Division, gave the staff presentation *Authorization to Execute Grant Agreements for Recommended Projects with Proposed Grant Awards Over \$500,000*, including: action items; outline; primary grant funding sources for Fiscal Year Ending (FYE 2025); Mobile Source Incentive programs: solicitations; cost effectiveness (CE) of mobile source projects; proposed project; Mobile Source Incentive programs: funding status summary (7/1/24 to 8/19/24); and recommendations.

Public Comments

Public comments were given by Dr. Stephen Rosenblum, Palo Alto resident.

Committee Comments

The Committee and staff discussed cost-effectiveness of zero-emission replacement projects; and whether Air District staff believes that the goal of allocating least 80% of \$113.6 million (for reward in FYE 2025) to clean air projects that benefit priority communities will occur.

Committee Action

Director Carlson made a motion, seconded by Director Rice, to recommend the Board of Directors approve the award of state and local incentive funding for one project with a proposed grant award in excess of \$500,000 and authorize the Executive Officer/Air Pollution Control Officer (APCO) to execute a grant agreement for the recommended project; and the motion **carried** by the following vote of the Committee:

AYES: Carlson, Corzo, Gallagher, Lopez, Rice, Veenker.
NOES: None.
ABSTAIN: None.
ABSENT: Abe-Koga, González, Hannigan.

INFORMATIONAL ITEMS

6. STATE LEGISLATIVE UPDATE

Mr. Abbs gave the staff presentation *State Legislative Update*, including: action requested; summary; Air District-sponsored and co-sponsored bills: Assembly Bill (AB) 1465 (Wicks) – Nonvehicular air pollution: civil penalties, AB 2298 (Hart, et al.) – coastal resources: Protecting Blue Whales and Blue Skies program, SB 382 (Becker) – single family residential property: disclosures; Board-approved position bills: AB 2522 (Carrillo) – air districts: governing boards: compensation, AB 2851 (Bonta) – metal shredding facilities: fenceline air quality monitoring, AB 2958 (Calderon) – California State Air Resources Board (CARB): board members: compensation, SB 674 (Gonzalez) – air pollution: covered facilities: community air monitoring systems: fenceline monitoring systems, SB 1158 (Archuleta) – Carl Moyer Program Air Quality Standards Attainment Program, SB 1193 (Menjivar) – airports: leaded aviation gasoline, SB 1298 (Cortese) – Certification of thermal powerplants: data centers; other bills of interest: SB 1234 (Allen) – hazardous materials: metal shredding facilities, AB 98 (J. Carrillo) – Planning and zoning: logistics use: truck routes, AB 180 (Gabriel) – Budget Act of 2024 (Budget Bill Junior), AB 218 (Committee on Budget) – Oil and gas: trailer bill; AB 1122 (Bains) – Commercial harbor craft: equipment, A 1296 (Grayson) – Bar pilots; regulation of vessels, AB 2401 (Ting) – Clean Cars 4 All program; AB 2561 (McKinnor) – Local public employees: vacant positions, SB (Dodd) – Prescribed fire: civil liberty: cultural burns, SB 950 (Skinner) – Energy: transportation fuels: inventories: turnaround and maintenance; and Special Session bills: ABX2-1 (Hart and Aguiar-Curry) – Energy: transportation fuels: inventories: turnaround and maintenance.

The Committee then received an update on the Governor’s call for a Special Session of the Legislature to address California’s gasoline supply and gas price spikes.

Public Comments

Public comments were given by Dr. Stephen Rosenblum, Palo Alto resident.

Committee Comments

The Committee and staff discussed the reasons that the South Coast Air Quality Management District desires that the Governor veto AB 2851 (Bonta), and whether the Bay Area Air Quality Management District plans to be involved in any next steps with this bill; and whether the vetoing of SB 674 (Gonzalez) may affect the Community Air Protection program, and what next steps might be to reintroduce to the Legislature.

Committee Action

No action taken.

7. CALIFORNIA AIR RESOURCES BOARD ACTIVITIES UPDATE

Viet Tran, Deputy Executive Officer of Public Affairs, gave the staff presentation *California Air Resources Board Activities Update*, including: action requested; outcome; summary; rulemaking – amendments to area designations, zero-emission forklift regulation, Low Carbon Fuel Standard; and update – Cap and Trade program, Community Air Protection program, zero-emission school bus and infrastructure, statewide mobile monitoring initiative, Electrify America (Volkswagen investment), zero-emission vehicles.

Public Comments

No requests received.

Committee Comments

The Committee and staff discussed how the recently expanded eligible projects under the Community Air Protection program is being communicated to potential recipients; appreciation for zero-emission school buses projects; and the nature of Air District and CARB staff interaction.

Committee Action

No action taken.

OTHER BUSINESS

8. PUBLIC COMMENT ON NON-AGENDA MATTERS

No requests received.

9. COMMITTEE MEMBER COMMENTS

None.

10. TIME AND PLACE OF NEXT MEETING

Wednesday, October 16, 2024, at 1:00 p.m. at 375 Beale Street, San Francisco, CA 94105. The meeting will be in-person for the Policy, Grants, and Technology Committee members and members of the public will be able to either join in-person or via webcast

Adjournment

The meeting was adjourned at 3:01 p.m.

Attachments

#3 – Draft Minutes of the Policy, Grants, and Technology Committee Special Meeting of July 10, 2024

- #4 – Consideration Of Proposition 4, The Safe Drinking Water, Wildfire Prevention, Drought Preparedness, And Clean Air Bond Act Of 2024
- #5 – Authorization To Execute Grant Agreements For Recommended Projects With Proposed Grant Awards Over \$500,000
- #6 – State Legislative Update
- #7 – California Air Resources Board Activities Update

BOARD MEETING DATE: October 2, 2024

REPORT: Community Advisory Council

SYNOPSIS: The Community Advisory Council (Council) held a meeting on Thursday, September 19, 2024. The following is a summary of the meeting.

RECOMMENDED ACTION:

Receive and file.

John Kevin Jefferson, Co-Chair
Mayra Pelagio, Co-Chair
Ken Szutu, Co-Chair
Community Advisory Council

JKJ/MP/KS:mh

CALL TO ORDER - ROLL CALL

The meeting Facilitator, Randolph Belle of Randolph Belle, Artist (RBA) Creative, called the Community Advisory Council (Council) in-person meeting to order at 6:02 p.m.

Roll Call:

Present, In Person: Council Co-Chairperson Ken Szutu; and Council Members Dr. Juan Aguilera, Sejal Babaria, William Goodwin, Patrick Messac, Rio Molina, Dominick Ramirez, Dr. John Ritterman, Kevin G. Ruano Hernandez, Violet Saena, Latasha Washington.

Absent: Council Co-Chairpersons John Kevin Jefferson and Mayra Pelagio; and Council Members Ms. Margaret Gordon and Arieann Harrison.

For additional details of the Community Advisory Council Meeting, please refer to the webcast, which can be found [here](#) 24 hours after the meeting. Please use the webcast's index to view specific agenda items.

2. PUBLIC COMMENTS ON NON-AGENDA MATTERS

No requests received.

CONSENT CALENDAR (ITEMS 3-4)

3. APPROVAL OF THE DRAFT MINUTES OF THE COMMUNITY ADVISORY COUNCIL MEETING OF July 25, 2024

The Council approved the Draft Minutes of the Community Advisory Council Special Meeting of July 25, 2024.

4. SELECTION OF ADDITIONAL MEMBERS TO THE COMPLIANCE AND ENFORCEMENT AD HOC COMMITTEE

At its Special meeting on July 25, 2024, the Council formed the Compliance and Enforcement Ad Hoc Committee to collaborate with Air District staff and community stakeholders in developing an agenda of compliance and enforcement topics to be discussed during the 2025 Community Advisory Council meetings. The appointed Council members included: Co-Chair Szutu, Council Member Ms. Gordon, Council Member Dr. Ritterman, Council Member Ruano Hernandez, Co-Chair Jefferson (as an alternate), Council Member Goodwin (as an alternate). Due to existing membership in two other ad hoc committees, Co-Chair Jefferson will no longer serve as an alternate on this committee. With four seats open on the ad hoc committee, Council Member Goodwin will participate as a regular member and three seats become available for the new CAC members.

On September 19, 2024, the Council selected additional members who were interested in joining the Council’s Compliance and Enforcement Ad Hoc Committee, including: Sejal Babaria, Patrick Messac, and Dominick Ramirez.

Public Comments

No requests received.

Council Comments

None.

Council Action

Council Member Ruano Hernandez made a motion, seconded by Council Member Goodwin, to **approve** the Consent Calendar, Items 3 to 4, inclusive; and the motion **carried** by the following vote of the Council:

AYES: Aguilera, Babaria, Goodwin, Messac, Molina, Ramirez, Ritterman, Ruano Hernandez, Szutu.
NOES: None.
ABSTAIN: None.
ABSENT: Gordon, Harrison, Jefferson, Pelagio, Saena, Washington.

Motion Approved

ACTION ITEM

5. COMMUNITY ADVISORY COUNCIL (CAC) RECOMMENDATION FOR THE NEW CAC MEMBER

Council Member Kevin Ruano Hernandez, representing the Council's Member Selection Ad Hoc Committee, gave the presentation *Community Advisory Council (CAC) Recommendation for New CAC Member*, including: outcome; outline; requested action; creation; prior to first meeting; outreach; selected applicant.

Public Comments

No requests received.

Council Comments

The Council and staff discussed appreciation for the wide range of diverse and valuable candidates.

Council Actions

Council Member Ruano Hernandez made a motion, seconded by Co-Chair Szutu, to recommend the Board of Directors' Community Equity, Health, and Justice Committee recommend that the Board of Directors appoint Cynthia Prieto-Diaz to the vacant Alameda County seat on the Community Advisory Council; and the motion **carried** by the following vote of the Council:

AYES: Aguilera, Babaria, Goodwin, Messac, Molina, Ramirez, Ritterman, Ruano Hernandez, Szutu.
NOES: None.
ABSTAIN: None.
ABSENT: Gordon, Harrison, Jefferson, Pelagio, Saena, Washington.

Motion Approved

INFORMATIONAL ITEM

6. COMMUNITY ADVISORY COUNCIL'S ENVIRONMENTAL JUSTICE (EJ) CALL TO ACTION

Vernice Miller-Travis of The Metropolitan Group, and the Co-Chairs of the Council's EJ Policy Ad Hoc Committee, Council Member Rio Molina and Council Member Latasha Washington, gave the presentation *Community Advisory Council's Environmental Justice Call To Action*, including: outcome; requested action; outline; background of *A Call to Action*; summary of 9 CAC EJ priorities; testimonials from EJ Policy Ad Hoc Committee members; a *Call to Action* development; *A Call to Action* Table of Contents; Chapter 3: *At a Glance: The Air District's EJ Commitments*; Chapter 4 highlights: *Charting the Course: Actions in the Air District Will Take to Advance EJ*; and next steps.

NOTED PRESENT: Council Member Saena was noted present at 6:26 p.m., and Council Member Washington was noted present at 6:30 p.m.

Public Comments

No requests received.

Council Comments

The Council and staff discussed the suggestion of including national case studies regarding EJ issues; the suggestion of adding “resilience hubs”, which are community-serving facilities augmented to support residents, coordinate communication, distribute resources, and reduce carbon pollution while enhancing quality of life, to Strategy 2.4 (Community Health Data); the need to establish authority over the quality of the polluters’ data; appreciation for the focus on prioritization of reinvestment in EJ communities; whether public comments that are received will be incorporated into the final version of *A Call to Action: Charting a New Course Towards Environmental Justice at the Bay Area Air Quality Management District*; whether the strategies listed in the Air District’s recently-approved *2024-2029 Strategic Plan* have already been implemented; the suggestion of using more specific language that will help track progress, regarding legislative action; the manner in which the Air District and Council will track the progress of the priorities listed in *A Call to Action: Charting a New Course Towards Environmental Justice at the Bay Area Air Quality Management District*; and whether the Air District has maps that show the overlay of low-income communities, their levels of pollution, and the locations of petroleum refineries that can be added to the appendices.

Council Action

No action taken.

THE COUNCIL RECESSED AT 7:23 P.M., AND RESUMED AT 7:33 P.M.

OTHER BUSINESS

7. COMMUNITY BENEFIT FUND (CBF) AD HOC UPDATE

Council Member Goodwin provided the Council with an update from its Community Benefit Fund (Ad Hoc Committee, including:

- The CBF Ad Hoc Committee is developing a proposal to use participatory budgeting for the allocation and distribution of the CBF, currently \$3M. The CBF Ad Hoc Committee will provide an overview of other considered options, when the proposal of the preferred option is presented to the Council.
- A skeleton plan has been developed, including implementation, facilitation of the process, types of eligible projects that can be awarded, award amounts, reporting requirements, etc.

- The CBF Ad Hoc Committee is planning to work with a consultant to assist with the development of the CBF Ad Hoc Committee’s proposal. The Council will be updated regularly about this recruitment process.

Public Comments

No requests received.

Council Comments

None.

Council Action

No action taken.

8. COMPLIANCE AND ENFORCEMENT AD HOC COMMITTEE UPDATE

Co-Chair Szutu provided the Council with an update from its Compliance and Enforcement Ad Hoc Committee, including:

- The Compliance and Enforcement Ad Hoc Committee has met three times since its inception, and analyzed case study methods, what worked and what didn’t work after air quality incidents have occurred, and the community’s subsequent concerns.
- Cases are to be selected by data mining from the Air District’s Air Quality Complaint program.

Public Comments

No requests received.

Council Comments

None.

Council Action

No action taken.

9. REPORT OF THE EXECUTIVE OFFICER / AIR POLLUTION CONTROL OFFICER (APCO)

Dr. Philip M. Fine, Executive Officer / APCO, announced the following:

- Welcome to the three new Council Members who are serving at their first Council meeting today.

- The Air District observes Hispanic/Latin American Heritage Month from September 15 to October 15, recognizing the history, culture, and contributions of Hispanic and Latino Americans to society.
- On September 4, 2024, the Board of Directors approved the Air District's *2024-2029 Strategic Plan* for implementation. Thanks to the Council's EJ Policy Ad Hoc Committee and Council Members for their input and engagement in the process.
- On September 4, 2024, the Board of Directors heard a presentation on the new Diversity, Equity, and Inclusion Action Plan, which lists eight proposed actions to support diversity, equity, inclusion, and belonging.
- The Air District has announced its new Environmental Justice Law Fellowship Program. This is a two-year Fellowship program for new law school graduates to come work in the Air District's Legal Division working on equity and environmental justice issues. It will offer competitive pay, training, mentorship, and an opportunity to gain experience for a new lawyer looking to make a career doing this kind of work. The application deadline will be December 2, 2024, and there is more information available on the Air District's website at www.baaqmd.gov/ej-fellow.
- The Legislature returned from recess on August 5th, and concluded its 2-year session on August 31. Bills that have passed have been sent to the Governor, who has until September 30, 2024 to take action.
- Senate Bill (SB) 674 would strengthen monitoring at and around refineries, and was supported by the Air District. This bill passed by Legislature and was sent to the Governor for signature, however, it was then vetoed.
- Air District-sponsored bill, AB 2298 (Hart) related to voluntary vessel speed reduction programs. This bill unfortunately did not make it to the Senate Floor for a final vote.
- Other bills that have currently passed the Legislature and are awaiting action by the Governor include two Air District-sponsored bills; AB 1465 (Wicks) that would raise penalty ceilings at Title V facilities for violating air quality laws, and SB 382 (Becker) which would establish disclosure requirements by Realtors during a home transaction related to any future local or state decarbonization requirements.
- Other significant bills awaiting the Governor's signature include AB 2561 (Bonta) related to regulation of metal shredding operations, and SB 1193 (Menjivar) relating to phasing out leaded aviation gas.
- On September 30th, the Air District will host a public workshop kicking off the process of creating a Regional Climate Action Plan for the Bay Area. Through a Climate Protection Planning Grant from the US EPA, the Air District has an unprecedented opportunity to work with many public agencies, stakeholders, and communities to develop practical and equitable strategies to reduce the region's contribution to climate change. The public workshop will be held virtually on September 30th from 5:30 – 7:00pm.
- The Air District's (Technical) Advisory Council met this morning and continued discussions on cumulative impacts analysis within Air District policy development and programs. The Air District plans to hold joint meetings of the Council and the (Technical) Advisory Council in some fashion, as the (Technical) Advisory Council desires community input.
- On October 22nd, the Air District will host a virtual public forum to provide general education about the implementation of Air District Rules 9-6 and 9-4, our zero-NOx

Building Appliance Rules. In the session, staff will provide an overview of the amended rules and their benefits, update attendees on the work of the Implementation Working Group, and answer questions from the public. The public learning session will be held virtually on October 22nd from 6:00 – 7:30 pm.

- The Air District is working with Chair Hurt on Clean Air Talk events in non-AB617 cities and neighborhoods throughout the region. She has visited the City of San Carlos, San Jose in the Alum Rock neighborhood, and on October 5 will be at the Vallejo John F. Kennedy Library from noon to 1:00 p.m. to listen to resident’s air quality ideas, questions or concerns in the Vallejo community. On November 2nd she will be at the East Palo Alto Library and on December 7 she will be at the San Lorenzo Public Library.

Public Comments

Public comments were given by Alejandro Quintero.

Council Comments

The Council and staff discussed how the Air District plans to utilize the findings of the (Technical) Advisory Council, regarding cumulative impacts analysis within Air District policy development and programs; the goal of the Regional Climate Action Plan and what will be required of Bay Area local jurisdictions; whether Assemblymember Wicks or sponsors of AB 1465 have reached out to the Governor since the bill has gone to him for consideration; and EJ Fellowship program outreach.

10. COUNCIL MEMBER COMMENTS

Council Member Ruano Hernandez asked to speak with Air District staff offline regarding opportunities for Council Members to attend meetings with legislators at the State Capitol, as well as appropriate conferences.

Co-Chair Szutu recommended that the Council Members watch the recording of the (Technical) Advisory Council meeting from this morning (September 19, 2024).

Co-Chair Szutu mentioned a bi-weekly refinery community meeting that he attended several days ago, set up by the Air District’s Deputy Executive Officer of Public Affairs, Viet Tran. Co-Chair Szutu appreciated the fact that the participants spent half of the meeting time in an open discussion, without speaking time restrictions.

11. TIME AND PLACE OF NEXT MEETING

Thursday, November 21, 2024, at 6:00 p.m. at 375 Beale Street, San Francisco, CA 94105. The meeting will be in-person for the Community Advisory Council members and members of the public will be able to either join in-person or via webcast.

Adjournment

The meeting was adjourned at 8:16 p.m.

Attachments

- #3– Approval of the Draft Minutes of the Community Advisory Council Meeting of July 25, 2024
- #4– Selection of Additional Members to the Compliance And Enforcement Ad Hoc Committee
- #5– Community Advisory Council (CAC) Recommendation for the New CAC Member
- #6 – Community Advisory Council’s Environmental Justice (EJ) Call To Action

BAY AREA AIR QUALITY MANAGEMENT DISTRICT

Memorandum

To: Chairperson Davina Hurt and Members
of the Board of Directors

From: Philip M. Fine
Executive Officer/APCO

Date: October 2, 2024

Re: Toxic Air Contaminant Control Program Annual Report

RECOMMENDED ACTION

None. The Board of Directors will hold a public hearing to present the Air District's Toxic Air Contaminant Control Program Annual Report for 2024 and discuss its content and significance, but no action is required at this time.

BACKGROUND

Since 1987, the Air District has implemented toxic air contaminant control programs that are designed to identify and reduce the public's exposure to toxic air contaminants (TACs). The Air District's risk management strategies and local toxic control regulations with support from California and federal toxic regulations have been successfully reducing health risks both regionally and locally.

The Air District's Toxic Air Contaminant Control Program Annual Report – 2024 provides a comprehensive discussion of all Air District toxic control programs. This report includes the elements required for the California Assembly Bill (AB) 2588 Air Toxics Hot Spots (ATHS) Program's annual report (CA Health and Safety Code 44363). In addition, this report includes recent updates for each of the other Air District toxic programs, and it identifies TAC Program updates that are underway. The Air District's *2024-2029 Strategic Plan* identifies goals and priorities for these Toxic Control Programs, which include:

- reducing disparate impacts due to air pollution
- increasing accessibility of toxic emissions and health risk information,
- improving transparency for Air District decisions, and;
- considering Environmental Justice and Civil Rights in programs and actions.

DISCUSSION

The Air District's toxic control programs work together to enable the Air District to identify and reduce health impacts from air pollution: (1) in local areas, or "hot spots", that have unhealthy risk levels, (2) from source categories that have the potential to cause elevated health risks, (3) from new projects that may cause or contribute to elevated health risks for nearby residents or workers, and (4) to address community air toxic concerns. The Air District's Toxic Control Programs include the following major elements:

- **Air Toxics New Source Review (NSR)** – Preconstruction review for new or modified sources that emit TACs
- **Facility Risk Reduction** – Identification, assessment and reduction of health risks from existing facilities
- **TAC Control Measures** – Control regulations for source categories that emit TACs
- **TAC Emissions Inventory** – Identification and reporting of TAC emissions from permitted facilities
- **Air Toxics Ambient Air Monitoring** – Identification and assessment of TAC concentrations in ambient air at long term and temporary locations
- **Community Health Protection** – Reduction of air quality disparities and improvement of community health in vulnerable communities

The Air District's Toxic Air Contaminant Control Program Annual Report – 2024 explains each of these major programs, describes recent updates and improvements to these programs, and discusses planned program changes and concepts under development that are intended to further reduce health impacts resulting from air pollution in the Bay Area. Some of the highlights from this report are:

- **Air Toxics New Source Review (NSR)**
 - In 2016, the Air District amended Regulation 2, Rule 5 by incorporating major changes to California's health risk calculation procedures that were intended to be more protective of children's health.
 - In 2021, the Air District amended Regulation 2, Rule 5 to add a lower cancer risk limit for projects located in overburdened communities to consider cumulative impacts and reduce health impact disparities.
- **Facility Risk Reduction**
 - In 2017, the Air District adopted Regulation 11, Rule 18 to complement the AB 2588 Air Toxics Hot Spots (ATHS) Program and to further reduce health risks from existing facilities. This new regulation included California's updated prioritization scoring procedures for existing facilities and included a reassessment of ATHS program rankings for existing permitted facilities. The Air District initiated a reassessment of facility health risks for certain high and intermediate priority facilities using California's updated health risk calculation procedures.

- The Air District updated the implementation procedures for Regulation 11, Rule 18 in April 2024 and is considering further amendments to this regulation later this year that are intended to speed up the risk assessment and risk reduction processes.
- **TAC Control Measures**
 - The Air District is assessing potential regulatory amendments to Regulation 6, Rule 4: Particulate Matter, Metal Recycling and Shredding Operations. The Air District will soon be publishing a white paper that discusses the environmental impacts from metal shredding and recycling operations and potential strategies for reducing those impacts.
- **TAC Emissions Inventory**
 - Earlier in 2024, the Air District published TAC emission inventories for data years 2020, 2021, and 2022. The Air District has improved our internal procedures that will enable more expeditious publication of annual TAC emission inventories.
 - In September 2024, the Air District introduced a new toxic emissions mapping tool that will enable the public to more easily identify toxic facilities of concern in their community.
- **Air Toxics Ambient Air Monitoring**
 - During 2019-2022, the Air District worked in partnership with the Community Steering Committee for the Richmond-North Richmond-San Pablo Area on a Community Air Monitoring Plan (CAMP). The December 2022 Air Toxics Monitoring Study report identifies areas where higher levels of toxic gases were found and helped point to opportunities for emission and exposure reduction strategies.
 - In May 2024, the Air District published the draft 2024 Annual Air Monitoring Network Plan. Comments on this plan were accepted through June 20, 2024.
- **Community Health Protection**
 - In 2023, Bayview Hunters Point/Southeast San Francisco was selected as the fourth AB 617 community in the Bay Area due to longstanding air quality challenges, environmental justice grievances, and health inequities. A community steering committee has been selected and development of a Community Emission Reduction Plan (CERP) is underway.
 - The Air District has developed a proposed methodology for determining local health impacts from undifferentiated fine particulate matter (PM_{2.5}) emissions, which has been reviewed by the Air District's Advisory Council. The Air District is considering next steps for reducing PM_{2.5} exposure – for example, setting thresholds or use in a regulatory context.

The Air District's Toxic Air Contaminant Control Program Annual Report – 2024 also discusses the Air District's status on implementing AB 2588 AHS Program requirements. The Air District's Facility Risk Reduction Program includes the longstanding AB 2588 Program requirements and the Air District's new requirements pursuant to Regulation 11, Rule 18. The status of these two programs is summarized below.

Facility Prioritization Scores and Rankings

Facility prioritization scores are used to rank facilities based on the annual TAC emission rates and taking into consideration the type of health impact (cancer versus noncancer), the toxicity of each TAC emitted and the distance between the facility and nearby receptors. The facilities are ranked as high, intermediate, or low priority based on the prioritization score. The Air District updates prioritization scores for each permitted facility during the annual permit renewal process. For the 2022 inventory year, the number of facilities in each rank are summarized below. Facility rank, prioritization score, and emission inventories are available on-line using the Air District new toxic emissions mapping tool.

Facility Ranking (PS = Prioritization Score)	Total Facility Counts
2022 Inventory Year	
High Priority: PS \geq 10	872
Intermediate Priority: $1 \leq$ PS < 10	4,349
Low Priority: PS < 1	4,595
Total Facility Counts	9,816

Facility Health Risk Assessments

The Air District is evaluating the high priority facilities to determine if a new or updated health risk assessment (HRA) is warranted. Facility review is broken down into three phases: Phase I for the largest high priority facilities, Phase II for high and intermediate facilities meeting Regulation 11, Rule 18 review criteria, and Phase III for high priority facilities exempt from Regulation 11, Rule 18 but subject to the ATHS program. Once an HRA is complete, the health risk results are compared to the applicable risk action thresholds to determine if public notification or risk reduction is required. Risk action thresholds for the ATHS program and Regulation 11, Rule 18 are summarized below.

Health Risk Thresholds	Basis	Action
Cancer Risk: = or > 10 in million Noncancer: = or > 1.0 hazard index	Regulation 11, Rule 18	Submit Risk Reduction Plan
Cancer Risk: = or > 10 in million Noncancer: = or > 1.0 hazard index	ATHS Program	Public Notification to Households and 1 Public Meeting
Cancer Risk: = or > 100 in million Noncancer: = or > 10 hazard index	ATHS Program	Public Notification, Public Meetings, and Mandatory Audit and Risk Reduction Plan

Facility health risk assessment results completed to date are presented in Appendix A of the annual report. Table A-1 shows facility cancer risks in descending order, while Table A-2 shows non-cancer health impacts in descending order. Facility health risk assessments, work in progress and future work are summarized below.

	Phase I	Phase II	Phase III	HRA Not Required
Facility Size	Very Large	Medium and Large	Emergency Engines and Gasoline Stations	Small
Facility Rank	High	High and Select Intermediate	High	Intermediate and Low
Total Facility Count	33	293	559	8931
AB2588 / Toxic NSR HRAs (before 2018)	17	118	211	186
AB2588 / Toxic NSR HRAs (2018 to present)	0	1	135	85
AB2588 / Rule 11-18 – HRA Work In Progress	30	0	1	NA
AB2588 / Rule 11-18 – Future HRA Work	3	292	423	NA

Based on the health risk assessments completed to date pursuant to AB 2588 ATHS program and Air Toxics New Source Review requirements, public notification and risk reductions are not required for any facilities at this time. However, these risk reduction actions may be required in the future based on the HRA work that is currently in progress or planned for Regulation 11, Rule 18 and AB 2588 ATHS program. The Air District updates facility prioritization scores, facility rank, and the facility count in each review phase on an annual basis.

In the annual report, the Air District provided updates on five facilities and two industry-wide facility categories that were evaluated under the ATHS Program prior to adoption of Regulation 11, Rule 18. Pacific Steel Casting Company conducted public notifications until the facility ceased operating in 2018. In all other cases, health risks from these facilities were determined to be below the public notification thresholds for the ATHS program. Several highlights include:

- Pacific Steel Casting Company discontinued operations in 2018,
- Lehigh Southwest Cement Company discontinued cement manufacturing in 2021,
- Kraft Foods Global ceased operations in 2015, and
- All dry cleaners ceased using perchloroethylene in 2022.

Since 2018, the Air District has been reviewing high priority-Phase I facilities pursuant to Regulation 11, Rule 18. The Air District has initiated TAC inventory review for 30 out of the 33 facilities remaining in this category. The Air District has completed the initial inventory review for 13 facilities. A Preliminary HRA has been completed for 1 facility, and Preliminary HRAs are underway for 12 facilities. In addition to these facilities, the Air District worked on HRAs for 12 other facilities that have either shut down or significantly curtailed operations after HRA work began. Highlights of recent Air District HRA work include:

- Preparing Final HRA for Irvington Memorial Cemetery
- Preparing Preliminary HRA for Chevron Products Company
- Preparing Preliminary HRA for CoreSite Real Estate
- Completed NSR HRA for Argent Materials in East Oakland
- Updating Toxic Inventory for Radius Recycling (formerly Schnitzer Steel)
- Initiating Toxic Inventory review for Tesla in Fremont
- HRA work discontinued due to facility shut downs or emission reductions: Owens Corning Insulating Systems, AB&I Foundry Oakland, PCC Structural, City of Palo Alto Landfill, FXI Inc. and Phillips 66 Carbon Plant.

BUDGET CONSIDERATION/FINANCIAL IMPACT

This presentation is informational only and has no impact on the budget.

Respectfully submitted,

Philip M. Fine
Executive Officer/APCO

Prepared by: Carol Allen
Reviewed by: Pamela Leong

ATTACHMENTS:

1. TAC Control Program Annual Report 2024 Final
2. Toxics Annual Report Appendix A - Final
3. Toxics Annual Report Appendix B - Final
4. Air District Board of Directors TAC Controls Annual Report Presentation

Toxic Air Contaminant Control Program

ANNUAL REPORT 2024

September 2024



**BAY AREA AIR QUALITY
MANAGEMENT DISTRICT**

375 Beale Street, Suite 600, San Francisco, CA 94105

Table of Contents

EXECUTIVE SUMMARY	3
INTRODUCTION.....	8
AIR TOXICS NEW SOURCE REVIEW	10
FACILITY RISK REDUCTION PROGRAMS.....	13
AIR TOXICS HOT SPOTS PROGRAM.....	13
REGULATION 11, RULE 18	21
CONTROL MEASURES FOR CATEGORIES OF SOURCES	26
AIR TOXICS EMISSIONS INVENTORY.....	30
AIR TOXICS AMBIENT AIR MONITORING	31
COMMUNITY HEALTH PROTECTION PROGRAMS	32
APPENDIX A – FACILITIES WITH APPROVED HRAs	
APPENDIX B – FACILITY RANKINGS AND REVIEW PHASES	

EXECUTIVE SUMMARY

Since 1987, the Air District has implemented toxic air contaminant control programs that are designed to identify and reduce the public's exposure to toxic air contaminants (TACs). The Air District's risk management strategies and local toxic control regulations with support from California and federal toxic regulations have been successfully reducing health risks both regionally and locally.

The Air District's Toxic Air Contaminant Control Program Annual Report – 2024 provides a comprehensive discussion of all Air District toxic control programs. This report includes the elements required for the California Assembly Bill (AB) 2588 Air Toxics Hot Spots (ATHS) Program's annual report (CA Health and Safety Code 44363). In addition, this report includes recent updates for each of the other Air District toxic programs, and it identifies TAC Program updates that are underway. The Air District is also undertaking a strategic planning initiative to identify goals and priorities for the Air District and is ensuring that environmental justice and civil rights are considered in these Air District programs.

Major Toxics Programs: The Air District's Air Toxics Control Programs have historically been directed at reducing TAC emissions from stationary sources by integrating federal and state mandates for stationary sources with local goals. In addition, the Air District's Community Health Protection programs seek to assess and address health risks in communities with disproportionate air quality impacts by partnering with communities. The Air District works with community partners to gain a better understanding about what sources are causing them the most harm and implements community-specific exposure reduction strategies, grants, incentives, and other initiatives designed to reduce disparate impacts and improve community health. Reducing air pollution health impacts is a major focus of the Air District's 2024-2029 Strategic Plan, and it involves cross-divisional efforts by nearly every Air District department. The Air District's major toxic programs are summarized below.

- **Air Toxics New Source Review (NSR)** – Preconstruction review for new or modified sources that emit TACs
- **Facility Risk Reduction** – Identification, assessment and reduction of health risks from existing facilities
- **TAC Control Measures** – Control regulations for source categories that emit TACs
- **TAC Emissions Inventory** – Identification and reporting of TAC emissions from permitted facilities
- **Air Toxics Ambient Air Monitoring** – Identification and assessment of TAC concentrations in ambient air at long-term air monitoring stations and through short duration studies, including mobile monitoring
- **Community Health Protection** – Reduction of air quality disparities and improvement of community health in vulnerable communities

The Air District's Toxic Air Contaminant Control Program Annual Report – 2024 explains each of these major programs, describes recent updates and improvements to these programs, and discusses planned program changes and concepts under development that are intended to further reduce health

impacts resulting from air pollution in the Bay Area. Recent updates to the major TAC programs and program updates that are underway are provided below.

- **Air Toxics New Source Review (NSR)**
 - In 2016, the Air District amended Regulation 2, Rule 5 by incorporating major changes to California’s health risk calculation procedures that were intended to be more protective of children’s health.
 - In 2021, the Air District amended Regulation 2, Rule 5 to add a lower cancer risk limit for projects located in overburdened communities to consider cumulative impacts and reduce health impact disparities.
- **Facility Risk Reduction**
 - In 2017, the Air District adopted Regulation 11, Rule 18 to complement the AB2588 Air Toxics Hot Spots (ATHS) Program and to further reduce health risks from existing facilities. This new regulation included California’s updated prioritization scoring procedures for existing facilities and included a reassessment of ATHS program rankings for existing permitted facilities. The Air District initiated an assessment of facility health risks for certain high and intermediate priority facilities using California’s updated health risk calculation procedures.
 - The Air District updated the implementation procedures for Regulation 11, Rule 18 earlier in 2024 and is considering further amendments to this regulation later this year that are intended to speed up the risk assessment and risk reduction processes.
- **TAC Control Measures**
 - The Air District is assessing potential regulatory amendments to Regulation 6, Rule 4: Particulate Matter, Metal Recycling and Shredding Operations. In July 2024, the Air District published a white paper that discusses the environmental impacts from metal shredding and recycling operations and potential strategies for reducing those impacts.
- **TAC Emissions Inventory**
 - Early in 2024, the Air District published TAC emission inventories for data years 2020, 2021, and 2022. The Air District has improved our internal procedures that will enable more expeditious publication of annual TAC emission inventories.
 - In September 2024, the Air District introduced a new toxic facility mapping tool that enables the public to more easily identify toxic facilities of concern in their community.
- **Air Toxics Ambient Air Monitoring**
 - During 2019-2022, the Air District worked in partnership with the Community Steering Committee for the Richmond-North Richmond-San Pablo Area to develop and implement a Community Air Monitoring Plan (CAMP). The December 2022 Air Toxics Monitoring Study report identifies areas where higher levels of toxic gases were found and helped point to opportunities for emission and exposure reduction strategies.

- In May 2024, the Air District published the draft 2024 Annual Air Monitoring Network Plan that describes long-term trends measurements of air toxics throughout the Bay Area. Comments on this plan were accepted through June 20, 2024.

- **Community Health Protection**

- In 2023, Bayview Hunters Point/Southeast San Francisco was selected as the fourth AB617 community in the Bay Area due to longstanding air quality challenges, environmental justice grievances, and health inequities. A community steering committee has been selected and development of a Community Emission Reduction Plan (CERP) is underway.
- In May 2024, the Path to Clean Air (PTCA) Plan, a CERP, was adopted for the Richmond-North Richmond-San Pablo community.
- West Oakland is working on a 5-year review of the CERP for this community.
- East Oakland has formed a steering committee and is working on a CERP.
- The Air District has developed a proposed methodology for determining local health impacts from undifferentiated fine particulate matter (PM2.5) emissions, which has been reviewed by the Air District’s Advisory Council. The Air District is considering next steps for reducing PM2.5 exposure – for example, setting thresholds for use in a regulatory context.

The Air District’s Toxic Air Contaminant Control Program Annual Report – 2024 also discusses the Air District’s status on implementing AB2588 AHS Program requirements. The Air District’s Facility Risk Reduction Program includes the longstanding AB2588 Program requirements and the Air District’s new requirements pursuant to Regulation 11, Rule 18. The status of these two programs is summarized below.

Facility Prioritization Scores and Rankings: Facility prioritization scores are used to rank facilities based on the annual TAC emission rates, taking into consideration the type of health impact (cancer versus noncancer), the toxicity of each TAC emitted and the distance between the facility and nearby receptors. The facilities are ranked as high, intermediate, or low priority based on the prioritization score. The Air District calculates prioritization scores for each permitted facility during the annual permit renewal process. For the 2022 inventory year, the number of facilities in each rank are summarized below. Appendix B contains a detailed list of all the facilities in each rank.

Table 1. Facility Rankings

Facility Ranking (PS = Prioritization Score)	Total Facility Counts 2022 Inventory Year
High Priority: PS >= 10	872
Intermediate Priority: 1 <= PS < 10	4,349
Low Priority: PS < 1	4,595
Total Facility Count	9,816

The Air District is evaluating the high priority facilities to determine if a new or updated health risk assessment is warranted.

Under Regulation 11, Rule 18, the Air District has determined that 313 high priority facilities and 13 intermediate priority facilities need further evaluation and may need new or updated health risk assessments. These facilities have been broken down into review phases: Phase I (33 facilities) and Phase II (293 facilities). The remaining 559 high priority facilities will be evaluated in Phase III under the ATHS program; however, 135 of these facilities have had recent site-wide HRAs demonstrating low health risks and are not likely to need any additional review.

Facility Health Risk Assessments (HRAs): Health risk thresholds and risk reduction actions for existing facilities, as specified in Regulation 11, Rule 18 and the ATHS program, are summarized below.

Table 2. Risk Management Thresholds and Risk Reduction Actions for Existing Facilities

Health Risk Thresholds	Basis	Risk Reduction Actions
Cancer Risk: = or > 10 in million Noncancer: = or > 1.0 hazard index	Regulation 11, Rule 18	Submit Risk Reduction Plan
Cancer Risk: = or > 10 in million Noncancer: = or > 1.0 hazard index	ATHS Program	Public Notification to Households and 1 Public Meeting
Cancer Risk: = or > 100 in million Noncancer: = or > 10 hazard index	ATHS Program	Public Notification, Public Meetings, and Mandatory Audit and Risk Reduction Plan

The Air District has completed facility-wide HRAs for 753 currently permitted facilities. Facility HRA results are presented in Appendix A of this report. Table A-1 shows facility cancer risks in descending order, while Table A-2 shows non-cancer health impacts in descending order.

About 30% of these facilities (221 facilities) have HRAs that were conducted using current health risk assessment guidelines.¹ Most of these HRAs were conducted pursuant to the Air District’s Air Toxic New Source Review program and were based on maximum permitted toxic emissions for the facility. Many of these facilities are smaller facilities that have only emergency diesel engines, gas stations, soil remediation operations, coating operations, or solvent operations. For each of these facilities, the HRAs demonstrate that health risks are less than Regulation 11, Rule 18 and ATHS “risk action” thresholds. Therefore, no further risk reduction measures are required for these sites.

For the remaining 532 sites with facility-wide HRAs conducted prior to 2018 that used older HRA guidelines, there are 346 facilities with a high priority rank that may need an updated HRA using the

¹ The Air District began implementing the current Air District HRA Guideline on July 1, 2017. HRAs conducted in 2018-2024 use the current HRA Guidelines. For more information about HRA Guidelines updates, see the staff report for the December 7, 2016 amendments to Regulation 2, Rule 5.

current HRA guidelines. These facilities have been included in the Phase I, Phase II, and Phase III facility lists described earlier in this report that may require new or updated HRAs:

- Phase I 33 facilities
- Phase II 293 facilities
- Phase III 424 facilities that have only emergency diesel engines or gas stations *
*excludes 135 facilities with HRAs conducted using current HRA guidelines

The Air District has initiated an air toxic emissions inventory review process for 30 of the Phase I facilities and is currently preparing new or updated HRAs for many of these Phase I facilities. Preliminary HRAs will be published on the Air District's web site and made available for public comment. After considering public comments, the Air District will post the final HRA for the Phase I facilities as they are completed, and the Air District will notify facilities if any of the risk reduction actions in Table 2 are required.

To date, the Air District has not confirmed, pursuant to a final approved HRA, that any Phase I, Phase II, or Phase III facilities have cancer risks of 10 in a million or higher or noncancer hazard indices of 1.0 or higher. Therefore, at this time, no facilities are subject to public notification under the AHS program nor to risk reduction requirements pursuant to Regulation 11, Rule 18. As explained earlier, the Air District has completed HRAs for 221 facilities demonstrating that health risks do not exceed any risk action thresholds. These HRAs include 135 high priority Phase III sites. The remaining 86 sites with current HRAs are intermediate or low priority facilities that do not trigger any further review. HRA review has been initiated for most Phase I facilities. HRA review will be conducted as soon as possible for the remaining Phase II and Phase III facilities identified in Appendix B.

In this report, the Air District provides updates on five facilities and two industry-wide facility categories that were evaluated under the AHS Program prior to adoption of Regulation 11, Rule 18. Pacific Steel Casting Company conducted public notifications until the facility ceased operating in 2018. In all other cases, health risks from these facilities were determined to be below the public notification thresholds for the AHS program. Several highlights include:

- Pacific Steel Casting Company discontinued operations in 2018,
- Lehigh Southwest Cement Company discontinued cement manufacturing in 2021,
- Kraft Foods Global ceased operations in 2015, and
- All dry cleaners ceased using perchloroethylene in 2022.

Since 2018, the Air District has been reviewing high priority-Phase I facilities pursuant to Regulation 11, Rule 18. The Air District has initiated TAC inventory review for 30 out of the 33 facilities remaining in this category. The Air District has completed the initial inventory review for 13 facilities. A Preliminary HRA has been completed for 1 facility, and Preliminary HRAs are underway for 12 facilities. In addition to these facilities, the Air District worked on HRAs for 12 other facilities that have either shut down or significantly curtailed operations after HRA work began. Highlights of recent Air District HRA work include:

- Preparing Final HRA for Irvington Memorial Cemetery
- Preparing Preliminary HRA for Chevron Products Company
- Preparing Preliminary HRA for CoreSite Real Estate

- Preparing NSR HRA for Argent Materials
- HRA work discontinued due to facility shut downs or emission reductions: Owens Corning Insulating Systems, AB&I Foundry Oakland, PCC Structural, City of Palo Alto Landfill, FXI Inc. and Phillips 66 Carbon Plant.

INTRODUCTION

Since 1987, the Bay Area Air Quality Management District (BAAQMD or Air District) has implemented toxic air contaminant control programs that are designed to identify and reduce the public's exposure to toxic air contaminants (TACs).² TACs are air pollutants which may cause or contribute to an increase in mortality, or in serious illness, or which may pose a potential hazard to human health. Bay Area air quality has improved dramatically in recent decades. The Air District's risk management strategies and local toxic control regulations with support from California and federal toxic regulations have been successfully reducing health risks both regionally and locally. The Air District's toxic control programs work together to enable the Air District to identify and reduce health impacts from air pollution: (1) in local areas, or "hot spots", that have unhealthy risk levels, (2) from source categories that have the potential to cause elevated health risks, (3) from new projects that may cause or contribute to elevated health risks for nearby residents or workers, and (4) to address community air toxic concerns.

The Air District's Toxic Air Contaminant Control Program Annual Report – 2024 provides a comprehensive discussion for all Air District toxic control programs. This report includes the elements required for the California Assembly Bill (AB) 2588 Air Toxics Hot Spots (ATHS) Program annual report.³ In addition, this report includes recent updates for each of the other Air District toxic programs, and it identifies TAC Program updates that are underway. The Air District is also undertaking a strategic planning initiative to identify goals and priorities for the Air District and is ensuring that environmental justice and civil rights are considered in Air District programs.

The air toxics program is distinct from the BAAQMD's efforts to control ambient levels of the "criteria pollutants" (e.g., carbon monoxide, nitrogen dioxide, ozone, particulate matter, and sulfur dioxide). The State and federal government have set health-based ambient air quality standards for criteria pollutants. The air toxics program was established as a separate and complementary program designed to evaluate and reduce adverse health effects resulting from exposure to TACs.

The BAAQMD works to understand and minimize: ambient background concentrations of TACs, locally-elevated concentrations (i.e., "Hot Spots"), and health impact disparities from exposure to TACs in communities that are overburdened with air pollution and other health stressors. Major elements of the BAAQMD's air toxics program are:

- **Air Toxics New Source Review (NSR):** Air Toxics NSR requires preconstruction review of new and modified sources for potential health impacts. It requires that new and modified

² Board of Directors Resolution No. 1775 (adopted 1987) and Board of Directors Resolution No. 1986 (adopted 1990)

³ California Health and Safety Code 44363

sources with TAC impacts greater than de minimus levels use TBACT, and it establishes health risk limits for projects that require Air District permits. In 2021, this program was updated to include a more stringent cancer risk limit for permit projects located in overburdened communities.

- **Facility Risk Reduction Programs:** The Air District implements two Facility Risk Reduction Programs: The California AB2588 AHS and BAAQMD Regulation 11, Rule 18, Reduction of Risk from Air Toxic Emissions at Existing Facilities. These complementary programs are collectively designed to: (a) identify industrial and commercial facilities that have locally-elevated health impacts due to TAC emissions, (b) reduce these elevated health risks, and (c) notify the affected public about these health impacts and risk reduction plans. Both programs consider routine and predictable emissions from stationary sources at existing facilities and use the same procedures to evaluate health risks resulting from these emissions, but the two programs have distinct requirements.
 - Under the AB2588 AHS program, the Air District established significance levels for health risks, identified specific public notification measures for each significant health risk level, and required mandatory risk reductions for facilities causing unacceptable health risk levels. California's Office of Environmental Health Hazard Assessment (OEHHA) identifies health effects values for toxic pollutants and health risk calculation procedures. Additionally, Air Districts and CARB develop health risk management guidelines and prioritization score procedures to rank facilities based on toxic emissions, health effects, and distance to the public to manage the facility review process. These California risk assessment and risk management guidelines promote consistent comparison of facility rankings and health risks throughout California. In 2015, OEHHA adopted more stringent health risk calculation procedures to consider and protect children's health. Subsequently, CARB published updated facility prioritization score procedures. The Air District incorporated these updated risk calculation and facility ranking procedures into Air District toxic programs in 2017.
 - On November 15, 2017, the Air District adopted Regulation 11, Rule 18, Reduction of Risk from Air Toxic Emissions at Existing Facilities, or Rule 11-18. This program facilitates a new evaluation of health risks for identified Bay Area facilities using the updated AHS facility ranking procedures and health risk calculation procedures that were incorporated into Air District toxic programs earlier in 2017. Rule 11-18 establishes new and more stringent risk action levels for facility health risks and requires that facilities either reduce all health risks below these risk action levels or install TBARCT on each significant source of risk at the facility. Rule 11-18 includes public comment opportunities for HRAs and facility risk reduction plans before these are finalized.
- **TAC Control Measures:** TAC control measures are designed to reduce emissions from specific source categories of TACs. Air toxic control measures include rules originating from the federal Clean Air Act (National Emission Standards for Hazardous Air Pollutants or NESHAPs), the State Toxic Air Contaminant Control Act (Airborne Toxic Control Measures or ATCMs) and local Air District toxic rules.

- **TAC Emissions Inventory:** In the Bay Area, the Air District maintains a database that contains information concerning routine and predictable emissions of TACs from permitted stationary sources. This database information is used in conjunction with annual facility information update reports to develop an annual toxic emissions inventory and prioritization score for each facility. The TAC inventories and prioritization scores for all Bay Area facilities are reported to CARB on an annual basis. The annual TAC emission inventory for each facility is available on the Air District's website. The Air District is working on a toxic inventory mapping tool to enhance public access to the most recent TAC inventory data.
- **Air Toxics Ambient Air Monitoring Program:** The Bay Area monitors ambient air to determine the concentrations of certain air toxics at a number of long-term stations throughout the Bay Area. In addition, air toxics monitoring may be conducted at select temporary locations or by mobile monitoring to provide information about local air quality issues. The Air District continues to build the capacity to conduct more localized, source-oriented air monitoring studies.
- **Community Health Protection:** The Community Health Protection Programs are intended to assess and address health risks in communities with disproportionate air quality impacts. These programs include:
 - **California AB617 Communities in the Bay Area:** A collaborative initiative between communities, the Air District and other agencies that is focused on reducing exposures and improving community health in neighborhoods that are most impacted by air pollution. In the Bay Area, four communities have been selected as AB617 communities: West Oakland, Richmond-North Richmond-San Pablo, East Oakland, and Bayview Hunters Point/Southeast San Francisco.
 - **Community Health Protection Grants, Incentives and Initiatives:** The Air District oversees several grant and incentive programs and other initiatives that help reduce public exposure to air toxics.
 - **Reducing Exposure to Fine Particulate Matter:** The Air District is seeking to address growing concerns about fine particulate matter (PM2.5) exposures on a local scale, especially for vulnerable communities.

This annual report describes the major elements of the Air District's air toxics program and discusses recent changes that have occurred. This report also summarizes the most recently available AB2588 ATHS/Rule 11-18 facility rankings and the status of HRAs that are being prepared or reviewed pursuant to these Facility Risk Reduction Programs.

Currently, there are no Bay Area facilities that are subject to risk reduction requirements. Summaries of the Air District's review of risk reduction plans and facility risk reduction status will be added to this report in future years, if facilities become subject to Rule 11-18 risk reduction requirements.

AIR TOXICS NEW SOURCE REVIEW

The Air Toxics NSR Program was originally implemented in 1987, pursuant to the Risk Management Policy (RMP) established at the request of the BAAQMD's Board of Directors. The requirements of the Air District's Air Toxics NSR program are expressed as health risk-based thresholds and limits.

This program requires an assessment, called an HRA, that describes the possible adverse health effects which may result from public exposure to expected emission levels from a new or modified project. When required, the Air District conducts the HRA during the permit application preconstruction review process. This program evaluates impacts from routine and predictable emissions levels from the proposed new or modified stationary sources in the project. These toxic NSR HRAs do not evaluate tail-pipe emissions from vehicles or construction equipment that may be associated with a project and do not address adverse health effects that may result from accidental releases of toxic compounds. In California, review of industry's preparation for, and protection from, accidental releases is performed by Certified Unified Program Agencies or Administering Agencies (primarily at the county level).

Changes to the Air District's Toxics NSR Program since 1987 are summarized below.

In 2001, the RMP was updated to add diesel engine exhaust particulate matter and its associated health effects values to the list of TACs included in the program.

On June 15, 2005, the BAAQMD Board of Directors adopted Rule 2-5 to replace the RMP. Rule 2-5 updated and enhanced program requirements primarily to increase conformity with updated State guidelines, TAC lists, and health effects values. Changes to key standards included: the addition of a new acute hazard index limit of 1.0 and an associated evaluation procedure for proposed maximum hourly emissions in a project, the addition of a TBACT threshold of 0.2 chronic hazard index for non-cancer source risks, and the elimination of discretionary Air District authority to approve project health risks greater than a cancer risk of 10 in a million or greater than a non-cancer hazard index of 1.0.

Rule 2-5 was amended on January 6, 2010 to incorporate new TACs and updated health effects values approved by OEHHA. In addition, the Air District added new Age Sensitivity Factors (ASF) that were adopted by OEHHA on June 1, 2009. ASFs were developed to account for inherent increased susceptibility to carcinogens during infancy and childhood. The Air District added ASFs to cancer risk calculation procedures for residents and students and increased risk protection for children.

Rule 2-5 was amended on December 6, 2017 to incorporate new TACs and updated health effects values and to adopt the remainder of the children's health protection guidelines that OEHHA approved in 2015. The Air District delayed implementation of the 2015 OEHHA guidelines for gas stations and instead created a new hybrid procedure that used new emission factors and new health effects values for TACs emitted from gas stations but that used the 2010 risk calculation procedures for gas stations. This delay was necessary because CARB was still developing uniform HRA guidelines for gas stations. In addition, the Air District revised the toxic emission calculation procedures for modified sources to base the health risk on the total emission rate for the modified source rather than the emission increase since 1987. An alternative net project risk reduction procedure was added to ensure that facilities with toxic sources installed before 1987 could obtain permits for projects that reduce risk when the residual risk for the source is lower than current impacts but may still exceed the risk limit for a new source.

Most recently, Rule 2-5 was amended on December 15, 2021. The key change was to add a lower

project cancer risk limit of 6 in a million for projects located in overburdened communities to take into consideration the potential cumulative impacts of pollution and to help reduce health impact disparities in overburdened communities. In addition, the Air District fully implemented OEHHA's 2015 risk calculation procedures for gas stations and incorporated CARB's updated risk assessment guidelines for gasoline dispensing facilities into Air District procedures. The staff report for these recent Rule 2-5 amendments may be viewed at:

https://www.baaqmd.gov/rules-and-compliance/rules/reg-2-rule-5-new-source-review-of-toxic-air-contaminants?rule_version=2021%20Amendment.

The stringency of toxic programs is affected by both the methodology used to calculate health risks and the risk action levels. Stringency can be increased either by changes in methodology that result in a higher calculated risk or by reductions in the risk action levels. In the case of the Air District's Toxic NSR Program, the stringency of the program has increased by both methods. Improved health effects data since 1987 has increased calculated cancer risks and non-cancer hazard indices by varying amounts depending on the pollutant. The methodology changes adopted in 2010 and 2016 were expected to result in health risks that are 1.5 to 3 times higher than 2005 methods. In addition, the 2021 reduction in project risk limit reduced allowable project cancer in overburdened communities by an additional 40%. Overall, allowable project emission rates are less than half of the rates that would have been allowed in the 1990s and may be much lower than half for certain pollutants.

Toxic emissions are estimated for all sources within a proposed project; if these emissions exceed the trigger levels of Table 2-5-1, an HRA is required to determine risk from each source and total risk for the project (all sources in a permit application plus related sources permitted within the last 5 years). BAAQMD staff completes an HRA using computer-modeled estimates of atmospheric dispersion. An HRA may be a conservative screening-level analysis, or a more refined analysis involving the use of various site-specific data (e.g., the use of actual meteorological data and terrain elevations).

Where the predicted health risk from a proposed toxic source exceeds a cancer risk of 1.0 in one million (1.0E-6) or a chronic hazard index of 0.20, the source must use TBACT to minimize TAC emissions.

The BAAQMD denies an Authority to Construct or a Permit to Operate for any new or modified source of TACs if the project risk exceeds any of the following health impacts:

- 6 in a million cancer risk for projects located in overburdened communities, or
- 10 in a million cancer risk for projects located outside of overburdened communities, or
- chronic hazard index for non-cancer health impacts based on annual average emissions, or
- acute hazard index for non-cancer health impacts based on maximum hourly emissions.

When an HRA for a permit application initially finds that a health impact is exceeding a project risk limit, the Air District notifies the Applicant of the HRA results and gives the Applicant an opportunity to modify the project to achieve compliance with all risk limits. In the vast majority of these cases, Applicants request emission reduction measures, such as reducing requested throughput, reducing operating time limits or adding emissions control technology, that are successful at reducing the health risks to acceptable levels. Other commonly successful risk reduction actions may involve measures that improve dispersion or decrease ground level concentrations, such as relocating a source

farther away from receptors, increasing stack height, changing stack orientation, removing rain caps from stacks, or enclosing fugitive emissions.

The Air District conducts an average of 330 HRAs per year for toxic NSR projects. The majority of the HRAs are related to permit applications for new or modified emergency diesel engines (82% in 2023). Other common NSR HRAs are for: power generation projects, petroleum refinery projects, soil remediation operations, concrete batch plants, semiconductor fabrication areas, landfills and material recovery facilities, compost operations, wastewater treatment operations, gasoline dispensing and marketing facilities, and coating and solvent operations.

Toxic NSR HRAs that include all toxic emission sources at a facility may also satisfy the HRA requirements for the Facility Risk Reduction Programs described below. About 70% of NSR HRAs also constitute site-wide HRAs. NSR HRAs conducted from 2018 to today have used the current HRA guidelines and need no further review. Older HRAs may need to be updated using current HRA guidelines or HRA streamlining procedures. To date, the Air District has conducted over 1100 site-wide HRAs and a little over half of these HRAs (565) were conducted on or after 2018.

FACILITY RISK REDUCTION PROGRAMS

The Air District implements two Facility Risk Reduction Programs: The California AB2588 AHS and BAAQMD Regulation 11, Rule 18, Reduction of Risk from Air Toxic Emissions at Existing Facilities, or Rule 11-18. These complementary programs are collectively designed to: (a) identify industrial and commercial facilities that have locally-elevated health impacts due to TAC emissions, (b) reduce these elevated health risks, and (c) notify the affected public about these health impacts and risk reduction plans. Both programs consider routine and predictable emissions from stationary sources at existing facilities and use standardized California-wide procedures to evaluate health risks resulting from these emissions, but the two programs have distinct requirements, which are explained below.

AIR TOXICS HOT SPOTS PROGRAM

The Air Toxics "Hot Spots" Information and Assessment Act (AB2588, Connelly, 1987) established a formal regulatory program for site-specific air toxics emissions inventory and health risk quantification that is managed by California air districts. Under this program, a wide variety of industrial, commercial, and public facilities are required to report the types and quantities of toxic substances their facilities routinely release into the air. The goals of the AHS Program are to collect emissions data, to identify facilities with potential for localized health impacts, to ascertain health risks, to notify nearby residents of risks that are determined to warrant such notification, and to reduce significant risks.

Air Toxics Hot Spots Program Description: Under the AB2588 AHS program, the Air District established significance levels for health risks, identified specific public notification measures for each significant health risk level, and required mandatory risk reductions for facilities causing unacceptable health risk levels.

In 1991, Level 0 risk levels were deemed to be acceptable or not significant. The Air District did not require any public notifications or risk reductions for Level 0 risk levels. Level 1 risk levels were considered to be “elevated” and required public notification about this hazard. Facilities were encouraged to implement measures to reduce these health risks, but these measures were voluntary. Level 2 and Level 3 risk levels were considered unacceptable and risk reductions below Level 2 risk levels were mandatory. The Air District’s ATHS Program levels and action thresholds are summarized below:

Table 3. AB2588 ATHS Program Notification Requirements

	Risk Level	Public Notification	Risk Reduction
Level 0	Cancer Risk < 10 in a million and Non-Cancer Hazard Index < 1	None	None
Level 1	Cancer Risk of 10-99 in a million or Non-Cancer Hazard Index of 1-9	Short Letters to Households & 1 Public Meeting	Voluntary
Level 2	Cancer Risk of 100-490 in a million or Non-Cancer Hazard Index of 10 or higher	Level 1 + Long Letters for Higher Risk Areas & Public Meetings	Mandatory Audit and Source Reduction, Possible Regulation
Level 3	Cancer Risk of 500 in a million or higher	Level 2 & Quarterly Public Meetings	Mandatory Audit and Source Reduction, Possible Regulation

There are five steps to implementing the ATHS program:

- **Air Toxics Emissions Inventory:** Facilities subject to the ATHS program are required to report emissions of toxic compounds to the BAAQMD. Each facility’s emissions inventory must be updated on a regular basis to reflect changes in equipment, materials, and production levels at the facility. Initially the reporting period was once every four years, but the Air District has recently transitioned to an annual reporting frequency for all facilities. An air toxics emissions inventory is prepared for each facility in the Bay Area based upon information supplied to the BAAQMD by the affected facility during the annual permit renewal process; this information is reviewed by BAAQMD engineers. Subject facilities may be required to refine their emission estimates (e.g., conduct source testing) and submit a comprehensive toxics emissions inventory report. Individual facility inventories are integrated into a District-wide emission inventory. The most recent district-wide air toxics emission inventory is available at: <https://www.baaqmd.gov/about-air-quality/emission-inventory/toxic-air-contaminants>.
- **Prioritization and Ranking:** In the second step of the ATHS Program, the BAAQMD ranks or prioritizes facilities for potential to cause risk, considering the quantity and toxicity of pollutants emitted, and the proximity of persons that may live or work nearby. During the annual permit renewal process, a prioritization score is calculated for each facility based on the

TAC inventory and the prioritization score procedures.⁴ Two types of prioritization scores are calculated: one score based on cancer risk toxicity and one score based on non-cancer toxicity. The higher of these two scores (usually the cancer risk score) is recorded as the prioritization score for the facility. The prioritization scores are then used to rank facilities as High Priority, Intermediate Priority, or Low Priority.

- **High Priority Facilities:** High priority facilities have a prioritization score that is equal to or greater than 10 (PS \geq 10). High priority facilities receive additional Air District review and may warrant a new or updated HRA. A facility with a rank of high priority does not necessarily mean that nearby persons are exposed to significant risk from the facility's air emissions; rather, a rank of high priority indicates that the facility emissions may need to be analyzed in more detail.
- **Intermediate Priority Facilities:** Intermediate priority facilities have a prioritization score that is equal to or greater than 1 and less than 10 (PS \geq 1 and PS $<$ 10). Generally, intermediate priority facilities do not require further district review. However, districts consider other factors to determine if additional district review is warranted. These factors may include but are not limited to the type of toxic emissions (cancer scores versus non-cancer scores), how the emissions are released into the atmosphere (fugitive emissions, stack heights compared to local building heights, etc.), and information about the surrounding community (location and density of nearby receptors, AB617 or overburdened community, frequent complaints, etc.)
- **Low Priority Facilities:** Low priority facilities have a prioritization score that is less than 1 (PS $<$ 1). Low priority facilities do not require any further district review.

In response to OEHHA's 2015 update of the ATHS Health Risk Assessment Guidelines, the Air District updated the BAAQMD Prioritization Score Procedures in 2017. In particular, the cancer risk normalization factor was increased from 1700 to 7700, which increased cancer risk prioritization scores by 4.5 times. This updated prioritization scoring procedure was integrated into the Air District's annual permit renewal procedures starting with facilities that renewed their permits on or after August 1, 2017. As a result of these changes, the type and number of facilities in the high priority category increased for the 2018 and newer emissions inventory years.

- **Health Risk Assessment:** The Air District conducts or reviews HRAs for recently designated high priority facilities in accordance with the procedures described below for the Regulation 11, Rule 18 Facility Risk Reduction Program. The recent results and progress of the health risk assessment program pursuant to both the ATHS and Regulation 11, Rule 18 are described in more detail below in the Regulation 11, Rule 18 section of this report.

⁴ Current BAAQMD Prioritization Score Procedures are available of the Air District's website at: https://www.baaqmd.gov/~media/dotgov/files/rules/regulation-11-rule-18/documents/20171003_priorproc_1118-pdf.pdf?rev=14cd7841f4b64710907d28122806c45e&sc_lang=en.

For high priority facilities that have only emergency standby diesel engines, HRA evaluations have been on hold while CARB is working on updated HRA procedures for this industry-wide source type. These updated HRA procedures are currently in beta review and are expected to be available next year.

The Air District and Cal/EPA's OEHHA review the HRAs prepared for the ATHS program. These HRAs must be prepared in accordance with the ATHS Program Risk Assessment Guidelines. These guidelines include sections for assessing the impacts of acute and chronic exposures, estimating risks due to carcinogens, and inclusion of stochastic modeling. The current Air Toxics Hot Spots Program Risk Assessment Guidelines were completed and adopted by OEHHA in 2015 and incorporated into Air District programs in July 2017. OEHHA occasionally revises or adopts new health effects values for toxic compounds and the Air District incorporates new and updated health effects values by amending Table 2-5-1 of Rule 2-5. Table 2-5-1 was last amended in 2021 based on OEHHA data approved through June 30, 2021.

- **Public Notification:** If the health risks resulting from the facility's emissions exceed action levels established by the Air District, the facility is required to notify all exposed persons regarding the results of the HRA by direct mail to affected households and workplaces. The facility is required to conduct at least one public meeting to present the HRA and explain the results. The BAAQMD has established a cancer risk of 10 in a million or greater and a noncancer Hazard Index of greater than one or greater as ATHS public notification thresholds (for Level 1 and higher facilities).
- **Risk Reduction:** If the health risks resulting from the facility's emissions exceed significance levels established by the Air District, the facility is required to conduct a toxic risk reduction audit and develop a plan to implement measures that will reduce risk from the facility to a level below the significance level within five years. The BAAQMD has established a cancer risk of 100 in a million or greater and a noncancer Hazard Index of ten or greater as ATHS mandatory risk reduction levels (for Level 2 and higher facilities).

District policy allows facilities to implement voluntary risk reduction measures in order to change their ATHS status. These risk reductions must be real and must be made enforceable through permit conditions. Many facilities have adopted this incentive to implement risk reduction projects in lieu of satisfying the public notification requirements (e.g., virtually all of the Bay Area chrome plating facilities installed high efficiency filtration devices to reduce emissions of hexavalent chromium, a potent carcinogen).

Air Toxics Hot Spots Program Status: In the Bay Area, facility rankings are re-prioritized on an annual basis as part of the annual permit renewal process. This allows for identification of any facility of interest that may have had a significant increase in emissions or other changes that could increase risk significantly. Facility rankings based on 2022 toxic emission inventory data are presented in Appendix B.

In 1991, the first year of the risk assessment phase of the program, 30 facilities were identified with Level 1 health risks that triggered public notification requirements. The number of facilities requiring public notification steadily decreased over the first decade of the program as industries reduced toxic

emissions and refined estimates of risk. The last facility to undergo public notification was Pacific Steel Casting Company of Berkeley, and they discontinued operations in 2018.

In the Air District's previous Toxic Program Report, the Air District identified several large companies that had been re-prioritized as High Priority because of changes in production, increases in emissions, or in one case, encroachment of residential properties. For continuity, the Air District is providing a short update on these previously identified facilities, but none of these facilities have Level 1 or higher risks and none are subject to public notification.

In addition to public notification requirements, the ATHS Program requires facilities to reduce their health risks below levels determined by the Air District to be significant within a certain timeframe. The BAAQMD requires mandatory risk reduction measures for those facilities with health risks of Level 2 or greater. There are currently no facilities in the Bay Area that have risks identified as Level 2 or greater.

Updates on Previously Identified High Priority Facilities:

- **Pacific Steel Casting Company** (Berkeley) was identified in 2005 as a facility with potential for high risk. PSC conducted an extensive source test program and prepared a revised toxic emission inventory report in February 2007 and an HRA. Based on the results of the HRA, Pacific Steel Casting Company was subject to the public notification requirements of the Hot Spots Act, but not mandatory risk reduction. PSC implemented a number of voluntary risk reduction measures that significantly mitigated the level of risk. A community meeting to discuss the HRA was held in Berkeley. PSC periodically sent written notices to people in nearby areas with risk that exceeded the notification thresholds until operations were discontinued in 2018.
- **Lehigh Southwest Cement Company** (Cupertino) operated a quarry and a large cement production facility. They had prepared an HRA for the ATHS program in 1996, and risks were determined to be less than public notification levels. Because of state-wide interest in potential chromium exposure for people living close to cement plants, the Air District requested that Lehigh conduct source testing and submit an updated ATHS emission inventory. The 2009 inventory indicated higher emissions for some TACs. Lehigh was required to prepare an HRA, which they submitted in September 2010. The Air District requested revision of the HRA and Lehigh submitted a revised HRA in March 2011. The revised HRA includes several production scenarios that incorporated several new risk reduction measures and a future production scenario that considers full compliance with the federal NESHAP in 2015. The approved HRA indicated that risk levels for the 2011 production scenario are less than public notification levels. Lehigh discontinued cement manufacturing operations in 2021. In 2023, Lehigh was recategorized as a Low Priority facility.
- **Sentinel Crematory** (Emeryville) operated two crematory retorts and was determined to be a high priority facility. Operations had not changed but several high-rise condominium buildings were built in very close proximity to the facility. The company relocated to a commercial/industrial area in East Oakland and was permitted at the new location to have health risks below public notification levels based on health risks calculated using the 2015

OEHHA HRA Guidelines. Based on source test results conducted at the new Oakland location, this crematory has health risks below the public notification thresholds. The Air District continues to monitor this facility at its new location.

- **Kraft Foods Global** (San Leandro) operates multiple large coffee roasters and was determined to be a high priority facility. The facility submitted an HRA in 2011. In response to staff comments, Kraft submitted an addendum to their HRA in May 2012. Staff verified the results in the HRA addendum through independent AERMOD modeling runs and risk calculations and agrees with the finding that the risk levels are below ATHS Program action levels. The facility ceased operations and shut down in 2015.
- **Microsoft Corporation** (Santa Clara) operates 26 diesel emergency engines and was determined to be a high priority facility. The facility submitted an HRA in February 2012 and a revised HRA in September 2012. In addition, Microsoft applied for a change in permit conditions to allow for more flexibility in their schedules for reliability-related testing. The permit to operate with the change in permit conditions was issued on January 23, 2013. As part of the review process of the application for the change in permit conditions, an HRA was prepared for the new hours of operation for reliability-related testing. The results of the HRA indicate risk levels that are below ATHS Program action levels.
- **Perchloroethylene Dry Cleaners** Dry cleaning facilities were evaluated in an “industry-wide” risk assessment on a statewide basis as a part of the ATHS Program. Risk assessments for these facilities indicated that many dry cleaners had Level 2 risks. In 1994, the BAAQMD adopted Regulation 11, Rule 16, Perchloroethylene and Synthetic Solvent Dry Cleaning Operations, which incorporated the risk reduction requirements of SB-1731. These risk reduction measures were fully implemented by 1998, and the health risks from all permitted dry cleaners had been reduced to Level 1 or lower. Because of the residual risk for many dry cleaners, CARB revised the state-wide dry cleaning ATCM in January 2007 to phase out use of perchloroethylene as a solvent at dry cleaning facilities. In the Bay Area, all perchloroethylene usage at dry cleaning facilities ceased by January 1, 2023.
- **Gasoline Dispensing Facilities (GDFs)** GDFs were also evaluated in “industry-wide” risk assessments on a statewide basis as a part of the ATHS Program. Currently, all GDFs in the Bay Area are ranked as either low or intermediate priority, and no further review is required.

Updates on Health Risk Assessments:

Appendix A lists the facilities for which the Air District has conducted HRAs. Table A-1 in Appendix A lists the facilities in descending order of their cancer risks and Table A-2 in Appendix A lists the facilities in descending order by their non-cancer risks. The data in these tables is based on the Air District’s most recent annual submission to CARB, which is available on the Air District’s web site at: <https://www.baaqmd.gov/en/about-air-quality/emission-inventory/toxic-air-contaminants>. As discussed below, the Air District has not confirmed, by an HRA based on current actual emissions, that any facilities have health impacts that are meeting or exceeding the public notification thresholds of 10 in a million cancer risk or 1.0 non-cancer hazard index. Therefore, no facilities are subject to public notification at this time.

Table A-1 identifies two facilities with a reported cancer risk greater than 10 in a million, CoreSite Real Estate (FIDs 19539, 23518, 201165) and Zoetis Inc. (FID 24652), and 32 facilities with cancer risk reported as exactly 10 in a million. The Air District has determined that these facilities are not subject to public notification at this time for the reasons explained in detail below.

- **CoreSite Real Estate (FIDs 19539, 23518, 201165):** CoreSite Real Estate has three facility IDs (FIDs) with diesel-fired emergency back-up engines located in Santa Clara at: Coronado Drive and Stender Way, 3032 Coronado Street, and 3045 Stender Way, respectively. Diesel-fired emergency engines emit diesel particulate matter (DPM), which is a TAC. Under the Air District’s NSR program, each of these addresses was initially permitted as a separate FID number. However, the Air District has since determined that these facilities are on contiguous property and should therefore be combined into one site for the purposes of AB2588 and NSR applicability. The three FIDs combined have a prioritization score of 536 due to DPM emissions and warrant further HRA review. As an initial conservative assumption, the Air District reported HRA results determined by summing the cancer risk results and chronic hazard indices for all NSR HRAs conducted at these sites. However, upon further review, the Air District has determined that this HRA screening procedure may overestimate health impacts for the following reasons:
 - Sources not Installed – The NSR HRA results include equipment for which an Air District Authority to Construct has been issued. Some of the sources that have a valid Authority to Construct have not been installed and are not operating. The HRAs for AB2588 purposes should be based on installed and operating equipment.
 - Potential to Emit – The NSR HRAs for emergency engines are based on the maximum permitted non-emergency operating time for all sources in the project, which is called the “potential to emit”. HRAs conducted for AB2588 purposes may use this more conservative potential to emit as a worst-case emissions estimate, but AB2588 regulations allow the emission rates to be refined by determining the emissions resulting from actual non-emergency operating rates.
 - Double Counting – The newest NSR HRAs for these locations include all sources that were permitted within the previous 5-year period. For example, sources that were included in an NSR HRA conducted in 2019 were also included in a subsequent HRA conducted in 2022. Adding the two HRA results together can result in double counting of the risk results for this location.
 - HRA Impacts May Not Be Additive – For each NSR HRA, the HRA results are reported for the maximally impacted receptor. Adding impacts from two different locations would result in an overestimate of health impacts. Since receptor locations were not considered when the NSR HRA impacts were added together, a sum of NSR HRA results for three FIDs may overestimate health impacts, because for even two nearby facility locations, the maximally impacted receptors for each facility are likely to be at different locations.

For the reasons above, the Air District has concluded that the screening procedure that was used for this site has likely resulted in an overestimate of health risks, and that a more refined HRA is needed before public notification will be required. This more refined HRA will include all installed and operating equipment with TAC emissions for the three contiguous locations and will include all TAC emissions determined for the most recently available non-

emergency annual operating time for each emergency engine. The Air District has initiated calculations for this emission inventory refinement and will conduct an HRA based on this updated actual emissions inventory.

- Zoetis Inc. (FID 24652):** Zoetis Inc. (formerly Abaxis) is located at 3240 Whipple Road in Union City and operates three diesel-fired emergency engines. This facility has had three NSR HRAs conducted in 2015 for S-2, in 2017 for S-3, and in 2022 for S-5. As with CoreSite above, the Air District previously estimated worst-case health impacts based on a sum of the cancer risk results for each NSR HRA, which resulted in a maximum combined health risk of 11.1 in a million ($5.8+4.3+1.0 = 11.1$). Each of these NSR HRAs was based on the maximum potential to emit and the sum of these HRA results overestimates current actual health impacts. Based on reported operating times and Air District calculated DPM emissions, the prioritization score for this facility is 3.9, which indicates that this facility is in the intermediate priority and does not require further HRA review at this time. While not required, the Air District conducted a site-wide HRA for this facility based on the maximum potential to emit in July of 2024. Results from this HRA indicate that the facility cancer risk is estimated at 4.2 in a million, the facility chronic hazard index is estimated at 0.0011, and the facility acute hazard index is estimated at 0.0036. Based on these results, since the estimated facility cancer risk does not exceed 10 in a million and chronic hazard index does not exceed 1.0, this facility does not require public notification under the AB2588 program.
- The Air District has identified 32 facilities with a reported cancer risk of exactly 10 in a million. These facility cancer risks were determined using Air District-approved health risk screening assessment (HRSA) procedures for diesel-fired emergency engines during 2002-2016. These conservative HRSA procedures assured that health impacts based on the maximum potential to emit for each facility would be less than the public notification threshold of 10 in a million for cancer risk. Prior to 2017, the Air District recorded and reported all HRSA results for diesel-fired emergency engines as either 9.99 in a million or exactly 10 in a million for cancer risk. However, having an HRSA result of exactly 10 in a million was not intended to result in a public notification requirement. Furthermore, the Air District's current policy is to report results based on HRSAs and HRA streamlining procedures as 9.9 in a million for cancer risk to more clearly indicate that health impacts are less than the 10 in a million public notification threshold. The Air District plans to reassess health impacts for any facilities with a reported cancer risk greater than 9.9 in a million that are also considered high priority to ensure that current health impacts remain below the public notification threshold. The following facilities have prioritization scores of less than 10 and do not require reassessment at this time: FIDs 13348, 13480, 13544, 13550, 13554, 13728, 13194, 16717, 16787, 20249, 21793, 22788, 23554, 23612, 24528, 24570, 100156, 100340, and 108613.

Table A-2 identifies two facilities with a reported chronic non-cancer hazard index greater than 1.0, T-C 55 Second Street LLC (FID 24787) and Argent Materials (FID 22474), and 6 facilities with non-cancer hazard index reported as exactly 1.0. The Air District has determined that these facilities are not subject to public notification at this time for the reasons explained in detail below.

- T-C 55 Second Street LLC (FID 24787):** T-C 55 Second Street LLC is located at 55 Second

Street, San Francisco and operates two diesel-fired emergency engines. A conservative HRSA was conducted for this facility in 2002, which determined that health impacts from this facility did not exceed public notification thresholds. HRSA results should have been recorded as a cancer risk of 9.9 in a million or less and a chronic hazard index of 0.1 or less. However, the non-cancer hazard index was incorrectly reported as 9.9. This is a clear reporting error that will be corrected during the next reporting cycle.

- **Argent Materials (FID 22474):** Argent Materials is located at 800 Baldwin Street, Oakland and operates a material processing facility. An HRA was conducted in 2023 for proposed operations pursuant to Permit Application # 29851 that resulted in a proposed non-cancer health impact of 1.5 hazard index. These proposed operations have not yet been permitted and are still under review by the Air District. The Air District cannot approve any proposed operations that result in a non-cancer hazard index of 1.0 or higher. Therefore, it was incorrect to report health risk for a proposed and unpermitted project as a current health impact. Health impacts at the current maximum permitted operating rate are less than the public notification and Rule 11-18 risk action thresholds. The Air District is reviewing both current actual health risks for this facility (see Permit Application # 30122) and proposed health impacts for Permit Application # 29851. Current actual health risks will be corrected during the next reporting period.
- The Air District identified six (6) facilities with a reported non-cancer hazard index of exactly 1.0. For these facilities, the non-cancer hazard index was estimated to be 1.0 using Air District-approved HRSA procedures for diesel-fired emergency engines. These conservative HRSA procedures assured that health impacts based on the maximum potential to emit for the engines at each facility would be less than the public notification threshold of 1.0 chronic hazard index. For these streamlining procedures, having a hazard index of exactly 1.0 was not intended to result in a public notification requirement. Furthermore, the Air District's current policy is to report results based on HRSA and HRA streamlining procedures for diesel engines as 0.1 or less to more clearly reflect the estimated non-cancer hazard index for these engines, which is typically far below the 1.0 hazard index threshold. Chevron Business and Real Estate Services (FID 7237) also includes several registered and exempt boilers and will undergo further review during the Air District's review of Phase II high priority facilities (see further discussion under Rule 11-18). Since health risks are not expected to exceed 1.0 for any of these facilities, public notification is not required for these facilities.

REGULATION 11, RULE 18

On November 15, 2017, the Air District adopted Regulation 11, Rule 18, Reduction of Risk from Air Toxic Emissions at Existing Facilities, or Rule 11-18. This program is intended to further reduce health risks from existing facilities by facilitating a new evaluation of health risks for identified Bay Area facilities using the updated AHS facility ranking procedures and health risk calculation procedures that were incorporated into Air District toxic programs as of July 1, 2017. The 2017 BAAQMD HRA guideline updates incorporated OEHHA's 2015 HRA calculation procedure updates that were intended to be more protective of children's health. As a result of these methodological changes, many facilities that had not previously been required to submit HRAs would be ranked as

High Priority facilities using the new procedures. In addition, some facilities that had HRAs approved from 1990 to 2016 would have the potential to have higher calculated health risks even if toxic emissions had not increased due to these 2017 health risk calculation procedure changes. Therefore, the Air District concluded that new HRAs would likely be warranted for many facilities and that health risk action levels and risk reduction requirements should be reconsidered.

As discussed in the staff report for Regulation 11, Rule 18, the Air District determined that more stringent risk action levels than the thresholds applicable under ATHS were needed. The Air District adopted Regulation 11, Rule 18 and required that facilities either reduce health risks below the new Rule 11-18 risk action levels or install TBARCT on each significant source of risk at the facility. Rule 11-18 includes public comment opportunities for HRAs and facility risk reduction plans before these documents are finalized.

The implementation steps for Rule 11-18 are similar to the procedures presented above for the ATHS Program. Rule 11-18 and ATHS use the same facility inventory and prioritization score for ranking. As with the ATHS Program, Rule 11-18 applies to routine and predictable emissions from stationary sources at existing facilities. Rule 11-18 focuses on facilities with the highest risk potential, and it exempts gasoline dispensing facilities and facilities with only emergency standby diesel engines from Rule 11-18 requirements unless the facility prioritization score equals or exceeds 250. Any high priority GDFs and emergency diesel engine facilities with prioritizations scores between 10-and 250 are classified as industry-wide facilities that will be evaluated later, during review Phase III, under ATHS program. Implementation procedures for Rule 11-18 are described in detail in the April 2024 Implementation Procedures document on the Air District’s website at: https://www.baaqmd.gov/~media/files/ab617-community-health/facility-risk-reduction/20240429_02_ip_final_rule1118-pdf.pdf?rev=c7422b1d2706433aa4c21fcc4d9584fe&sc_lang=en.

For Rule 11-18, the Air District is focusing on evaluating or re-evaluating high priority facilities, which have the highest potential for elevated health risks as determined using the newest HRA guidelines. In addition to high priority facilities, the Air District plans to evaluate intermediate priority facilities that have a cancer risk prioritization score less than 10 but that have a non-cancer prioritization score equal to or greater than 1. Under Rule 11-18 and the ATHS programs, high priority and intermediate priority facilities are broken down into the review phases described below. The Air District has begun reviewing Phase I facilities and will review Phase II facilities next, followed by Phase III facilities.

Table 4. BAAQMD Facility Review Phases

Review Phase	Prioritization Score Thresholds
Phase I Facilities	High Priority with cancer PS => 250 or High Priority with non-cancer PS => 10
Phase II Facilities	High Priority with cancer PS => 10 and PS < 250 or Intermediate Priority with and non-cancer PS => 1 and PS < 10
Phase III Facilities	High Priority Industry-Wide Facilities (GDFs or Emergency Diesel Engines Only with PS => 10 and PS < 250)

The Air District is currently considering rule amendment concepts for Regulation 11, Rule 18 that are intended to speed up the HRA review and approval process and to expedite implementation of risk reduction measures. The Air District expects to hold a public workshop on proposed Rule 11-18 amendments later in 2024.

Facility Rankings for Facility Risk Reduction Programs:

Based on the 2022 TAC emissions inventories and prioritization scores, the Air District has identified 872 high priority facilities that warrant further Air District review. In addition, the Air District has identified 13 intermediate priority facilities that warrant further Air District review due to having a non-cancer prioritization score of 1 or higher. The remaining intermediate priority facilities and all low priority facilities do not need any further Air District review.

Table 5. Facility Counts and Review Phases

Facility Ranking (PS = Prioritization Score)	Total Facility Counts	Rule 11-18 and ATHS Review Phase		
		Phase I	Phase II	Phase III
High Priority PS >= 10	872	32	281	559
Intermediate Priority 1 <= PS < 10	4,349	1	12	0
Low Priority PS < 1	4,595	0	0	0
Total Facility Counts	9,816	33	293	559

Detailed lists of facilities in each rank (high, intermediate, and low priority) are presented in Appendix B. High and intermediate priority facilities are broken down by the review phase.

In addition to publishing facility ranking lists, the Air District has been developing a new toxic facility interactive mapping tool that will show the facility name, prioritization score, priority category (high, intermediate, or low) and toxic emissions by facility location. This mapping tool will enable the public to easily identify toxic facilities located in their neighborhood and assess their level of concern based on facility rank.

The Air District will review facility TAC emission inventories and facility HRAs conducted pursuant to the Toxics NSR program to determine if a new or updated site-wide HRA is necessary. Air District inventories may need updates or corrections to ensure that the TAC inventory is acceptable. Toxic NSR HRAs conducted after July 1, 2017 are using the most recent HRA guidelines and have permit conditions and other requirements in place to ensure the facility risks will not exceed Rule 11-18 risk action levels. Therefore, further review is not necessary for facilities with recent Toxic NSR HRAs.

For High Priority Phase I facilities, the Air District has initiated review of facility TAC inventories for 30 facilities. The Air District has completed the initial inventory review for 13 facilities. A Preliminary HRA has been completed for 1 facility, and Preliminary HRAs are underway for the other 12 facilities. In addition to the facilities noted below, the Air District worked on HRAs for 12

facilities that have either shut down or significantly curtailed operations after HRA work began.

The following Tables 6 through 10 provide the summary of Air District’s review of Phase I Facilities (33 Facilities).

Table 6. List of Facilities with Final HRA Under Preparation or Review:

Facility Number	Facility Name	City
4134	Irvington Memorial Cemetery	Fremont

Table 7. List of Facilities with Preliminary HRA Under Preparation or Review:

Facility Number	Facility Name	City
10	Chevron Products Company	Richmond
23	Chemtrade West US LLC	Richmond
1179	Redwood Landfill Inc	Novato
1257	Genentech Inc	South San Francisco
1812	Kirby Canyon Recycling and Disposal Facility	Morgan Hill
1840	West Contra Costa County Landfill	Richmond
2266	Browning-Ferris Industries of CA Inc	Half Moon Bay
4618	Keller Canyon Landfill Company	Pittsburg
11866	Los Medanos Energy Center	Pittsburg
17667	Ameresco Keller Canyon LLC	Pittsburg
22789	Eco Services Operations Corp	Martinez
22987	Republic Services of Sonoma County Inc	Petaluma

Table 8. List of Facilities with Toxic Emissions Inventory Under Review:

Facility Number	Facility Name	City
146	CASS Inc	Oakland
148	Ball Metal Beverage Container Corp	Fairfield
208	Schnitzer Steel Products Company	Oakland
227	Shell Catalysts & Technologies	Pittsburg
2066	Waste Management of Alameda County	Livermore
9013	International Disposal Corp of CA	Milpitas

Facility Number	Facility Name	City
11531	Z-Best Composting Facility	Gilroy
12626	Valero Refining Company - California	Benicia
14628	Tesoro Refining & Marketing Company LLC	Martinez
14676	Equinix LLC	San Jose
20139	Potrero Hills Energy Producers LLC	Suisun City
21359	Phillips 66 Company - San Francisco Refinery	Rodeo
24380	Corteva Agriscience - Pittsburg Operations	Pittsburg
24726	Martinez Refining Company LLC	Martinez
25055	USS-UPI LLC	Pittsburg
200886	Britannia Pointe Grand LP	South San Francisco
201589	Fireye Inc.	Milpitas

Table 9. List of Facilities with Toxic Emissions Inventory Review Beginning Soon:

Facility Number	Facility Name	City
639	Stanford University	Palo Alto
1784	San Francisco International Airport	San Francisco
20459	Tesla Inc	Fremont

Table 10. List of Facilities with Inventory and HRA Review Discontinued Due to Facility Shutdown or Emissions Reductions:

Facility Number	Facility Name	City	Status Change	Rationale
17	Lehigh Southwest Cement Company Cupertino	Cupertino	Not Subject	TAC Emissions decreased and PS dropped below Phase II thresholds because facility discontinued use of and shut down major sources
41	Owens Corning Insulating Systems, LLC Santa Clara	Santa Clara	Not Subject	Facility has shut down
62	A B & I Foundry Oakland	Oakland	Not Subject	Facility has shut down
194	PCC Structural - San Leandro San Leandro	San Leandro	Not Subject	TAC Emissions decreased and PS dropped below Phase II thresholds because facility abated and shut down major sources

Facility Number	Facility Name	City	Status Change	Rationale
621	City of Santa Clara	Santa Clara	Not Subject	TAC Emissions decreased and PS dropped below Phase II thresholds after emission factor corrections based on source testing
2246	Waste Management of Alameda County	Fremont	Not Subject	PS decreased below Phase II thresholds after Air District approved proximity adjustment factors for this site
2721	City of Palo Alto Landfill	Palo Alto	Move to Phase II	TAC Emissions decreased and PS dropped below Phase I thresholds after facility shut down sludge incinerator
11247	Clover Flat Resource & Recovery Park	Calistoga	Move to Phase II	TAC Emissions decreased and PS dropped below Phase I thresholds after emission factor corrections and source shutdowns in 2020
17419	Air Liquide Large Industries US LP	Rodeo	Move to Phase II	TAC Emissions decreased and PS dropped below Phase I thresholds due to lower material usage
19746	FXI, Inc	San Leandro	Not Subject	Facility has shut down
21360	Phillips 66 Carbon Plant	Rodeo	Not Subject	TAC Emissions decreased and PS dropped below Phase II thresholds after major sources shut down in 2023
24313	Impact Transportation, LLC	Oakland	Not Subject	An NSR HRA conducted using current HRA Guidelines demonstrates that site-wide risks are below all risk action levels

The Air District will commence review of Phase II and Phase III high priority facilities when reviews of all Phase I facilities are complete. For the 281 Phase II high priority facilities, site-wide HRAs have been completed for 118 facilities, but only 1 facility has a site-wide HRA completed using the current HRA guidelines. For the 559 Phase III high priority facilities, site-wide HRAs have been completed for 346 facilities and 135 of these completed HRAs are based on the current HRA guidelines.

CONTROL MEASURES FOR CATEGORIES OF SOURCES

Airborne Toxic Control Measures (ATCMs):

The primary mechanism for the development of retrofit air toxics control measures in California has been through the Toxic Air Contaminant Act, which was enacted in 1983 with the passage of AB-1807. Under this legislation, ATCMs adopted by CARB are implemented and enforced by the local air districts. Seventeen statewide ATCMs for stationary sources and one statewide ATCM for portable sources have been implemented in the Bay Area and are listed in Table 11:

Table 11. Airborne Toxic Control Measures (ATCMs)

Regulation	ATCMs	Date Adopted and Last Amended
17 CCR 93101	Benzene ATCM for Retail Service Stations	05/13/1988

Regulation	ATCMs	Date Adopted and Last Amended
17 CCR 93102 – 93102.16	Hexavalent Chromium ATCM for Decorative and Hard Chrome Plating and Chromic Acid Anodizing Operations	02/18/1988 05/25/2023
17 CCR 93101.5	ATCM for Thermal Spraying	12/09/2004
17 CCR 93103	Chromate Treated Cooling Towers	03/09/1989
17 CCR 93104	Dioxins ATCM for Medical Waste Incinerators	07/13/1990
17 CCR 93105	Asbestos ATCM for Construction, Grading, Quarrying, and Surface Mining Operations	07/26/2001
17 CCR 93106	Asbestos ATCM for Surfacing Applications	04/12/1990 07/20/2000
17 CCR 93107	ATCM for Emissions of Toxic Metals from Non-Ferrous Metal Melting	01/14/1993
17 CCR 93108 17 CCR 93108.5	Ethylene Oxide ATCM for Sterilizers and Aerators Parts 1 & 2	05/21/1998
17 CCR 93109	ATCM for Emissions of Perchloroethylene from Dry Cleaning Operations	10/14/1993 01/25/2007
17 CCR 93110	Environmental Training Program Regulation for Perchloroethylene Dry Cleaning Operations	10/14/1993
17 CCR 93111	ATCM for Emissions of Chlorinated Toxic Air Contaminants from Automotive Maintenance and Repair Activities	04/27/2000
17 CCR 93112	ATCM for Emissions of Hexavalent Chromium and Cadmium from Motor Vehicle and Mobile Equipment Coatings	09/20/2001
17 CCR 93113	ATCM to Reduce Emissions of Toxic Air Contaminants from Outdoor Residential Waste Burning.	02/21/2002
17 CCR 93114	ATCM to Reduce Particulate Emissions from Diesel-Fueled Engines -- Standards for Nonvehicular Diesel Fuel	07/24/2003
17 CCR 93115	ATCM for Stationary Compression Ignition Engines	02/26/2004 10/21/2010
17 CCR 93116	ATCM for Diesel Particulate Matter from Portable Engines Rated at 50 Horsepower and Greater	02/26/2004 11/16/2017
17 CCR 93120	ATCM to Reduce Formaldehyde Emissions from Composite Wood Products	04/26/2007

Based on: <https://ww2.arb.ca.gov/resources/documents/airborne-toxic-control-measures>

National Emission Standards for Hazardous Air Pollutants (NESHAPs):

In addition to the ATCMs, the Air District also enforces NESHAPs developed by the U.S. EPA. These federal rules are also commonly referred to as MACT Standards, because they reflect Maximum Achievable Control Technology. The MACT Standards focus primarily on controlling emissions from facilities that are "major sources" of hazardous air pollutants (HAPs). A major source of HAPs is a facility that emits, or has the potential to emit, 10 tons per year or more of any individual HAP, or 25 tons per year or more of any combination of HAPs. The BAAQMD is required to implement and enforce all MACT Standards, or rules that are at least as stringent. Over the last decade, U.S. EPA has focused the NESHAPs on smaller "area sources" (i.e., facilities with HAP emissions below the major source thresholds). A complete listing of NESHAPs may be viewed at: <https://www.epa.gov/stationary-sources-air-pollution/national-emission-standards-hazardous-air-pollutants-neshap-8>.

Air District Toxic Control Regulations:

In addition to enforcing ATCMs and NESHAPs, the Air District adopts regulations to control toxic emissions from local sources of concern. Usually, the Air District's toxic control rules are identified

under Air District Regulation 11, Hazardous Pollutants. However, toxic emission control measures may also be included in other regulations, such as Air District Regulation 6, Particulate Matter or Air District Regulation 9, Inorganic Gaseous Pollutants, when toxic emission limits are included with other particulate or inorganic gas rule amendments. Current Air District toxic regulations are summarized in Table 13. Recent amendments and planned or proposed changes to Air District toxic regulations are discussed below after Table 12.

Table 12. Air District Regulations for Toxic Emissions

Regulation	Title and Applicability	Date Adopted and Last Amended
Reg. 6, Rule 5	Particulate Emissions from Refinery Fluidized Catalytic Cracking Units – Limits PM, sulfur dioxide, and ammonia emissions from fluidized catalytic cracking units located at refineries	12/15/2015 11/03/2021
Reg. 9, Rule 2	Hydrogen Sulfide – Limits ground level concentrations of hydrogen sulfide at any location outside of the property line where the emissions occur	03/17/1982 10/06/1999
Reg. 9, Rule 13	Nitrogen Oxides, Particulate Matter, and Toxic Air Contaminants from Portland Cement Manufacturing Operations - Limits NOx, PM, total hydrocarbons, and TACs (ammonia, dioxins/furans, hydrogen chloride, and mercury) from Portland Cement Manufacturing Operations	09/19/2012 10/19/2016
Reg. 11, Rule 1	Lead – Limits daily emissions and ground level concentrations of lead	03/17/1982
Reg. 11, Rule 2	Asbestos Demolition, Renovation and Manufacturing – Controls emissions of asbestos during demolition, renovation, milling, and manufacturing and establishes control measures for asbestos waste disposal operations	12/15/1976 10/7/1998
Reg. 11, Rule 3	Beryllium – Limits beryllium emissions from incineration and beryllium processing operations	03/17/1982
Reg. 11, Rule 4	Beryllium Rocket Motor Firing – Limits beryllium emissions from rocket motor test sites	03/17/1982
Reg. 11, Rule 5	Mercury – Limits mercury emissions from plants processing mercury ore and from sludge incineration and sludge drying plants	
Reg. 11, Rule 6	Vinyl Chloride – Limits vinyl chloride from plants producing vinyl chloride, polymers containing vinyl chloride, or ethylene dichloride	04/21/1982
Reg. 11, Rule 7	Benzene – Limits emissions from pumps, compressors, valves, pressure relief devices, flanges, other connectors, and any associated abatement equipment from components handling fluids containing 10% benzene or more	05/15/1985
Reg. 11, Rule 8	Hexavalent Chromium – Replaced by Hexavalent Chromium ATCM for Decorative and Hard Chrome Plating and Chromic Acid Anodizing Operations	07/20/1998 11/4/1998
Reg. 11, Rule 9	Ethylene Oxide Sterilizers – Replaced by Ethylene Oxide ATCM for Sterilizers and Aerators Parts 1 & 2	11/01/1989 05/17/2000
Reg. 11, Rule 10	Hexavalent Chromium Emissions from All Cooling Towers and Total Hydrocarbon Emissions from Refinery Cooling Towers – Prohibits use of hexavalent chromium chemicals in cooling towers and sets total hydrocarbon leak standards and monitoring requirements for refinery cooling towers	11/15/1989 11/03/2021
Reg. 11, Rule 11	National Emission Standard for Benzene Emissions from Coke By-Product Recovery Plants and Benzene Storage Vessels – Adopted by Reference to EPA NESHAP: 40 CFR Part 60, Subparts L and Y	07/18/1990
Reg. 11, Rule 12	National Emission Standard for Benzene Emissions from Benzene Transfer Operations and Benzene Waste Operations – Adopted by Reference to EPA NESHAP: 40 CFR Part 60, Subparts BB and FF	07/18/1990
Reg. 11, Rule 13	Medical Waste Incinerators – Limits dioxin and furan emissions from medical waste incinerators	01/16/1991

Regulation	Title and Applicability	Date Adopted and Last Amended
Reg. 11, Rule 14	Asbestos-Containing Serpentine – Prohibits use of asbestos-containing serpentine in road surfacing materials	07/17/1991
Reg. 11, Rule 15	Airborne Toxic Control Measure for Emissions of Toxic Metals from Non-ferrous Metal Melting – Adopted by reference to ATCM for Emissions of Toxic Metals from Non-Ferrous Metal Melting	04/06/1994
Reg. 11, Rule 16	Perchloroethylene and Synthetic Solvent Dry Cleaning Operations – Prohibits use of halogenated solvents (including perchloroethylene, 1,1,1-trichloroethane, and trichloro-trifluoroethane) in dry cleaning operations	12/21/1994 03/04/2009
Reg. 11, Rule 17	Limited Use Stationary Compression Ignition (Diesel) Engines in Agricultural Use – Limits use of diesel engines for agricultural operations	05/18/2011
Reg. 11, Rule 18	Reduction of Risk from Air Toxic Emissions at Existing Facilities – Requires risk reductions for facilities determined to have health risks exceeding risk action levels	11/15/2017

- Regulation 9, Rule 13:** On October 19, 2016, the Air District amended its Regulation 9, Rule 13: Nitrogen Oxides, Particulate Matter, and Toxic Air Contaminants from Portland Cement Manufacturing, or Rule 9-13. The rule sets emissions standards for NO_x, PM, total hydrocarbons, and TACs (ammonia, dioxins/furans, hydrogen chloride, and mercury). The rule also proposes analysis of health risk effects to the surrounding community from any modifications to the emissions stack of the kiln and provides fugitive dust control and mitigation measures at the facility to further reduce particulate emissions. The 2016 amendments address technical problems with the ammonia limit in the rule. Additional details on Rule 9-13 are available on the Air District’s web site at: <https://www.baaqmd.gov/en/rules-and-compliance/rules/reg-9-rule-13--nitrogen-oxides-particulate-matter-and-toxic-air-contaminants-from-portland-cement-ma>.
- Regulation 11, Rule 9:** On May 15, 2000, the Air District amended its Regulation 11, Rule 9: Ethylene Oxide Sterilizers to adopt the related ATCM by reference. The ATCM sets ethylene oxide emission standards for commercial and non-commercial sterilizers and aerators. On March 14, 2024, EPA announced final amendments to a related NESHAP for commercial ethylene oxide sterilizers: 40 CFR Part 63, Subpart O: Ethylene Oxide Emission Standards for Sterilization Facilities. For more information about EPA’s NESHAP amendments, see: <https://www.epa.gov/hazardous-air-pollutants-ethylene-oxide/proposal-reduce-ethylene-oxide-emissions-commercial>
- Regulation 11, Rule 10:** On November 3, 2021, the Air District amended its Regulation 11, Rule 10: Hexavalent Chromium Emissions from All Cooling Towers and Total Hydrocarbon Emissions from Refinery Cooling Towers. The amendments revised several definitions to ensure that refineries that are switching from petroleum-based fuels to renewable non-petroleum-based fuels would continue to be subject to the cooling tower emission limits and monitoring requirements in this regulation. Additional details on Rule 11-10 are available on the Air District’s web site at: https://www.baaqmd.gov/en/rules-and-compliance/rules/reg-11-rule-10-hexavalent-chromium-emissions-from-all-cooling-towers-and-total-hydrocarbon-emissions?rule_version=2021%20Amendment

- **Regulation 6, Rule 5:** On November 3, 2021, the Air District amended its Regulation 6, Rule 5: Particulate Emission Limits from Refinery Fluidized Catalytic Cracking Units. This rule limits emissions of total PM₁₀, sulfur dioxide, and ammonia from fluidized catalytic cracking units. While the ammonia emission limit was primarily set because ammonia is a precursor to PM₁₀ formation, ammonia is also a TAC. The amendments revised several definitions to ensure that refineries that are switching from petroleum-based fuels to renewable non-petroleum-based fuels would continue to be subject to the emission limits for fluidized catalytic cracking units. Additional details on Rule 6-5 are available on the Air District's web site at:
https://www.baaqmd.gov/en/rules-and-compliance/rules/reg-6-rule-5-particulate-emissions-from-refinery-fluidized-catalytic-cracking-units?rule_version=2021%20Nov%20Amendment
- **Regulation 11, Rule 18:** The Air District is making updates and improvements to its Rule 11-18 Facility Risk Reduction Program. In April of 2024, the Air District updated its Rule 11-18 Implementation Procedures document. Furthermore, the Air District is considering potential amendments to Rule 11-18 in order to help expedite the emissions inventory review, HRA, and Risk Reduction Plan approval steps, as well as other changes that may improve implementation of the rule. A Rule 11-18 Concept Paper, which is an initial step in the process of developing amendments to Rule 11-18, has been published on the Air District's web site. Additional information on the updates and improvements to Rule 11-18 are available on the Air District's web site at:
https://www.baaqmd.gov/~media/dotgov/files/rules/regulation-11-rule-18-reduction-of-risk-from-air-toxic-emissions-at-existing-facilities/2024-amendments/documents/20231231_rule1118_conceptpaper-pdf.pdf?rev=5b38e129f1a445e7a91f6e473ffbf908&sc_lang=en
- **Regulation 6, Rule 4:** The Air District recently published a white paper as the first step in assessing potential regulatory amendments to its Regulation 6, Rule 4: Particulate Matter, Metal Recycling and Shredding Operations, or Rule 6-4. The white paper discusses the environmental impacts from metal shredding and recycling operations and potential strategies for reducing those impacts. Additional details on Rule 6-4 are available on the Air District's web site at:
<https://www.baaqmd.gov/en/rules-and-compliance/rules/reg-6-rule-4--metal-recycling-and-shredding-operations>

AIR TOXICS EMISSIONS INVENTORY

The air toxics emissions inventory is a database that contains information concerning emissions of TACs from permitted stationary sources in the Bay Area. The inventory includes routine or predictable releases and is not intended to describe the potential for acute hazards from accidental releases. Information submitted by industry is reviewed for accuracy by BAAQMD staff prior to inclusion in the inventory. This inventory, and a similar inventory for mobile and area sources compiled by CARB, is used to plan strategies to reduce public exposure to TACs. The detailed emissions inventory data for 2022 are presented at:

<https://www.baaqmd.gov/en/about-air-quality/emission-inventory/toxic-air-contaminants>.

The data are presented for each facility sorted by county and city, and alphabetically by pollutant. The total inventory for the Bay Area is provided by pollutant. These are the BAAQMD's best estimates of TAC emissions, based on the information that facilities submitted in their annual update reports.

In September 2024, the Air District introduced a toxic facility mapping tool that the public may use to identify toxic facilities in their community. This new toxic facility mapping tool is available on the Air District's website at: <https://www.baaqmd.gov/en/about-air-quality/emission-inventory/toxic-air-contaminants/toxic-mapping-tool>.

AIR TOXICS AMBIENT AIR MONITORING

The Air District measures the concentrations of air toxics in ambient air both at long-term air monitoring stations, and also by conducting targeted, short-duration air monitoring projects designed to improve the information about the sources of emissions and their impacts on nearby communities.

Long-Term Ambient Air Monitoring Stations:

In the Bay Area, the Air District operates 21 long-term air monitoring stations that measure the concentrations of 22 VOCs that are also TACs. Two stations monitor additional TACs as a part of CARB's statewide air toxics air monitoring program. Detailed information about these long-term trends measurements are described in Section 3.4 of our Annual Air Monitoring Network Plan, posted at:

<https://www.baaqmd.gov/en/about-air-quality/air-quality-measurement/ambient-air-monitoring-network>.

The data for the BAAQMD's long-term air toxics ambient air monitoring network are uploaded to EPA's Air Quality System (AQS) database and can be accessed at:

<https://www.epa.gov/outdoor-air-quality-data>.

In May 2024, the Air District published the draft 2024 Annual Air Monitoring Network Plan that describes long-term trends measurements of air toxics throughout the Bay Area. Comments on this plan were accepted through June 20, 2024. The draft plan is available at:

https://www.baaqmd.gov/~media/files/technical-services/air-monitoring-network-plans/2024_network_plan_draft-pdf.pdf?rev=44e4919ab574453aaf07e5e2a36ca99c&sc_lang=en

Short-Duration Ambient Air Monitoring Projects:

In addition to the air toxics ambient air monitoring at long-term air monitoring stations, the Air District uses a variety of methods to measure the concentrations of air toxics at other locations in the Bay Area for shorter duration studies. These special air monitoring projects may have a variety of objectives for gathering data, such as:

- Identifying and characterizing emissions crossing a facility fenceline,
- Determining the impacts of facility emissions on nearby communities,

- Assessing cumulative impacts of multiple sources of air pollution on overburdened communities, and
- Collecting more information about the local-scale variation in the levels of specific pollutants.

Short-duration air toxics projects are described at:

<https://www.baaqmd.gov/en/about-air-quality/air-quality-measurement/special-air-monitoring-projects>.

For a recent example, the Air District worked with the Richmond-North Richmond-San Pablo AB 617 Community Air Monitoring Plan Community Steering Committee (CAMP CSC) to design an air toxics monitoring project to identify areas with higher levels of VOCs to identify opportunities for reducing emissions and exposure in this community facing disproportionate impacts. The study evaluated levels of VOCs using the Air District mobile monitoring platform in locations throughout this community identified by the CAMP CSC, including near different sources of VOCs and places where people spend time. The work with the CSC is described on the [CAMP website](#). The Air District worked with a Monitoring Outreach Team, a subset of the CSC, to develop a [StoryMap report](#) detailing the results of the study.

The Air District continues to build the capacity to conduct more localized, source-oriented air monitoring studies and expects to continue to increase the amount of this type of monitoring, particularly for air toxics, in the coming years.

COMMUNITY HEALTH PROTECTION PROGRAMS

The Air District implements several programs that are intended to assess and address health risks in communities with disproportionate air quality impacts. These programs include:

- California AB617 Community Air Protection program
- BAAQMD Community Air Protection Grant program
- BAAQMD Community Air Protection Incentives program
- Bay Area Healthy Homes Initiatives
- BAAQMD Community Air Risk Evaluation (CARE) program

California AB617 Communities in the Bay Area:

The Community Health Protection Program is a collaborative initiative between communities, the Air District and other agencies that is focused on reducing exposures and improving community health in neighborhoods that are most impacted by air pollution. In the Bay Area, four communities have been selected as AB617 communities:

- **West Oakland** – West Oakland was selected in 2018 for a Community Emission Reduction Program (CERP). BAAQMD partnered with the West Oakland Environmental Indicators Project (WOEIP) as co-leads to convene a community steering committee and developed *Owning Our Air: The West Oakland Community Action Plan*. A 5-year progress report is currently being prepared. More information is available at: <https://www.baaqmd.gov/community-health/community-health-protection-program/west-oakland-community-action-plan>

- **Richmond-North Richmond-San Pablo** – Richmond-North Richmond-San Pablo was selected in 2020 for a Community Air Monitoring Plan (CAMP) and a CERP. The CAMP is discussed above under the Air Toxics Ambient Air Monitoring section of this report. On May 1, 2024, the Air District adopted the Path to Clean Air (PTCA) Plan for this community. More information is available at:
<https://www.baaqmd.gov/community-health/community-health-protection-program/richmond-area-community-health-protection-program>
- **East Oakland** – East Oakland was selected in 2022 for a CERP. The Community Steering Committee (CSC) has been formed and is working on a CERP. More information is available at:
<https://www.baaqmd.gov/community-health/community-health-protection-program/east-oakland-community-emissions-reduction-plan>
- **Bayview Hunters Point/Southeast San Francisco** – Bayview Hunters Point/Southeast San Francisco was selected in 2023 for a CERP. The CSC has been formed and is working on a CERP. More information is available at:
<https://www.baaqmd.gov/community-health/community-health-protection-program/bayview-hunters-point-community-emissions-reduction-plan>

Community Health Protection Grants, Incentives and Initiatives:

In addition to working with AB617 communities on reducing air pollution emissions in their neighborhoods, the Air District oversees several grant and incentive programs and other initiatives that help reduce public exposure to air toxics. More information about these other programs, is available on the Air District's web site at:

<https://www.baaqmd.gov/en/community-health/air-pollution-and-community-health>.

Reducing Exposure to Fine Particulate Matter:

Numerous studies have demonstrated that exposure to fine particulate matter (PM2.5) is deleterious to human health with health outcomes such as: aggravation of asthma, bronchitis, and other respiratory problems, cardiovascular symptoms, and decreased life expectancy. While PM2.5 is currently regulated on a regional scale, the Air District is seeking to address growing concerns about PM2.5 exposures on a local scale, especially for vulnerable communities. In 2022, the Air District developed a proposed methodology for determining local health impacts from undifferentiated PM2.5. Documentation and plans for this proposed methodology are available on the Air District's web site at:

<https://www.baaqmd.gov/en/community-health/air-pollution-and-community-health/proposed-methodology-for-fine-particulate-matter>.

APPENDIX A – FACILITIES WITH APPROVED HRAs

This appendix provides the lists of facilities for which the Air District has conducted HRAs, and the health risks identified in their HRAs as approved by the Air District and submitted to CARB for inventory year 2022. Table A-1 in Appendix A lists the facilities in descending order by cancer risk and Table A-2 in Appendix A lists the facilities descending order by non-cancer risk.

Table A-1. Facilities with Approved HRAs Ordered by Cancer Risk

Facility Number	Facility Name ⁽¹⁾ <small>See pp. 18-21 of the TAC Control Program Annual Report for important context regarding this data.</small>	City	County	HRA Year	HRA Cancer Risk (chances in a million)	Chronic Hazard Index	Acute Hazard Index
19539	CoreSite Real Estate ⁽¹⁾	Santa Clara	Santa Clara	2021	38.4	0.03	0.01
24652	Zoetis Inc ⁽¹⁾	Union City	Alameda	2017	11.1	0	NA
59	University of California Berkeley ⁽¹⁾	Berkeley	Alameda	2012	10	0	NA
459	Veterans Administration Health Care System ⁽¹⁾	San Francisco	San Francisco	2012	10	0	NA
598	SRI International ⁽¹⁾	Mento Park	San Mateo	2012	10	NA	NA
632	Intel Corporation ⁽¹⁾	Santa Clara	Santa Clara	2012	10	0	NA
639	Stanford University ⁽¹⁾	Palo Alto	Santa Clara	2012	10	0.01	NA
1257	Genentech Inc ⁽¹⁾	South San Francisco	San Mateo	2012	10	0.01	NA
1371	Dublin San Ramon Services District - Wastewater TP ⁽¹⁾	Pleasanton	Alameda	2012	10	0	NA
3969	Stanford Health Care ⁽¹⁾	Stanford	Santa Clara	2012	10	0.01	NA
7420	New Cingular Wireless dba AT&T Mobility ⁽¹⁾	Concord	Contra Costa	2016	10	0.01	NA
11403	XILINX Inc ⁽¹⁾	San Jose	Santa Clara	2012	10	NA	NA
12763	Verizon Business ⁽¹⁾	San Jose	Santa Clara	2012	10	NA	NA
13306	Equinix LLC ⁽¹⁾	Santa Clara	Santa Clara	2007	10	0.01	0
13340	Level 3 Communications LLC ⁽¹⁾	Sunnyvale	Santa Clara	2012	10	0.01	0
13480	Pacific Bell ⁽¹⁾	La Honda	San Mateo	2008	10	NA	NA
13513	AT&T ⁽¹⁾	San Bruno	San Mateo	2002	10	0.9	0
13544	Pacific Bell ⁽¹⁾	Santa Rosa	Sonoma	2008	10	0.01	NA
13550	SBC ⁽¹⁾	Sunnyvale	Santa Clara	2003	10	0.9	0
13554	Pacific Bell ⁽¹⁾	Union City	Alameda	2002	10	NA	NA
13728	East Bay Municipal Utility Dist ⁽¹⁾	Oakland	Alameda	2012	10	0	0
13877	Sanitary District No 1 Kentfield Pump Station ⁽¹⁾	Kentfield	Marin	2002	10	NA	NA
14194	State of California Department of Transportation ⁽¹⁾	San Francisco	San Francisco	2002	10	0.01	NA
15233	Verizon Wireless-Yountville ⁽¹⁾	Yountville	Napa	2003	10	NA	NA
16717	San Francisco Public Utilities Commission ⁽¹⁾	San Francisco	San Francisco	2005	10	NA	NA
17771	Verizon Wireless (Sunnyvale MSC) ⁽¹⁾	Sunnyvale	Santa Clara	2007	10	0.01	NA
19348	Cisco Systems ⁽¹⁾	Mountain View	Santa Clara	2012	10	0	NA
19686	Microsoft Corporation ⁽¹⁾	Santa Clara	Santa Clara	2012	10	0.01	NA
20078	Lowe's HIW Inc ⁽¹⁾	Vallejo	Solano	2010	10	0	NA
20356	Digital 365 LLC ⁽¹⁾	San Francisco	San Francisco	2006	10	0.01	NA
21793	Pacific Gas & Electric Company ⁽¹⁾	San Ramon	Contra Costa	2013	10	0	NA
24945	Treasure Island Development Authority (TIDA) ⁽¹⁾	San Francisco	San Francisco	2012	10	NA	NA
100156	Costco Gasoline #475 ⁽¹⁾	South San Francisco	San Mateo	2002	10	NA	NA
108613	ARCO Facility #04495 ⁽¹⁾	San Mateo	San Mateo	2003	10	0.11	NA
12743	MCI dba Verizon Business	Concord	Contra Costa	2001	9.99	NA	NA
13348	Medtronic Vascular	Santa Rosa	Sonoma	2019	9.99	0	NA
13984	City of Santa Rosa Utilities Dept	Santa Rosa	Sonoma	2015	9.99	0	NA
16421	City of San Jose SBWRP	San Jose	Santa Clara	2004	9.99	NA	NA
17460	City of Santa Rosa Utilities Department Station 9	Santa Rosa	Sonoma	2006	9.99	0.01	NA
17898	New San Francisco Federal Building	San Francisco	San Francisco	2006	9.99	0.01	NA
20249	Vallejo Sanitation & Flood Control Dist	Vallejo	Solano	2010	9.99	0.01	NA
20574	Digital Realty	Santa Clara	Santa Clara	2014	9.99	0.01	NA
21539	Golden State Pet Crematorium	Castro Valley	Alameda	2013	9.99	0.7	0.3
22740	Las Gallinas Valley Sanitary District	San Rafael	Marin	2015	9.99	0	NA
22788	East Bay Municipal Utility District	Walnut Creek	Contra Costa	2014	9.99	0.01	NA
23068	Alvins Corner at Penny Lane	Campbell	Santa Clara	2015	9.99	0	NA
23204	United Natural Foods Inc (UNFI) ⁽¹⁾	Gilroy	Santa Clara	2016	9.99	1	NA
23554	Santa Clara Valley Transportation Authority ⁽¹⁾	Milpitas	Santa Clara	2016	9.99	1	NA
23612	City Hall - City of San Ramon	San Ramon	Contra Costa	2016	9.99	0.99	NA

Facility Number	Facility Name ⁽¹⁾ (1) See pp. 18-21 of the TAC Control Program Annual Report for important context regarding this data.	City	County	HRA Year	HRA Cancer Risk (chances in a million)	Chronic Hazard Index	Acute Hazard Index
24059	Cytera Communications LLC SN1	Sunnyvale	Santa Clara	2005	9.99	0.01	NA
24528	Google LLC	Sunnyvale	Santa Clara	2001	9.99	NA	NA
200385	SF Police Credit Union ⁽¹⁾	San Bruno	San Mateo	2016	9.99	1	NA
200909	Partnership Health Plan of California ⁽¹⁾	Fairfield	Solano	2018	9.99	1	NA
201183	Alexander Station Apartments ⁽¹⁾	Gilroy	Santa Clara	2018	9.99	1	NA
100340	Costco Wholesale #132	Vallejo	Solano	2019	9.99	0.11	NA
16787	Bayside Area Development LLC c/ CBRE Inc	South San Francisco	San Mateo	2005	9.98	NA	NA
22268	Nor-Cal Rock Inc	Hayward	Alameda	2014	9.98	0.01	NA
17156	City of Milpitas	Milpitas	Santa Clara	2010	9.97	0.01	NA
24060	Cytera Communications LLC SN2	Sunnyvale	Santa Clara	2009	9.96	0.01	NA
24570	Terrax Environmental Inc	San Jose	Santa Clara	2020	9.95	0.2	0
16422	City of San Jose SBWRP	San Jose	Santa Clara	2004	9.93	0	NA
22623	Cologix Inc. SV1	Santa Clara	Santa Clara	2016	9.91	0.01	NA
450	Veterans Administration Medical Center	Palo Alto	Santa Clara	2011	9.9	0.9	NA
1275	Novato Sanitary District	Novato	Marin	2009	9.9	0.9	NA
1753	John Muir Health - Concord Campus	Concord	Contra Costa	2012	9.9	0.09	0.03
1785	Children's Hospital Oakland	Oakland	Alameda	2012	9.9	0.9	NA
3167	Pacific Gas and Electric Company	Richmond	Contra Costa	2021	9.9	0	NA
3711	Sutter Health Eden Medical Center	Castro Valley	Alameda	2010	9.9	0.9	NA
8998	West Valley Community College	Saratoga	Santa Clara	2011	9.9	0	NA
10742	John Muir Medical Center	Walnut Creek	Contra Costa	2022	9.9	0	NA
12958	Los Gatos Memorial Park	San Jose	Santa Clara	2001	9.9	0.1	NA
13077	NOP 560 Mission LLC	San Francisco	San Francisco	2001	9.9	NA	NA
13410	Pacific Bell Corporation	Walnut Creek	Contra Costa	2001	9.9	0	NA
13487	Pacific Bell	Martinez	Contra Costa	2004	9.9	0	NA
14039	Contra Costa Water District	Concord	Contra Costa	2019	9.9	0.9	NA
14240	San Francisco Public Utilities Commission	South San Francisco	San Mateo	2005	9.9	0.1	0
14433	Pacific Bell	Windsor	Sonoma	2002	9.9	NA	NA
14809	Federal Aviation Administration	Mountain View	Santa Clara	2023	9.9	0	NA
14812	City of Vallejo Water Division	Suisun City	Solano	2002	9.9	0	NA
14814	Pacific Bell	Mill Valley	Marin	2002	9.9	0.01	NA
14924	Chabot Community College	Hayward	Alameda	2022	9.9	0.09	NA
14944	City of Palo Alto	Palo Alto	Santa Clara	2019	9.9	0.9	NA
15101	AT&T Corporation	Redwood City	San Mateo	2012	9.9	NA	NA
15464	Pixar Animation Studios	Emeryville	Alameda	2009	9.9	0.9	NA
15504	Kaiser Santa Rosa Medical Office Bldg #4	Santa Rosa	Sonoma	2019	9.9	0.9	NA
15592	San Francisco Public Utilities Commission	Sunol	Alameda	2010	9.9	0.9	NA
16043	City of Santa Rosa Subregional Utilities	Santa Rosa	Sonoma	2019	9.9	0.9	NA
17154	City of Milpitas	Milpitas	Santa Clara	2016	9.9	0.9	NA
18192	Minaris Regenerative Medicine	Mountain View	Santa Clara	2007	9.9	0.01	NA
18239	CoreSite	Milpitas	Santa Clara	2007	9.9	0.01	NA
18769	Jay Paul Company	Sunnyvale	Santa Clara	2019	9.9	0.9	NA
18959	Verizon Wireless (Bolinas)	Bolinas	Marin	2008	9.9	0.01	NA
19285	Campus for Jewish Life	Palo Alto	Santa Clara	2008	9.9	0.01	NA
19442	Sequoia Union High School District	Atherton	San Mateo	2018	9.9	0.9	NA
19779	Alameda County Public Works Agency	Hayward	Alameda	2009	9.9	0.9	NA
19805	SJW Vickery Av Station	Saratoga	Santa Clara	2020	9.9	0	NA
19939	Napa Sanitation District	Napa	Napa	2021	9.9	0	NA
20208	Coastside County Water District	Half Moon Bay	San Mateo	2010	9.9	0.9	NA
20286	Palo Alto Unified School District	Palo Alto	Santa Clara	2016	9.9	0	NA
20324	Judicial Council of California CC 43-B2	San Jose	Santa Clara	2002	9.9	0.9	NA
20536	Atieva USA Inc	Newark	Alameda	2019	9.9	0.9	NA
20885	Casino M8trix	San Jose	Santa Clara	2011	9.9	NA	NA
20968	Guardant Health Inc.	Redwood City	San Mateo	2019	9.9	0.9	NA
21043	City of Santa Rosa	Santa Rosa	Sonoma	2019	9.9	0.9	NA
21436	Ghirardelli Square	San Francisco	San Francisco	2023	9.9	0	NA
21519	Alameda County Water District	Fremont	Alameda	2012	9.9	NA	NA
21615	City & County of SF (Real Estate Div)	San Francisco	San Francisco	2019	9.9	0.9	NA
22190	California Water Service Company	Los Altos Hills	Santa Clara	2014	9.9	0	NA
22350	Gamble Family Vineyards	Yountville	Napa	2014	9.9	0.9	NA
22445	City of Pacifica Water Recycling/Wastewater Treat	Pacifica	San Mateo	2019	9.9	0.9	NA
22649	Caltrans	Oakland	Alameda	2017	9.9	0	NA
22691	Signature Flight Support	Santa Clara	Santa Clara	2015	9.9	0.9	NA
22751	Google LLC	Mountain View	Santa Clara	2011	9.9	0.9	NA
23005	Olive Tree Manor LLC	Napa	Napa	2015	9.9	0.9	NA
23086	Paraduxx Winery	Napa	Napa	2015	9.9	0.9	NA
23190	Healthpeak Properties Inc. c/o CBRE	South San Francisco	San Mateo	2015	9.9	0	NA
23199	Bergman Residence	Saint Helena	Napa	2015	9.9	0.9	NA

Facility Number	Facility Name ⁽¹⁾ (1) See pp. 18-21 of the TAC Control Program Annual Report for important context regarding this data.	City	County	HRA Year	HRA Cancer Risk (chances in a million)	Chronic Hazard Index	Acute Hazard Index
23427	FN Cellars Inc.	Saint Helena	Napa	2023	9.9	0	NA
23444	Silver Springs Networks Inc	San Jose	Santa Clara	2016	9.9	0.9	NA
23515	Google LLC	San Bruno	San Mateo	2020	9.9	0	NA
23528	Brand Winery	Saint Helena	Napa	2016	9.9	0	NA
23535	Judicial Council of CA East County Hall Justice	Dublin	Alameda	2016	9.9	0.9	NA
23814	PayPal Inc	San Jose	Santa Clara	2019	9.9	0.9	NA
24622	San Francisco Bay Area Rapid Transit District	Oakland	Alameda	2018	9.9	0.9	NA
200359	O'Farrell Senior Housing Inc	San Francisco	San Francisco	2016	9.9	0	NA
200389	Gateway 80 Owner LP	Fairfield	Solano	2023	9.9	0	NA
200394	1450 Franklin Street Owners Association	San Francisco	San Francisco	2016	9.9	0	NA
200419	Meta Platforms Inc. - MPK 60-61	Menlo Park	San Mateo	2016	9.9	0.9	NA
200431	Seed Testing Real Estate II	Gilroy	Santa Clara	2019	9.9	0.9	NA
200471	Frito Lay Inc.	Alameda	Alameda	2017	9.9	0.9	NA
200504	350 Bush	San Francisco	San Francisco	2017	9.9	0.01	NA
200662	Shafer Vineyards	Napa	Napa	2020	9.9	0	NA
200678	Jackson Family Wines	Oakville	Napa	2017	9.9	0.9	NA
200784	FN Cellars Inc.	Oakville	Napa	2019	9.9	0.9	NA
201021	Groth Vineyards	Napa	Napa	2019	9.9	0	NA
201031	Public Safety Complex - Police Services Building	Dublin	Alameda	2019	9.9	0.9	NA
201247	CADE at 13th Vineyard	Angwin	Napa	2020	9.9	0.9	NA
201289	Meyer Corporation	Fairfield	Solano	2019	9.9	0.01	NA
201314	Theorem Winery	Calistoga	Napa	2018	9.9	0	NA
201316	Hundred Acre Wine Group - St. Helena	Saint Helena	Napa	2023	9.9	0	NA
201322	Pink Sunset	Atherton	San Mateo	2021	9.9	0	NA
201503	UC Davis Oakville Station	Napa	Napa	2019	9.9	0.01	NA
201605	Duffy's Napa Valley Rehab	Calistoga	Napa	2019	9.9	0.01	NA
201672	One Hope Winery	Napa	Napa	2019	9.9	0	NA
201679	Santa Rosa Junior College	Santa Rosa	Sonoma	2019	9.9	0	NA
201688	Stonestown Anchor Acquisition LP	San Francisco	San Francisco	2019	9.9	0.9	NA
201726	O'Brien Estates	Napa	Napa	2019	9.9	0.9	NA
201735	San Rafael Public Safety Center	San Rafael	Marin	2019	9.9	0.01	NA
201736	Holy Names University	Oakland	Alameda	2019	9.9	0.9	NA
201755	Hourglass Winery	Calistoga	Napa	2019	9.9	0.9	NA
201767	Outpost Wines	Angwin	Napa	2019	9.9	0	NA
201781	Ric Forman Residence	St. Helena	Napa	2019	9.9	0.9	NA
201789	Auberge du Soleil	Rutherford	Napa	2020	9.9	0	NA
201793	Santa Clara Valley Transportation Authority	San Jose	Santa Clara	2019	9.9	0.9	NA
201804	Real Social Good Investments	Menlo Park	San Mateo	2020	9.9	0	NA
201872	CBRE	South San Francisco	San Mateo	2020	9.9	0	NA
201891	Realm Cellars	Napa	Napa	2020	9.9	0	NA
201937	Rivers Marie Winery	Calistoga	Napa	2020	9.9	0.9	NA
201939	Red Hawk Vineyards	Pope Valley	Napa	2020	9.9	0.9	NA
201972	Hamel Family Wines	Sonoma	Sonoma	2020	9.9	0	NA
202012	Marciano Winery	Saint Helena	Napa	2020	9.9	0	NA
202016	Facebook Inc.	Burlingame	San Mateo	2020	9.9	0	NA
202021	BART Berryessa Station	San Jose	Santa Clara	2016	9.9	0.9	NA
202162	1020 Atlantic	Alameda	Alameda	2021	9.9	0	NA
202178	IF - 85th	Oakland	Alameda	2021	9.9	0	NA
202258	Enovix	Fremont	Alameda	2021	9.9	0	NA
202372	Amazon.com Services LLC - TCY9	Oakley	Contra Costa	2022	9.9	0.01	NA
202375	WWCMC	Glen Ellen	Sonoma	2021	9.9	0	NA
202457	Altitude Apartments	South San Francisco	San Mateo	2021	9.9	0	NA
202478	Spirit Rock Meditation Center	Woodacre	Marin	2023	9.9	0	NA
212207	PRIDE MOUNTAIN VINEYARDS LLC	Santa Rosa	Sonoma	2022	9.9	0	NA
212447	Honig Vineyard & Winery	Napa	Napa	2023	9.9	0	NA
200240	Costco Gasoline #1267	San Jose	Santa Clara	2014	9.9	0.9	NA
19019	Sonoma Police Department	Sonoma	Sonoma	2010	9.87	0.01	NA
4618	Keller Canyon Landfill Company	Pittsburg	Contra Costa	2006	9.8	0.37	NA
12916	Cisco System	Milpitas	Santa Clara	2004	9.8	0.9	0
13467	Pacific Bell	Fairfield	Solano	2005	9.8	0.01	NA
15253	Oracle Corporation	Redwood City	San Mateo	2011	9.8	0.9	NA
16234	County of Sonoma Juvenile Justice Center	Santa Rosa	Sonoma	2004	9.8	0.01	NA
16930	San Mateo County Youth Services Center	San Mateo	San Mateo	2005	9.8	0.01	NA
18801	Xeres Ventures LP (SC1)	Santa Clara	Santa Clara	2016	9.8	0.01	NA
20537	Department of Transportation	Oakland	Alameda	2010	9.8	0	NA
22375	Amazon Data Services Inc.	Santa Clara	Santa Clara	2015	9.8	0.01	NA
200629	The Austin Owners Association	San Francisco	San Francisco	2017	9.8	0	NA
3885	Alameda Health System - Highland Hospital Campus	Oakland	Alameda	2002	9.7	0	NA

Facility Number	Facility Name ⁽¹⁾ (1) See pp. 18-21 of the TAC Control Program Annual Report for important context regarding this data.	City	County	HRA Year	HRA Cancer Risk (chances in a million)	Chronic Hazard Index	Acute Hazard Index
9536	Truck-Rail Handling Inc	Fremont	Alameda	2022	9.7	0.04	0.13
13160	University of California SF	San Francisco	San Francisco	2012	9.7	0.01	0
13866	City of SSF Water Quality Plant	South San Francisco	San Mateo	2004	9.7	NA	NA
18067	Sanitary District No 2 of Marin County	Corte Madera	Marin	2007	9.7	0.01	NA
18169	Woodside Fire Station #19	Woodside	San Mateo	2007	9.7	0.01	NA
20248	CIM Group Properties	Oakland	Alameda	2016	9.7	0.01	NA
23216	Hudson Skyport Plaza LLC	San Jose	Santa Clara	2003	9.7	0	NA
200691	41 Tehama LP	San Francisco	San Francisco	2017	9.7	0	NA
12946	Level 3 Communications Inc	Emeryville	Alameda	2002	9.6	0.01	NA
13985	City of Santa Rosa Utilities Dept	Santa Rosa	Sonoma	2015	9.6	0	NA
17130	A Memorial Service LLC dba Animal Memorial Svcs	Gilroy	Santa Clara	2008	9.6	0.09	0.5
17347	College of San Mateo	San Mateo	San Mateo	2007	9.6	0.9	NA
20685	Ariba	Sunnyvale	Santa Clara	2011	9.6	0	NA
22990	Davis Estates Winery	Calistoga	Napa	2015	9.6	0	NA
100563	Costco Gasoline #663	Concord	Contra Costa	2019	9.6	0.07	NA
3670	Kaiser Foundation Hospital	Vallejo	Solano	2007	9.5	0.9	NA
19330	ARE - East Jamie Court LLC	South San Francisco	San Mateo	2011	9.5	0.01	NA
21361	University of the Pacific	San Francisco	San Francisco	2006	9.5	0.01	NA
23476	Boston Properties	San Francisco	San Francisco	2016	9.5	0.01	NA
23683	NGM Biopharmaceuticals Inc	South San Francisco	San Mateo	2009	9.5	0.01	NA
20586	Digital 720 2nd LLC	Oakland	Alameda	2007	9.45	0.01	NA
17546	Camino Medical Group-ASC Building	Mountain View	Santa Clara	2006	9.4	0.01	NA
20675	Seagate Technology LLC	Cupertino	Santa Clara	2011	9.4	NA	NA
200343	California Water Service Co.	San Carlos	San Mateo	2016	9.4	0	NA
200760	Golden Cajun LLC	Santa Clara	Santa Clara	2018	9.4	0.01	NA
18227	City of Gilroy	Gilroy	Santa Clara	2007	9.3	0.01	NA
19131	City of Sebastopol	Sebastopol	Sonoma	2009	9.2	0.01	NA
19236	County of Marin	San Rafael	Marin	2008	9.2	0.01	NA
20611	EQUINIX-SV8	Palo Alto	Santa Clara	2014	9.2	0.01	NA
20924	Juniper Networks	Sunnyvale	Santa Clara	2002	9.2	NA	NA
17	Lehigh Southwest Cement Company	Cupertino	Santa Clara	2011	9.1	0.12	NA
12626	Valero Refining Company - California	Benicia	Solano	1991	9.1	0.02	0
16441	City of Hayward Department of Public Works	Hayward	Alameda	2005	9.1	0.9	NA
21930	San Francisco Public Utilities Commission	San Francisco	San Francisco	2015	9.1	NA	NA
1941	Sonoma Developmental Center	Eldridge	Sonoma	1990	9	0	NA
19403	USPS San Mateo Information Technology and Acct Svc	San Mateo	San Mateo	2010	9	0.01	NA
20214	Soiland Co Inc	Santa Rosa	Sonoma	2020	9	0	NA
24726	Martinez Refining Company LLC	Martinez	Contra Costa	1990	9	0.02	NA
22523	Canyon Ranch Wellness Retreat	Woodside	San Mateo	2009	8.93	0.01	NA
1462	Veterans Administration Medical Center	Menlo Park	San Mateo	2012	8.9	0	NA
14092	Pacific Bell Corporation	Milpitas	Santa Clara	2002	8.9	0.01	0
21251	1080 Sutter Owners Association c/o Action Property Mngmt	San Francisco	San Francisco	2012	8.8	0	NA
23565	Lucile Packard Children's Hospital Stanford	Sunnyvale	Santa Clara	2007	8.8	0	NA
200477	T8 Urban Housing Associates LLC c/o Related Companies	San Francisco	San Francisco	2017	8.8	0	NA
21843	CordeValle Resort	San Martin	Santa Clara	2013	8.7	0	NA
22420	Restoration Management Company	Hayward	Alameda	2014	8.7	0.01	NA
24042	Vantage Data Centers Management Co	Santa Clara	Santa Clara	2022	8.64	0.01	0.02
13711	Pacific Bell Corp dba AT&T CA	Santa Clara	Santa Clara	2002	8.5	0.01	0
15999	Frank Family Vineyards	Calistoga	Napa	2019	8.5	0	NA
13290	City of San Jose Public Works Fleet Management	San Jose	Santa Clara	2006	8.45	0	NA
770	Travis AFB	Travis Afb	Solano	2012	8.4	0	NA
18292	Paradise Valley Estates	Fairfield	Solano	2007	8.4	0	NA
18971	UCSF/CPFM	San Francisco	San Francisco	2008	8.4	0.9	NA
21359	Phillips 66 Company - San Francisco Refinery	Rodeo	Contra Costa	1990	8.4	0.13	NA
20370	1101 Space Park Partners LLC	Santa Clara	Santa Clara	2022	8.33	0.01	0
1430	Nazareth House of San Rafael	San Rafael	Marin	2013	8.3	0	NA
20163	Zoetis Inc.	Union City	Alameda	2010	8.3	0.01	NA
20295	Vantage Data Centers Management Co LLC	Santa Clara	Santa Clara	2022	8.3	0.01	0
23544	Prothena Biosciences Inc	South San Francisco	San Mateo	2009	8.3	0.01	NA
201981	Allogene Therapeutics	Newark	Alameda	2020	8.3	0	NA
1179	Redwood Landfill Inc	Novato	Marin	2010	8.2	0.23	NA
15278	Wareham Development	Emeryville	Alameda	2012	8.1	0	NA
19325	Swissport Fueling Inc	Oakland	Alameda	2011	8.1	0.9	NA
20570	Graton Fire Protection District	Sebastopol	Sonoma	2011	8.1	0	NA
20714	PMI Plaza LLC	Walnut Creek	Contra Costa	2007	8.1	0	NA
22566	County of Marin c/o Sares Regis	San Rafael	Marin	2013	8.1	NA	NA
22974	Stack Infrastructure	San Jose	Santa Clara	2014	8.1	0	NA
10	Chevron Products Company	Richmond	Contra Costa	1990	8	0.02	NA

Facility Number	Facility Name ⁽¹⁾ (1) See pp. 18-21 of the TAC Control Program Annual Report for important context regarding this data.	City	County	HRA Year	HRA Cancer Risk (chances in a million)	Chronic Hazard Index	Acute Hazard Index
591	East Bay Municipal Utility District	Oakland	Alameda	1991	8	0.06	NA
617	Palo Alto Regional Water Quality Control Plant	Palo Alto	Santa Clara	1989	8	0.42	NA
4020	SFPP LP	San Jose	Santa Clara	1989	8	0	NA
12596	National Park Service	San Francisco	San Francisco	2011	8	0	NA
15982	Google LLC	Mountain View	Santa Clara	2012	8	0.9	NA
25055	USS-UPI LLC	Pittsburg	Contra Costa	1994	8	0.9	NA
112124	Costco Wholesale # 1061	Hayward	Alameda	2009	8	0.02	NA
2066	Waste Management of Alameda County	Livermore	Alameda	2012	7.9	0.11	NA
24260	Micron Technology Inc	San Jose	Santa Clara	2009	7.9	0	NA
202217	City of Santa Rosa - Sewer Lift Station #1	Santa Rosa	Sonoma	2021	7.9	0	NA
22546	181 Fremont LLC	San Francisco	San Francisco	2015	7.87	0	NA
12848	David Grant Medical Center	Travis Afb	Solano	2012	7.8	0.01	0
13485	AT&T	Livermore	Alameda	2008	7.8	0.01	NA
17405	One Rincon Hill Association	San Francisco	San Francisco	2006	7.8	0	NA
19966	San Francisco Unified School Dist (SFUSD)	San Francisco	San Francisco	2010	7.8	0.01	NA
200679	Stanford Redwood City Operations	Redwood City	San Mateo	2018	7.8	0	NA
255	Lawrence Livermore National Laboratory	Livermore	Alameda	1989	7.7	0.04	NA
11764	Bay Area Rapid Transit District	Oakland	Alameda	2012	7.7	0.01	NA
19268	FibroGen	San Francisco	San Francisco	2009	7.7	0	NA
20298	Hologic Inc	Sunnyvale	Santa Clara	2010	7.7	0.01	NA
21057	Sutter Bay Hospitals	Santa Rosa	Sonoma	2012	7.6	NA	NA
23016	HCP Oyster Point	South San Francisco	San Mateo	2017	7.5	0	NA
202088	Westport Office Park LLC	Redwood City	San Mateo	2023	7.5	0	NA
3974	San Francisco General Hospital	San Francisco	San Francisco	2010	7.4	0	NA
19060	Hosting Com	San Francisco	San Francisco	2009	7.4	0.9	NA
200573	Lodgeworks	Napa	Napa	2017	7.4	0	NA
24374	China Mobile International Infrastructural (US1)	San Jose	Santa Clara	2021	7.37	0.01	NA
20637	Boehringer Ingelheim Fremont Inc	Fremont	Alameda	2007	7.3	0	NA
475	Santa Clara Valley Health & Hospital System	San Jose	Santa Clara	2012	7.2	0	NA
13241	KGO Television ABC Inc	San Francisco	San Francisco	2001	7.2	NA	NA
17769	T5@Silicon Valley LP	Newark	Alameda	2010	7.2	0.9	NA
21400	Intelsat Corporation	Napa	Napa	2012	7.2	NA	NA
21646	Guide Dogs for the Blind Inc	San Rafael	Marin	2018	7.2	0.02	NA
22403	Google LLC	Sunnyvale	Santa Clara	2017	7.2	0	NA
23902	EQUINIX INC SV14-SV17	Santa Clara	Santa Clara	2015	7.2	0	NA
111724	Arco AM/PM	San Jose	Santa Clara	2022	7.2	0.04	NA
1228	Sonoma County Water Agency	Sonoma	Sonoma	2006	7.1	0.4	NA
2478	UCSF/Parnassus	San Francisco	San Francisco	1992	7.1	0.5	NA
14063	Central Contra Costa Sanitary District	Orinda	Contra Costa	2004	7.1	NA	NA
200351	illumina Inc	Foster City	San Mateo	2016	7.1	0	NA
201462	Biomed Realty Gateway of Pacific	South San Francisco	San Mateo	2018	7.1	0.01	NA
201897	Viamonte Senior Living 1 Inc.	Walnut Creek	Contra Costa	2020	7.1	0	NA
1529	Kaiser Permanente Medical Center	Oakland	Alameda	2011	7	0	NA
14691	Verizon Wireless Pleasanton Switch	Pleasanton	Alameda	2003	7	0.01	NA
15565	Western Digital Technologies	Fremont	Alameda	2012	7	0	NA
15935	Comcast of California/Colorado/Texas/Washington	Pleasanton	Alameda	2022	7	0.01	NA
24072	CBRE	Emeryville	Alameda	2004	7	0.01	NA
7237	Chevron Business And Real Estate Services ⁽¹⁾	San Ramon	Contra Costa	2012	6.9	1	NA
14628	Tesoro Refining & Marketing Company LLC	Martinez	Contra Costa	1995	6.9	0.3	NA
18411	Sutter Health Enterprise Data Center dba Palo Alto Medical F	Sunnyvale	Santa Clara	2016	6.9	0	NA
20009	Hayward Point Eden Business Center	Hayward	Alameda	2010	6.9	0	NA
2836	Pacific Gas & Electric Company	San Francisco	San Francisco	2011	6.8	0.9	NA
19670	The Meadows of Napa Valley	Napa	Napa	2017	6.8	0	NA
20555	Mercy Housing California	San Francisco	San Francisco	2011	6.8	0	NA
200776	Kodiak Sciences Inc.	Palo Alto	Santa Clara	2017	6.8	0	NA
453	Good Samaritan Hospital	San Jose	Santa Clara	2005	6.7	0.9	NA
2172	Office of The Sheriff	San Bruno	San Mateo	2006	6.7	0.9	NA
14611	California Water Service Company	Livermore	Alameda	2018	6.7	0	NA
16127	Pacific Bell (dba: AT&T CA)	Pleasanton	Alameda	2007	6.7	0	NA
21024	EdgeConneX Silicon Valley Holdings LLC	Santa Clara	Santa Clara	2017	6.7	0.01	NA
201560	Related California	San Francisco	San Francisco	2019	6.7	0	NA
8175	The Home Depot Store #0643	El Cerrito	Contra Costa	2010	6.6	0.01	NA
15292	IKEA California LLC	East Palo Alto	San Mateo	2003	6.6	0.9	NA
20985	Sunny View Retirement Community	Cupertino	Santa Clara	2019	6.6	0	NA
13461	Pacific Bell	Cotati	Sonoma	2005	6.5	NA	NA
7519	Pacific Bell	Fairfield	Solano	2012	6.4	0	NA
22032	Jamestown Concord Tech Bldg c/o SRP Mgmt Inc	Concord	Contra Costa	2012	6.4	NA	NA
13515	AT&T	San Francisco	San Francisco	2006	6.3	0.9	0

Facility Number	Facility Name ⁽¹⁾ (1) See pp. 18-21 of the TAC Control Program Annual Report for important context regarding this data.	City	County	HRA Year	HRA Cancer Risk (chances in a million)	Chronic Hazard Index	Acute Hazard Index
17351	Napa Berryessa Resort Improvement District	Napa	Napa	2007	6.3	0	NA
22353	Sheriff's Office County of San Mateo	Redwood City	San Mateo	2014	6.3	0	NA
201165	CoreSite Real Estate 3045 Stender LP	Santa Clara	Santa Clara	2022	6.3	0	0.01
202077	GI TC Perry Park LLC	Sunnyvale	Santa Clara	2020	6.3	0	NA
3576	Catholic Cremation Services	Hayward	Alameda	2006	6.2	0.24	0.11
19778	Alameda County Public Works Agency	Hayward	Alameda	2023	6.17	0	NA
20897	Bristol-Myers Squibb	Redwood City	San Mateo	2012	6.15	0	NA
12071	Bayer US LLC	Berkeley	Alameda	2012	6.1	0	1
1534	Silicon Valley Clean Water	Redwood City	San Mateo	1989	6	NA	NA
2531	St Joseph Health N CA dba Santa Rosa Mem Hospital	Santa Rosa	Sonoma	1990	6	0	NA
12955	XO Communications Inc	Fremont	Alameda	2001	6	NA	NA
13450	Pacific Bell	Benicia	Solano	2003	6	NA	NA
200566	Menlo Gateway Hotel	Menlo Park	San Mateo	2017	6	0	NA
12728	Waste Management Inc	San Leandro	Alameda	2022	5.9	0.09	NA
20241	RS Alameda LLC ("Red Sea")	Santa Clara	Santa Clara	2023	5.9	0.46	NA
22634	Madrone Owner's Association	San Francisco	San Francisco	2011	5.9	0	NA
23664	BCORE Colleman Owner LLC	San Jose	Santa Clara	2023	5.9	0	NA
22157	Fortinet Inc	Sunnyvale	Santa Clara	2013	5.89	0	NA
6426	Solano County Transit Operations	Vallejo	Solano	2017	5.8	0	NA
17407	Fisher Investments	San Mateo	San Mateo	2005	5.8	0	NA
17976	Byron Bethany Irrigation District	Byron	Contra Costa	2008	5.8	0	NA
19716	City of San Jose Fire Station # 2 /Accts Payable	San Jose	Santa Clara	2009	5.8	0	NA
111185	Costco Gasoline #778	Fremont	Alameda	2004	5.8	0	NA
15959	Comcast of San Leandro Inc	Hayward	Alameda	2023	5.7	0	NA
22105	The Lodge at Morgan Hill c/o Buckingham Property	Morgan Hill	Santa Clara	2013	5.7	0	NA
23742	Amazon com Services Inc - OAK5	Newark	Alameda	2017	5.7	0	NA
200650	Menlo Park Fire Protection District	Menlo Park	San Mateo	2017	5.7	0	NA
100146	Costco Gasoline #482	Richmond	Contra Costa	1999	5.7	NA	NA
13026	Pacific Gas & Electric	Fairfield	Solano	2008	5.6	0	NA
19248	Kistler Vineyards	Sebastopol	Sonoma	2008	5.6	0	NA
22201	BXP Mission 535 LLC c/o Boston Properties Limited	San Francisco	San Francisco	2014	5.6	0	NA
23984	Cytera Communications LLC - SC8	Santa Clara	Santa Clara	2003	5.6	0.9	NA
21775	Central Concrete Supply Inc	San Francisco	San Francisco	2017	5.43	0.76	0.09
202203	B Cellars Winery	Napa	Napa	2022	5.4	0	NA
18039	Cisco Systems Inc	San Jose	Santa Clara	2008	5.3	0	NA
22746	Fox Television Stations Inc on behalf of KTVU	Oakland	Alameda	2012	5.3	NA	NA
22433	New Cingular Wireless PCS dba AT&T Mobility	Pleasant Hill	Contra Costa	2014	5.2	0	NA
24380	Corteva Agriscience - Pittsburg Operations	Pittsburg	Contra Costa	2001	5.2	0.18	NA
200634	AvalonBay Communities Inc.	Emeryville	Alameda	2017	5.2	0	NA
1403	Santa Rosa Water - Laguna Treatment Plant	Santa Rosa	Sonoma	2012	5.1	0.02	NA
14536	Santa Clara Valley Water District - PWTP	San Jose	Santa Clara	2010	5	0	NA
17326	City of Santa Clara Park Service Ctr	Santa Clara	Santa Clara	2021	5	0	NA
22869	Northland Control System	Fremont	Alameda	2015	5	0	NA
23622	Vision Recycling Benicia	Benicia	Solano	2002	5	0.9	NA
15071	Pacific Bell	Sausalito	Marin	2005	4.9	NA	NA
15455	Marin Municipal Water District	Novato	Marin	2003	4.9	NA	NA
16200	The Gymboree Corporation	San Francisco	San Francisco	2004	4.9	0.9	NA
19472	Northgate Mall	San Rafael	Marin	2009	4.9	0	NA
23889	WaveDivision Holdings LLC	San Francisco	San Francisco	2012	4.9	0	NA
21421	San Luis & Delta Mendota Water Authority (SLDMWA)	Livermore	Alameda	2012	4.8	0	NA
21812	City of Santa Rosa	Santa Rosa	Sonoma	2023	4.8	0	NA
200602	City of Napa - Fire Station No. 5	Napa	Napa	2017	4.8	0	NA
2320	OakView Memorial Park	Antioch	Contra Costa	2016	4.7	0.99	0.74
13721	EBMUD San Pablo Water Treatment Plant	Kensington	Contra Costa	2020	4.7	0	NA
19550	Chabot Las Positas CC District	Livermore	Alameda	2012	4.7	0	NA
15544	Kaiser Permanente	Redwood City	San Mateo	2013	4.6	0	NA
20702	Toyama Technology Partners LLC	Sunnyvale	Santa Clara	2008	4.6	0.9	NA
24097	706 Mission Center Association	San Francisco	San Francisco	2018	4.6	0	NA
200783	Amazon.com Services Inc.- SJC9	Brisbane	San Mateo	2017	4.6	0	NA
568	San Francisco South East Treatment Plant	San Francisco	San Francisco	1990	4.5	0	NA
12197	United Airlines Inc	San Francisco	San Francisco	2004	4.5	0.9	0
13335	San Jose Water Co-3Mile	San Jose	Santa Clara	2012	4.5	0	0
14463	City of Burlingame	Burlingame	San Mateo	2021	4.5	0	NA
200833	The Grad Student Housing	San Jose	Santa Clara	2019	4.5	0	NA
15561	Comcast Cable Corporation	Fairfield	Solano	2003	4.4	0	NA
23038	Baxter Healthcare Inc	Hayward	Alameda	2013	4.4	0	NA
861	San Mateo Water Quality Control Plant	San Mateo	San Mateo	1989	4.3	0	NA
1082	Queen of the Valley Medical Center	Napa	Napa	2010	4.3	0.9	NA

Facility Number	Facility Name ⁽¹⁾ (1) See pp. 18-21 of the TAC Control Program Annual Report for important context regarding this data.	City	County	HRA Year	HRA Cancer Risk (chances in a million)	Chronic Hazard Index	Acute Hazard Index
2440	Sequoia Hospital / Dignity Health	Redwood City	San Mateo	2011	4.3	0.9	NA
200563	Toyota Research Institute	Los Altos	Santa Clara	2018	4.3	0	NA
12231	City of American Canyon	American Canyon	Napa	2021	4.26	0	NA
200664	MTH LLC	Sunnyvale	Santa Clara	2018	4.2	0	NA
202020	META	Sunnyvale	Santa Clara	2018	4.2	0	NA
1502	O'Connor Hospital	San Jose	Santa Clara	2012	4.1	0	NA
1634	Napa State Hospital	Napa	Napa	1990	4.1	NA	NA
13521	Pacific Bell	San Francisco	San Francisco	2006	4.1	0	NA
13598	Comcast	San Jose	Santa Clara	2018	4.1	0	NA
18808	Verizon Wireless (Orwood Tract)	Brentwood	Contra Costa	2008	4.1	0	NA
19141	SJC Fuel Company LLC	San Jose	Santa Clara	2009	4.1	0	NA
23259	Piedmont Gardens	Oakland	Alameda	2022	4.1	0	NA
200429	Yotel - SF	San Francisco	San Francisco	2017	4.1	0	NA
1209	Union Sanitary District	Union City	Alameda	1989	4	0.03	NA
5095	Vasco Road Landfill	Livermore	Alameda	1991	4	0.44	NA
8664	Crockett Cogeneration A Cal Ltd Partnership	Crockett	Contra Costa	1991	4	NA	NA
12765	MCI dba Verizon Business	Oakland	Alameda	2000	4	NA	NA
14724	Sewerage Agency of Southern Marin	Mill Valley	Marin	2013	4	0	NA
15789	City of Brentwood	Brentwood	Contra Costa	2004	4	NA	NA
20999	Lowe's HIW Inc	Fairfield	Solano	2011	4	0	NA
22626	Thermo Fisher Scientific	Pleasanton	Alameda	2002	3.91	0	NA
778	San Jose-Santa Clara Regional Wastewater Facility	San Jose	Santa Clara	1991	3.9	0	NA
13471	Pacific Bell	Half Moon Bay	San Mateo	2002	3.9	0	NA
23580	One Rincon Tower 2 Association	San Francisco	San Francisco	2014	3.9	0	NA
111933	Costco Gasoline #1042	Redwood City	San Mateo	2008	3.9	0	NA
112497	Mash Gas & Food Orinda	Orinda	Contra Costa	2021	3.84	0.03	NA
100369	Chevron Gas Station	Mill Valley	Marin	2021	3.83	0.02	NA
653	Central Marin Sanitation Agency	San Rafael	Marin	1989	3.8	0	NA
1067	Oro Loma Sanitary District	San Lorenzo	Alameda	1989	3.8	0.01	NA
3613	St Mary's Medical Center	San Francisco	San Francisco	2012	3.8	0	NA
200493	CCSF - OCME	San Francisco	San Francisco	2017	3.8	0	NA
111081	Valero Station	Daly City	San Mateo	2021	3.8	0.02	NA
200396	LinkedIn Corporation	Mountain View	Santa Clara	2019	3.7	0	NA
201049	Boehringer-Ingelheim Fremont	Fremont	Alameda	2020	3.7	0	NA
202119	PATC 1810 Embarcadero	Palo Alto	Santa Clara	2021	3.7	0	NA
2087	St Francis Memorial Hospital	San Francisco	San Francisco	2012	3.6	0	NA
9183	Napa-Vallejo Waste Management Authority	Napa	Napa	2003	3.6	0.9	NA
14369	L3 Communications Randtron Antenna Systems	San Mateo	San Mateo	2005	3.6	0	NA
19465	RNM Properties	Petaluma	Sonoma	2004	3.6	NA	NA
22595	Augustine Bowers LLC c/o The Irvine Company LLC	Santa Clara	Santa Clara	2016	3.6	0	NA
200406	Coastside County Water District	Half Moon Bay	San Mateo	2016	3.6	0	NA
200407	Coastside County Water District	Half Moon Bay	San Mateo	2017	3.6	0	NA
13528	Pacific Bell	San Jose	Santa Clara	2012	3.5	0	0
14992	Visa Land Management IV	Foster City	San Mateo	2002	3.5	NA	NA
17183	Novato Fire District	Novato	Marin	2005	3.5	0	NA
201378	Four Seasons Resort & Residences Napa Valley	Calistoga	Napa	2023	3.5	0	0.72
51	United Airlines Inc	San Francisco	San Francisco	1989	3.4	0.11	NA
2932	Cypress Lawn Cemetery Association	Colma	San Mateo	2014	3.4	0.6	0.99
5876	South San Francisco-San Bruno Water Quality Plant	South San Francisco	San Mateo	1989	3.4	0.13	NA
11431	City of Oakland Public Works Agency	Oakland	Alameda	2006	3.4	0	NA
12517	The Presidio Trust	San Francisco	San Francisco	2012	3.4	0	NA
19381	Blue Line Sterilization Services	Novato	Marin	2021	3.4	0.01	NA
20023	Sunset Retoria	Benicia	Solano	2010	3.4	0.31	0.75
22683	TSMC North America	San Jose	Santa Clara	2014	3.4	0	NA
23706	AXIS HOA	San Jose	Santa Clara	2008	3.4	0	NA
201412	Synopsys Pathline Building 1	Sunnyvale	Santa Clara	2023	3.4	0	NA
14825	Federal Aviation Administration	Mill Valley	Marin	2008	3.3	0	NA
20428	Kaiser Hospital	San Leandro	Alameda	2010	3.3	0	NA
21612	CCSF - 25VN	San Francisco	San Francisco	2018	3.3	0	NA
22200	Berrueta Family LP	Milpitas	Santa Clara	2002	3.3	NA	NA
201778	Contra Costa County Administration Building	Martinez	Contra Costa	2020	3.3	0	NA
2315	Duggan's Mission Chapel	Sonoma	Sonoma	2019	3.2	0.5	0.55
8679	Kaiser Permanente	Richmond	Contra Costa	2012	3.2	0	NA
13900	Comcast Communications	Daly City	San Mateo	2004	3.2	0	NA
19025	City of Fremont Development	Fremont	Alameda	2008	3.2	0	NA
19323	555 YVR LLC	Walnut Creek	Contra Costa	2008	3.2	0	NA
22474	Argent Materials Inc ⁽¹⁾	Oakland	Alameda	2023	3.2	1.5	0.07
200361	Webster House Health Center	Palo Alto	Santa Clara	2016	3.2	0	NA

Facility Number	Facility Name ⁽¹⁾ (1) See pp. 18-21 of the TAC Control Program Annual Report for important context regarding this data.	City	County	HRA Year	HRA Cancer Risk (chances in a million)	Chronic Hazard Index	Acute Hazard Index
200439	Mosser Company	San Francisco	San Francisco	2017	3.2	0	NA
200652	The Exchange	San Francisco	San Francisco	2018	3.2	0	NA
201782	Elyse Winery	Napa	Napa	2019	3.2	0	NA
16502	City of Brentwood	Brentwood	Contra Costa	2006	3.1	0	NA
17649	Alexandria Real Estate Equities Inc	South San Francisco	San Mateo	2018	3.1	0	NA
18938	City of Palo Alto-San Francisquito Pump Station	Palo Alto	Santa Clara	2008	3.1	0	NA
19088	Avalon Bay	Union City	Alameda	2008	3.1	0	NA
19162	BMR-Pacific Research Center LP	Newark	Alameda	2003	3.1	0.9	NA
19170	North Coast County Water District	San Bruno	San Mateo	2008	3.1	0	NA
19898	Menlo Park Portfolio c/o Tarlton Properties	Menlo Park	San Mateo	2022	3.1	0	NA
20126	Evocative	Santa Clara	Santa Clara	2013	3.1	NA	NA
21193	Comcast Cable	Santa Clara	Santa Clara	2020	3.1	0	NA
23344	First Republic Bank	San Francisco	San Francisco	2016	3.1	0	NA
13556	Pacific Bell	Vallejo	Solano	2003	3	0	NA
14484	Pacific Bell	Danville	Contra Costa	2002	3	0.9	0
20905	S E Combined Services of California	Oakland	Alameda	2017	3	0.98	0.89
22839	Apple Inc	Santa Clara	Santa Clara	2015	3	0.01	0.06
201384	Pure Storage Inc.	Santa Clara	Santa Clara	2018	3	0	NA
201628	Rigetti Computing	Berkeley	Alameda	2019	3	0	NA
2457	Regional Medical Center of San Jose	San Jose	Santa Clara	2011	2.9	0	NA
13332	Level 3 Communications	San Martin	Santa Clara	2001	2.9	0	NA
18429	Sonoma County Human Services Building	Santa Rosa	Sonoma	2007	2.9	0	NA
20139	Potrero Hills Energy Producers LLC	Suisun City	Solano	2011	2.9	0.78	0.98
20228	Amazon Data Services Inc	Hayward	Alameda	2014	2.9	0.03	NA
21295	California Hotel	Oakland	Alameda	2012	2.9	0	NA
201511	Bay Area Rapid Transit	Oakland	Alameda	2018	2.9	0	NA
202883	1307 66th LLC	Emeryville	Alameda	2022	2.9	0	NA
15291	Comcast Cable Corporation	Sebastopol	Sonoma	2003	2.84	NA	NA
3162	Pacific Gas and Electric Company	Concord	Contra Costa	2002	2.8	0	NA
19102	Verizon Wireless-Fairfield MSC	Fairfield	Solano	2008	2.8	0	NA
20504	Las Gallinas Valley Sanitary District	San Rafael	Marin	2011	2.8	0	NA
22102	Southern Wine And Spirits	Union City	Alameda	2013	2.8	0	NA
22854	Hillstone Restaurant Group	Saint Helena	Napa	2015	2.8	0	NA
200402	San Jose Water Company	San Jose	Santa Clara	2017	2.8	0	NA
201800	City of Palo Alto	Palo Alto	Santa Clara	2022	2.8	0	0.01
201806	Amazon USF1 Santa Clara	Santa Clara	Santa Clara	2019	2.8	0	NA
202319	Cytxera Communications LLC	Santa Clara	Santa Clara	2021	2.8	0	NA
109899	Costco Wholesale #423	Sunnyvale	Santa Clara	2019	2.8	0	NA
112921	APRO LLC dba United Pacific #5440	Castro Valley	Alameda	2021	2.77	0.02	NA
201406	Residence Inn Berkeley	Berkeley	Alameda	2021	2.7	0	NA
111713	Costco Gasoline #1004	San Jose	Santa Clara	2006	2.7	0.01	NA
18486	San Jose Fire Dept	San Jose	Santa Clara	2007	2.6	0	NA
19918	Apex Envirotech Inc	Hayward	Alameda	2010	2.6	0	0.02
23162	Juniper Hotel Cupertino	Cupertino	Santa Clara	2003	2.6	0	NA
24769	Ross Stores	Dublin	Alameda	2003	2.6	0	NA
200541	Workday	Pleasanton	Alameda	2017	2.6	0	NA
100108	Costco Wholesale #148	San Jose	Santa Clara	2017	2.6	0	NA
6390	Evergreen Cemetery	Oakland	Alameda	2008	2.5	0.9	NA
13399	KLA Corporation	Milpitas	Santa Clara	2012	2.5	0.01	0
13651	Mettler-Toledo Rainin LLC	Oakland	Alameda	2002	2.5	NA	NA
18462	Stanford Medicine Outpatient Center	Redwood City	San Mateo	2008	2.5	0	NA
19558	One Kearny LLC	San Francisco	San Francisco	2009	2.5	0	NA
20079	Pacific Biosciences	Menlo Park	San Mateo	2016	2.5	0	NA
22407	Kistler Winery-Tasting Room	Forestville	Sonoma	2014	2.5	0	NA
23638	Kenwood Fire District	Kenwood	Sonoma	2016	2.5	0	NA
3887	San Mateo Medical Center	San Mateo	San Mateo	2007	2.4	0.9	NA
14314	Solano County Facilities	Fairfield	Solano	2017	2.4	0	NA
15653	The Home Depot Store #1076	Brentwood	Contra Costa	2005	2.4	0.9	NA
17657	Lodi Gas Storage LLC	Suisun City	Solano	2008	2.4	0.01	0.03
17986	Joseph Phelps Vineyards LLC	Freestone	Sonoma	2006	2.4	0	NA
201667	2 West Santa Clara Street	San Jose	Santa Clara	2019	2.4	0	NA
24535	NTT Global Data Centers Americas Inc	Santa Clara	Santa Clara	2020	2.31	0	NA
13867	City of SSF Water Quality Plant	South San Francisco	San Mateo	2004	2.3	NA	NA
14775	Level 3 Communications	San Francisco	San Francisco	2002	2.3	0	NA
16846	T-Mobile - Santa Clara Satellite	Santa Clara	Santa Clara	2022	2.3	0	0.01
24058	Cytxera Communications LLC-SC9	Santa Clara	Santa Clara	2007	2.3	0	NA
200915	Hillsdale Shopping Center- North Block	San Mateo	San Mateo	2018	2.3	0	NA
201851	MILTENYI BIOTEC	San Jose	Santa Clara	2020	2.3	0	NA

Facility Number	Facility Name ⁽¹⁾ (1) See pp. 18-21 of the TAC Control Program Annual Report for important context regarding this data.	City	County	HRA Year	HRA Cancer Risk (chances in a million)	Chronic Hazard Index	Acute Hazard Index
202104	11740 Occidental	Sebastopol	Sonoma	2022	2.3	0	NA
202878	1173 Coleman Avenue (B3)	San Jose	Santa Clara	2023	2.3	0	NA
13695	Lowe's HIW Inc	Antioch	Contra Costa	2002	2.2	0	NA
14964	Wells Fargo Bank	Fremont	Alameda	2014	2.2	0	NA
15409	Mattson Technology Inc	Fremont	Alameda	2004	2.2	0	NA
16552	Contra Costa Water District	Concord	Contra Costa	2005	2.2	NA	NA
18031	Kaiser Permanente	Napa	Napa	2012	2.2	0	NA
19931	K2 Pure Solutions Nocat LP	Pittsburg	Contra Costa	2009	2.2	0.03	0.38
22135	S F Bay Area Rapid Transit District	Oakland	Alameda	2013	2.2	0	NA
201768	Zeiss Innovation Center California	Dublin	Alameda	2020	2.2	0	NA
621	City of Santa Clara	Santa Clara	Santa Clara	1989	2.1	0.04	NA
13923	Pacific Bell Corporation	San Francisco	San Francisco	2003	2.1	0.9	0
17584	Alexandria Real Estate Equities Inc	South San Francisco	San Mateo	2006	2.1	0	NA
18013	200 Paul Avenue LLC c/o Digital Realty Trust	San Francisco	San Francisco	2012	2.1	0	NA
19005	Verizon Wireless	Sonoma	Napa	2008	2.1	0	NA
20775	SYNNEX Corporation	Fremont	Alameda	2015	2.1	0	NA
21370	TransitAmerica Services Inc	San Francisco	San Francisco	2011	2.1	0	NA
200623	Stonefire Apartments	Berkeley	Alameda	2017	2.1	0	NA
20588	CSAA Insurance Group	Walnut Creek	Contra Costa	2014	2.09	0	NA
55	Lockheed Martin Corporation	Sunnyvale	Santa Clara	1990	2	0.02	NA
2721	City of Palo Alto Landfill	Palo Alto	Santa Clara	1989	2	NA	NA
4134	Irvington Memorial Cemetery	Fremont	Alameda	2006	2	0.9	NA
16853	Town of Windsor	Windsor	Sonoma	2004	2	NA	NA
20233	488 Almaden Owner LLC	San Jose	Santa Clara	2007	2	0	NA
20720	San Francisco Public Utilities Commission	San Francisco	San Francisco	2020	2	0	NA
22380	City of Brentwood	Brentwood	Contra Costa	2014	2	0.01	NA
24421	Cytera Communications LLC	Santa Clara	Santa Clara	2022	2	0	0.02
24787	T-C 55 Second Street LLC ⁽¹⁾	San Francisco	San Francisco	2002	2	9.9	0
15889	Dublin San Ramon Services District	Dublin	Alameda	2004	1.96	0	NA
22410	ROMEL 400 SECR LLC	San Mateo	San Mateo	2013	1.95	0	NA
19470	Westfield Valley Fair	Santa Clara	Santa Clara	2018	1.9	0	NA
22001	FedEx Freight Inc	Hayward	Alameda	2013	1.9	0	NA
22851	22 Second Street Owner LP	San Francisco	San Francisco	2015	1.9	0	NA
23276	San Leandro Tech Campus	San Leandro	Alameda	2017	1.9	0	NA
24324	Verb Surgical Inc	Santa Clara	Santa Clara	2015	1.9	0	NA
100447	B & C Gas Mini Mart	Livermore	Alameda	2022	1.9	0.01	NA
12969	Verizon Business - SBEZCA	San Jose	Santa Clara	2001	1.8	0.01	NA
19924	The Irvine Company	San Jose	Santa Clara	2010	1.8	0	NA
23653	939 Ellis Street LLC	San Francisco	San Francisco	2017	1.8	0	NA
201658	Allogene Therapeutics Inc.	South San Francisco	San Mateo	2019	1.8	0	NA
201827	Adverum	Redwood City	San Mateo	2019	1.8	0	NA
17306	Sonoma County Water Agency-Sonoma Booster Station	Santa Rosa	Sonoma	2020	1.74	0	NA
13062	Sysco San Francisco Inc	Fremont	Alameda	2001	1.7	0.9	0
13226	The Home Depot Store #1017	Hayward	Alameda	2001	1.7	0	NA
16333	Verizon Wireless - Landess	Milpitas	Santa Clara	2004	1.7	NA	NA
20656	City Of Brentwood	Brentwood	Contra Costa	2020	1.7	0	NA
21170	Alexandria Real Estate Eq Inc	South San Francisco	San Mateo	2018	1.7	0	NA
21348	Apple Inc	Sunnyvale	Santa Clara	2012	1.7	0	NA
21535	Gap Inc	San Francisco	San Francisco	2015	1.7	0	NA
21708	Clorox Services Company	Pleasanton	Alameda	2013	1.7	NA	NA
201802	Meta Platforms Inc. - MPK 62-63	Menlo Park	San Mateo	2019	1.7	0	NA
202364	The Emery (500 Apartments & Retail)	Emeryville	Alameda	2022	1.7	0	NA
202512	The Forum at Rancho San Antonio	Cupertino	Santa Clara	2022	1.7	0	NA
202581	Senti Biosciences	Alameda	Alameda	2022	1.7	0	NA
21891	Santa Clara County Roads and Airports Department	Livermore	Santa Clara	2013	1.6	0	NA
22094	American Tower LLC - 89375- Starr Canyon Site	Morgan Hill	Santa Clara	2013	1.6	0	NA
22155	Mare Island Dry Dock LLC	Vallejo	Solano	2014	1.6	NA	NA
22785	Kilroy Realty Corporation	San Francisco	San Francisco	2014	1.6	0	NA
23616	Central Wolfe LLC	Sunnyvale	Santa Clara	2016	1.6	0	NA
24188	Lyten	San Jose	Santa Clara	2020	1.6	0.03	0.97
24541	San Francisco Recreation & Park Department	San Francisco	San Francisco	2022	1.6	0.01	0.96
202171	TBUSA	San Jose	Santa Clara	2021	1.6	0	NA
17864	Peralta Community College District	Berkeley	Alameda	2006	1.59	0	NA
17573	San Francisco Municipal Railway	San Francisco	San Francisco	2006	1.58	0	NA
3273	Pacific Union College	Angwin	Napa	2004	1.5	0.9	NA
7189	Delta Diablo Sanitation District	Antioch	Contra Costa	2006	1.5	0	NA
9313	St Luke's Hospital A/P CPMC-STL Campus	San Francisco	San Francisco	2016	1.5	0	NA
21402	Forty Niners Stadium LLC	Santa Clara	Santa Clara	2012	1.5	0	NA

Facility Number	Facility Name ⁽¹⁾ (1) See pp. 18-21 of the TAC Control Program Annual Report for important context regarding this data.	City	County	HRA Year	HRA Cancer Risk (chances in a million)	Chronic Hazard Index	Acute Hazard Index
23611	Google Inc	San Francisco	San Francisco	2016	1.5	0	NA
200633	Bolb Inc.	Livermore	Alameda	2017	1.5	0	NA
201874	30 Otis	San Francisco	San Francisco	2020	1.5	0	NA
202310	Guardant Health at 3000 Hanover Palo Alto	Palo Alto	Santa Clara	2021	1.5	0	NA
227	Shell Catalysts & Technologies	Pittsburg	Contra Costa	1993	1.4	0.1	NA
13289	Los Esteros Critical Energy Facility	San Jose	Santa Clara	2001	1.4	0.01	NA
16411	City of Alameda / Public Works Dept	Alameda	Alameda	2007	1.4	0.9	NA
18875	Bay Street Apartments by Windsor	Emeryville	Alameda	2005	1.4	NA	NA
19673	Verizon Wireless(Jameson Canyon)	Suisun City	Solano	2009	1.4	0	NA
19803	San Jose Water Company	San Jose	Santa Clara	2015	1.4	NA	NA
24998	City of Santa Rosa	Santa Rosa	Sonoma	2021	1.4	0	NA
25053	Stanford Health Care	Castro Valley	Alameda	2020	1.4	0	NA
200348	West Bay Sanitary District	Portola Valley	San Mateo	2016	1.4	0	NA
201246	Amazon.com Services LLC - SCA3	Richmond	Contra Costa	2022	1.4	0	NA
201486	HCP LS Brisbane LLC c/o CBRE	Brisbane	San Mateo	2018	1.4	0	NA
201718	Alexandria Real Estate	San Carlos	San Mateo	2019	1.4	0	NA
202081	Google Inc.	Palo Alto	Santa Clara	2020	1.4	0	NA
202507	Ritter Center	San Rafael	Marin	2022	1.4	0	NA
200601	GI ETS Shoreline LLC - 7000 Shoreline Ct	South San Francisco	San Mateo	2017	1.35	0	NA
15949	Fernwood	Mill Valley	Marin	2005	1.3	0.04	NA
16185	City of Belmont	Belmont	San Mateo	2004	1.3	0.9	NA
21386	Santa Rosa Jr College Campus (SRJC)	Petaluma	Sonoma	2012	1.3	0	NA
22307	Garre Winery Event Center	Livermore	Alameda	2014	1.3	0	NA
22379	Preferred Freezer Services	San Leandro	Alameda	2014	1.3	0	NA
24109	Ponte Gadea California LLC	San Francisco	San Francisco	2022	1.3	0	NA
25257	BMR-Gateway of Pacific III LP	South San Francisco	San Mateo	2021	1.3	0	0.04
112573	Kwik Serv	Walnut Creek	Contra Costa	2022	1.3	0.01	NA
16248	Comcast of California IX Inc	Fremont	Alameda	2015	1.2	0	NA
16795	Westfield San Francisco Center	San Francisco	San Francisco	2005	1.2	0.9	NA
18517	Verizon Wireless (St Helena)	Calistoga	Napa	2007	1.2	0	NA
18658	San Francisco Bay Bridge Toll Plaza	Oakland	Alameda	2007	1.2	0	NA
22624	Golub Real Estate Corporation	San Francisco	San Francisco	2014	1.2	0	NA
22842	Contra Costa County Public Works Department	Martinez	Contra Costa	2015	1.2	0	NA
24551	SFF 1650 Street LLC	Emeryville	Alameda	2005	1.2	NA	NA
200822	Google LLC	Sunnyvale	Santa Clara	2018	1.2	0	NA
201428	Alviso Storm Pump Station	San Jose	Santa Clara	2018	1.2	0	NA
85	Western Digital Technologies Inc	San Jose	Santa Clara	1989	1.1	0.01	NA
2025	University of San Francisco	San Francisco	San Francisco	2012	1.1	0.9	NA
13491	AT&T	Mountain View	Santa Clara	2003	1.1	0	0
17073	T-Mobile - Oakland Switch	Oakland	Alameda	2022	1.1	0	NA
20413	Hawthorne Plaza Assoc LLC	San Francisco	San Francisco	2014	1.1	NA	NA
24089	TransMontaigne Operating LP	Martinez	Contra Costa	2006	1.1	0.9	NA
24942	Samaritan Medical Center	San Jose	Santa Clara	2021	1.1	0	0
200376	Hyatt Place Emeryville	Emeryville	Alameda	2016	1.1	0	NA
202304	VA Santa Rosa CBOC	Santa Rosa	Sonoma	2021	1.1	0	NA
13518	SBC	San Francisco	San Francisco	2004	1.03	0	NA
11924	California Pacific Medical Center	San Francisco	San Francisco	2012	1	0	NA
13108	Vallejo Sanitation & Flood Control Dist	Vallejo	Solano	2004	1	0	NA
13333	Saratoga Retirement Community	Saratoga	Santa Clara	2001	1	0	0
13825	San Jose Water Co Montevina	Los Gatos	Santa Clara	2016	1	0	NA
15458	City of Pinole Fire	Pinole	Contra Costa	2003	1	0	NA
16724	New Cingular Wireless dba AT&T Mobility	Santa Clara	Santa Clara	2002	1	0	NA
17461	City of Redwood City	Redwood City	San Mateo	2012	1	0	NA
19090	San Francisco Public Utilities Commission	San Francisco	San Francisco	2010	1	NA	NA
19405	Fairfield Fire	Fairfield	Solano	2009	1	0	NA
20663	City of Cupertino	Cupertino	Santa Clara	2012	1	NA	NA
201699	Microsoft Corporation	Mountain View	Santa Clara	2019	1	0	NA
201727	SFPUC - Yerba Buena Island	San Francisco	San Francisco	2022	1	0	NA
106562	Fuel 24:7 @ Miller Ave	Mill Valley	Marin	2021	1	0.01	NA
13234	McGrath Rent Corporation	Livermore	Alameda	2001	0.99	0.01	NA
200600	Sewerage Agency of Southern Marin	Mill Valley	Marin	2017	0.99	0	NA
200502	Fortinet	Union City	Alameda	2017	0.97	0	NA
13712	East Bay Municipal Utility Dist	Oakland	Alameda	2002	0.96	0	NA
2227	Mills Peninsula Medical Center	Burlingame	San Mateo	2009	0.95	0	NA
21978	Meta Platforms Inc. - FRE 126	Fremont	Alameda	2013	0.95	0	NA
20196	CPFB Tenant LLC/Cavallo Point Lodge	Sausalito	Marin	2010	0.94	0	NA
24972	Genomic Health Inc	Redwood City	San Mateo	2009	0.91	0	NA
1464	Acme Fill Corporation	Martinez	Contra Costa	1991	0.9	0.09	NA

Facility Number	Facility Name ⁽¹⁾ (1) See pp. 18-21 of the TAC Control Program Annual Report for important context regarding this data.	City	County	HRA Year	HRA Cancer Risk (chances in a million)	Chronic Hazard Index	Acute Hazard Index
2039	Potrero Hills Landfill Inc	Suisun City	Solano	1991	0.9	0.09	NA
2246	Waste Management of Alameda County	Fremont	Alameda	1991	0.9	0.09	NA
2266	Browning-Ferris Industries of CA Inc	Half Moon Bay	San Mateo	1991	0.9	0.09	NA
3464	City of Santa Clara	Santa Clara	Santa Clara	1991	0.9	0.09	NA
5498	Randall-Bold Water Treatment Plant	Oakley	Contra Costa	2010	0.9	0	NA
9013	International Disposal Corp of CA	Milpitas	Santa Clara	1991	0.9	0.09	NA
11247	Clover Flat Resource & Recovery Park	Calistoga	Napa	1991	0.9	0.09	NA
13197	Town of Discovery Bay	Discovery Bay	Contra Costa	2001	0.9	NA	NA
14316	Judicial Council of California JCC 48-A1	Fairfield	Solano	2010	0.9	0	NA
19127	Parkmerced Investors LLC	San Francisco	San Francisco	2008	0.9	0	NA
19817	County of Marin MER Bolinas	Bolinas	Marin	2008	0.9	0	NA
24270	Sutter Bay Hospitals dba Alta Bates Summit Med Ctr	Berkeley	Alameda	1994	0.9	0.02	NA
200628	City of Union City	Union City	Alameda	2017	0.9	0	NA
19187	Walnut Creek Endoscopy & Surgery Center	Walnut Creek	Contra Costa	2008	0.88	0	NA
21916	The Maude & Mathilda R&D c/o Kilroy Realty L P	Sunnyvale	Santa Clara	2013	0.87	0	NA
15906	1035 Market Street	San Francisco	San Francisco	2004	0.85	0	NA
24317	Planetary Ventures	Mountain View	Santa Clara	2019	0.85	0	NA
20515	Santa Clara Unified School District	Santa Clara	Santa Clara	2021	0.84	0	NA
13949	Amazon.com Services LLC - DSJ9	Oakland	Alameda	2002	0.83	NA	NA
24096	Pacific OakSOR 353 Sacramento St LLC	San Francisco	San Francisco	2021	0.83	0	NA
20461	The Pyramid Center	San Francisco	San Francisco	2017	0.81	0	NA
15507	Point Richmond R & D Associates	Richmond	Contra Costa	2007	0.8	0	NA
22305	UE-00101CA LLC	San Jose	Santa Clara	2014	0.8	0.01	0
22938	Visual Concepts Entertainment	Novato	Marin	2015	0.8	0	NA
24187	Shimmick/Danny's Joint Venture	Mill Valley	Marin	2019	0.8	NA	NA
111362	Fast Gas & Mini Mart	San Leandro	Alameda	2021	0.8	0	NA
4007	Central Contra Costa Sanitary District	Orinda	Contra Costa	2021	0.79	0	0
23815	Pacific Park Plaza Homeowner Assoc	Emeryville	Alameda	2017	0.79	0.01	NA
200744	Fremont Bank Livermore Operations	Livermore	Alameda	2021	0.75	0	NA
202163	Bionova Scientific Inc.	Fremont	Alameda	2023	0.74	0	0.37
200461	New Cingular Wireless PCS LLC dba AT&T Mobility	Livermore	Alameda	2017	0.73	0	NA
23817	Matheson Tri-Gas Inc	Richmond	Contra Costa	2017	0.71	0	NA
13589	Pacific Bell	Sonoma	Sonoma	2006	0.7	NA	NA
13742	East Bay Municipal Utility Dist	Richmond	Contra Costa	2005	0.7	0	NA
14475	City of Burlingame	Burlingame	San Mateo	2012	0.7	0	NA
18136	Russell City Energy Co LLC	Hayward	Alameda	2007	0.7	0.01	0.02
22277	Union Investment Real Estate GmbH	San Francisco	San Francisco	2007	0.7	0	NA
200845	IKEA	American Canyon	Napa	2018	0.7	0	NA
200373	Calico Laboratories	South San Francisco	San Mateo	2016	0.66	0	NA
17428	Quadrus Sand Hill LLC	Menlo Park	San Mateo	2005	0.6	NA	NA
201704	NFD - Station 64	Novato	Marin	2019	0.6	0	NA
23682	Elixir Medical Corporation	Milpitas	Santa Clara	2016	0.59	0	NA
201401	AP3-SF3 CT NORTH LLC	South San Francisco	San Mateo	2018	0.59	0	NA
202640	Woodside Fire Protection District - Interim Station 7	WEST MENLO PARK	San Mateo	2022	0.59	0	NA
111299	Mobile Gas N Car Wash	Walnut Creek	Contra Costa	2022	0.59	0.01	NA
201882	ARE-San Francisco No. 65 LLC	South San Francisco	San Mateo	2020	0.57	0	NA
202031	Palmaz Vineyards	Napa	Napa	2022	0.56	0	NA
200693	Amtrak	Oakland	Alameda	2023	0.54	0	NA
14950	Frontier California	Kenwood	Sonoma	2009	0.52	0	NA
23131	Sutter Health-CPMC VNC	San Francisco	San Francisco	2015	0.52	0	NA
201879	Meta Platforms Inc. - New 100	Newark	Alameda	2020	0.51	0	NA
2885	Union Sanitary Dist Newark PS	Newark	Alameda	2007	0.5	NA	NA
23557	New Cingular Wireless PCS dba AT&T Mobility	Pacifica	San Mateo	2016	0.5	NA	NA
23274	OnTrac Logistics Inc	Fremont	Alameda	2016	0.49	0	NA
25102	Uptown Broadway LLC	Oakland	Alameda	2016	0.47	0	NA
202361	Charles M. Schulz - Sonoma County Airport	Santa Rosa	Sonoma	2022	0.47	0	0
202454	Eat Just - Tenant Improvement	Alameda	Alameda	2022	0.47	0	NA
201469	OLE Health South Napa Campus	Napa	Napa	2018	0.43	0	NA
18451	Catholic Cathedral Corporation of the East Bay	Oakland	Alameda	2007	0.4	0	NA
20838	New Cingular Wireless dba AT&T Mobility	Saint Helena	Napa	2015	0.4	0	NA
22058	KRE 1221 Broadway Owners LLC	Oakland	Alameda	2001	0.4	0	NA
200347	1500 N California Blvd LLC	Walnut Creek	Contra Costa	2016	0.4	0	NA
21868	Chappellet Winery	Saint Helena	Napa	2013	0.37	0	NA
201737	Marcassin Wine	Windsor	Sonoma	2019	0.36	0	NA
18807	California Highway Patrol Cordelia Insp Facility	Fairfield	Solano	2014	0.32	0	NA
202551	Amazon.com Services LLC - DFO3	Livermore	Alameda	2023	0.32	0	NA
907	Central Contra Costa Sanitary District	Martinez	Contra Costa	2012	0.3	0	NA
10327	Sutter Bay Hospitals dba Mills-Peninsula Health	San Mateo	San Mateo	2010	0.3	0	NA

Facility Number	Facility Name ⁽¹⁾ (1) See pp. 18-21 of the TAC Control Program Annual Report for important context regarding this data.	City	County	HRA Year	HRA Cancer Risk (chances in a million)	Chronic Hazard Index	Acute Hazard Index
17431	Union Pacific Railroad	Oakland	Alameda	2005	0.3	0	NA
18587	UC Hastings School of the Law	San Francisco	San Francisco	2019	0.3	NA	NA
22317	Thermo Fisher Scientific	Fremont	Alameda	2014	0.3	NA	NA
202136	BCDPF Bay Area Commerce Center Lease Management LLC	Livermore	Alameda	2022	0.3	0	NA
17710	3E Company/Regulatory Dept c/o Home Depot #6603	East Palo Alto	San Mateo	2023	0.29	0	NA
201796	Prologis 6 Livermore	Livermore	Alameda	2019	0.28	0	NA
202008	City of Newark	Newark	Alameda	2020	0.27	0	NA
24297	MCREP Rincon Hill LLC	San Francisco	San Francisco	2019	0.26	0	NA
4863	Pleasant Hill Cemetery	Sebastopol	Sonoma	2016	0.22	0.02	0.45
14991	Donald Von Raesfeld Power Plant	Santa Clara	Santa Clara	2002	0.2	0.2	0.4
22144	Irvine Company Office Properties	Santa Clara	Santa Clara	2013	0.2	0	NA
25092	Photop Technologies Inc	Santa Rosa	Sonoma	2022	0.19	0	0.08
24596	SKS/ Prado 2130 Third Street LLC	San Francisco	San Francisco	2020	0.17	0	NA
24876	Infinity Labs SD	San Jose	Santa Clara	2022	0.17	0	NA
24713	CCSF-TC & FSD	San Francisco	San Francisco	2020	0.15	0	NA
24068	Pacific Oak SOR II Oakland City Center LLC	Oakland	Alameda	2023	0.12	0	NA
13884	Delta Diablo Sanitation District	Pittsburg	Contra Costa	2022	0.11	0	NA
16955	City of Santa Rosa Utilities Dept	Santa Rosa	Sonoma	2005	0.1	NA	NA
18177	Sonoma County Sheriff's Office	Petaluma	Sonoma	2007	0.1	0	NA
100768	Silver Oak Cellars	Oakville	Napa	2018	0.1	NA	NA
201943	Caltrans - Devil's Slide	Pacifica	San Mateo	2020	0.04	0	NA
24235	MRL San Francisco LLC	South San Francisco	San Mateo	2019	0.02	0	0.96

Table A-2. Facilities with Approved HRAs Ordered by Non-Cancer Risk

Facility Number	Facility Name ⁽¹⁾ (1) See pp. 18-21 of the TAC Control Program Annual Report for important context regarding this data.	City	County	HRA Year	HRA Cancer Risk (chances in a million)	Chronic Hazard Index	Acute Hazard Index
24787	T-C 55 Second Street LLC ⁽¹⁾	San Francisco	San Francisco	2002	2	9.9	0
22474	Argent Materials Inc ⁽¹⁾	Oakland	Alameda	2023	3.2	1.5	0.07
7237	Chevron Business And Real Estate Services ⁽¹⁾	San Ramon	Contra Costa	2012	6.9	1	NA
23204	United Natural Foods Inc (UNFI) ⁽¹⁾	Gilroy	Santa Clara	2016	9.99	1	NA
23554	Santa Clara Valley Transportation Authority ⁽¹⁾	Milpitas	Santa Clara	2016	9.99	1	NA
200385	SF Police Credit Union ⁽¹⁾	San Bruno	San Mateo	2016	9.99	1	NA
200909	Partnership Health Plan of California ⁽¹⁾	Fairfield	Solano	2018	9.99	1	NA
201183	Alexander Station Apartments ⁽¹⁾	Gilroy	Santa Clara	2018	9.99	1	NA
2320	Oak View Memorial Park	Antioch	Contra Costa	2016	4.7	0.99	0.74
23612	City Hall - City of San Ramon	San Ramon	Contra Costa	2016	9.99	0.99	NA
20905	S E Combined Services of California	Oakland	Alameda	2017	3	0.98	0.89
450	Veterans Administration Medical Center	Palo Alto	Santa Clara	2011	9.9	0.9	NA
453	Good Samaritan Hospital	San Jose	Santa Clara	2005	6.7	0.9	NA
1082	Queen of the Valley Medical Center	Napa	Napa	2010	4.3	0.9	NA
1275	Novato Sanitary District	Novato	Marin	2009	9.9	0.9	NA
1785	Children's Hospital Oakland	Oakland	Alameda	2012	9.9	0.9	NA
2025	University of San Francisco	San Francisco	San Francisco	2012	1.1	0.9	NA
2172	Office of The Sheriff	San Bruno	San Mateo	2006	6.7	0.9	NA
2440	Sequoia Hospital / Dignity Health	Redwood City	San Mateo	2011	4.3	0.9	NA
2836	Pacific Gas & Electric Company	San Francisco	San Francisco	2011	6.8	0.9	NA
3273	Pacific Union College	Angwin	Napa	2004	1.5	0.9	NA
3670	Kaiser Foundation Hospital	Vallejo	Solano	2007	9.5	0.9	NA
3711	Sutter Health Eden Medical Center	Castro Valley	Alameda	2010	9.9	0.9	NA
3887	San Mateo Medical Center	San Mateo	San Mateo	2007	2.4	0.9	NA
4134	Irvington Memorial Cemetery	Fremont	Alameda	2006	2	0.9	NA
6390	Evergreen Cemetery	Oakland	Alameda	2008	2.5	0.9	NA
9183	Napa-Vallejo Waste Management Authority	Napa	Napa	2003	3.6	0.9	NA
12197	United Airlines Inc	San Francisco	San Francisco	2004	4.5	0.9	0
12916	Cisco System	Milpitas	Santa Clara	2004	9.8	0.9	0
13062	Sysco San Francisco Inc	Fremont	Alameda	2001	1.7	0.9	0
13513	AT&T	San Bruno	San Mateo	2002	10	0.9	0
13515	AT&T	San Francisco	San Francisco	2006	6.3	0.9	0
13550	SBC ⁽¹⁾	Sunnyvale	Santa Clara	2003	10	0.9	0
13923	Pacific Bell Corporation	San Francisco	San Francisco	2003	2.1	0.9	0
14039	Contra Costa Water District	Concord	Contra Costa	2019	9.9	0.9	NA
14484	Pacific Bell	Danville	Contra Costa	2002	3	0.9	0
14944	City of Palo Alto	Palo Alto	Santa Clara	2019	9.9	0.9	NA
15253	Oracle Corporation	Redwood City	San Mateo	2011	9.8	0.9	NA
15292	IKEA California LLC	East Palo Alto	San Mateo	2003	6.6	0.9	NA
15464	Pixar Animation Studios	Emeryville	Alameda	2009	9.9	0.9	NA
15504	Kaiser Santa Rosa Medical Office Bldg #4	Santa Rosa	Sonoma	2019	9.9	0.9	NA
15592	San Francisco Public Utilities Commission	Sunol	Alameda	2010	9.9	0.9	NA
15653	The Home Depot Store #1076	Brentwood	Contra Costa	2005	2.4	0.9	NA
15982	Google LLC	Mountain View	Santa Clara	2012	8	0.9	NA
16043	City of Santa Rosa Subregional Utilities	Santa Rosa	Sonoma	2019	9.9	0.9	NA
16185	City of Belmont	Belmont	San Mateo	2004	1.3	0.9	NA
16200	The Gymboree Corporation	San Francisco	San Francisco	2004	4.9	0.9	NA
16411	City of Alameda / Public Works Dept	Alameda	Alameda	2007	1.4	0.9	NA
16441	City of Hayward Department of Public Works	Hayward	Alameda	2005	9.1	0.9	NA
16795	Westfield San Francisco Center	San Francisco	San Francisco	2005	1.2	0.9	NA
17154	City of Milpitas	Milpitas	Santa Clara	2016	9.9	0.9	NA
17347	College of San Mateo	San Mateo	San Mateo	2007	9.6	0.9	NA
17769	T5@Silicon Valley LP	Newark	Alameda	2010	7.2	0.9	NA
18769	Jay Paul Company	Sunnyvale	Santa Clara	2019	9.9	0.9	NA
18971	UCSF/CPFM	San Francisco	San Francisco	2008	8.4	0.9	NA
19060	Hosting Com	San Francisco	San Francisco	2009	7.4	0.9	NA
19162	BMR-Pacific Research Center LP	Newark	Alameda	2003	3.1	0.9	NA
19325	Swissport Fueling Inc	Oakland	Alameda	2011	8.1	0.9	NA
19442	Sequoia Union High School District	Atherton	San Mateo	2018	9.9	0.9	NA
19779	Alameda County Public Works Agency	Hayward	Alameda	2009	9.9	0.9	NA
20208	Coastside County Water District	Half Moon Bay	San Mateo	2010	9.9	0.9	NA
20324	Judicial Council of California CC 43-B2	San Jose	Santa Clara	2002	9.9	0.9	NA
20536	Atieva USA Inc	Newark	Alameda	2019	9.9	0.9	NA
20702	Toyama Technology Partners LLC	Sunnyvale	Santa Clara	2008	4.6	0.9	NA

Facility Number	Facility Name ⁽¹⁾ (1) See pp. 18-21 of the TAC Control Program Annual Report for important context regarding this data.	City	County	HRA Year	HRA Cancer Risk (chances in a million)	Chronic Hazard Index	Acute Hazard Index
20968	Guardant Health Inc.	Redwood City	San Mateo	2019	9.9	0.9	NA
21043	City of Santa Rosa	Santa Rosa	Sonoma	2019	9.9	0.9	NA
21615	City & County of SF (Real Estate Div)	San Francisco	San Francisco	2019	9.9	0.9	NA
22350	Gamble Family Vineyards	Yountville	Napa	2014	9.9	0.9	NA
22445	City of Pacifica Water Recycling/Wastewater Treat	Pacifica	San Mateo	2019	9.9	0.9	NA
22691	Signature Flight Support	Santa Clara	Santa Clara	2015	9.9	0.9	NA
22751	Google LLC	Mountain View	Santa Clara	2011	9.9	0.9	NA
23005	Olive Tree Manor LLC	Napa	Napa	2015	9.9	0.9	NA
23086	Paraduxx Winery	Napa	Napa	2015	9.9	0.9	NA
23199	Bergman Residence	Saint Helena	Napa	2015	9.9	0.9	NA
23444	Silver Springs Networks Inc	San Jose	Santa Clara	2016	9.9	0.9	NA
23535	Judicial Council of CA East County Hall Justice	Dublin	Alameda	2016	9.9	0.9	NA
23622	Vision Recycling Benicia	Benicia	Solano	2002	5	0.9	NA
23814	PayPal Inc	San Jose	Santa Clara	2019	9.9	0.9	NA
23984	Cytera Communications LLC - SC8	Santa Clara	Santa Clara	2003	5.6	0.9	NA
24089	TransMontaigne Operating LP	Martinez	Contra Costa	2006	1.1	0.9	NA
24622	San Francisco Bay Area Rapid Transit District	Oakland	Alameda	2018	9.9	0.9	NA
25055	USS-UPI LLC	Pittsburg	Contra Costa	1994	8	0.9	NA
200419	Meta Platforms Inc. - MPK 60-61	Menlo Park	San Mateo	2016	9.9	0.9	NA
200431	Seed Testing Real Estate II	Gilroy	Santa Clara	2019	9.9	0.9	NA
200471	Frito Lay Inc.	Alameda	Alameda	2017	9.9	0.9	NA
200678	Jackson Family Wines	Oakville	Napa	2017	9.9	0.9	NA
200784	FN Cellars Inc.	Oakville	Napa	2019	9.9	0.9	NA
201031	Public Safety Complex - Police Services Building	Dublin	Alameda	2019	9.9	0.9	NA
201247	CADE at 13th Vineyard	Angwin	Napa	2020	9.9	0.9	NA
201688	Stonestown Anchor Acquisition LP	San Francisco	San Francisco	2019	9.9	0.9	NA
201726	O'Brien Estates	Napa	Napa	2019	9.9	0.9	NA
201736	Holy Names University	Oakland	Alameda	2019	9.9	0.9	NA
201755	Hourglass Winery	Calistoga	Napa	2019	9.9	0.9	NA
201781	Ric Forman Residence	St. Helena	Napa	2019	9.9	0.9	NA
201793	Santa Clara Valley Transportation Authority	San Jose	Santa Clara	2019	9.9	0.9	NA
201937	Rivers Marie Winery	Calistoga	Napa	2020	9.9	0.9	NA
201939	Red Hawk Vineyards	Pope Valley	Napa	2020	9.9	0.9	NA
202021	BART Berryessa Station	San Jose	Santa Clara	2016	9.9	0.9	NA
200240	Costco Gasoline #1267	San Jose	Santa Clara	2014	9.9	0.9	NA
24313	Impact Transportation LLC	Oakland	Alameda	2019	NA	0.8	0.7
20139	Potrero Hills Energy Producers LLC	Suisun City	Solano	2011	2.9	0.78	0.98
21775	Central Concrete Supply Inc	San Francisco	San Francisco	2017	5.43	0.76	0.09
21539	Golden State Pet Crematorium	Castro Valley	Alameda	2013	9.99	0.7	0.3
2932	Cypress Lawn Cemetery Association	Colma	San Mateo	2014	3.4	0.6	0.99
2315	Duggan's Mission Chapel	Sonoma	Sonoma	2019	3.2	0.5	0.55
2478	UCSF/Parnassus	San Francisco	San Francisco	1992	7.1	0.5	NA
20241	RS Alameda LLC ("Red Sea")	Santa Clara	Santa Clara	2023	5.9	0.46	NA
5095	Vasco Road Landfill	Livermore	Alameda	1991	4	0.44	NA
617	Palo Alto Regional Water Quality Control Plant	Palo Alto	Santa Clara	1989	8	0.42	NA
1228	Sonoma County Water Agency	Sonoma	Sonoma	2006	7.1	0.4	NA
4618	Keller Canyon Landfill Company	Pittsburg	Contra Costa	2006	9.8	0.37	NA
20023	Sunset Retoria	Benicia	Solano	2010	3.4	0.31	0.75
14628	Tesoro Refining & Marketing Company LLC	Martinez	Contra Costa	1995	6.9	0.3	NA
3576	Catholic Cremation Services	Hayward	Alameda	2006	6.2	0.24	0.11
1179	Redwood Landfill Inc	Novato	Marin	2010	8.2	0.23	NA
14991	Donald Von Raesfeld Power Plant	Santa Clara	Santa Clara	2002	0.2	0.2	0.4
24570	Terrax Environmental Inc	San Jose	Santa Clara	2020	9.95	0.2	0
24380	Corteva Agriscience - Pittsburg Operations	Pittsburg	Contra Costa	2001	5.2	0.18	NA
5876	South San Francisco-San Bruno Water Quality Plant	South San Francisco	San Mateo	1989	3.4	0.13	NA
21359	Phillips 66 Company - San Francisco Refinery	Rodeo	Contra Costa	1990	8.4	0.13	NA
17	Lehigh Southwest Cement Company	Cupertino	Santa Clara	2011	9.1	0.12	NA
51	United Airlines Inc	San Francisco	San Francisco	1989	3.4	0.11	NA
2066	Waste Management of Alameda County	Livermore	Alameda	2012	7.9	0.11	NA
100340	Costco Wholesale #132	Vallejo	Solano	2019	9.99	0.11	NA
108613	ARCO Facility #04495 ⁽¹⁾	San Mateo	San Mateo	2003	10	0.11	NA
227	Shell Catalysts & Technologies	Pittsburg	Contra Costa	1993	1.4	0.1	NA
12958	Los Gatos Memorial Park	San Jose	Santa Clara	2001	9.9	0.1	NA
14240	San Francisco Public Utilities Commission	South San Francisco	San Mateo	2005	9.9	0.1	0
1464	Acme Fill Corporation	Martinez	Contra Costa	1991	0.9	0.09	NA
1753	John Muir Health - Concord Campus	Concord	Contra Costa	2012	9.9	0.09	0.03
2039	Potrero Hills Landfill Inc	Suisun City	Solano	1991	0.9	0.09	NA
2246	Waste Management of Alameda County	Fremont	Alameda	1991	0.9	0.09	NA

Facility Number	Facility Name ⁽¹⁾ (1) See pp. 18-21 of the TAC Control Program Annual Report for important context regarding this data.	City	County	HRA Year	HRA Cancer Risk (chances in a million)	Chronic Hazard Index	Acute Hazard Index
2266	Browning-Ferris Industries of CA Inc	Half Moon Bay	San Mateo	1991	0.9	0.09	NA
3464	City of Santa Clara	Santa Clara	Santa Clara	1991	0.9	0.09	NA
9013	International Disposal Corp of CA	Milpitas	Santa Clara	1991	0.9	0.09	NA
11247	Clover Flat Resource & Recovery Park	Calistoga	Napa	1991	0.9	0.09	NA
12728	Waste Management Inc	San Leandro	Alameda	2022	5.9	0.09	NA
14924	Chabot Community College	Hayward	Alameda	2022	9.9	0.09	NA
17130	A Memorial Service LLC dba Animal Memorial Svcs	Gilroy	Santa Clara	2008	9.6	0.09	0.5
100563	Costco Gasoline #663	Concord	Contra Costa	2019	9.6	0.07	NA
591	East Bay Municipal Utility District	Oakland	Alameda	1991	8	0.06	NA
255	Lawrence Livermore National Laboratory	Livermore	Alameda	1989	7.7	0.04	NA
621	City of Santa Clara	Santa Clara	Santa Clara	1989	2.1	0.04	NA
9536	Truck-Rail Handling Inc	Fremont	Alameda	2022	9.7	0.04	0.13
15949	Fernwood	Mill Valley	Marin	2005	1.3	0.04	NA
111724	Arco AM/PM	San Jose	Santa Clara	2022	7.2	0.04	NA
1209	Union Sanitary District	Union City	Alameda	1989	4	0.03	NA
19539	CoreSite Real Estate ⁽¹⁾	Santa Clara	Santa Clara	2021	38.4	0.03	0.01
19931	K2 Pure Solutions Nocal LP	Pittsburg	Contra Costa	2009	2.2	0.03	0.38
20228	Amazon Data Services Inc	Hayward	Alameda	2014	2.9	0.03	NA
24188	Lyten	San Jose	Santa Clara	2020	1.6	0.03	0.97
112497	Mash Gas & Food Orinda	Orinda	Contra Costa	2021	3.84	0.03	NA
10	Chevron Products Company	Richmond	Contra Costa	1990	8	0.02	NA
55	Lockheed Martin Corporation	Sunnyvale	Santa Clara	1990	2	0.02	NA
1403	Santa Rosa Water - Laguna Treatment Plant	Santa Rosa	Sonoma	2012	5.1	0.02	NA
4863	Pleasant Hill Cemetery	Sebastopol	Sonoma	2016	0.22	0.02	0.45
12626	Valero Refining Company - California	Benicia	Solano	1991	9.1	0.02	0
21646	Guide Dogs for the Blind Inc	San Rafael	Marin	2018	7.2	0.02	NA
24270	Sutter Bay Hospitals dba Alta Bates Summit Med Ctr	Berkeley	Alameda	1994	0.9	0.02	NA
24726	Martinez Refining Company LLC	Martinez	Contra Costa	1990	9	0.02	NA
100369	Chevron Gas Station	Mill Valley	Marin	2021	3.83	0.02	NA
111081	Valero Station	Daly City	San Mateo	2021	3.8	0.02	NA
112124	Costco Wholesale # 1061	Hayward	Alameda	2009	8	0.02	NA
112321	APRO LLC dba United Pacific #5440	Castro Valley	Alameda	2021	2.77	0.02	NA
85	Western Digital Technologies Inc	San Jose	Santa Clara	1989	1.1	0.01	NA
639	Stanford University ⁽¹⁾	Palo Alto	Santa Clara	2012	10	0.01	NA
1067	Oro Loma Sanitary District	San Lorenzo	Alameda	1989	3.8	0.01	NA
1257	Genentech Inc ⁽¹⁾	South San Francisco	San Mateo	2012	10	0.01	NA
3969	Stanford Health Care ⁽¹⁾	Stanford	Santa Clara	2012	10	0.01	NA
7420	New Cingular Wireless dba AT&T Mobility ⁽¹⁾	Concord	Contra Costa	2016	10	0.01	NA
8175	The Home Depot Store #0643	El Cerrito	Contra Costa	2010	6.6	0.01	NA
11764	Bay Area Rapid Transit District	Oakland	Alameda	2012	7.7	0.01	NA
12848	David Grant Medical Center	Travis Afb	Solano	2012	7.8	0.01	0
12946	Level 3 Communications Inc	Emeryville	Alameda	2002	9.6	0.01	NA
12969	Verizon Business - SBEZCA	San Jose	Santa Clara	2001	1.8	0.01	NA
13160	University of California SF	San Francisco	San Francisco	2012	9.7	0.01	0
13234	McGrath Rent Corporation	Livermore	Alameda	2001	0.99	0.01	NA
13289	Los Esteros Critical Energy Facility	San Jose	Santa Clara	2001	1.4	0.01	NA
13306	Equinix LLC ⁽¹⁾	Santa Clara	Santa Clara	2007	10	0.01	0
13340	Level 3 Communications LLC ⁽¹⁾	Sunnyvale	Santa Clara	2012	10	0.01	0
13399	KLA Corporation	Milpitas	Santa Clara	2012	2.5	0.01	0
13467	Pacific Bell	Fairfield	Solano	2005	9.8	0.01	NA
13485	AT&T	Livermore	Alameda	2008	7.8	0.01	NA
13544	Pacific Bell ⁽¹⁾	Santa Rosa	Sonoma	2008	10	0.01	NA
13711	Pacific Bell Corp dba AT&T CA	Santa Clara	Santa Clara	2002	8.5	0.01	0
14092	Pacific Bell Corporation	Milpitas	Santa Clara	2002	8.9	0.01	0
14194	State of California Department of Transportation ⁽¹⁾	San Francisco	San Francisco	2002	10	0.01	NA
14691	Verizon Wireless Pleasanton Switch	Pleasanton	Alameda	2003	7	0.01	NA
14814	Pacific Bell	Mill Valley	Marin	2002	9.9	0.01	NA
15935	Comcast of California/Colorado/Texas/Washington	Pleasanton	Alameda	2022	7	0.01	NA
16234	County of Sonoma Juvenile Justice Center	Santa Rosa	Sonoma	2004	9.8	0.01	NA
16930	San Mateo County Youth Services Center	San Mateo	San Mateo	2005	9.8	0.01	NA
17156	City of Milpitas	Milpitas	Santa Clara	2010	9.97	0.01	NA
17460	City of Santa Rosa Utilities Department Station 9	Santa Rosa	Sonoma	2006	9.99	0.01	NA
17546	Camino Medical Group-ASC Building	Mountain View	Santa Clara	2006	9.4	0.01	NA
17657	Lodi Gas Storage LLC	Suisun City	Solano	2008	2.4	0.01	0.03
17771	Verizon Wireless (Sunnyvale MSC) ⁽¹⁾	Sunnyvale	Santa Clara	2007	10	0.01	NA
17898	New San Francisco Federal Building	San Francisco	San Francisco	2006	9.99	0.01	NA
18067	Sanitary District No 2 of Marin County	Corte Madera	Marin	2007	9.7	0.01	NA

Facility Number	Facility Name ⁽¹⁾ (1) See pp. 18-21 of the TAC Control Program Annual Report for important context regarding this data.	City	County	HRA Year	HRA Cancer Risk (chances in a million)	Chronic Hazard Index	Acute Hazard Index
18136	Russell City Energy Co LLC	Hayward	Alameda	2007	0.7	0.01	0.02
18169	Woodside Fire Station #19	Woodside	San Mateo	2007	9.7	0.01	NA
18192	Minaris Regenerative Medicine	Mountain View	Santa Clara	2007	9.9	0.01	NA
18227	City of Gilroy	Gilroy	Santa Clara	2007	9.3	0.01	NA
18239	CoreSite	Milpitas	Santa Clara	2007	9.9	0.01	NA
18801	Xeres Ventures LP (SC1)	Santa Clara	Santa Clara	2016	9.8	0.01	NA
18959	Verizon Wireless (Bollinas)	Bollinas	Marin	2008	9.9	0.01	NA
19019	Sonoma Police Department	Sonoma	Sonoma	2010	9.87	0.01	NA
19131	City of Sebastopol	Sebastopol	Sonoma	2009	9.2	0.01	NA
19236	County of Marin	San Rafael	Marin	2008	9.2	0.01	NA
19285	Campus for Jewish Life	Palo Alto	Santa Clara	2008	9.9	0.01	NA
19330	ARE - East Jamie Court LLC	South San Francisco	San Mateo	2011	9.5	0.01	NA
19381	Blue Line Sterilization Services	Novato	Marin	2021	3.4	0.01	NA
19403	USPS San Mateo Information Technology and Acct Svc	San Mateo	San Mateo	2010	9	0.01	NA
19686	Microsoft Corporation ⁽¹⁾	Santa Clara	Santa Clara	2012	10	0.01	NA
19966	San Francisco Unified School Dist (SFUSD)	San Francisco	San Francisco	2010	7.8	0.01	NA
20163	Zoetis Inc.	Union City	Alameda	2010	8.3	0.01	NA
20248	CIM Group Properties	Oakland	Alameda	2016	9.7	0.01	NA
20249	Vallejo Sanitation & Flood Control Dist	Vallejo	Solano	2010	9.99	0.01	NA
20295	Vantage Data Centers Management Co LLC	Santa Clara	Santa Clara	2022	8.3	0.01	0
20298	Hologic Inc	Sunnyvale	Santa Clara	2010	7.7	0.01	NA
20356	Digital 365 LLC ⁽¹⁾	San Francisco	San Francisco	2006	10	0.01	NA
20370	1101 Space Park Partners LLC	Santa Clara	Santa Clara	2022	8.33	0.01	0
20574	Digital Realty	Santa Clara	Santa Clara	2014	9.99	0.01	NA
20586	Digital 720 2nd LLC	Oakland	Alameda	2007	9.45	0.01	NA
20611	EQUINIX-SV8	Palo Alto	Santa Clara	2014	9.2	0.01	NA
21024	EdgeConneX Silicon Valley Holdings LLC	Santa Clara	Santa Clara	2017	6.7	0.01	NA
21361	University of the Pacific	San Francisco	San Francisco	2006	9.5	0.01	NA
22268	Nor-Cal Rock Inc	Hayward	Alameda	2014	9.98	0.01	NA
22305	UE-00101CA LLC	San Jose	Santa Clara	2014	0.8	0.01	0
22375	Amazon Data Services Inc.	Santa Clara	Santa Clara	2015	9.8	0.01	NA
22380	City of Brentwood	Brentwood	Contra Costa	2014	2	0.01	NA
22420	Restoration Management Company	Hayward	Alameda	2014	8.7	0.01	NA
22523	Canyon Ranch Wellness Retreat	Woodside	San Mateo	2009	8.93	0.01	NA
22623	Cologix Inc. SV1	Santa Clara	Santa Clara	2016	9.91	0.01	NA
22788	East Bay Municipal Utility District	Walnut Creek	Contra Costa	2014	9.99	0.01	NA
22839	Apple Inc	Santa Clara	Santa Clara	2015	3	0.01	0.06
23476	Boston Properties	San Francisco	San Francisco	2016	9.5	0.01	NA
23544	Prothema Biosciences Inc	South San Francisco	San Mateo	2009	8.3	0.01	NA
23683	NGM Biopharmaceuticals Inc	South San Francisco	San Mateo	2009	9.5	0.01	NA
23815	Pacific Park Plaza Homeowner Assoc	Emeryville	Alameda	2017	0.79	0.01	NA
24042	Vantage Data Centers Management Co	Santa Clara	Santa Clara	2022	8.64	0.01	0.02
24059	Cytera Communications LLC SN1	Sunnyvale	Santa Clara	2005	9.99	0.01	NA
24060	Cytera Communications LLC SN2	Sunnyvale	Santa Clara	2009	9.96	0.01	NA
24072	CBRE	Emeryville	Alameda	2004	7	0.01	NA
24374	China Mobile International Infrastructural (US1)	San Jose	Santa Clara	2021	7.37	0.01	NA
24541	San Francisco Recreation & Park Department	San Francisco	San Francisco	2022	1.6	0.01	0.96
112573	Kwik Serv	Walnut Creek	Contra Costa	2022	1.3	0.01	NA
200504	350 Bush	San Francisco	San Francisco	2017	9.9	0.01	NA
200760	Golden Cajun LLC	Santa Clara	Santa Clara	2018	9.4	0.01	NA
201289	Meyer Corporation	Fairfield	Solano	2019	9.9	0.01	NA
201462	Biomed Realty Gateway of Pacific	South San Francisco	San Mateo	2018	7.1	0.01	NA
201503	UC Davis Oakville Station	Napa	Napa	2019	9.9	0.01	NA
201605	Duffy's Napa Valley Rehab	Calistoga	Napa	2019	9.9	0.01	NA
201735	San Rafael Public Safety Center	San Rafael	Marin	2019	9.9	0.01	NA
202372	Amazon.com Services LLC - TCY9	Oakley	Contra Costa	2022	9.9	0.01	NA
100447	B & C Gas Mini Mart	Livermore	Alameda	2022	1.9	0.01	NA
106562	Fuel 24:7 @ Miller Ave	Mill Valley	Marin	2021	1	0.01	NA
111299	Mobile Gas N Car Wash	Walnut Creek	Contra Costa	2022	0.59	0.01	NA
111713	Costco Gasoline #1004	San Jose	Santa Clara	2006	2.7	0.01	NA
59	University of California Berkeley ⁽¹⁾	Berkeley	Alameda	2012	10	0	NA
459	Veterans Administration Health Care System ⁽¹⁾	San Francisco	San Francisco	2012	10	0	NA
475	Santa Clara Valley Health & Hospital System	San Jose	Santa Clara	2012	7.2	0	NA
568	San Francisco South East Treatment Plant	San Francisco	San Francisco	1990	4.5	0	NA
632	Intel Corporation ⁽¹⁾	Santa Clara	Santa Clara	2012	10	0	NA
653	Central Marin Sanitation Agency	San Rafael	Marin	1989	3.8	0	NA
770	Travis AFB	Travis Afb	Solano	2012	8.4	0	NA
778	San Jose-Santa Clara Regional Wastewater Facility	San Jose	Santa Clara	1991	3.9	0	NA

Facility Number	Facility Name ⁽¹⁾ (1) See pp. 18-21 of the TAC Control Program Annual Report for important context regarding this data.	City	County	HRA Year	HRA Cancer Risk (chances in a million)	Chronic Hazard Index	Acute Hazard Index
861	San Mateo Water Quality Control Plant	San Mateo	San Mateo	1989	4.3	0	NA
907	Central Contra Costa Sanitary District	Martinez	Contra Costa	2012	0.3	0	NA
1371	Dublin San Ramon Services District - Wastewater TP ⁽¹⁾	Pleasanton	Alameda	2012	10	0	NA
1430	Nazareth House of San Rafael	San Rafael	Marin	2013	8.3	0	NA
1462	Veterans Administration Medical Center	Menlo Park	San Mateo	2012	8.9	0	NA
1502	O'Connor Hospital	San Jose	Santa Clara	2012	4.1	0	NA
1529	Kaiser Permanente Medical Center	Oakland	Alameda	2011	7	0	NA
1941	Sonoma Developmental Center	Eldridge	Sonoma	1990	9	0	NA
2087	St Francis Memorial Hospital	San Francisco	San Francisco	2012	3.6	0	NA
2227	Mills Peninsula Medical Center	Burlingame	San Mateo	2009	0.95	0	NA
2457	Regional Medical Center of San Jose	San Jose	Santa Clara	2011	2.9	0	NA
2531	St Joseph Health N CA dba Santa Rosa Mem Hospital	Santa Rosa	Sonoma	1990	6	0	NA
3162	Pacific Gas and Electric Company	Concord	Contra Costa	2002	2.8	0	NA
3167	Pacific Gas and Electric Company	Richmond	Contra Costa	2021	9.9	0	NA
3613	St Mary's Medical Center	San Francisco	San Francisco	2012	3.8	0	NA
3885	Alameda Health System - Highland Hospital Campus	Oakland	Alameda	2002	9.7	0	NA
3974	San Francisco General Hospital	San Francisco	San Francisco	2010	7.4	0	NA
4007	Central Contra Costa Sanitary District	Orinda	Contra Costa	2021	0.79	0	0
4020	SFPP LP	San Jose	Santa Clara	1989	8	0	NA
5498	Randall-Bold Water Treatment Plant	Oakley	Contra Costa	2010	0.9	0	NA
6426	Solano County Transit Operations	Vallejo	Solano	2017	5.8	0	NA
7189	Delta Diablo Sanitation District	Antioch	Contra Costa	2006	1.5	0	NA
7519	Pacific Bell	Fairfield	Solano	2012	6.4	0	NA
8679	Kaiser Permanente	Richmond	Contra Costa	2012	3.2	0	NA
8998	West Valley Community College	Saratoga	Santa Clara	2011	9.9	0	NA
9313	St Luke's Hospital A/P CPMC-STL Campus	San Francisco	San Francisco	2016	1.5	0	NA
10327	Sutter Bay Hospitals dba Mills-Peninsula Health	San Mateo	San Mateo	2010	0.3	0	NA
10742	John Muir Medical Center	Walnut Creek	Contra Costa	2022	9.9	0	NA
11431	City of Oakland Public Works Agency	Oakland	Alameda	2006	3.4	0	NA
11924	California Pacific Medical Center	San Francisco	San Francisco	2012	1	0	NA
12071	Bayer US LLC	Berkeley	Alameda	2012	6.1	0	1
12231	City of American Canyon	American Canyon	Napa	2021	4.26	0	NA
12517	The Presidio Trust	San Francisco	San Francisco	2012	3.4	0	NA
12596	National Park Service	San Francisco	San Francisco	2011	8	0	NA
13026	Pacific Gas & Electric	Fairfield	Solano	2008	5.6	0	NA
13108	Vallejo Sanitation & Flood Control Dist	Vallejo	Solano	2004	1	0	NA
13226	The Home Depot Store #1017	Hayward	Alameda	2001	1.7	0	NA
13290	City of San Jose Public Works Fleet Management	San Jose	Santa Clara	2006	8.45	0	NA
13332	Level 3 Communications	San Martin	Santa Clara	2001	2.9	0	NA
13333	Saratoga Retirement Community	Saratoga	Santa Clara	2001	1	0	0
13335	San Jose Water Co-3Mile	San Jose	Santa Clara	2012	4.5	0	0
13348	Medtronic Vascular	Santa Rosa	Sonoma	2019	9.99	0	NA
13410	Pacific Bell Corporation	Walnut Creek	Contra Costa	2001	9.9	0	NA
13471	Pacific Bell	Half Moon Bay	San Mateo	2002	3.9	0	NA
13487	Pacific Bell	Martinez	Contra Costa	2004	9.9	0	NA
13491	AT&T	Mountain View	Santa Clara	2003	1.1	0	0
13518	SBC	San Francisco	San Francisco	2004	1.03	0	NA
13521	Pacific Bell	San Francisco	San Francisco	2006	4.1	0	NA
13528	Pacific Bell	San Jose	Santa Clara	2012	3.5	0	0
13556	Pacific Bell	Vallejo	Solano	2003	3	0	NA
13598	Comcast	San Jose	Santa Clara	2018	4.1	0	NA
13695	Lowe's HIW Inc	Antioch	Contra Costa	2002	2.2	0	NA
13712	East Bay Municipal Utility Dist	Oakland	Alameda	2002	0.96	0	NA
13721	EBMUD San Pablo Water Treatment Plant	Kensington	Contra Costa	2020	4.7	0	NA
13728	East Bay Municipal Utility Dist ⁽¹⁾	Oakland	Alameda	2012	10	0	0
13742	East Bay Municipal Utility Dist	Richmond	Contra Costa	2005	0.7	0	NA
13825	San Jose Water Co Montevina	Los Gatos	Santa Clara	2016	1	0	NA
13884	Delta Diablo Sanitation District	Pittsburg	Contra Costa	2022	0.11	0	NA
13900	Comcast Communications	Daly City	San Mateo	2004	3.2	0	NA
13984	City of Santa Rosa Utilities Dept	Santa Rosa	Sonoma	2015	9.99	0	NA
13985	City of Santa Rosa Utilities Dept	Santa Rosa	Sonoma	2015	9.6	0	NA
14314	Solano County Facilities	Fairfield	Solano	2017	2.4	0	NA
14316	Judicial Council of California JCC 48-A1	Fairfield	Solano	2010	0.9	0	NA
14369	L3 Communications Randtron Antenna Systems	San Mateo	San Mateo	2005	3.6	0	NA
14463	City of Burlingame	Burlingame	San Mateo	2021	4.5	0	NA
14475	City of Burlingame	Burlingame	San Mateo	2012	0.7	0	NA
14536	Santa Clara Valley Water District - PWTP	San Jose	Santa Clara	2010	5	0	NA
14611	California Water Service Company	Livermore	Alameda	2018	6.7	0	NA

Facility Number	Facility Name ⁽¹⁾ (1) See pp. 18-21 of the TAC Control Program Annual Report for important context regarding this data.	City	County	HRA Year	HRA Cancer Risk (chances in a million)	Chronic Hazard Index	Acute Hazard Index
14724	Sewerage Agency of Southern Marin	Mill Valley	Marin	2013	4	0	NA
14775	Level 3 Communications	San Francisco	San Francisco	2002	2.3	0	NA
14809	Federal Aviation Administration	Mountain View	Santa Clara	2023	9.9	0	NA
14812	City of Vallejo Water Division	Suisun City	Solano	2002	9.9	0	NA
14825	Federal Aviation Administration	Mill Valley	Marin	2008	3.3	0	NA
14950	Frontier California	Kenwood	Sonoma	2009	0.52	0	NA
14964	Wells Fargo Bank	Fremont	Alameda	2014	2.2	0	NA
15278	Wareham Development	Emeryville	Alameda	2012	8.1	0	NA
15409	Mattson Technology Inc	Fremont	Alameda	2004	2.2	0	NA
15458	City of Pinole Fire	Pinole	Contra Costa	2003	1	0	NA
15507	Point Richmond R & D Associates	Richmond	Contra Costa	2007	0.8	0	NA
15544	Kaiser Permanente	Redwood City	San Mateo	2013	4.6	0	NA
15561	Comcast Cable Corporation	Fairfield	Solano	2003	4.4	0	NA
15565	Western Digital Technologies	Fremont	Alameda	2012	7	0	NA
15889	Dublin San Ramon Services District	Dublin	Alameda	2004	1.96	0	NA
15906	1035 Market Street	San Francisco	San Francisco	2004	0.85	0	NA
15959	Comcast of San Leandro Inc	Hayward	Alameda	2023	5.7	0	NA
15999	Frank Family Vineyards	Calistoga	Napa	2019	8.5	0	NA
16127	Pacific Bell (dba: AT&T CA)	Pleasanton	Alameda	2007	6.7	0	NA
16248	Comcast of California IX Inc	Fremont	Alameda	2015	1.2	0	NA
16422	City of San Jose SBWRP	San Jose	Santa Clara	2004	9.93	0	NA
16502	City of Brentwood	Brentwood	Contra Costa	2006	3.1	0	NA
16724	New Cingular Wireless dba AT&T Mobility	Santa Clara	Santa Clara	2002	1	0	NA
16846	T-Mobile - Santa Clara Satellite	Santa Clara	Santa Clara	2022	2.3	0	0.01
17073	T-Mobile - Oakland Switch	Oakland	Alameda	2022	1.1	0	NA
17183	Novato Fire District	Novato	Marin	2005	3.5	0	NA
17306	Sonoma County Water Agency-Sonoma Booster Station	Santa Rosa	Sonoma	2020	1.74	0	NA
17326	City of Santa Clara Park Service Ctr	Santa Clara	Santa Clara	2021	5	0	NA
17351	Napa Berryessa Resort Improvement District	Napa	Napa	2007	6.3	0	NA
17405	One Rincon Hill Association	San Francisco	San Francisco	2006	7.8	0	NA
17407	Fisher Investments	San Mateo	San Mateo	2005	5.8	0	NA
17431	Union Pacific Railroad	Oakland	Alameda	2005	0.3	0	NA
17461	City of Redwood City	Redwood City	San Mateo	2012	1	0	NA
17573	San Francisco Municipal Railway	San Francisco	San Francisco	2006	1.58	0	NA
17584	Alexandria Real Estate Equities Inc	South San Francisco	San Mateo	2006	2.1	0	NA
17649	Alexandria Real Estate Equities Inc	South San Francisco	San Mateo	2018	3.1	0	NA
17710	3E Company/Regulatory Dept c/o Home Depot #6603	East Palo Alto	San Mateo	2023	0.29	0	NA
17864	Peralta Community College District	Berkeley	Alameda	2006	1.59	0	NA
17976	Byron Bethany Irrigation District	Byron	Contra Costa	2008	5.8	0	NA
17986	Joseph Phelps Vineyards LLC	Freestone	Sonoma	2006	2.4	0	NA
18013	200 Paul Avenue LLC c/o Digital Realty Trust	San Francisco	San Francisco	2012	2.1	0	NA
18031	Kaiser Permanente	Napa	Napa	2012	2.2	0	NA
18039	Cisco Systems Inc	San Jose	Santa Clara	2008	5.3	0	NA
18177	Sonoma County Sheriff's Office	Petaluma	Sonoma	2007	0.1	0	NA
18292	Paradise Valley Estates	Fairfield	Solano	2007	8.4	0	NA
18411	Sutter Health Enterprise Data Center dba Palo Alto Medical F	Sunnyvale	Santa Clara	2016	6.9	0	NA
18429	Sonoma County Human Services Building	Santa Rosa	Sonoma	2007	2.9	0	NA
18451	Catholic Cathedral Corporation of the East Bay	Oakland	Alameda	2007	0.4	0	NA
18462	Stanford Medicine Outpatient Center	Redwood City	San Mateo	2008	2.5	0	NA
18486	San Jose Fire Dept	San Jose	Santa Clara	2007	2.6	0	NA
18517	Verizon Wireless (St Helena)	Calistoga	Napa	2007	1.2	0	NA
18658	San Francisco Bay Bridge Toll Plaza	Oakland	Alameda	2007	1.2	0	NA
18807	California Highway Patrol Cordelia Insp Facility	Fairfield	Solano	2014	0.32	0	NA
18808	Verizon Wireless (Orwood Tract)	Brentwood	Contra Costa	2008	4.1	0	NA
18938	City of Palo Alto-San Francisquito Pump Station	Palo Alto	Santa Clara	2008	3.1	0	NA
19005	Verizon Wireless	Sonoma	Napa	2008	2.1	0	NA
19025	City of Fremont Development	Fremont	Alameda	2008	3.2	0	NA
19088	Avalon Bay	Union City	Alameda	2008	3.1	0	NA
19102	Verizon Wireless-Fairfield MSC	Fairfield	Solano	2008	2.8	0	NA
19127	Parkmerced Investors LLC	San Francisco	San Francisco	2008	0.9	0	NA
19141	SJC Fuel Company LLC	San Jose	Santa Clara	2009	4.1	0	NA
19170	North Coast County Water District	San Bruno	San Mateo	2008	3.1	0	NA
19187	Walnut Creek Endoscopy & Surgery Center	Walnut Creek	Contra Costa	2008	0.88	0	NA
19248	Kistler Vineyards	Sebastopol	Sonoma	2008	5.6	0	NA
19268	FibroGen	San Francisco	San Francisco	2009	7.7	0	NA
19323	555 YVR LLC	Walnut Creek	Contra Costa	2008	3.2	0	NA
19348	Cisco Systems ⁽¹⁾	Mountain View	Santa Clara	2012	10	0	NA
19405	Fairfield Fire	Fairfield	Solano	2009	1	0	NA

Facility Number	Facility Name ⁽¹⁾ (1) See pp. 18-21 of the TAC Control Program Annual Report for important context regarding this data.	City	County	HRA Year	HRA Cancer Risk (chances in a million)	Chronic Hazard Index	Acute Hazard Index
19470	Westfield Valley Fair	Santa Clara	Santa Clara	2018	1.9	0	NA
19472	Northgate Mall	San Rafael	Marin	2009	4.9	0	NA
19550	Chabot Las Positas CC District	Livermore	Alameda	2012	4.7	0	NA
19558	One Kearny LLC	San Francisco	San Francisco	2009	2.5	0	NA
19670	The Meadows of Napa Valley	Napa	Napa	2017	6.8	0	NA
19673	Verizon Wireless(Jameson Canyon)	Suisun City	Solano	2009	1.4	0	NA
19716	City of San Jose Fire Station # 2 /Accts Payable	San Jose	Santa Clara	2009	5.8	0	NA
19778	Alameda County Public Works Agency	Hayward	Alameda	2023	6.17	0	NA
19805	SJW Vickers Av Station	Saratoga	Santa Clara	2020	9.9	0	NA
19817	County of Marin MER Bolinas	Bolinas	Marin	2008	0.9	0	NA
19898	Menlo Park Portfolio c/o Tarlton Properties	Menlo Park	San Mateo	2022	3.1	0	NA
19918	Apex Envirotech Inc	Hayward	Alameda	2010	2.6	0	0.02
19924	The Irvine Company	San Jose	Santa Clara	2010	1.8	0	NA
19939	Napa Sanitation District	Napa	Napa	2021	9.9	0	NA
20009	Hayward Point Eden Business Center	Hayward	Alameda	2010	6.9	0	NA
20078	Lowe's HIW Inc ⁽¹⁾	Vallejo	Solano	2010	10	0	NA
20079	Pacific Biosciences	Menlo Park	San Mateo	2016	2.5	0	NA
20196	CPFV Tenant LLC/Cavallo Point Lodge	Sausalito	Marin	2010	0.94	0	NA
20214	Soiland Co Inc	Santa Rosa	Sonoma	2020	9	0	NA
20233	488 Almaden Owner LLC	San Jose	Santa Clara	2007	2	0	NA
20286	Palo Alto Unified School Distric	Palo Alto	Santa Clara	2016	9.9	0	NA
20428	Kaiser Hospital	San Leandro	Alameda	2010	3.3	0	NA
20461	The Pyramid Center	San Francisco	San Francisco	2017	0.81	0	NA
20504	Las Gallinas Valley Sanitary District	San Rafael	Marin	2011	2.8	0	NA
20515	Santa Clara Unified School District	Santa Clara	Santa Clara	2021	0.84	0	NA
20537	Department of Transportation	Oakland	Alameda	2010	9.8	0	NA
20555	Mercy Housing California	San Francisco	San Francisco	2011	6.8	0	NA
20570	Graton Fire Protection District	Sebastopol	Sonoma	2011	8.1	0	NA
20588	CSAA Insurance Group	Walnut Creek	Contra Costa	2014	2.09	0	NA
20637	Boehringer Ingelheim Fremont Inc	Fremont	Alameda	2007	7.3	0	NA
20656	City Of Brentwood	Brentwood	Contra Costa	2020	1.7	0	NA
20685	Ariba	Sunnyvale	Santa Clara	2011	9.6	0	NA
20714	PMI Plaza LLC	Walnut Creek	Contra Costa	2007	8.1	0	NA
20720	San Francisco Public Utilities Commission	San Francisco	San Francisco	2020	2	0	NA
20775	SYNNEX Corporation	Fremont	Alameda	2015	2.1	0	NA
20838	New Cingular Wireless dba AT&T Mobility	Saint Helena	Napa	2015	0.4	0	NA
20897	Bristol-Myers Squibb	Redwood City	San Mateo	2012	6.15	0	NA
20985	Sunny View Retirement Community	Cupertino	Santa Clara	2019	6.6	0	NA
20999	Lowe's HIW Inc	Fairfield	Solano	2011	4	0	NA
21170	Alexandria Real Estate Eq Inc	South San Francisco	San Mateo	2018	1.7	0	NA
21193	Comcast Cable	Santa Clara	Santa Clara	2020	3.1	0	NA
21251	1080 Sutter Owners Association c/o Action Property Mngmt	San Francisco	San Francisco	2012	8.8	0	NA
21295	California Hotel	Oakland	Alameda	2012	2.9	0	NA
21348	Apple Inc	Sunnyvale	Santa Clara	2012	1.7	0	NA
21370	TransitAmerica Services Inc	San Francisco	San Francisco	2011	2.1	0	NA
21386	Santa Rosa Jr College Campus (SRJC)	Petaluma	Sonoma	2012	1.3	0	NA
21402	Forty Niners Stadium LLC	Santa Clara	Santa Clara	2012	1.5	0	NA
21421	San Luis & Delta Mendota Water Authority (SLDMWA)	Livermore	Alameda	2012	4.8	0	NA
21436	Ghirardelli Square	San Francisco	San Francisco	2023	9.9	0	NA
21535	Gap Inc	San Francisco	San Francisco	2015	1.7	0	NA
21612	CCSF - 25VN	San Francisco	San Francisco	2018	3.3	0	NA
21793	Pacific Gas & Electric Company ⁽¹⁾	San Ramon	Contra Costa	2013	10	0	NA
21812	City of Santa Rosa	Santa Rosa	Sonoma	2023	4.8	0	NA
21843	CordeValle Resort	San Martin	Santa Clara	2013	8.7	0	NA
21868	Chappellet Winery	Saint Helena	Napa	2013	0.37	0	NA
21891	Santa Clara County Roads and Airports Department	Livermore	Santa Clara	2013	1.6	0	NA
21916	The Maude & Mathilda R&D c/o Kilroy Realty L P	Sunnyvale	Santa Clara	2013	0.87	0	NA
21978	Meta Platforms Inc. - FRE 126	Fremont	Alameda	2013	0.95	0	NA
22001	FedEx Freight Inc	Hayward	Alameda	2013	1.9	0	NA
22058	KRE 1221 Broadway Owners LLC	Oakland	Alameda	2001	0.4	0	NA
22094	American Tower LLC - 89375- Starr Canyon Site	Morgan Hill	Santa Clara	2013	1.6	0	NA
22102	Southern Wine And Spirits	Union City	Alameda	2013	2.8	0	NA
22105	The Lodge at Morgan Hill c/o Buckingham Property	Morgan Hill	Santa Clara	2013	5.7	0	NA
22135	S F Bay Area Rapid Transit District	Oakland	Alameda	2013	2.2	0	NA
22144	Irvine Company Office Properties	Santa Clara	Santa Clara	2013	0.2	0	NA
22157	Fortinet Inc	Sunnyvale	Santa Clara	2013	5.89	0	NA
22190	California Water Service Company	Los Altos Hills	Santa Clara	2014	9.9	0	NA
22201	BXP Mission 535 LLC c/o Boston Properties Limited	San Francisco	San Francisco	2014	5.6	0	NA

Facility Number	Facility Name ⁽¹⁾ (1) See pp. 18-21 of the TAC Control Program Annual Report for important context regarding this data.	City	County	HRA Year	HRA Cancer Risk (chances in a million)	Chronic Hazard Index	Acute Hazard Index
22277	Union Investment Real Estate GmbH	San Francisco	San Francisco	2007	0.7	0	NA
22307	Garre Winery Event Center	Livermore	Alameda	2014	1.3	0	NA
22353	Sheriff's Office County of San Mateo	Redwood City	San Mateo	2014	6.3	0	NA
22379	Preferred Freezer Services	San Leandro	Alameda	2014	1.3	0	NA
22403	Google LLC	Sunnyvale	Santa Clara	2017	7.2	0	NA
22407	Kistler Winery-Tasting Room	Forestville	Sonoma	2014	2.5	0	NA
22410	ROMEL 400 SECR LLC	San Mateo	San Mateo	2013	1.95	0	NA
22433	New Cingular Wireless PCS dba AT&T Mobility	Pleasant Hill	Contra Costa	2014	5.2	0	NA
22546	181 Fremont LLC	San Francisco	San Francisco	2015	7.87	0	NA
22595	Augustine Bowers LLC c/o The Irvine Company LLC	Santa Clara	Santa Clara	2016	3.6	0	NA
22624	Golub Real Estate Corporation	San Francisco	San Francisco	2014	1.2	0	NA
22626	Thermo Fisher Scientific	Pleasanton	Alameda	2002	3.91	0	NA
22634	Madrone Owner's Association	San Francisco	San Francisco	2011	5.9	0	NA
22649	Caltrans	Oakland	Alameda	2017	9.9	0	NA
22683	TSMC North America	San Jose	Santa Clara	2014	3.4	0	NA
22740	Las Gallinas Valley Sanitary District	San Rafael	Marin	2015	9.99	0	NA
22785	Kilroy Realty Corporation	San Francisco	San Francisco	2014	1.6	0	NA
22842	Contra Costa County Public Works Department	Martinez	Contra Costa	2015	1.2	0	NA
22851	22 Second Street Owner LP	San Francisco	San Francisco	2015	1.9	0	NA
22854	Hillstone Restaurant Group	Saint Helena	Napa	2015	2.8	0	NA
22869	Northland Control System	Fremont	Alameda	2015	5	0	NA
22938	Visual Concepts Entertainment	Novato	Marin	2015	0.8	0	NA
22974	Stack Infrastructure	San Jose	Santa Clara	2014	8.1	0	NA
22990	Davis Estates Winery	Calistoga	Napa	2015	9.6	0	NA
23016	HCP Oyster Point	South San Francisco	San Mateo	2017	7.5	0	NA
23038	Baxter Healthcare Inc	Hayward	Alameda	2013	4.4	0	NA
23068	Alvins Corner at Penny Lane	Campbell	Santa Clara	2015	9.99	0	NA
23131	Sutter Health-CPMC VNC	San Francisco	San Francisco	2015	0.52	0	NA
23162	Juniper Hotel Cupertino	Cupertino	Santa Clara	2003	2.6	0	NA
23190	Healthpeak Properties Inc. c/o CBRE	South San Francisco	San Mateo	2015	9.9	0	NA
23216	Hudson Skyport Plaza LLC	San Jose	Santa Clara	2003	9.7	0	NA
23259	Piedmont Gardens	Oakland	Alameda	2022	4.1	0	NA
23274	OnTrac Logistics Inc	Fremont	Alameda	2016	0.49	0	NA
23276	San Leandro Tech Campus	San Leandro	Alameda	2017	1.9	0	NA
23344	First Republic Bank	San Francisco	San Francisco	2016	3.1	0	NA
23427	FN Cellars Inc.	Saint Helena	Napa	2023	9.9	0	NA
23515	Google LLC	San Bruno	San Mateo	2020	9.9	0	NA
23528	Brand Winery	Saint Helena	Napa	2016	9.9	0	NA
23565	Lucile Packard Children's Hospital Stanford	Sunnyvale	Santa Clara	2007	8.8	0	NA
23580	One Rincon Tower 2 Association	San Francisco	San Francisco	2014	3.9	0	NA
23611	Google Inc	San Francisco	San Francisco	2016	1.5	0	NA
23616	Central Wolfe LLC	Sunnyvale	Santa Clara	2016	1.6	0	NA
23638	Kenwood Fire District	Kenwood	Sonoma	2016	2.5	0	NA
23653	939 Ellis Street LLC	San Francisco	San Francisco	2017	1.8	0	NA
23664	BCORE Coleman Owner LLC	San Jose	Santa Clara	2023	5.9	0	NA
23682	Elixir Medical Corporation	Milpitas	Santa Clara	2016	0.59	0	NA
23706	AXIS HOA	San Jose	Santa Clara	2008	3.4	0	NA
23742	Amazon.com Services Inc - OAK5	Newark	Alameda	2017	5.7	0	NA
23817	Matheson Tri-Gas Inc	Richmond	Contra Costa	2017	0.71	0	NA
23889	WaveDivision Holdings LLC	San Francisco	San Francisco	2012	4.9	0	NA
23902	EQUINIX INC SV14-SV17	Santa Clara	Santa Clara	2015	7.2	0	NA
24058	Cytera Communications LLC SC9	Santa Clara	Santa Clara	2007	2.3	0	NA
24068	Pacific Oak SOR II Oakland City Center LLC	Oakland	Alameda	2023	0.12	0	NA
24096	Pacific Oak SOR 353 Sacramento St LLC	San Francisco	San Francisco	2021	0.83	0	NA
24097	706 Mission Center Association	San Francisco	San Francisco	2018	4.6	0	NA
24109	Ponte Gadea California LLC	San Francisco	San Francisco	2022	1.3	0	NA
24235	MRL San Francisco LLC	South San Francisco	San Mateo	2019	0.02	0	0.96
24260	Micron Technology Inc	San Jose	Santa Clara	2009	7.9	0	NA
24297	MCREF Rincon Hill LLC	San Francisco	San Francisco	2019	0.26	0	NA
24317	Planetary Ventures	Mountain View	Santa Clara	2019	0.85	0	NA
24324	Verb Surgical Inc	Santa Clara	Santa Clara	2015	1.9	0	NA
24421	Cytera Communications LLC	Santa Clara	Santa Clara	2022	2	0	0.02
24535	NTT Global Data Centers Americas Inc	Santa Clara	Santa Clara	2020	2.31	0	NA
24596	SKS/ Prado 2130 Third Street LLC	San Francisco	San Francisco	2020	0.17	0	NA
24652	Zoetis Inc ⁽¹⁾	Union City	Alameda	2017	11.1	0	NA
24713	CCSF-TC & FSD	San Francisco	San Francisco	2020	0.15	0	NA
24769	Ross Stores	Dublin	Alameda	2003	2.6	0	NA
24876	Infinity Labs SD	San Jose	Santa Clara	2022	0.17	0	NA

Facility Number	Facility Name ⁽¹⁾ (1) See pp. 18-21 of the TAC Control Program Annual Report for important context regarding this data.	City	County	HRA Year	HRA Cancer Risk (chances in a million)	Chronic Hazard Index	Acute Hazard Index
24942	Samaritan Medical Center	San Jose	Santa Clara	2021	1.1	0	0
24972	Genomic Health Inc	Redwood City	San Mateo	2009	0.91	0	NA
24998	City of Santa Rosa	Santa Rosa	Sonoma	2021	1.4	0	NA
25053	Standford Health Care	Castro Valley	Alameda	2020	1.4	0	NA
25092	Photop Technologies Inc	Santa Rosa	Sonoma	2022	0.19	0	0.08
25102	Uptown Broadway LLC	Oakland	Alameda	2016	0.47	0	NA
25257	BMR-Gateway of Pacific III LP	South San Francisco	San Mateo	2021	1.3	0	0.04
200343	California Water Service Co.	San Carlos	San Mateo	2016	9.4	0	NA
200347	1500 N California Blvd LLC	Walnut Creek	Contra Costa	2016	0.4	0	NA
200348	West Bay Sanitary District	Portola Valley	San Mateo	2016	1.4	0	NA
200351	Illumina Inc	Foster City	San Mateo	2016	7.1	0	NA
200359	O'Farrell Senior Housing Inc	San Francisco	San Francisco	2016	9.9	0	NA
200361	Webster House Health Center	Palo Alto	Santa Clara	2016	3.2	0	NA
200373	Calico Laboratories	South San Francisco	San Mateo	2016	0.66	0	NA
200376	Hyatt Place Emeryville	Emeryville	Alameda	2016	1.1	0	NA
200389	Gateway 80 Owner LP	Fairfield	Solano	2023	9.9	0	NA
200394	1450 Franklin Street Owners Association	San Francisco	San Francisco	2016	9.9	0	NA
200396	LinkedIn Corporation	Mountain View	Santa Clara	2019	3.7	0	NA
200402	San Jose Water Company	San Jose	Santa Clara	2017	2.8	0	NA
200406	Coastside County Water District	Half Moon Bay	San Mateo	2016	3.6	0	NA
200407	Coastside County Water District	Half Moon Bay	San Mateo	2017	3.6	0	NA
200429	Yotel - SF	San Francisco	San Francisco	2017	4.1	0	NA
200439	Mosser Company	San Francisco	San Francisco	2017	3.2	0	NA
200461	New Cingular Wireless PCS LLC dba AT&T Mobility	Livermore	Alameda	2017	0.73	0	NA
200477	T8 Urban Housing Associates LLC c/o Related Companies	San Francisco	San Francisco	2017	8.8	0	NA
200493	CCSF - OCME	San Francisco	San Francisco	2017	3.8	0	NA
200502	Fortinet	Union City	Alameda	2017	0.97	0	NA
200541	Workday	Pleasanton	Alameda	2017	2.6	0	NA
200563	Toyota Research Institute	Los Altos	Santa Clara	2018	4.3	0	NA
200566	Menlo Gateway Hotel	Menlo Park	San Mateo	2017	6	0	NA
200573	Lodgeworks	Napa	Napa	2017	7.4	0	NA
200600	Sewerage Agency of Southern Marin	Mill Valley	Marin	2017	0.99	0	NA
200601	GI ETS Shoreline LLC - 7000 Shoreline Ct	South San Francisco	San Mateo	2017	1.35	0	NA
200602	City of Napa - Fire Station No. 5	Napa	Napa	2017	4.8	0	NA
200623	Stonefire Apartments	Berkeley	Alameda	2017	2.1	0	NA
200628	City of Union City	Union City	Alameda	2017	0.9	0	NA
200629	The Austin Owners Association	San Francisco	San Francisco	2017	9.8	0	NA
200633	Bolb Inc.	Livermore	Alameda	2017	1.5	0	NA
200634	AvalonBay Communities Inc.	Emeryville	Alameda	2017	5.2	0	NA
200650	Menlo Park Fire Protection District	Menlo Park	San Mateo	2017	5.7	0	NA
200652	The Exchange	San Francisco	San Francisco	2018	3.2	0	NA
200662	Shafer Vineyards	Napa	Napa	2020	9.9	0	NA
200664	MTII LLC	Sunnyvale	Santa Clara	2018	4.2	0	NA
200679	Stanford Redwood City Operations	Redwood City	San Mateo	2018	7.8	0	NA
200691	41 Tehama LP	San Francisco	San Francisco	2017	9.7	0	NA
200693	Amtrak	Oakland	Alameda	2023	0.54	0	NA
200744	Fremont Bank Livermore Operations	Livermore	Alameda	2021	0.75	0	NA
200776	Kodiak Sciences Inc.	Palo Alto	Santa Clara	2017	6.8	0	NA
200783	Amazon.com Services Inc.- SJC9	Brisbane	San Mateo	2017	4.6	0	NA
200822	Google LLC	Sunnyvale	Santa Clara	2018	1.2	0	NA
200833	The Grad Student Housing	San Jose	Santa Clara	2019	4.5	0	NA
200845	IKEA	American Canyon	Napa	2018	0.7	0	NA
200915	Hillsdale Shopping Center- North Block	San Mateo	San Mateo	2018	2.3	0	NA
201021	Groth Vineyards	Napa	Napa	2019	9.9	0	NA
201049	Boehringer-Ingelheim Fremont	Fremont	Alameda	2020	3.7	0	NA
201165	CoreSite Real Estate 3045 Stender LP	Santa Clara	Santa Clara	2022	6.3	0	0.01
201246	Amazon.com Services LLC - SCA3	Richmond	Contra Costa	2022	1.4	0	NA
201314	Theorem Winery	Calistoga	Napa	2018	9.9	0	NA
201316	Hundred Acre Wine Group - St. Helena	Saint Helena	Napa	2023	9.9	0	NA
201322	Pink Sunset	Atherton	San Mateo	2021	9.9	0	NA
201378	Four Seasons Resort & Residences Napa Valley	Calistoga	Napa	2023	3.5	0	0.72
201384	Pure Storage Inc.	Santa Clara	Santa Clara	2018	3	0	NA
201401	AP3-SF3 CT NORTH LLC	South San Francisco	San Mateo	2018	0.59	0	NA
201406	Residence Inn Berkeley	Berkeley	Alameda	2021	2.7	0	NA
201412	Synopsys Pathline Building 1	Sunnyvale	Santa Clara	2023	3.4	0	NA
201428	Alviso Storm Pump Station	San Jose	Santa Clara	2018	1.2	0	NA
201469	OLE Health South Napa Campus	Napa	Napa	2018	0.43	0	NA
201486	HCP LS Brisbane LLC c/o CBRE	Brisbane	San Mateo	2018	1.4	0	NA

Facility Number	Facility Name ⁽¹⁾ (1) See pp. 18-21 of the TAC Control Program Annual Report for important context regarding this data.	City	County	HRA Year	HRA Cancer Risk (chances in a million)	Chronic Hazard Index	Acute Hazard Index
201511	Bay Area Rapid Transit	Oakland	Alameda	2018	2.9	0	NA
201560	Related California	San Francisco	San Francisco	2019	6.7	0	NA
201620	SJSC Properties LLC	San Jose	Santa Clara	2019	NA	0	NA
201628	Rigetti Computing	Berkeley	Alameda	2019	3	0	NA
201658	Allogene Therapeutics Inc.	South San Francisco	San Mateo	2019	1.8	0	NA
201667	2 West Santa Clara Street	San Jose	Santa Clara	2019	2.4	0	NA
201672	One Hope Winery	Napa	Napa	2019	9.9	0	NA
201679	Santa Rosa Junior College	Santa Rosa	Sonoma	2019	9.9	0	NA
201699	Microsoft Corporation	Mountain View	Santa Clara	2019	1	0	NA
201704	NFD - Station 64	Novato	Marin	2019	0.6	0	NA
201718	Alexandria Real Estate	San Carlos	San Mateo	2019	1.4	0	NA
201727	SFPUC - Yerba Buena Island	San Francisco	San Francisco	2022	1	0	NA
201737	Marcassin Wine	Windsor	Sonoma	2019	0.36	0	NA
201767	Outpost Wines	Angwin	Napa	2019	9.9	0	NA
201768	Zeiss Innovation Center California	Dublin	Alameda	2020	2.2	0	NA
201778	Contra Costa County Administration Building	Martinez	Contra Costa	2020	3.3	0	NA
201782	Elyse Winery	Napa	Napa	2019	3.2	0	NA
201789	Auberge du Soleil	Rutherford	Napa	2020	9.9	0	NA
201796	Prologis 6 Livermore	Livermore	Alameda	2019	0.28	0	NA
201800	City of Palo Alto	Palo Alto	Santa Clara	2022	2.8	0	0.01
201802	Meta Platforms Inc. - MPK 62-63	Menlo Park	San Mateo	2019	1.7	0	NA
201804	Real Social Good Investments	Menlo Park	San Mateo	2020	9.9	0	NA
201806	Amazon USF1 Santa Clara	Santa Clara	Santa Clara	2019	2.8	0	NA
201827	Adverum	Redwood City	San Mateo	2019	1.8	0	NA
201851	MILTENVI BIOTEC	San Jose	Santa Clara	2020	2.3	0	NA
201872	CBRE	South San Francisco	San Mateo	2020	9.9	0	NA
201874	30 Otis	San Francisco	San Francisco	2020	1.5	0	NA
201879	Meta Platforms Inc. - New 100	Newark	Alameda	2020	0.51	0	NA
201882	ARE-San Francisco No. 65 LLC	South San Francisco	San Mateo	2020	0.57	0	NA
201891	Realm Cellars	Napa	Napa	2020	9.9	0	NA
201897	Viamonte Senior Living 1 Inc.	Walnut Creek	Contra Costa	2020	7.1	0	NA
201943	Caltrans - Devil's Slide	Pacifica	San Mateo	2020	0.04	0	NA
201972	Hamel Family Wines	Sonoma	Sonoma	2020	9.9	0	NA
201981	Allogene Therapeutics	Newark	Alameda	2020	8.3	0	NA
202008	City of Newark	Newark	Alameda	2020	0.27	0	NA
202012	Marciano Winery	Saint Helena	Napa	2020	9.9	0	NA
202016	Facebook Inc.	Burlingame	San Mateo	2020	9.9	0	NA
202020	META	Sunnyvale	Santa Clara	2018	4.2	0	NA
202031	Palmas Vineyards	Napa	Napa	2022	0.56	0	NA
202077	GI TC Perry Park LLC	Sunnyvale	Santa Clara	2020	6.3	0	NA
202081	Google Inc.	Palo Alto	Santa Clara	2020	1.4	0	NA
202088	Westport Office Park LLC	Redwood City	San Mateo	2023	7.5	0	NA
202104	11740 Occidental	Sebastopol	Sonoma	2022	2.3	0	NA
202119	PATC 1810 Embarcadero	Palo Alto	Santa Clara	2021	3.7	0	NA
202136	BCDPF Bay Area Commerce Center Lease Management LLC	Livermore	Alameda	2022	0.3	0	NA
202162	1020 Atlantic	Alameda	Alameda	2021	9.9	0	NA
202163	Bionova Scientific Inc.	Fremont	Alameda	2023	0.74	0	0.37
202171	TBUSA	San Jose	Santa Clara	2021	1.6	0	NA
202178	IF - 85th	Oakland	Alameda	2021	9.9	0	NA
202203	B Cellars Winery	Napa	Napa	2022	5.4	0	NA
202217	City of Santa Rosa - Sewer Lift Station #1	Santa Rosa	Sonoma	2021	7.9	0	NA
202258	Enovix	Fremont	Alameda	2021	9.9	0	NA
202304	VA Santa Rosa CBOC	Santa Rosa	Sonoma	2021	1.1	0	NA
202310	Guardant Health at 3000 Hanover Palo Alto	Palo Alto	Santa Clara	2021	1.5	0	NA
202319	Cyxtera Communications LLC	Santa Clara	Santa Clara	2021	2.8	0	NA
202361	Charles M. Schulz - Sonoma County Airport	Santa Rosa	Sonoma	2022	0.47	0	0
202364	The Emery (500 Apartments & Retail)	Emeryville	Alameda	2022	1.7	0	NA
202375	WWCMC	Glen Ellen	Sonoma	2021	9.9	0	NA
202454	Eat Just - Tenant Improvement	Alameda	Alameda	2022	0.47	0	NA
202457	Altitude Apartments	South San Francisco	San Mateo	2021	9.9	0	NA
202478	Spirit Rock Meditation Center	Woodacre	Marin	2023	9.9	0	NA
202507	Ritter Center	San Rafael	Marin	2022	1.4	0	NA
202512	The Forum at Rancho San Antonio	Cupertino	Santa Clara	2022	1.7	0	NA
202551	Amazon.com Services LLC - DFO3	Livermore	Alameda	2023	0.32	0	NA
202581	Senti Biosciences	Alameda	Alameda	2022	1.7	0	NA
202640	Woodside Fire Protection District - Interim Station 7	WEST MENLO PARK	San Mateo	2022	0.59	0	NA
202683	1307 66th LLC	Emeryville	Alameda	2022	2.9	0	NA
202878	1173 Coleman Avenue (B3)	San Jose	Santa Clara	2023	2.3	0	NA

Facility Number	Facility Name ⁽¹⁾ (1) See pp. 18-21 of the TAC Control Program Annual Report for important context regarding this data.	City	County	HRA Year	HRA Cancer Risk (chances in a million)	Chronic Hazard Index	Acute Hazard Index
212207	PRIDE MOUNTAIN VINEYARDS LLC	Santa Rosa	Sonoma	2022	9.9	0	NA
212447	Honig Vineyard & Winery	Napa	Napa	2023	9.9	0	NA
100108	Costco Wholesale #148	San Jose	Santa Clara	2017	2.6	0	NA
109899	Costco Wholesale #423	Sunnyvale	Santa Clara	2019	2.8	0	NA
111185	Costco Gasoline #778	Fremont	Alameda	2004	5.8	0	NA
111362	Fast Gas & Mini Mart	San Leandro	Alameda	2021	0.8	0	NA
111933	Costco Gasoline #1042	Redwood City	San Mateo	2008	3.9	0	NA

APPENDIX B – FACILITY RANKINGS AND REVIEW PHASES

This appendix provides the prioritization scores and facility rank (high, intermediate, and low priority) for all permitted facilities in the Bay Area that emit TACs. High priority facilities and select intermediate priority facilities are further categorized by a review phase assigned by the Air District. Table B-1 in Appendix B lists the high and intermediate priority facilities in Phase I review status. Table B-2 lists the high and intermediate priority facilities in Phase II review status. Table B-3 lists the high priority facilities in Phase III review status. Table B-4 lists the remaining intermediate priority facilities, and Table B-5 lists the low priority facilities. For all tables, the facilities are ordered by prioritization score from highest to lowest.

Table B-1. High and Intermediate Priority Facilities in Phase I Review Status

Facility Number	Facility Name ⁽¹⁾ (1)See pp. 18-21 of the TAC Control Program Annual Report for important context regarding this data.	City	County	Rule 11-18 Ranking	AB2588 Priority Ranking	Cancer PS	Chronic PS	PS	PS Year	HRA Year	Cancer Risk (chances in a million)	Chronic Hazard Index	Acute Hazard Index
24726	Martinez Refining Company LLC	Martinez	Contra Costa	Phase I - Top	High	26115.72	3915.16	26115.72	2022	1990	9	0.02	NA
10	Chevron Products Company	Richmond	Contra Costa	Phase I - Top	High	13696.14	1376.56	13696.14	2022	1990	8	0.02	NA
21359	Phillips 66 Company - San Francisco Refinery	Rodeo	Contra Costa	Phase I - Top	High	5603.94	839.81	5603.94	2022	1990	8.4	0.13	NA
12626	Valero Refining Company - California	Benicia	Solano	Phase I - Top	High	2778.09	514.33	2778.09	2022	1991	9.1	0.02	0
208	Schnitzer Steel Products Company	Oakland	Alameda	Phase I - Top	High	1122.37	17.49	1122.37	2022	NA	NA	NA	NA
1257	Genentech Inc ⁽¹⁾	South San Francisco	San Mateo	Phase I - Top	High	1037.53	5.59	1037.53	2023	2012	10	0.01	NA
146	CASS Inc	Oakland	Alameda	Phase I - Top	High	623.41	4.51	623.41	2022	NA	NA	NA	NA
14628	Tesoro Refining & Marketing Company LLC	Martinez	Contra Costa	Phase I - Top	High	116.99	15.22	116.99	2022	1995	6.9	0.3	NA
1840	West Contra Costa County Landfill	Richmond	Contra Costa	Phase I - Top	High	41.36	1.04	41.36	2023	NA	NA	NA	NA
23	Chemtrade West US LLC	Richmond	Contra Costa	Phase I - Top	Intermediate	3.93	2.03	3.93	2022	NA	NA	NA	NA
11866	Los Medanos Energy Center	Pittsburg	Contra Costa	Phase I - Medium	High	530.83	21.61	530.83	2023	NA	NA	NA	NA
227	Shell Catalysts & Technologies	Pittsburg	Contra Costa	Phase I - Medium	High	401.73	217.52	401.73	2023	1993	1.4	0.1	NA
17667	Ameresco Keller Canyon LLC	Pittsburg	Contra Costa	Phase I - Medium	High	353.46	16.93	353.46	2023	NA	NA	NA	NA
11531	Z-Best Composting Facility	Gilroy	Santa Clara	Phase I - Medium	High	298.22	16.98	298.22	2022	NA	NA	NA	NA
24380	Corteva Agriscience - Pittsburg Operations	Pittsburg	Contra Costa	Phase I - Medium	High	294.52	28.58	294.52	2023	2001	5.2	0.18	NA
4618	Keller Canyon Landfill Company	Pittsburg	Contra Costa	Phase I - Medium	High	138.25	25.38	138.25	2023	2006	9.8	0.37	NA
25055	USS-UPI LLC	Pittsburg	Contra Costa	Phase I - Medium	High	28.54	71.51	71.51	2023	1994	8	0.9	NA
22789	Eco Services Operations Corp	Martinez	Contra Costa	Phase I - Medium	High	5.34	46.22	46.22	2022	NA	NA	NA	NA
2066	Waste Management of Alameda County	Livermore	Alameda	Phase I - Low	High	1132.67	101.26	1132.67	2023	2012	7.9	0.11	NA
22987	Republic Services of Sonoma County Inc	Petaluma	Sonoma	Phase I - Low	High	808.7	7.48	808.7	2023	NA	NA	NA	NA
9013	International Disposal Corp of CA	Milpitas	Santa Clara	Phase I - Low	High	567.02	67.46	567.02	2022	1991	0.9	0.09	NA
639	Stanford University ⁽¹⁾	Palo Alto	Santa Clara	Phase I - Low	High	372.04	1.59	372.04	2023	2012	10	0.01	NA
1812	Kirby Canyon Recycling and Disposal Facility	Morgan Hill	Santa Clara	Phase I - Low	High	360.52	17.99	360.52	2022	NA	NA	NA	NA
200886	Britannia Pointe Grand LP	South San Francisco	San Mateo	Phase I - Low	High	355.8	0.53	355.8	2022	NA	NA	NA	NA
20459	Tesla Inc	Fremont	Alameda	Phase I - Low	High	344.04	1.42	344.04	2023	NA	NA	NA	NA
1784	San Francisco International Airport	San Francisco	San Francisco	Phase I - Low	High	310.6	1.14	310.6	2023	NA	NA	NA	NA
1179	Redwood Landfill Inc	Novato	Marin	Phase I - Low	High	309.27	36.83	309.27	2023	2010	8.2	0.23	NA
14676	Equinix LLC	San Jose	Santa Clara	Phase I - Low	High	273.65	1.28	273.65	2022	NA	NA	NA	NA
201589	Fireye Inc.	Milpitas	Santa Clara	Phase I - Low	High	273.09	0.4	273.09	2023	NA	NA	NA	NA
20139	Potrero Hills Energy Producers LLC	Suisun City	Solano	Phase I - Low	High	213.8	21.43	213.8	2023	2011	2.9	0.78	0.98
2266	Browning-Ferris Industries of CA Inc	Half Moon Bay	San Mateo	Phase I - Low	High	176.54	33.96	176.54	2023	1991	0.9	0.09	NA
4134	Irvington Memorial Cemetery	Fremont	Alameda	Phase I - Low	High	129.39	17.05	129.39	2023	2006	2	0.9	NA
148	Ball Metal Beverage Container Corp	Fairfield	Solano	Phase I - Low	High	3.85	31.71	31.71	2022	NA	NA	NA	NA

Table B-2. High and Intermediate Priority Facilities in Phase II Review Status

Facility Number	Facility Name ⁽¹⁾ (1)See pp. 18-21 of the TAC Control Program Annual Report for important context regarding this data.	City	County	Rule 11-18 Ranking	AB2588 Priority Ranking	Cancer PS	Chronic PS	PS	PS Year	HRA Year	Cancer Risk (chances in a million)	Chronic Hazard Index	Acute Hazard Index
591	East Bay Municipal Utility District	Oakland	Alameda	Phase II - Top	High	435.86	14.62	435.86	2023	1991	8	0.06	NA
23992	Pleasanton Garbage Service	Pleasanton	Alameda	Phase II - Top	High	257.64	1.26	257.64	2022	NA	NA	NA	NA
20432	Ameresco Vasco Road LLC	Livermore	Alameda	Phase II - Top	High	257.1	9.83	257.1	2023	NA	NA	NA	NA
3499	City of Menlo Park	Menlo Park	San Mateo	Phase II - Top	High	239.76	2.25	239.76	2021	NA	NA	NA	NA
13399	KLA Corporation	Milpitas	Santa Clara	Phase II - Top	High	235.21	1.01	235.21	2022	2012	2.5	0.01	0
17052	BioMarin Pharmaceutical Inc	Novato	Marin	Phase II - Top	High	227	2.92	227	2023	NA	NA	NA	NA
20668	Meta Platforms Inc-MPK 10-27	Menlo Park	San Mateo	Phase II - Top	High	219.63	1.02	219.63	2022	NA	NA	NA	NA
9183	Napa-Vallejo Waste Management Authority	Napa	Napa	Phase II - Top	High	205.1	1.91	205.1	2022	2003	3.6	0.9	NA
59	University of California Berkeley ⁽¹⁾	Berkeley	Alameda	Phase II - Top	High	176.95	3.18	176.95	2023	2012	10	0	NA
3273	Pacific Union College	Angwin	Napa	Phase II - Top	High	171.93	0.92	171.93	2022	2004	1.5	0.9	NA
1371	Dublin San Ramon Services District - Wastewater TP ⁽¹⁾	Pleasanton	Alameda	Phase II - Top	High	167.24	1.44	167.24	2023	2012	10	0	NA
17419	Air Liquide Large Industries US LP	Rodeo	Contra Costa	Phase II - Top	High	160.52	9.23	160.52	2022	NA	NA	NA	NA
9721	Apple Inc	Cupertino	Santa Clara	Phase II - Top	High	156.81	0.65	156.81	2022	NA	NA	NA	NA
1507	North San Mateo County Sanitation Dist	Daly City	San Mateo	Phase II - Top	High	151.81	0.6	151.81	2022	NA	NA	NA	NA
3969	Stanford Health Care ⁽¹⁾	Stanford	Santa Clara	Phase II - Top	High	149.76	0.63	149.76	2023	2012	10	0.01	NA
770	Travis AFB	Travis Afb	Solano	Phase II - Top	High	147.76	0.7	147.76	2023	2012	8.4	0	NA
255	Lawrence Livermore National Laboratory	Livermore	Alameda	Phase II - Top	High	145.14	0.73	145.14	2023	1989	7.7	0.04	NA
16855	Kaiser Antioch Deer Valley	Antioch	Contra Costa	Phase II - Top	High	131.13	0.21	131.13	2023	NA	NA	NA	NA
1067	Oro Loma Sanitary District	San Lorenzo	Alameda	Phase II - Top	High	124.61	0.75	124.61	2022	1989	3.8	0.01	NA
450	Veterans Administration Medical Center	Palo Alto	Santa Clara	Phase II - Top	High	123.87	0.62	123.87	2023	2011	9.9	0.9	NA
3211	Santa Teresa Water Treatment Plant - STWTP	San Jose	Santa Clara	Phase II - Top	High	118.63	0.31	118.63	2023	NA	NA	NA	NA
17111	CEMEX Construction Materials Pacific LLC	San Francisco	San Francisco	Phase II - Top	High	113.9	2.45	113.9	2023	NA	NA	NA	NA
23622	Vision Recycling Benicia	Benicia	Solano	Phase II - Top	High	107.66	0.51	107.66	2022	2002	5	0.9	NA
3974	San Francisco General Hospital	San Francisco	San Francisco	Phase II - Top	High	102.71	0.47	102.71	2023	2010	7.4	0	NA
3319	Vallejo Flood and Wastewater District	Vallejo	Solano	Phase II - Top	High	102.1	0.47	102.1	2023	NA	NA	NA	NA
7852	California Water Service Company	Atherton	San Mateo	Phase II - Top	High	101.79	0.15	101.79	2023	NA	NA	NA	NA
22268	Nor-Cal Rock Inc	Hayward	Alameda	Phase II - Top	High	101.16	0.56	101.16	2022	2014	9.98	0.01	NA
12181	American Airlines	San Francisco	San Francisco	Phase II - Medium	High	96.1	0.02	96.1	2023	NA	NA	NA	NA
2457	Regional Medical Center of San Jose	San Jose	Santa Clara	Phase II - Medium	High	95.99	0.16	95.99	2023	2011	2.9	0	NA
19918	Apex Envirotech Inc	Hayward	Alameda	Phase II - Medium	High	95.59	2.44	95.59	2018	2010	2.6	0	0.02
17040	Ameresco Half Moon Bay LLC	Half Moon Bay	San Mateo	Phase II - Medium	High	95.33	4.46	95.33	2022	NA	NA	NA	NA
778	San Jose-Santa Clara Regional Wastewater Facility	San Jose	Santa Clara	Phase II - Medium	High	93.42	16.58	93.42	2023	1991	3.9	0	NA
10929	Contra Costa Water District Ralph D Bollman WTP	Concord	Contra Costa	Phase II - Medium	High	88.66	0.47	88.66	2023	NA	NA	NA	NA
13279	Opus One	Oakville	Napa	Phase II - Medium	High	88.1	0.41	88.1	2022	NA	NA	NA	NA
11247	Clover Flat Resource & Recovery Park	Calistoga	Napa	Phase II - Medium	High	88.02	0.82	88.02	2022	1991	0.9	0.09	NA
18604	Apple Inc	Cupertino	Santa Clara	Phase II - Medium	High	87.65	0.49	87.65	2022	NA	NA	NA	NA
1753	John Muir Health - Concord Campus	Concord	Contra Costa	Phase II - Medium	High	84.51	1	84.51	2023	2012	9.9	0.09	0.03
907	Central Contra Costa Sanitary District	Martinez	Contra Costa	Phase II - Medium	High	84.49	5.54	84.49	2023	2012	0.3	0	NA
21775	Central Concrete Supply Inc	San Francisco	San Francisco	Phase II - Medium	High	82.73	0.74	82.73	2023	2017	5.43	0.76	0.09
200351	illumina Inc	Foster City	San Mateo	Phase II - Medium	High	77.45	0.12	77.45	2023	2016	7.1	0	NA
2478	UCSF/Parnassus	San Francisco	San Francisco	Phase II - Medium	High	76.37	0.82	76.37	2023	1992	7.1	0.5	NA
1634	Napa State Hospital	Napa	Napa	Phase II - Medium	High	76.28	2.29	76.28	2022	1990	4.1	NA	NA
935	Levin Richmond Terminal Corporation	Richmond	Contra Costa	Phase II - Medium	High	75.85	0.33	75.85	2022	NA	NA	NA	NA
550	NASA-AMES Research Center	Mountain View	Santa Clara	Phase II - Medium	High	75	0.32	75	2023	NA	NA	NA	NA
1403	Santa Rosa Water - Laguna Treatment Plant	Santa Rosa	Sonoma	Phase II - Medium	High	74.59	10.97	74.59	2023	2012	5.1	0.02	NA
18136	Russell City Energy Co LLC	Hayward	Alameda	Phase II - Medium	High	73.94	3.03	73.94	2023	2007	0.7	0.01	0.02
1000	AHMC Seton Medical Center	Daly City	San Mateo	Phase II - Medium	High	73.79	3.48	73.79	2023	NA	NA	NA	NA
598	SRI International ⁽¹⁾	Menlo Park	San Mateo	Phase II - Medium	High	70.74	0.33	70.74	2022	2012	10	NA	NA
24259	Sutter Bay Hospitals	Oakland	Alameda	Phase II - Medium	High	70.44	0.29	70.44	2023	NA	NA	NA	NA
3294	Guadalupe Rubbish Disposal	San Jose	Santa Clara	Phase II - Medium	High	69.54	6.37	69.54	2022	NA	NA	NA	NA

Facility Number	Facility Name ⁽¹⁾ (1)See pp. 18-21 of the TAC Control Program Annual Report for important context regarding this data.	City	County	Rule 11-18 Ranking	AB2588 Priority Ranking	Cancer PS	Chronic PS	PS	PS Year	HRA Year	Cancer Risk (chances in a million)	Chronic Hazard Index	Acute Hazard Index
459	Veterans Administration Health Care System ⁽¹⁾	San Francisco	San Francisco	Phase II - Medium	High	67.88	0.33	67.88	2022	2012	10	0	NA
19243	General Service Administration	Menlo Park	San Mateo	Phase II - Medium	High	67.88	0.1	67.88	2023	NA	NA	NA	NA
13074	NVIDIA	Santa Clara	Santa Clara	Phase II - Medium	High	67.77	0.12	67.77	2023	NA	NA	NA	NA
2227	Mills Peninsula Medical Center	Burlingame	San Mateo	Phase II - Medium	High	67.36	0.67	67.36	2023	2009	0.95	0	NA
15574	Valero Refining Company	Benicia	Solano	Phase II - Medium	High	66.18	1.68	66.18	2022	NA	NA	NA	NA
2482	City of Richmond Wastewater Treatment Plant	Richmond	Contra Costa	Phase II - Medium	High	66.09	1.39	66.09	2022	NA	NA	NA	NA
14991	Donald Von Raesfeld Power Plant	Santa Clara	Santa Clara	Phase II - Medium	High	65.8	2.31	65.8	2022	2002	0.2	0.2	0.4
3919	Kaiser Permanente San Jose Medical Center	San Jose	Santa Clara	Phase II - Medium	High	63.95	0.16	63.95	2022	NA	NA	NA	NA
723	Lawrence Berkeley National Laboratory	Berkeley	Alameda	Phase II - Medium	High	61.97	0.65	61.97	2022	NA	NA	NA	NA
861	San Mateo Water Quality Control Plant	San Mateo	San Mateo	Phase II - Medium	High	61.77	1.61	61.77	2022	1989	4.3	0	NA
13160	University of California SF	San Francisco	San Francisco	Phase II - Medium	High	61.33	0.27	61.33	2023	2012	9.7	0.01	0
3256	Turk Island Solid Waste Disposal Site	Union City	Alameda	Phase II - Medium	High	61.23	0.57	61.23	2022	NA	NA	NA	NA
15476	Saint Mary's College of California	Moraga	Contra Costa	Phase II - Medium	High	61.08	0.34	61.08	2022	NA	NA	NA	NA
475	Santa Clara Valley Health & Hospital System	San Jose	Santa Clara	Phase II - Medium	High	60.72	0.28	60.72	2023	2012	7.2	0	NA
3613	St Mary's Medical Center	San Francisco	San Francisco	Phase II - Medium	High	59.55	1.55	59.55	2022	2012	3.8	0	NA
1258	Delta Diablo Sanitation District	Antioch	Contra Costa	Phase II - Medium	High	59.37	0.72	59.37	2023	NA	NA	NA	NA
9684	Bay Ship & Yacht Co	Alameda	Alameda	Phase II - Medium	High	59.01	0.25	59.01	2022	NA	NA	NA	NA
12848	David Grant Medical Center	Travis Afb	Solano	Phase II - Medium	High	58.5	0.25	58.5	2023	2012	7.8	0.01	0
5755	UCSF/Mt Zion	San Francisco	San Francisco	Phase II - Medium	High	58.43	0.13	58.43	2022	NA	NA	NA	NA
6390	Evergreen Cemetery	Oakland	Alameda	Phase II - Medium	High	57.22	7.42	57.22	2022	2008	2.5	0.9	NA
617	Palo Alto Regional Water Quality Control Plant	Palo Alto	Santa Clara	Phase II - Medium	High	57.07	0.41	57.07	2023	1989	8	0.42	NA
14460	Santa Clara Valley Water Distric Almaden Campus	San Jose	Santa Clara	Phase II - Medium	High	56.87	0.29	56.87	2022	NA	NA	NA	NA
3887	San Mateo Medical Center	San Mateo	San Mateo	Phase II - Medium	High	55.39	0.25	55.39	2023	2007	2.4	0.9	NA
568	San Francisco South East Treatment Plant	San Francisco	San Francisco	Phase II - Medium	High	55.09	8.29	55.09	2023	1990	4.5	0	NA
3169	City of Livermore Water Reclamation Plant	Livermore	Alameda	Phase II - Medium	High	53.61	0.59	53.61	2023	NA	NA	NA	NA
12455	Gilead Sciences	Foster City	San Mateo	Phase II - Medium	High	53.55	0.28	53.55	2023	NA	NA	NA	NA
633	Intel Corporation	Santa Clara	Santa Clara	Phase II - Medium	High	52.74	2.83	52.74	2023	NA	NA	NA	NA
1995	Solano County Facilities Operations	Fairfield	Solano	Phase II - Medium	High	51.71	1.85	51.71	2022	NA	NA	NA	NA
20905	S E Combined Services of California	Oakland	Alameda	Phase II - Medium	High	50.61	6.57	50.61	2023	2017	3	0.98	0.89
281	U S Veterans Administration Medical Center	Livermore	Alameda	Phase II - Medium	High	50.45	0.27	50.45	2023	NA	NA	NA	NA
13335	San Jose Water Co-3Mile	San Jose	Santa Clara	Phase II - Medium	High	50.31	0.19	50.31	2022	2012	4.5	0	0
4449	Electro-Coatings of California Inc	Berkeley	Alameda	Phase II - Medium	High	50.12	0	50.12	2022	NA	NA	NA	NA
15870	Santa Rosa Junior College	Santa Rosa	Sonoma	Phase II - Low	High	49.94	0.23	49.94	2022	NA	NA	NA	NA
5148	Castro Valley Crematory Inc	Castro Valley	Alameda	Phase II - Low	High	49.35	6.4	49.35	2023	NA	NA	NA	NA
19552	Jamieson Canyon Water Treatment Plant	American Canyon	Napa	Phase II - Low	High	49.26	0.17	49.26	2023	NA	NA	NA	NA
5095	Vasco Road Landfill	Livermore	Alameda	Phase II - Low	High	49.19	3.21	49.19	2023	1991	4	0.44	NA
24178	Bay Area Production Services LL	Fremont	Alameda	Phase II - Low	High	48.89	0.35	48.89	2022	NA	NA	NA	NA
1009	Hayward Waste Water Treatment Plant	Hayward	Alameda	Phase II - Low	High	48.78	0.47	48.78	2023	NA	NA	NA	NA
4175	City of San Jose (Singleton Road Landfill)	San Jose	Santa Clara	Phase II - Low	High	47.97	0.39	47.97	2022	NA	NA	NA	NA
15544	Kaiser Permanente	Redwood City	San Mateo	Phase II - Low	High	46.25	0.18	46.25	2022	2013	4.6	0	NA
3670	Kaiser Foundation Hospital	Vallejo	Solano	Phase II - Low	High	45.79	0.58	45.79	2022	2007	9.5	0.9	NA
16813	Renasas Electronics America Inc	San Jose	Santa Clara	Phase II - Low	High	45.74	0.11	45.74	2023	NA	NA	NA	NA
3011	IPT SRI Cogeneration Inc	Menlo Park	San Mateo	Phase II - Low	High	45.69	1.86	45.69	2023	NA	NA	NA	NA
8020	Woodlawn Cemetery	Colma	San Mateo	Phase II - Low	High	45.65	5.92	45.65	2023	NA	NA	NA	NA
12076	State of California	Richmond	Contra Costa	Phase II - Low	High	44.89	0.09	44.89	2021	NA	NA	NA	NA
1810	Sonoma State University	Rohnert Park	Sonoma	Phase II - Low	High	44.6	0.15	44.6	2023	NA	NA	NA	NA
51	United Airlines Inc	San Francisco	San Francisco	Phase II - Low	High	43.53	0.27	43.53	2022	1989	3.4	0.11	NA
1982	County of Santa Clara - Hellyer Landfill	San Jose	Santa Clara	Phase II - Low	High	43.11	0.41	43.11	2023	NA	NA	NA	NA
2531	St Joseph Health N CA dba Santa Rosa Mem Hospital	Santa Rosa	Sonoma	Phase II - Low	High	42.9	1.19	42.9	2023	1990	6	0	NA
1462	Veterans Administration Medical Center	Menlo Park	San Mateo	Phase II - Low	High	42.24	0.25	42.24	2023	2012	8.9	0	NA
1275	Novato Sanitary District	Novato	Marin	Phase II - Low	High	40.49	0.29	40.49	2022	2009	9.9	0.9	NA
25102	Uptown Broadway LLC	Oakland	Alameda	Phase II - Low	High	40.46	0.21	40.46	2022	2016	0.47	0	NA
1271	West County Wastewater District	Richmond	Contra Costa	Phase II - Low	High	40.16	0.25	40.16	2022	NA	NA	NA	NA

Facility Number	Facility Name ⁽¹⁾ (1)See pp. 18-21 of the TAC Control Program Annual Report for important context regarding this data.	City	County	Rule 11-18 Ranking	AB2588 Priority Ranking	Cancer PS	Chronic PS	PS	PS Year	HRA Year	Cancer Risk (chances in a million)	Chronic Hazard Index	Acute Hazard Index
21620	San Francisco Marriott (Union Square)	San Francisco	San Francisco	Phase II - Low	High	39.97	0.06	39.97	2023	NA	NA	NA	NA
12095	Delta Energy Center	Pittsburg	Contra Costa	Phase II - Low	High	39.08	2.39	39.08	2023	NA	NA	NA	NA
83	United States Pipe & Foundry Company LLC	Union City	Alameda	Phase II - Low	High	38.53	2.13	38.53	2023	NA	NA	NA	NA
2039	Potrero Hills Landfill Inc	Suisun City	Solano	Phase II - Low	High	37.98	0.71	37.98	2023	1991	0.9	0.09	NA
24071	Producers Dairy	Fairfield	Solano	Phase II - Low	High	37.22	0.14	37.22	2022	NA	NA	NA	NA
1534	Silicon Valley Clean Water	Redwood City	San Mateo	Phase II - Low	High	36.97	1.83	36.97	2023	1989	6	NA	NA
1082	Queen of the Valley Medical Center	Napa	Napa	Phase II - Low	High	36.55	0.14	36.55	2020	2010	4.3	0.9	NA
13289	Los Esteros Critical Energy Facility	San Jose	Santa Clara	Phase II - Low	High	35.85	1.15	35.85	2022	2001	1.4	0.01	NA
12517	The Presidio Trust	San Francisco	San Francisco	Phase II - Low	High	34.97	0.05	34.97	2020	2012	3.4	0	NA
12071	Bayer US LLC	Berkeley	Alameda	Phase II - Low	High	34.94	0.24	34.94	2023	2012	6.1	0	1
11924	California Pacific Medical Center	San Francisco	San Francisco	Phase II - Low	High	34.93	0.21	34.93	2022	2012	1	0	NA
13290	City of San Jose Public Works Fleet Management	San Jose	Santa Clara	Phase II - Low	High	34.66	0.13	34.66	2021	2006	8.45	0	NA
12596	National Park Service	San Francisco	San Francisco	Phase II - Low	High	34.62	0.16	34.62	2022	2011	8	0	NA
2740	City of Mountain View (Shoreline Landfill)	Mountain View	Santa Clara	Phase II - Low	High	34.3	0.62	34.3	2023	NA	NA	NA	NA
14880	County of San Mateo	Redwood City	San Mateo	Phase II - Low	High	33.11	0.91	33.11	2023	NA	NA	NA	NA
24269	Sutter Bay Hospitals dba Alta Bates Summit Med Ctr	Oakland	Alameda	Phase II - Low	High	32.44	0.13	32.44	2023	NA	NA	NA	NA
4557	EBMUD Upper San Leandro WTP	Oakland	Alameda	Phase II - Low	High	32.02	0.13	32.02	2020	NA	NA	NA	NA
9653	Kaiser Permanente Medical Center	Fremont	Alameda	Phase II - Low	High	31.68	0.13	31.68	2023	NA	NA	NA	NA
17456	Peet's Coffee and Tea Inc	Alameda	Alameda	Phase II - Low	High	31.65	1.18	31.65	2022	NA	NA	NA	NA
19432	Paramount Group	San Francisco	San Francisco	Phase II - Low	High	31.22	0.61	31.22	2023	NA	NA	NA	NA
15565	Western Digital Technologies	Fremont	Alameda	Phase II - Low	High	31.12	0.92	31.12	2023	2012	7	0	NA
1209	Union Sanitary District	Union City	Alameda	Phase II - Low	High	30.66	0.5	30.66	2022	1989	4	0.03	NA
24646	Cypress Lawn Cremation Center	Colma	San Mateo	Phase II - Low	High	30.65	3.98	30.65	2023	NA	NA	NA	NA
17130	A Memorial Service LLC dba Animal Memorial Svcs	Gilroy	Santa Clara	Phase II - Low	High	30.19	0.62	30.19	2022	2008	9.6	0.09	0.5
4021	SFPD LP - Brisbane Terminal	Brisbane	San Mateo	Phase II - Low	High	29.8	0.46	29.8	2022	NA	NA	NA	NA
4429	NorthBay Medical Center	Fairfield	Solano	Phase II - Low	High	29.78	0.65	29.78	2021	NA	NA	NA	NA
21868	Chappellet Winery	Saint Helena	Napa	Phase II - Low	High	29.08	0.04	29.08	2023	2013	0.37	0	NA
8188	Wheeler & Zamaroni Landscape Supplies	Santa Rosa	Sonoma	Phase II - Low	High	29.04	0.11	29.04	2023	NA	NA	NA	NA
21891	Santa Clara County Roads and Airports Department	Livermore	Santa Clara	Phase II - Low	High	28.37	0.04	28.37	2023	2013	1.6	0	NA
7546	Roll Technology West	Pittsburg	Contra Costa	Phase II - Low	High	28.26	0	28.26	2023	NA	NA	NA	NA
13367	San Jose International Airport	San Jose	Santa Clara	Phase II - Low	High	28.08	0.12	28.08	2022	NA	NA	NA	NA
22155	Mare Island Dry Dock LLC	Vallejo	Solano	Phase II - Low	High	27.89	0.08	27.89	2023	2014	1.6	NA	NA
16930	San Mateo County Youth Services Center	San Mateo	San Mateo	Phase II - Low	High	27.63	0.44	27.63	2023	2005	9.8	0.01	NA
6919	Applied Anodize Inc	San Jose	Santa Clara	Phase II - Low	High	27.26	0	27.26	2023	NA	NA	NA	NA
22282	2600 CR LLC Sunset Development	San Ramon	Contra Costa	Phase II - Low	High	27.17	0.05	27.17	2022	NA	NA	NA	NA
1821	Kaiser Foundation Hospital	Walnut Creek	Contra Costa	Phase II - Low	High	27.11	0.11	27.11	2022	NA	NA	NA	NA
14362	Cisco Systems Site 4 Campus Bldgs 1-19	San Jose	Santa Clara	Phase II - Low	High	27.03	0.11	27.03	2023	NA	NA	NA	NA
2440	Sequoia Hospital/ Dignity Health	Redwood City	San Mateo	Phase II - Low	High	26.74	0.13	26.74	2023	2011	4.3	0.9	NA
1194	Pinole-Hercules Wastewater Treatment Plant	Pinole	Contra Costa	Phase II - Low	High	26.46	0.21	26.46	2023	NA	NA	NA	NA
1345	Sewerage Agency of South Marin	Mill Valley	Marin	Phase II - Low	High	26	0.48	26	2023	NA	NA	NA	NA
21774	Photop Technologies Inc	Santa Rosa	Sonoma	Phase II - Low	High	25.88	0.1	25.88	2023	NA	NA	NA	NA
19730	Mariposa Energy LLC	Byron	Alameda	Phase II - Low	High	25.72	0.91	25.72	2023	NA	NA	NA	NA
14836	City of Fremont/Maintenance Facility	Fremont	Alameda	Phase II - Low	High	25.56	0.1	25.56	2022	NA	NA	NA	NA
3464	City of Santa Clara	Santa Clara	Santa Clara	Phase II - Low	High	25.46	0.16	25.46	2022	1991	0.9	0.09	NA
8664	Crockett Cogeneration A Cal Ltd Partnership	Crockett	Contra Costa	Phase II - Low	High	25.07	3	25.07	2023	1991	4	NA	NA
2168	Jelly Belly Candy Company	Fairfield	Solano	Phase II - Low	High	24.96	0.16	24.96	2022	NA	NA	NA	NA
15508	Wareham Property Group - EPA Lab	Richmond	Contra Costa	Phase II - Low	High	24.88	0.05	24.88	2023	NA	NA	NA	NA
23131	Sutter Health-CPMC VNC	San Francisco	San Francisco	Phase II - Low	High	24.67	3.98	24.67	2020	2015	0.52	0	NA
9339	San Jose State University	San Jose	Santa Clara	Phase II - Low	High	24.43	0.14	24.43	2022	NA	NA	NA	NA
15654	Foothill/DeAnza Community College District	Cupertino	Santa Clara	Phase II - Low	High	24.27	0.1	24.27	2022	NA	NA	NA	NA
7111	High Lustre Metal Finishing	Hayward	Alameda	Phase II - Low	High	24.25	0	24.25	2023	NA	NA	NA	NA
23535	Judicial Council of CA East County Hall Justice	Dublin	Alameda	Phase II - Low	High	24.23	0.04	24.23	2023	2016	9.9	0.9	NA
9310	San Francisco Marriott Hotel	San Francisco	San Francisco	Phase II - Low	High	24.21	0.04	24.21	2023	NA	NA	NA	NA

Facility Number	Facility Name ⁽¹⁾ (1)See pp. 18-21 of the TAC Control Program Annual Report for important context regarding this data.	City	County	Rule 11-18 Ranking	AB2588 Priority Ranking	Cancer PS	Chronic PS	PS	PS Year	HRA Year	Cancer Risk (chances in a million)	Chronic Hazard Index	Acute Hazard Index
25297	Berkeley HMA	Berkeley	Alameda	Phase II - Low	High	24.07	0.46	24.07	2023	NA	NA	NA	NA
6967	Town of Yountville	Yountville	Napa	Phase II - Low	High	24.06	0.11	24.06	2023	NA	NA	NA	NA
24089	TransMontaigne Operating LP	Martinez	Contra Costa	Phase II - Low	High	23.82	0.5	23.82	2022	2006	1.1	0.9	NA
1500	Northern Calif Power Agency	Alameda	Alameda	Phase II - Low	High	23.78	0.34	23.78	2023	NA	NA	NA	NA
24993	Bloom Energy BMCC	Fremont	Alameda	Phase II - Low	High	23.61	0.34	23.61	2022	NA	NA	NA	NA
24047	West Valley Flying Club	Palo Alto	Santa Clara	Phase II - Low	High	23.58	0.58	23.58	2022	NA	NA	NA	NA
632	Intel Corporation ⁽¹⁾	Santa Clara	Santa Clara	Phase II - Low	High	23.48	0.1	23.48	2023	2012	10	0	NA
15982	Google LLC	Mountain View	Santa Clara	Phase II - Low	High	23.45	0.13	23.45	2023	2012	8	0.9	NA
5178	Kaiser Foundation Hospital	Santa Rosa	Sonoma	Phase II - Low	High	23.16	0.11	23.16	2023	NA	NA	NA	NA
2721	City of Palo Alto Landfill	Palo Alto	Santa Clara	Phase II - Low	High	22.25	0.21	22.25	2023	1989	2	NA	NA
23438	Richmond Products Terminal	Richmond	Contra Costa	Phase II - Low	High	21.91	0.37	21.91	2022	NA	NA	NA	NA
4205	Oak Hill Memorial Park & Mortuary	San Jose	Santa Clara	Phase II - Low	High	21.9	2.84	21.9	2023	NA	NA	NA	NA
706	Gold Bond Building Products LLC	Richmond	Contra Costa	Phase II - Low	High	21.81	0.89	21.81	2023	NA	NA	NA	NA
24607	Stanford University School of Medicine	Palo Alto	Santa Clara	Phase II - Low	High	21.63	0.03	21.63	2021	NA	NA	NA	NA
20897	Bristol-Myers Squibb	Redwood City	San Mateo	Phase II - Low	High	21.61	0.09	21.61	2022	2012	6.15	0	NA
17712	Spirit HD Colma CA LP	Colma	San Mateo	Phase II - Low	High	21.57	0.2	21.57	2022	NA	NA	NA	NA
653	Central Marin Sanitation Agency	San Rafael	Marin	Phase II - Low	High	21.49	0.23	21.49	2023	1989	3.8	0	NA
10520	Communications & Power Industries	Palo Alto	Santa Clara	Phase II - Low	High	21.49	0.1	21.49	2023	NA	NA	NA	NA
24072	CBRE	Emeryville	Alameda	Phase II - Low	High	21.37	0.04	21.37	2023	2004	7	0.01	NA
6061	Maxar Space LLC (Palo Alto Campus)	Palo Alto	Santa Clara	Phase II - Low	High	21.27	0.11	21.27	2023	NA	NA	NA	NA
21484	RNM 135 Main LP	San Francisco	San Francisco	Phase II - Low	High	21.03	0.04	21.03	2023	NA	NA	NA	NA
5498	Randall-Bold Water Treatment Plant	Oakley	Contra Costa	Phase II - Low	High	20.97	0.11	20.97	2022	2010	0.9	0	NA
6044	O L S Energy-Agnews	San Jose	Santa Clara	Phase II - Low	High	20.62	0.84	20.62	2023	NA	NA	NA	NA
17347	College of San Mateo	San Mateo	San Mateo	Phase II - Low	High	20.38	0.04	20.38	2023	2007	9.6	0.9	NA
85	Western Digital Technologies Inc	San Jose	Santa Clara	Phase II - Low	High	20.26	0.15	20.26	2023	1989	1.1	0.01	NA
20286	Palo Alto Unified School District	Palo Alto	Santa Clara	Phase II - Low	High	20.25	0.04	20.25	2023	2016	9.9	0	NA
1597	Las Gallinas Valley Sanitary District	San Rafael	Marin	Phase II - Low	High	20.23	0.17	20.23	2022	NA	NA	NA	NA
10240	US Coast Guard	San Francisco	San Francisco	Phase II - Low	High	20.18	0.18	20.18	2021	NA	NA	NA	NA
22861	Google Inc	Redwood City	San Mateo	Phase II - Low	High	19.91	0.04	19.91	2023	NA	NA	NA	NA
2340	San Leandro Water Pollution Control Plant	San Leandro	Alameda	Phase II - Low	High	19.37	1.87	19.37	2023	NA	NA	NA	NA
22566	County of Marin c/o Sares Regis	San Rafael	Marin	Phase II - Low	High	19.25	0.03	19.25	2022	2013	8.1	NA	NA
1299	Skylawn Funeral Home and Memorial Park	San Mateo	San Mateo	Phase II - Low	High	18.85	1.08	18.85	2022	NA	NA	NA	NA
13572	Healthpeak Properties Inc. C/O CB Richard Ellis Property Man	South San Francisco	San Mateo	Phase II - Low	High	18.8	0.03	18.8	2021	NA	NA	NA	NA
4863	Pleasant Hill Cemetery	Sebastopol	Sonoma	Phase II - Low	High	18.7	2.43	18.7	2023	2016	0.22	0.02	0.45
5876	South San Francisco-San Bruno Water Quality Plant	South San Francisco	San Mateo	Phase II - Low	High	18.36	0.11	18.36	2023	1989	3.4	0.13	NA
3926	Kaiser Permanente Medical Center	San Francisco	San Francisco	Phase II - Low	High	18.02	0.07	18.02	2022	NA	NA	NA	NA
7237	Chevron Business And Real Estate Services ⁽¹⁾	San Ramon	Contra Costa	Phase II - Low	High	18.02	0.07	18.02	2022	2012	6.9	1	NA
1071	City of Petaluma Dept of Water Resources & Convs	Petaluma	Sonoma	Phase II - Low	High	17.91	0.1	17.91	2022	NA	NA	NA	NA
1533	Sewer Authority Mid-Coastside	Half Moon Bay	San Mateo	Phase II - Low	High	17.87	0.07	17.87	2023	NA	NA	NA	NA
2320	Oak View Memorial Park	Antioch	Contra Costa	Phase II - Low	High	17.81	0.32	17.81	2022	2016	4.7	0.99	0.74
1502	O'Connor Hospital	San Jose	Santa Clara	Phase II - Low	High	17.79	0.09	17.79	2022	2012	4.1	0	NA
55	Lockheed Martin Corporation	Sunnyvale	Santa Clara	Phase II - Low	High	17.74	0.12	17.74	2023	1990	2	0.02	NA
20766	Joseph Phelps Vineyard/Winery	Saint Helena	Napa	Phase II - Low	High	17.66	0.24	17.66	2023	NA	NA	NA	NA
24945	Treasure Island Development Authority (TIDA) ⁽¹⁾	San Francisco	San Francisco	Phase II - Low	High	17.66	0.07	17.66	2022	2012	10	NA	NA
1464	Acme Fill Corporation	Martinez	Contra Costa	Phase II - Low	High	17.43	1.09	17.43	2022	1991	0.9	0.09	NA
25025	GNS South Tower LP (FKA AP3-SF2 CT South LLC)	South San Francisco	San Mateo	Phase II - Low	High	17.29	0.03	17.29	2022	NA	NA	NA	NA
21362	Hudson Rincon Center LLC	San Francisco	San Francisco	Phase II - Low	High	17.06	0.03	17.06	2023	NA	NA	NA	NA
13566	Recology Pacheco Pass	Gilroy	Santa Clara	Phase II - Low	High	16.94	3.04	16.94	2023	NA	NA	NA	NA
22626	Thermo Fisher Scientific	Pleasanton	Alameda	Phase II - Low	High	16.9	0.07	16.9	2022	2002	3.91	0	NA
23637	Ardagh Metal Beverage USA Inc	Fairfield	Solano	Phase II - Low	High	0.11	16.77	16.77	2022	NA	NA	NA	NA
109639	Novato Fire Protection District	Novato	Marin	Phase II - Low	High	16.65	0.03	16.65	2023	NA	NA	NA	NA
453	Good Samaritan Hospital	San Jose	Santa Clara	Phase II - Low	High	16.42	0.1	16.42	2023	2005	6.7	0.9	NA
1004	San Francisco State University	San Francisco	San Francisco	Phase II - Low	High	16.28	0.08	16.28	2023	NA	NA	NA	NA
2344	Hilton San Francisco Union Square	San Francisco	San Francisco	Phase II - Low	High	16.23	0.03	16.23	2020	NA	NA	NA	NA
20714	PMI Plaza LLC	Walnut Creek	Contra Costa	Phase II - Low	High	16.11	0.03	16.11	2023	2007	8.1	0	NA

Facility Number	Facility Name ⁽¹⁾ (1)See pp. 18-21 of the TAC Control Program Annual Report for important context regarding this data.	City	County	Rule 11-18 Ranking	AB2588 Priority Ranking	Cancer PS	Chronic PS	PS	PS Year	HRA Year	Cancer Risk (chances in a million)	Chronic Hazard Index	Acute Hazard Index
1529	Kaiser Permanente Medical Center	Oakland	Alameda	Phase II - Low	High	16.08	0.08	16.08	2019	2011	7	0	NA
21358	Knickerbocker Properties Inc XXXIII	San Francisco	San Francisco	Phase II - Low	High	16.08	0.03	16.08	2023	NA	NA	NA	NA
16637	Parc 55 Hotel	San Francisco	San Francisco	Phase II - Low	High	15.72	0.03	15.72	2023	NA	NA	NA	NA
1713	MarinHealth Medical Center	Greenbrae	Marin	Phase II - Low	High	15.45	0.06	15.45	2023	NA	NA	NA	NA
17868	County of Marin Civic Center	San Rafael	Marin	Phase II - Low	High	15.42	0.07	15.42	2022	NA	NA	NA	NA
15397	Santa Clara University	Santa Clara	Santa Clara	Phase II - Low	High	15.35	0.07	15.35	2022	NA	NA	NA	NA
8996	Alameda County GSA	Dublin	Alameda	Phase II - Low	High	15.33	0.08	15.33	2022	NA	NA	NA	NA
15278	Wareham Development	Emeryville	Alameda	Phase II - Low	High	15.33	0.08	15.33	2022	2012	8.1	0	NA
17553	Rohm and Haas Chemicals LLC	Hayward	Alameda	Phase II - Low	High	15.07	0.03	15.07	2022	NA	NA	NA	NA
11887	Dynege Oakland LLC	Oakland	Alameda	Phase II - Low	High	14.86	0.49	14.86	2022	NA	NA	NA	NA
14704	BNSF Railway Company	Richmond	Contra Costa	Phase II - Low	High	14.84	0.07	14.84	2023	NA	NA	NA	NA
68	Granite Rock	Redwood City	San Mateo	Phase II - Low	High	14.69	0.74	14.69	2022	NA	NA	NA	NA
6054	East Bay Municipal Utility District	Richmond	Contra Costa	Phase II - Low	High	14.66	0.06	14.66	2023	NA	NA	NA	NA
17657	Lodi Gas Storage LLC	Suisun City	Solano	Phase II - Low	High	14.62	0.36	14.62	2022	2008	2.4	0.01	0.03
3314	Roselawn Cemetery	Livermore	Alameda	Phase II - Low	High	14.4	1.87	14.4	2022	NA	NA	NA	NA
5905	City of Sunnyvale/Environmental Services	Sunnyvale	Santa Clara	Phase II - Low	High	14.38	0.73	14.38	2023	NA	NA	NA	NA
19546	Santa Rosa Jet Center LLC	Santa Rosa	Sonoma	Phase II - Low	High	14.34	0.36	14.34	2022	NA	NA	NA	NA
8890	Stanford Health Care Tri-Valley	Pleasanton	Alameda	Phase II - Low	High	14.33	0.07	14.33	2023	NA	NA	NA	NA
21454	City of Vallejo Water Division	Vallejo	Solano	Phase II - Low	High	14.33	0.04	14.33	2022	NA	NA	NA	NA
4860	Pet's Rest Cemetery	Colma	San Mateo	Phase II - Low	High	14.22	2.07	14.22	2023	NA	NA	NA	NA
15885	Kaiser Foundation Hospital	Santa Clara	Santa Clara	Phase II - Low	High	14.09	0.06	14.09	2020	NA	NA	NA	NA
12967	TRC	Antioch	Contra Costa	Phase II - Low	High	14	0.24	14	2022	NA	NA	NA	NA
23038	Baxter Healthcare Inc	Hayward	Alameda	Phase II - Low	High	13.6	0.06	13.6	2023	2013	4.4	0	NA
3576	Catholic Cremation Services	Hayward	Alameda	Phase II - Low	High	13.54	1.75	13.54	2022	2006	6.2	0.24	0.11
4116	San Francisco Public Utilities Commission	San Francisco	San Francisco	Phase II - Low	High	13.37	6.94	13.37	2023	NA	NA	NA	NA
22285	Grifols Diagnostic Solutions Inc	Emeryville	Alameda	Phase II - Low	High	13.29	0.07	13.29	2022	NA	NA	NA	NA
24270	Sutter Bay Hospitals dba Alta Bates Summit Med Ctr	Berkeley	Alameda	Phase II - Low	High	13.29	0.07	13.29	2023	1994	0.9	0.02	NA
22839	Apple Inc	Santa Clara	Santa Clara	Phase II - Low	High	13.2	0.11	13.2	2023	2015	3	0.01	0.06
19138	Sutter Bay Medical Foundation DB Palo Alto M F	Palo Alto	Santa Clara	Phase II - Low	High	13.14	0.05	13.14	2022	NA	NA	NA	NA
3471	City of Calistoga	Calistoga	Napa	Phase II - Low	High	13.05	0.07	13.05	2023	NA	NA	NA	NA
18143	Gateway Generating Station	Antioch	Contra Costa	Phase II - Low	High	13.02	0.57	13.02	2023	NA	NA	NA	NA
1228	Sonoma County Water Agency	Sonoma	Sonoma	Phase II - Low	High	13	0.17	13	2023	2006	7.1	0.4	NA
8227	Pacific Interment Service	Emeryville	Alameda	Phase II - Low	High	12.98	1.68	12.98	2023	NA	NA	NA	NA
21608	Pacific Place	San Francisco	San Francisco	Phase II - Low	High	12.96	0.03	12.96	2023	NA	NA	NA	NA
3786	Chapel of the Chimes	Oakland	Alameda	Phase II - Low	High	12.79	1.66	12.79	2023	NA	NA	NA	NA
9313	St Luke's Hospital A/P CPMC-STL Campus	San Francisco	San Francisco	Phase II - Low	High	12.77	0.03	12.77	2023	2016	1.5	0	NA
994	Simonsen Laboratories Inc	Gilroy	Santa Clara	Phase II - Low	High	12.76	0.02	12.76	2023	NA	NA	NA	NA
13686	Kaiser Permanente Medical Center	Pleasanton	Alameda	Phase II - Low	High	12.52	0.02	12.52	2023	NA	NA	NA	NA
14778	Xenoport Inc	Santa Clara	Santa Clara	Phase II - Low	High	12.31	0.02	12.31	2015	NA	NA	NA	NA
21539	Golden State Pet Crematorium	Castro Valley	Alameda	Phase II - Low	High	12.27	0.25	12.27	2022	2013	9.99	0.7	0.3
8399	Chapel of the Chimes Memorial Park & Funeral Home	Hayward	Alameda	Phase II - Low	High	12.24	1.59	12.24	2022	NA	NA	NA	NA
22305	UE-00101CA LLC	San Jose	Santa Clara	Phase II - Low	High	12.12	0.32	12.12	2021	2014	0.8	0.01	0
7265	San Jose State University (Cogen Plant)	San Jose	Santa Clara	Phase II - Low	High	12.11	0.44	12.11	2023	NA	NA	NA	NA
18472	ELM Property Venture LLC	San Francisco	San Francisco	Phase II - Low	High	12.06	0.05	12.06	2022	NA	NA	NA	NA
14536	Santa Clara Valley Water District - PWTP	San Jose	Santa Clara	Phase II - Low	High	11.69	0.06	11.69	2023	2010	5	0	NA
3329	Saint Louise Regional Hospital	Gilroy	Santa Clara	Phase II - Low	High	11.65	1.94	11.65	2022	NA	NA	NA	NA
4020	SFPP LP	San Jose	Santa Clara	Phase II - Low	High	11.54	0.3	11.54	2022	1989	8	0	NA
91	Chevron Avon Terminal	Martinez	Contra Costa	Phase II - Low	High	11.3	0.29	11.3	2022	NA	NA	NA	NA
20413	Hawthorne Plaza Assoc LLC	San Francisco	San Francisco	Phase II - Low	High	11.27	0.02	11.27	2023	2014	1.1	NA	NA
1700	California Pacific Med Ctr Pacific Campus	San Francisco	San Francisco	Phase II - Low	High	11.25	0.05	11.25	2023	NA	NA	NA	NA
3162	Pacific Gas and Electric Company	Concord	Contra Costa	Phase II - Low	High	11.22	0.02	11.22	2023	2002	2.8	0	NA
2087	St Francis Memorial Hospital	San Francisco	San Francisco	Phase II - Low	High	11.21	0.06	11.21	2022	2012	3.6	0	NA
22353	Sheriff's Office County of San Mateo	Redwood City	San Mateo	Phase II - Low	High	11.09	0.02	11.09	2023	2014	6.3	0	NA
11953	Daniels Chapel of the Roses	Santa Rosa	Sonoma	Phase II - Low	High	11.07	1.44	11.07	2022	NA	NA	NA	NA
20023	Sunset Retoria	Benicia	Solano	Phase II - Low	High	11.01	1.43	11.01	2022	2010	3.4	0.31	0.75
4272	El Camino Hospital	Mountain View	Santa Clara	Phase II - Low	High	10.98	0.03	10.98	2023	NA	NA	NA	NA

Facility Number	Facility Name ⁽¹⁾ (1)See pp. 18-21 of the TAC Control Program Annual Report for important context regarding this data.	City	County	Rule 11-18 Ranking	AB2588 Priority Ranking	Cancer PS	Chronic PS	PS	PS Year	HRA Year	Cancer Risk (chances in a million)	Chronic Hazard Index	Acute Hazard Index
11206	Phillip Burton Federal Bldg & US Courthouse	San Francisco	San Francisco	Phase II - Low	High	10.98	0.02	10.98	2023	NA	NA	NA	NA
12958	Los Gatos Memorial Park	San Jose	Santa Clara	Phase II - Low	High	10.98	1.43	10.98	2022	2001	9.9	0.1	NA
4408	Mt View Sanitary District	Martinez	Contra Costa	Phase II - Low	High	10.88	0.08	10.88	2022	NA	NA	NA	NA
423	Chevron Richmond Technology Center	Richmond	Contra Costa	Phase II - Low	High	10.84	0.18	10.84	2023	NA	NA	NA	NA
23568	333 Bush LLC	San Francisco	San Francisco	Phase II - Low	High	10.71	0.03	10.71	2022	NA	NA	NA	NA
13197	Town of Discovery Bay	Discovery Bay	Contra Costa	Phase II - Low	High	10.56	0.04	10.56	2022	2001	0.9	NA	NA
5791	Fairmont Memorial Park	Fairfield	Solano	Phase II - Low	High	10.52	1.36	10.52	2022	NA	NA	NA	NA
2451	Pleasanton Garbage Service Inc	Pleasanton	Alameda	Phase II - Low	High	10.34	0.1	10.34	2022	NA	NA	NA	NA
20079	Pacific Biosciences	Menlo Park	San Mateo	Phase II - Low	High	10.33	0.02	10.33	2023	2016	2.5	0	NA
16185	City of Belmont	Belmont	San Mateo	Phase II - Low	High	10.32	0.04	10.32	2023	2004	1.3	0.9	NA
8679	Kaiser Permanente	Richmond	Contra Costa	Phase II - Low	High	10.25	0.06	10.25	2020	2012	3.2	0	NA
23476	Boston Properties	San Francisco	San Francisco	Phase II - Low	High	10.2	0.02	10.2	2023	2016	9.5	0.01	NA
22546	181 Fremont LLC	San Francisco	San Francisco	Phase II - Low	High	10.15	0.04	10.15	2022	2015	7.87	0	NA
4831	L P McNear Brick Co Inc	San Rafael	Marin	Phase II - Low	High	0.24	10.14	10.14	2022	NA	NA	NA	NA
12163	Twin Chapels Mortuary	Vallejo	Solano	Phase II - Low	Intermediate	9.66	1.25	9.66	2022	NA	NA	NA	NA
22474	Argent Materials Inc ⁽¹⁾	Oakland	Alameda	Phase II - Low	Intermediate	9.22	3.05	9.22	2023	2023	3.2	1.5	0.07
5433	Tulocay Cemetery Association	Napa	Napa	Phase II - Low	Intermediate	9.03	1.17	9.03	2022	NA	NA	NA	NA
19463	Grissom's Chapel & Mortuary	San Lorenzo	Alameda	Phase II - Low	Intermediate	8.44	1.1	8.44	2023	NA	NA	NA	NA
8598	Santa Rosa Memorial Park	Santa Rosa	Sonoma	Phase II - Low	Intermediate	8.41	1.11	8.41	2022	NA	NA	NA	NA
13193	Valero Benicia Asphalt Plant	Benicia	Solano	Phase II - Low	Intermediate	7.86	2.39	7.86	2022	NA	NA	NA	NA
17437	Lumileds LLC	San Jose	Santa Clara	Phase II - Low	Intermediate	1.9	6.8	6.8	2022	NA	NA	NA	NA
1364	Cypress Amloc Land Co Inc	Colma	San Mateo	Phase II - Low	Intermediate	6.37	1.23	6.37	2022	NA	NA	NA	NA
12625	J & B Enterprises	Santa Clara	Santa Clara	Phase II - Low	Intermediate	3.67	2.24	3.67	2022	NA	NA	NA	NA
16993	KVAL Inc	Petaluma	Sonoma	Phase II - Low	Intermediate	0	2.64	2.64	2022	NA	NA	NA	NA
25286	Gateway Services Inc	Napa	Napa	Phase II - Low	Intermediate	0.06	1.33	1.33	2023	NA	NA	NA	NA
1618	Sanmina Corporation	San Jose	Santa Clara	Phase II - Low	Intermediate	0	1.04	1.04	2023	NA	NA	NA	NA

Table B-3. High Priority Facilities in Phase III Review Status

Facility Number	Facility Name ⁽¹⁾ (1) See pp. 18-21 of the TAC Control Program Annual Report for important context regarding this data.	City	County	Rule 11-18 Ranking	AB2588 Priority Ranking	Cancer PS	Chronic PS	PS	PS Year	HRA Year	Cancer Risk (chances in a million)	Chronic Hazard Index	Acute Hazard Index
13532	Pacific Bell	San Jose	Santa Clara	NA	High	894.65	1.33	894.65	2022	NA	NA	NA	NA
201165	CoreSite Real Estate 3045 Stender LP	Santa Clara	Santa Clara	NA	High	496.09	0.74	496.09	2023	2022	6.3	0	0.01
21596	CCSF - DEM	San Francisco	San Francisco	NA	High	468.03	0.69	468.03	2023	NA	NA	NA	NA
19806	San Jose Water Company	San Jose	Santa Clara	NA	High	430.94	0.64	430.94	2023	NA	NA	NA	NA
21421	San Luis & Delta Mendota Water Authority (SLDMWA)	Livermore	Alameda	NA	High	403.35	0.6	403.35	2023	2012	4.8	0	NA
200845	IKEA	American Canyon	Napa	NA	High	278	0.41	278	2023	2018	0.7	0	NA
1785	Children's Hospital Oakland	Oakland	Alameda	NA	High	265.27	0.57	265.27	2022	2012	9.9	0.9	NA
19802	San Jose Water Company	San Jose	Santa Clara	NA	High	250.5	0.37	250.5	2023	NA	NA	NA	NA
17097	Verizon Wireless (Sunol Grade)	Sunol	Alameda	NA	High	243.51	0.36	243.51	2023	NA	NA	NA	NA
19348	Cisco Systems ⁽¹⁾	Mountain View	Santa Clara	NA	High	233.8	0.35	233.8	2023	2012	10	0	NA
24374	China Mobile International Infrastructural (US1)	San Jose	Santa Clara	NA	High	233.53	1.07	233.53	2023	2021	7.37	0.01	NA
19403	USPS San Mateo Information Technology and Acct Svc	San Mateo	San Mateo	NA	High	223.34	0.33	223.34	2023	2010	9	0.01	NA
21705	Aurora Behavioral Healthcare-Santa Rosa LLC	Santa Rosa	Sonoma	NA	High	218.63	0.32	218.63	2022	NA	NA	NA	NA
24187	Shimmick/Danny's Joint Venture	Mill Valley	Marin	NA	High	215.02	3.08	215.02	2020	2019	0.8	NA	NA
7519	Pacific Bell	Fairfield	Solano	NA	High	207.79	0.92	207.79	2023	2012	6.4	0	NA
17769	T5@Silicon Valley LP	Newark	Alameda	NA	High	202.62	0.3	202.62	2023	2010	7.2	0.9	NA
202426	Building E	American Canyon	Napa	NA	High	202.08	0.3	202.08	2023	NA	NA	NA	NA
20356	Digital 365 LLC ⁽¹⁾	San Francisco	San Francisco	NA	High	187.13	0.72	187.13	2023	2006	10	0.01	NA
19495	Alameda County Public Works Agency	Hayward	Alameda	NA	High	180.35	0.27	180.35	2022	NA	NA	NA	NA
19060	Hosting Com	San Francisco	San Francisco	NA	High	163.4	0.24	163.4	2022	2009	7.4	0.9	NA
17460	City of Santa Rosa Utilities Department Station 9	Santa Rosa	Sonoma	NA	High	161.33	0.24	161.33	2023	2006	9.99	0.01	NA
15199	Cytera Communications LLC SC4-5	Santa Clara	Santa Clara	NA	High	155.63	0.23	155.63	2023	NA	NA	NA	NA
15169	Adobe Systems Inc	San Jose	Santa Clara	NA	High	153.18	0.32	153.18	2022	NA	NA	NA	NA
13949	Amazon.com Services LLC - DSJ9	Oakland	Alameda	NA	High	145.31	0.22	145.31	2023	2002	0.83	NA	NA
20295	Vantage Data Centers Management Co LLC	Santa Clara	Santa Clara	NA	High	142.06	0.71	142.06	2022	2022	8.3	0.01	0
24188	Lytten	San Jose	Santa Clara	NA	High	140.24	0.21	140.24	2023	2020	1.6	0.03	0.97
20370	1101 Space Park Partners LLC	Santa Clara	Santa Clara	NA	High	136.28	0.2	136.28	2023	2022	8.33	0.01	0
19807	San Jose Water Company	San Jose	Santa Clara	NA	High	133.07	0.2	133.07	2023	NA	NA	NA	NA
2836	Pacific Gas & Electric Company	San Francisco	San Francisco	NA	High	129.31	0.88	129.31	2022	2011	6.8	0.9	NA
13410	Pacific Bell Corporation	Walnut Creek	Contra Costa	NA	High	128.14	0.19	128.14	2023	2001	9.9	0	NA
21024	EdgeConneX Silicon Valley Holdings LLC	Santa Clara	Santa Clara	NA	High	126.21	0.81	126.21	2023	2017	6.7	0.01	NA
20072	Kaiser Permanente	Pleasanton	Alameda	NA	High	119.96	0.18	119.96	2022	NA	NA	NA	NA
212447	Honig Vineyard & Winery	Napa	Napa	NA	High	116.08	0.17	116.08	2022	2023	9.9	0	NA
22105	The Lodge at Morgan Hill c/o Buckingham Property	Morgan Hill	Santa Clara	NA	High	115.55	0.17	115.55	2020	2013	5.7	0	NA
21348	Apple Inc	Sunnyvale	Santa Clara	NA	High	112.41	0.17	112.41	2022	2012	1.7	0	NA
18801	Xeres Ventures LP (SC1)	Santa Clara	Santa Clara	NA	High	111.38	0.5	111.38	2022	2016	9.8	0.01	NA
23984	Cytera Communications LLC - SC8	Santa Clara	Santa Clara	NA	High	111.07	0.16	111.07	2023	2003	5.6	0.9	NA
24054	The Sobrato Organization	Santa Clara	Santa Clara	NA	High	106.36	0.16	106.36	2023	NA	NA	NA	NA
201412	Synopsys Pathline Building 1	Sunnyvale	Santa Clara	NA	High	105.86	0.16	105.86	2022	2023	3.4	0	NA
201486	HCP LS Brisbane LLC c/o CBRE	Brisbane	San Mateo	NA	High	99.66	0.15	99.66	2022	2018	1.4	0	NA
13877	Sanitary District No 1 Kentfield Pump Station ⁽¹⁾	Kentfield	Marin	NA	High	96.26	0.14	96.26	2023	2002	10	NA	NA
18031	Kaiser Permanente	Napa	Napa	NA	High	95.67	0.47	95.67	2023	2012	2.2	0	NA
17001	University of California Santa Cruz	San Jose	Santa Clara	NA	High	95.19	0.14	95.19	2023	NA	NA	NA	NA
17306	Sonoma County Water Agency-Sonoma Booster Station	Santa Rosa	Sonoma	NA	High	94.91	0.14	94.91	2023	2020	1.74	0	NA
200746	Aubert Wines	Calistoga	Napa	NA	High	94.42	0.14	94.42	2022	NA	NA	NA	NA
14000	Lake Berryessa Resort Improvement District	Pope Valley	Napa	NA	High	92.1	0.14	92.1	2022	NA	NA	NA	NA
17121	Alameda County Public Works Agency	Hayward	Alameda	NA	High	90.95	0.35	90.95	2022	NA	NA	NA	NA
20448	San Francisco Public Utilities Commission	Sunol	Alameda	NA	High	89.95	0.33	89.95	2022	NA	NA	NA	NA
19550	Chabot Las Positas CC District	Livermore	Alameda	NA	High	89.42	0.13	89.42	2023	2012	4.7	0	NA

Facility Number	Facility Name ⁽¹⁾ (1)See pp. 18-21 of the TAC Control Program Annual Report for important context regarding this data.	City	County	Rule 11-18 Ranking	AB2588 Priority Ranking	Cancer PS	Chronic PS	PS	PS Year	HRA Year	Cancer Risk (chances in a million)	Chronic Hazard Index	Acute Hazard Index
23902	EQUINIX INC SV14-SV17	Santa Clara	Santa Clara	NA	High	89.32	0.37	89.32	2022	2015	7.2	0	NA
14715	Verizon Business - SNIWCA	San Francisco	San Francisco	NA	High	88.71	0.13	88.71	2022	NA	NA	NA	NA
20536	Atieva USA Inc	Newark	Alameda	NA	High	88.21	0.13	88.21	2023	2019	9.9	0.9	NA
23479	BSREP II SJ Towers LLC c/o Harvest Properties Inc.	San Jose	Santa Clara	NA	High	87.64	0.13	87.64	2023	NA	NA	NA	NA
19686	Microsoft Corporation ⁽⁴⁾	Santa Clara	Santa Clara	NA	High	85.1	0.37	85.1	2023	2012	10	0.01	NA
10235	FAA Oakland Air Route Traffic Control Ctr (ARTCC)	Fremont	Alameda	NA	High	85.06	0.13	85.06	2023	NA	NA	NA	NA
19804	San Jose Water Company	San Jose	Santa Clara	NA	High	83.58	0.15	83.58	2023	NA	NA	NA	NA
201511	Bay Area Rapid Transit	Oakland	Alameda	NA	High	83.26	0.12	83.26	2023	2018	2.9	0	NA
22277	Union Investment Real Estate GmbH	San Francisco	San Francisco	NA	High	82.14	0.12	82.14	2023	2007	0.7	0	NA
20588	CSAA Insurance Group	Walnut Creek	Contra Costa	NA	High	81.5	0.12	81.5	2023	2014	2.09	0	NA
16649	Hudson Pacific Properties Inc	Palo Alto	Santa Clara	NA	High	80.72	0.12	80.72	2023	NA	NA	NA	NA
17183	Novato Fire District	Novato	Marin	NA	High	78.41	0.12	78.41	2022	2005	3.5	0	NA
21057	Sutter Bay Hospitals	Santa Rosa	Sonoma	NA	High	78.36	0.12	78.36	2022	2012	7.6	NA	NA
18239	CoreSite	Milpitas	Santa Clara	NA	High	75.69	0.11	75.69	2023	2007	9.9	0.01	NA
23086	Paradux Winery	Napa	Napa	NA	High	74.36	0.11	74.36	2022	2015	9.9	0.9	NA
18482	Alameda County Public Works Agency	Hayward	Alameda	NA	High	73.75	0.11	73.75	2022	NA	NA	NA	NA
20214	Soiland Co Inc	Santa Rosa	Sonoma	NA	High	73.62	1.75	73.62	2022	2020	9	0	NA
14624	Verizon-California Inc	Los Gatos	Santa Clara	NA	High	68.95	0.1	68.95	2023	NA	NA	NA	NA
13825	San Jose Water Co Montevina	Los Gatos	Santa Clara	NA	High	68.28	0.1	68.28	2023	2016	1	0	NA
22317	Thermo Fisher Scientific	Fremont	Alameda	NA	High	67.92	0.1	67.92	2023	2014	0.3	NA	NA
19001	Equinix LLC	San Jose	Santa Clara	NA	High	67.89	0.1	67.89	2023	NA	NA	NA	NA
14436	County of Santa Clara	Milpitas	Santa Clara	NA	High	67.8	0.1	67.8	2021	NA	NA	NA	NA
13322	Clover Stornetta Farms Inc	Petaluma	Sonoma	NA	High	66.11	0.1	66.11	2022	NA	NA	NA	NA
18807	California Highway Patrol Cordella Insp Facility	Fairfield	Solano	NA	High	65.85	0.1	65.85	2022	2014	0.32	0	NA
14776	Level 3 Communications	Suisun City	Solano	NA	High	65.49	0.1	65.49	2022	NA	NA	NA	NA
15458	City of Pinole Fire	Pinole	Contra Costa	NA	High	63.52	0.09	63.52	2022	2003	1	0	NA
13077	NOP 560 Mission LLC	San Francisco	San Francisco	NA	High	63.21	0.09	63.21	2023	2001	9.9	NA	NA
13306	Equinix LLC ⁽¹⁾	Santa Clara	Santa Clara	NA	High	63.19	0.29	63.19	2023	2007	10	0.01	0
12946	Level 3 Communications Inc	Emeryville	Alameda	NA	High	63.06	0.09	63.06	2022	2002	9.6	0.01	NA
13494	Pacific Bell	Oakland	Alameda	NA	High	62.36	0.09	62.36	2022	NA	NA	NA	NA
201981	Allogene Therapeutics	Newark	Alameda	NA	High	61	0.09	61	2022	2020	8.3	0	NA
13112	Vallejo Sanitation & Flood Control District	Vallejo	Solano	NA	High	59.41	0.09	59.41	2022	NA	NA	NA	NA
17771	Verizon Wireless (Sunnyvale MSC) ⁽¹⁾	Sunnyvale	Santa Clara	NA	High	59.05	0.41	59.05	2022	2007	10	0.01	NA
22445	City of Pacifica Water Recycling/Wastewater Treat	Pacifica	San Mateo	NA	High	58.35	0.11	58.35	2022	2019	9.9	0.9	NA
201462	Biomed Realty Gateway of Pacific	South San Francisco	San Mateo	NA	High	58.14	0.1	58.14	2022	2018	7.1	0.01	NA
19102	Verizon Wireless-Fairfield MSC	Fairfield	Solano	NA	High	57.81	0.09	57.81	2022	2008	2.8	0	NA
19162	BMR-Pacific Research Center LP	Newark	Alameda	NA	High	57.39	0.09	57.39	2023	2003	3.1	0.9	NA
22869	Northland Control System	Fremont	Alameda	NA	High	56.89	0.08	56.89	2023	2015	5	0	NA
24058	Cytera Communications LLC SC9	Santa Clara	Santa Clara	NA	High	56.04	0.34	56.04	2022	2007	2.3	0	NA
13711	Pacific Bell Corp dba AT&T CA	Santa Clara	Santa Clara	NA	High	55.89	0.08	55.89	2022	2002	8.5	0.01	0
22938	Visual Concepts Entertainment	Novato	Marin	NA	High	54.86	0.08	54.86	2023	2015	0.8	0	NA
14314	Solano County Facilities	Fairfield	Solano	NA	High	53.96	0.08	53.96	2023	2017	2.4	0	NA
24060	Cytera Communications LLC SN2	Sunnyvale	Santa Clara	NA	High	53.78	0.08	53.78	2022	2009	9.96	0.01	NA
200760	Golden Cajun LLC	Santa Clara	Santa Clara	NA	High	53.32	0.08	53.32	2022	2018	9.4	0.01	NA
22974	Stack Infrastructure	San Jose	Santa Clara	NA	High	53.07	0.31	53.07	2022	2014	8.1	0	NA
13651	Mettler-Totedo Rainin LLC	Oakland	Alameda	NA	High	52.75	0.08	52.75	2023	2002	2.5	NA	NA
21535	Gap Inc	San Francisco	San Francisco	NA	High	52.62	0.08	52.62	2023	2015	1.7	0	NA
20775	SYNNEX Corporation	Fremont	Alameda	NA	High	52.45	0.08	52.45	2022	2015	2.1	0	NA
24059	Cytera Communications LLC SN1	Sunnyvale	Santa Clara	NA	High	51.56	0.08	51.56	2022	2005	9.99	0.01	NA
21397	AT&T Park Willie Mays Plaza	San Francisco	San Francisco	NA	High	50.13	0.07	50.13	2023	NA	NA	NA	NA
1941	Sonoma Developmental Center	Eldridge	Sonoma	NA	High	49.94	0.07	49.94	2022	1990	9	0	NA
200652	The Exchange	San Francisco	San Francisco	NA	High	49.31	0.09	49.31	2023	2018	3.2	0	NA
14691	Verizon Wireless Pleasanton Switch	Pleasanton	Alameda	NA	High	49.27	0.07	49.27	2023	2003	7	0.01	NA
13026	Pacific Gas & Electric	Fairfield	Solano	NA	High	49.23	0.07	49.23	2023	2008	5.6	0	NA
24535	NTT Global Data Centers Americas Inc	Santa Clara	Santa Clara	NA	High	49.22	0.11	49.22	2022	2020	2.31	0	NA
22322	CBRE Asset Services	Walnut Creek	Contra Costa	NA	High	48.25	0.07	48.25	2023	NA	NA	NA	NA

Facility Number	Facility Name ⁽¹⁾ (1)See pp. 18-21 of the TAC Control Program Annual Report for important context regarding this data.	City	County	Rule 11-18 Ranking	AB2588 Priority Ranking	Cancer PS	Chronic PS	PS	PS Year	HRA Year	Cancer Risk (chances in a million)	Chronic Hazard Index	Acute Hazard Index
7420	New Cingular Wireless dba AT&T Mobility ⁽¹⁾	Concord	Contra Costa	NA	High	47.2	0.07	47.2	2023	2016	10	0.01	NA
17290	City of Richmond (McDonald Ave S a)	Richmond	Contra Costa	NA	High	47.13	0.07	47.13	2022	NA	NA	NA	NA
16740	HCP LS Redwood City LLC	Redwood City	San Mateo	NA	High	46.6	0.07	46.6	2020	NA	NA	NA	NA
19779	Alameda County Public Works Agency	Hayward	Alameda	NA	High	46.55	0.08	46.55	2022	2009	9.9	0.9	NA
20126	Evocative	Santa Clara	Santa Clara	NA	High	46.32	0.07	46.32	2023	2013	3.1	NA	NA
19127	Parkmerced Investors LLC	San Francisco	San Francisco	NA	High	46.31	0.07	46.31	2022	2008	0.9	0	NA
202020	META	Sunnyvale	Santa Clara	NA	High	46.13	0.07	46.13	2023	2018	4.2	0	NA
25257	BMR-Gateway of Pacific III LP	South San Francisco	San Mateo	NA	High	44.89	0.19	44.89	2022	2021	1.3	0	0.04
13528	Pacific Bell	San Jose	Santa Clara	NA	High	44.69	0.07	44.69	2022	2012	3.5	0	0
19131	City of Sebastopol	Sebastopol	Sonoma	NA	High	44.69	0.07	44.69	2022	2009	9.2	0.01	NA
21607	State of California	San Francisco	San Francisco	NA	High	44.11	0.07	44.11	2023	NA	NA	NA	NA
19010	Quality Investment Properties Santa Clara LLC	Santa Clara	Santa Clara	NA	High	43.24	0.23	43.24	2023	NA	NA	NA	NA
200783	Amazon.com Services Inc. - SJC9	Brisbane	San Mateo	NA	High	42.79	0.06	42.79	2020	2017	4.6	0	NA
23223	Everest Infrastructure Partners - Mt. Diablo	Clayton	Contra Costa	NA	High	42.15	0.06	42.15	2022	NA	NA	NA	NA
201923	415 Natoma	San Francisco	San Francisco	NA	High	41.77	0.06	41.77	2022	NA	NA	NA	NA
15292	IKEA California LLC	East Palo Alto	San Mateo	NA	High	41.61	0.06	41.61	2023	2003	6.6	0.9	NA
13108	Vallejo Sanitation & Flood Control Dist	Vallejo	Solano	NA	High	41	0.06	41	2022	2004	1	0	NA
2073	City of Pacifica	Pacifica	San Mateo	NA	High	40.56	0.09	40.56	2022	NA	NA	NA	NA
22420	Restoration Management Company	Hayward	Alameda	NA	High	40.28	0.06	40.28	2023	2014	8.7	0.01	NA
201851	MILTENYI BIOTEC	San Jose	Santa Clara	NA	High	40.22	0.06	40.22	2022	2020	2.3	0	NA
202203	B Cellars Winery	Napa	Napa	NA	High	39.95	0.06	39.95	2023	2022	5.4	0	NA
19539	CoreSite Real Estate ⁽¹⁾	Santa Clara	Santa Clara	NA	High	39.85	0.26	39.85	2023	2021	38.4	0.03	0.01
201247	CADE at 13th Vineyard	Angwin	Napa	NA	High	39.64	0.06	39.64	2023	2020	9.9	0.9	NA
19019	Sonoma Police Department	Sonoma	Sonoma	NA	High	39.59	0.06	39.59	2023	2010	9.87	0.01	NA
17351	Napa Berryessa Resort Improvement District	Napa	Napa	NA	High	38.9	0.06	38.9	2020	2007	6.3	0	NA
22171	Sun Life Assurance Company of Canada c/o Alhouse Deaton	San Francisco	San Francisco	NA	High	38.49	0.06	38.49	2022	NA	NA	NA	NA
201620	SJSC Properties LLC	San Jose	Santa Clara	NA	High	37.93	0.06	37.93	2022	2019	NA	0	NA
24042	Vantage Data Centers Management Co	Santa Clara	Santa Clara	NA	High	37.79	0.19	37.79	2023	2022	8.64	0.01	0.02
201782	Elyse Winery	Napa	Napa	NA	High	37.69	0.06	37.69	2022	2019	3.2	0	NA
21827	City College of San Francisco	San Francisco	San Francisco	NA	High	37.62	0.06	37.62	2022	NA	NA	NA	NA
201943	Caltrans - Devil's Slide	Pacifica	San Mateo	NA	High	37.47	0.06	37.47	2021	2020	0.04	0	NA
19298	DataPipe Inc	San Jose	Santa Clara	NA	High	37.36	0.1	37.36	2020	NA	NA	NA	NA
23259	Piedmont Gardens	Oakland	Alameda	NA	High	37.34	0.07	37.34	2023	2022	4.1	0	NA
12743	MCI dba Verizon Business	Concord	Contra Costa	NA	High	36.9	0.05	36.9	2023	2001	9.99	NA	NA
19465	RNM Properties	Petaluma	Sonoma	NA	High	36.9	0.07	36.9	2015	2004	3.6	NA	NA
202310	Guardant Health at 3000 Hanover Palo Alto	Palo Alto	Santa Clara	NA	High	36.82	0.05	36.82	2023	2021	1.5	0	NA
201817	North Marin Water District	Novato	Marin	NA	High	36.51	0.05	36.51	2023	NA	NA	NA	NA
16043	City of Santa Rosa Subregional Utilities	Santa Rosa	Sonoma	NA	High	36.11	0.05	36.11	2023	2019	9.9	0.9	NA
17114	Alameda County Public Works Agency	Oakland	Alameda	NA	High	35.68	0.05	35.68	2023	NA	NA	NA	NA
19929	The Moscone Center	San Francisco	San Francisco	NA	High	35.31	0.05	35.31	2023	NA	NA	NA	NA
13513	AT&T ⁽¹⁾	San Bruno	San Mateo	NA	High	34.92	0.05	34.92	2022	2002	10	0.9	0
200744	Fremont Bank Livermore Operations	Livermore	Alameda	NA	High	34.59	0.05	34.59	2023	2021	0.75	0	NA
20788	City of Morgan Hill (E Dunne Booster)	Morgan Hill	Santa Clara	NA	High	34.44	0.05	34.44	2023	NA	NA	NA	NA
20809	Zone 7 Water Agency	Livermore	Alameda	NA	High	34.18	0.05	34.18	2023	NA	NA	NA	NA
13931	Alameda County GSA	Dublin	Alameda	NA	High	34.14	0.05	34.14	2022	NA	NA	NA	NA
201879	Meta Platforms Inc. - New 100	Newark	Alameda	NA	High	33.97	0.05	33.97	2022	2020	0.51	0	NA
201767	Outpost Wines	Angwin	Napa	NA	High	33.93	0.05	33.93	2022	2019	9.9	0	NA
201560	Related California	San Francisco	San Francisco	NA	High	33.91	0.05	33.91	2021	2019	6.7	0	NA
201718	Alexandria Real Estate	San Carlos	San Mateo	NA	High	33.91	0.05	33.91	2022	2019	1.4	0	NA
21029	Pacific Renaissance Plaza	Oakland	Alameda	NA	High	33.77	0.05	33.77	2023	NA	NA	NA	NA
20838	New Cingular Wireless dba AT&T Mobility	Saint Helena	Napa	NA	High	33.75	0.05	33.75	2022	2015	0.4	0	NA
24205	BP3-SF4 1000 Marina LLC	Brisbane	San Mateo	NA	High	33.46	0.05	33.46	2023	NA	NA	NA	NA
200477	T8 Urban Housing Associates LLC c/o Related Companies	San Francisco	San Francisco	NA	High	33.37	0.05	33.37	2022	2017	8.8	0	NA
202103	St Supery Winery	Saint Helena	Napa	NA	High	33.27	0.05	33.27	2023	NA	NA	NA	NA

Facility Number	Facility Name ⁽¹⁾ (1)See pp. 18-21 of the TAC Control Program Annual Report for important context regarding this data.	City	County	Rule 11-18 Ranking	AB2588 Priority Ranking	Cancer PS	Chronic PS	PS	PS Year	HRA Year	Cancer Risk (chances in a million)	Chronic Hazard Index	Acute Hazard Index
16242	Sonoma-Cutrer Vineyards	Windsor	Sonoma	NA	High	32.99	0.05	32.99	2023	NA	NA	NA	NA
200471	Frito Lay Inc.	Alameda	Alameda	NA	High	32.99	0.05	32.99	2018	2017	9.9	0.9	NA
18971	UCSF/CPFM	San Francisco	San Francisco	NA	High	32.74	0.05	32.74	2023	2008	8.4	0.9	NA
13594	Santa Clara Valley Water District - RWTP	Los Gatos	Santa Clara	NA	High	32.68	0.05	32.68	2023	NA	NA	NA	NA
14093	Verizon Business - HAWDCA	Hayward	Alameda	NA	High	32.36	0.05	32.36	2022	NA	NA	NA	NA
24664	101 Mission Strategic Venture LL	San Francisco	San Francisco	NA	High	32.28	0.05	32.28	2023	NA	NA	NA	NA
21830	BCP-CG 650 Property LLC c/o Beacon Capital Partners LLC	San Francisco	San Francisco	NA	High	32.03	0.05	32.03	2023	NA	NA	NA	NA
21978	Meta Platforms Inc. - FRE 126	Fremont	Alameda	NA	High	31.71	0.05	31.71	2022	2013	0.95	0	NA
201503	UC Davis Oakville Station	Napa	Napa	NA	High	31.68	0.05	31.68	2023	2019	9.9	0.01	NA
13187	East Bay Dischargers Authority	San Lorenzo	Alameda	NA	High	31.36	0.05	31.36	2023	NA	NA	NA	NA
19268	FibroGen	San Francisco	San Francisco	NA	High	31.3	0.05	31.3	2023	2009	7.7	0	NA
21916	The Maude & Mathilda R&D c/o Kilroy Realty L P	Sunnyvale	Santa Clara	NA	High	31.21	0.05	31.21	2023	2013	0.87	0	NA
13598	Comcast	San Jose	Santa Clara	NA	High	31.1	0.05	31.1	2023	2018	4.1	0	NA
200833	The Grad Student Housing	San Jose	Santa Clara	NA	High	31.06	0.05	31.06	2023	2019	4.5	0	NA
13900	Comcast Communications	Daly City	San Mateo	NA	High	30.97	0.05	30.97	2023	2004	3.2	0	NA
16234	County of Sonoma Juvenile Justice Center	Santa Rosa	Sonoma	NA	High	30.37	0.05	30.37	2023	2004	9.8	0.01	NA
200493	CCSF - OCME	San Francisco	San Francisco	NA	High	30.34	0.04	30.34	2023	2017	3.8	0	NA
24235	MRI San Francisco LLC	South San Francisco	San Mateo	NA	High	30.24	0.15	30.24	2023	2019	0.02	0	0.96
201662	Delaney Park Storm Drain - Emergency Generator	Oakley	Contra Costa	NA	High	30.13	0.04	30.13	2023	NA	NA	NA	NA
200691	41 Tehama LP	San Francisco	San Francisco	NA	High	29.89	0.04	29.89	2021	2017	9.7	0	NA
6426	Solano County Transit Operations	Vallejo	Solano	NA	High	29.41	0.04	29.41	2021	2017	5.8	0	NA
21386	Santa Rosa Jr College Campus (SRJC)	Petaluma	Sonoma	NA	High	29.36	0.04	29.36	2023	2012	1.3	0	NA
201314	Theorem Winery	Calistoga	Napa	NA	High	29.03	0.04	29.03	2022	2018	9.9	0	NA
22642	Rosewood Commons Property Owner LLC	Pleasanton	Alameda	NA	High	28.94	0.04	28.94	2023	NA	NA	NA	NA
24713	CCSF-TC & FSD	San Francisco	San Francisco	NA	High	28.94	0.04	28.94	2023	2020	0.15	0	NA
21400	Intelsat Corporation	Napa	Napa	NA	High	28.31	0.04	28.31	2022	2012	7.2	NA	NA
16735	Marvell Technology Group Ltd	Santa Clara	Santa Clara	NA	High	28.23	0.04	28.23	2023	NA	NA	NA	NA
201605	Duffy's Napa Valley Rehab	Calistoga	Napa	NA	High	28.16	0.04	28.16	2023	2019	9.9	0.01	NA
13062	Sysco San Francisco Inc	Fremont	Alameda	NA	High	28.07	0.04	28.07	2023	2001	1.7	0.9	0
201882	ARE-San Francisco No. 65 LLC	South San Francisco	San Mateo	NA	High	27.69	0.05	27.69	2023	2020	0.57	0	NA
19470	Westfield Valley Fair	Santa Clara	Santa Clara	NA	High	27.67	0.04	27.67	2018	2018	1.9	0	NA
22177	BTIG LLC	San Francisco	San Francisco	NA	High	27.59	0.05	27.59	2021	NA	NA	NA	NA
13340	Level 3 Communications LLC ⁽¹⁾	Sunnyvale	Santa Clara	NA	High	27.42	0.04	27.42	2022	2012	10	0.01	0
13515	AT&T	San Francisco	San Francisco	NA	High	27.16	0.04	27.16	2023	2006	6.3	0.9	0
12231	City of American Canyon	American Canyon	Napa	NA	High	27.12	0.11	27.12	2022	2021	4.26	0	NA
22135	S F Bay Area Rapid Transit District	Oakland	Alameda	NA	High	26.98	0.04	26.98	2023	2013	2.2	0	NA
18013	200 Paul Avenue LLC c/o Digital Realty Trust	San Francisco	San Francisco	NA	High	26.88	0.12	26.88	2022	2012	2.1	0	NA
12955	XO Communications Inc	Fremont	Alameda	NA	High	26.86	0.04	26.86	2023	2001	6	NA	NA
22052	Treat Towers Owner LLC	Walnut Creek	Contra Costa	NA	High	26.86	0.04	26.86	2022	NA	NA	NA	NA
201174	BNSF Railway Company	Brentwood	Contra Costa	NA	High	26.84	0.04	26.84	2022	NA	NA	NA	NA
14812	City of Vallejo Water Division	Suisun City	Solano	NA	High	26.73	0.04	26.73	2022	2002	9.9	0	NA
19770	City of San Bruno	San Bruno	San Mateo	NA	High	26.61	0.04	26.61	2023	NA	NA	NA	NA
10742	John Muir Medical Center	Walnut Creek	Contra Costa	NA	High	26.51	0.13	26.51	2022	2022	9.9	0	NA
21402	Forty Niners Stadium LLC	Santa Clara	Santa Clara	NA	High	26.39	0.04	26.39	2023	2012	1.5	0	NA
21808	San Jose Fire Dept / Accts Payable	San Jose	Santa Clara	NA	High	26.37	0.04	26.37	2023	NA	NA	NA	NA
14722	Verizon Business - SFCXCA	San Francisco	San Francisco	NA	High	26.36	0.04	26.36	2022	NA	NA	NA	NA
17019	Cadence Design Systems Inc	San Jose	Santa Clara	NA	High	26.19	0.17	26.19	2021	NA	NA	NA	NA
16248	Comcast of California IX Inc	Fremont	Alameda	NA	High	26.17	0.04	26.17	2023	2015	1.2	0	NA
21268	City of Millbrae - Utilities & Operations	Millbrae	San Mateo	NA	High	26.14	0.04	26.14	2023	NA	NA	NA	NA
200884	City of Walnut Creek	Walnut Creek	Contra Costa	NA	High	26.13	0.04	26.13	2023	NA	NA	NA	NA
13986	City of Santa Rosa Utilities Dept	Santa Rosa	Sonoma	NA	High	25.96	0.04	25.96	2022	NA	NA	NA	NA
22380	City of Brentwood	Brentwood	Contra Costa	NA	High	25.7	0.04	25.7	2022	2014	2	0.01	NA
20924	Juniper Networks	Sunnyvale	Santa Clara	NA	High	25.68	0.04	25.68	2023	2002	9.2	NA	NA
17546	Camino Medical Group-ASC Building	Mountain View	Santa Clara	NA	High	25.64	0.04	25.64	2023	2006	9.4	0.01	NA
200541	Workday	Pleasanton	Alameda	NA	High	25.47	0.04	25.47	2019	2017	2.6	0	NA
19931	K2 Pure Solutions Nocal LP	Pittsburg	Contra Costa	NA	High	4.28	25.25	25.25	2022	2009	2.2	0.03	0.38
12764	MCI dba Verizon Business	Dublin	Alameda	NA	High	25.07	0.04	25.07	2022	NA	NA	NA	NA

Facility Number	Facility Name ⁽¹⁾ (1)See pp. 18-21 of the TAC Control Program Annual Report for important context regarding this data.	City	County	Rule 11-18 Ranking	AB2588 Priority Ranking	Cancer PS	Chronic PS	PS	PS Year	HRA Year	Cancer Risk (chances in a million)	Chronic Hazard Index	Acute Hazard Index
22751	Google LLC	Mountain View	Santa Clara	NA	High	24.97	0.06	24.97	2023	2011	9.9	0.9	NA
25324	QuantumScape SJ3	San Jose	Santa Clara	NA	High	24.94	0.07	24.94	2021	NA	NA	NA	NA
16724	New Cingular Wireless dba AT&T Mobility	Santa Clara	Santa Clara	NA	High	24.86	0.04	24.86	2023	2002	1	0	NA
23016	HCP Oyster Point	South San Francisco	San Mateo	NA	High	24.84	0.11	24.84	2022	2017	7.5	0	NA
4007	Central Contra Costa Sanitary District	Orinda	Contra Costa	NA	High	24.77	0.1	24.77	2021	2021	0.79	0	0
202008	City of Newark	Newark	Alameda	NA	High	24.67	0.04	24.67	2023	2020	0.27	0	NA
19808	San Jose Water Company	Los Gatos	Santa Clara	NA	High	24.33	0.04	24.33	2023	NA	NA	NA	NA
17898	New San Francisco Federal Building	San Francisco	San Francisco	NA	High	23.96	0.04	23.96	2023	2006	9.99	0.01	NA
23190	Healthpeak Properties Inc. c/o CBRE	South San Francisco	San Mateo	NA	High	23.65	0.04	23.65	2022	2015	9.9	0	NA
18647	Alameda County Public Works Agency	Union City	Alameda	NA	High	23.6	0.03	23.6	2023	NA	NA	NA	NA
18242	Equinix LLC	Sunnyvale	Santa Clara	NA	High	23.58	0.09	23.58	2023	NA	NA	NA	NA
201802	Meta Platforms Inc. - MPK 62-63	Menlo Park	San Mateo	NA	High	23.52	0.03	23.52	2023	2019	1.7	0	NA
14125	Contra Costa County	Pittsburg	Contra Costa	NA	High	23.49	0.03	23.49	2023	NA	NA	NA	NA
24041	Copper Cane	Rutherford	Napa	NA	High	23.48	0.03	23.48	2020	NA	NA	NA	NA
202454	Eat Just - Tenant Improvement	Alameda	Alameda	NA	High	23.46	0.03	23.46	2023	2022	0.47	0	NA
20609	Timber Soma MC LP	Milpitas	Santa Clara	NA	High	23.33	0.03	23.33	2023	NA	NA	NA	NA
19493	American AgCredit FLCA	Santa Rosa	Sonoma	NA	High	23.29	0.03	23.29	2017	NA	NA	NA	NA
14944	City of Palo Alto	Palo Alto	Santa Clara	NA	High	23.14	0.03	23.14	2023	2019	9.9	0.9	NA
19974	City of Los Altos	Los Altos	Santa Clara	NA	High	23.12	0.03	23.12	2023	NA	NA	NA	NA
18039	Cisco Systems Inc	San Jose	Santa Clara	NA	High	23.08	0.03	23.08	2022	2008	5.3	0	NA
200566	Menlo Gateway Hotel	Menlo Park	San Mateo	NA	High	22.8	0.03	22.8	2022	2017	6	0	NA
14240	San Francisco Public Utilities Commission	South San Francisco	San Mateo	NA	High	22.76	0.1	22.76	2022	2005	9.9	0.1	0
200439	Mosser Company	San Francisco	San Francisco	NA	High	22.68	0.03	22.68	2019	2017	3.2	0	NA
24297	MCREFIN Rincon Hill LLC	San Francisco	San Francisco	NA	High	22.67	0.03	22.67	2023	2019	0.26	0	NA
22842	Contra Costa County Public Works Department	Martinez	Contra Costa	NA	High	22.62	0.03	22.62	2023	2015	1.2	0	NA
20504	Las Gallinas Valley Sanitary District	San Rafael	Marin	NA	High	22.49	0.03	22.49	2022	2011	2.8	0	NA
23664	BCORE Colleman Owner LLC	San Jose	Santa Clara	NA	High	22.43	0.03	22.43	2023	2023	5.9	0	NA
15958	Comcast Cable Corporation	San Rafael	Marin	NA	High	22.41	0.03	22.41	2023	NA	NA	NA	NA
21193	Comcast Cable	Santa Clara	Santa Clara	NA	High	22.3	0.03	22.3	2022	2020	3.1	0	NA
16127	Pacific Bell (dba: AT&T CA)	Pleasanton	Alameda	NA	High	22.04	0.03	22.04	2023	2007	6.7	0	NA
14825	Federal Aviation Administration	Mill Valley	Marin	NA	High	22.03	0.03	22.03	2023	2008	3.3	0	NA
24146	Best Fang Holdings LLC	San Jose	Santa Clara	NA	High	21.89	0.03	21.89	2023	NA	NA	NA	NA
200389	Gateway 80 Owner LP	Fairfield	Solano	NA	High	21.84	0.03	21.84	2022	2023	9.9	0	NA
21646	Guide Dogs for the Blind Inc	San Rafael	Marin	NA	High	21.71	0.03	21.71	2023	2018	7.2	0.02	NA
201806	Amazon USF 1 Santa Clara	Santa Clara	Santa Clara	NA	High	21.44	0.03	21.44	2023	2019	2.8	0	NA
23005	Olive Tree Manor LLC	Napa	Napa	NA	High	21.24	0.03	21.24	2023	2015	9.9	0.9	NA
19997	BCAL LMP Harrison Property LLC c/o Avison Young	Oakland	Alameda	NA	High	21.17	0.03	21.17	2023	NA	NA	NA	NA
13066	Pacific Bell Corp	San Jose	Santa Clara	NA	High	21.15	0.03	21.15	2022	NA	NA	NA	NA
19778	Alameda County Public Works Agency	Hayward	Alameda	NA	High	21.15	0.04	21.15	2022	2023	6.17	0	NA
14948	National Weather Service - SF Bay Area	Los Gatos	Santa Clara	NA	High	21.1	0.03	21.1	2022	NA	NA	NA	NA
202581	Senti Biosciences	Alameda	Alameda	NA	High	21.06	0.03	21.06	2023	2022	1.7	0	NA
22649	Caltrans	Oakland	Alameda	NA	High	21.02	0.13	21.02	2023	2017	9.9	0	NA
201789	Auberge du Soleil	Rutherford	Napa	NA	High	20.99	0.03	20.99	2022	2020	9.9	0	NA
14666	Ronald McDonald House at Stanford	Palo Alto	Santa Clara	NA	High	20.89	0.03	20.89	2023	NA	NA	NA	NA
17428	Quadrus Sand Hill LLC	Menlo Park	San Mateo	NA	High	20.82	0.03	20.82	2023	2005	0.6	NA	NA
16858	Sprint United Management Co	San Jose	Santa Clara	NA	High	20.76	0.03	20.76	2023	NA	NA	NA	NA
18292	Paradise Valley Estates	Fairfield	Solano	NA	High	20.25	0.03	20.25	2022	2007	8.4	0	NA
24096	Pacific Oak SOR 353 Sacramento St LLC	San Francisco	San Francisco	NA	High	20.19	0.03	20.19	2023	2021	0.83	0	NA
16421	City of San Jose SBWRP	San Jose	Santa Clara	NA	High	20.16	0.03	20.16	2022	2004	9.99	NA	NA
17156	City of Milpitas	Milpitas	Santa Clara	NA	High	20.15	0.03	20.15	2023	2010	9.97	0.01	NA
13101	Vallejo Sanitation & Flood Control Dist	Vallejo	Solano	NA	High	20	0.08	20	2022	NA	NA	NA	NA
2885	Union Sanitary Dist Newark PS	Newark	Alameda	NA	High	19.98	0.11	19.98	2022	2007	0.5	NA	NA
16851	SPRINT Envrn Health & Safety	San Francisco	San Francisco	NA	High	19.85	0.03	19.85	2023	NA	NA	NA	NA
200906	Sutter Home Winery Inc.	Saint Helena	Napa	NA	High	19.71	0.03	19.71	2023	NA	NA	NA	NA
19747	Aquarium of the Bay	San Francisco	San Francisco	NA	High	19.52	0.03	19.52	2023	NA	NA	NA	NA
23274	OnTrac Logistics Inc	Fremont	Alameda	NA	High	19.48	0.08	19.48	2023	2016	0.49	0	NA

Facility Number	Facility Name ⁽¹⁾ (1)See pp. 18-21 of the TAC Control Program Annual Report for important context regarding this data.	City	County	Rule 11-18 Ranking	AB2588 Priority Ranking	Cancer PS	Chronic PS	PS	PS Year	HRA Year	Cancer Risk (chances in a million)	Chronic Hazard Index	Acute Hazard Index
200909	Partnership Health Plan of California ⁽¹⁾	Fairfield	Solano	NA	High	19.46	0.03	19.46	2020	2018	9.99	1	NA
19939	Napa Sanitation District	Napa	Napa	NA	High	19.33	0.03	19.33	2023	2021	9.9	0	NA
23706	AXIS HOA	San Jose	Santa Clara	NA	High	19.3	0.03	19.3	2023	2008	3.4	0	NA
20560	City of Brisbane	Brisbane	San Mateo	NA	High	19.29	0.03	19.29	2023	NA	NA	NA	NA
201406	Residence Inn Berkeley	Berkeley	Alameda	NA	High	19.22	0.03	19.22	2022	2021	2.7	0	NA
201469	OLE Health South Napa Campus	Napa	Napa	NA	High	19.22	0.03	19.22	2023	2018	0.43	0	NA
202319	Cytera Communications LLC	Santa Clara	Santa Clara	NA	High	19.22	0.03	19.22	2023	2021	2.8	0	NA
202644	Sharks Ice at San Jose	San Jose	Santa Clara	NA	High	19.22	0.03	19.22	2023	NA	NA	NA	NA
21370	TransitAmerica Services Inc	San Francisco	San Francisco	NA	High	19.19	0.03	19.19	2022	2011	2.1	0	NA
16075	California State University East Bay	Hayward	Alameda	NA	High	19.09	0.03	19.09	2023	NA	NA	NA	NA
201704	NFD - Station 64	Novato	Marin	NA	High	19.09	0.03	19.09	2023	2019	0.6	0	NA
202590	Santa Rosa Hatchery	Santa Rosa	Sonoma	NA	High	19.09	0.03	19.09	2022	NA	NA	NA	NA
13987	City of Santa Rosa Utilities Dept	Santa Rosa	Sonoma	NA	High	18.96	0.03	18.96	2022	NA	NA	NA	NA
25036	Dawn US Holdings LLC dba Evoque Data Center	San Jose	Santa Clara	NA	High	18.9	0.03	18.9	2023	NA	NA	NA	NA
14785	City of San Mateo	San Mateo	San Mateo	NA	High	18.78	0.03	18.78	2023	NA	NA	NA	NA
22623	Cologix Inc. SV1	Santa Clara	Santa Clara	NA	High	18.74	0.03	18.74	2022	2016	9.91	0.01	NA
201908	ZD Wines LLC	Napa	Napa	NA	High	18.74	0.03	18.74	2023	NA	NA	NA	NA
14495	Santa Clara County Roads & Airports Dept	San Jose	Santa Clara	NA	High	18.73	0.03	18.73	2022	NA	NA	NA	NA
14476	City of Burlingame	Burlingame	San Mateo	NA	High	18.69	0.03	18.69	2023	NA	NA	NA	NA
13241	KGO Television ABC Inc	San Francisco	San Francisco	NA	High	18.65	0.03	18.65	2023	2001	7.2	NA	NA
14470	City of Burlingame	Burlingame	San Mateo	NA	High	18.62	0.03	18.62	2023	NA	NA	NA	NA
7297	The Home Depot Store #0633	Vallejo	Solano	NA	High	18.59	0.03	18.59	2023	NA	NA	NA	NA
202178	IF - 85th	Oakland	Alameda	NA	High	18.45	0.03	18.45	2023	2021	9.9	0	NA
20903	CoreSite	San Jose	Santa Clara	NA	High	18.42	0.03	18.42	2023	NA	NA	NA	NA
202375	WWCMC	Glen Ellen	Sonoma	NA	High	18.39	0.03	18.39	2022	2021	9.9	0	NA
200915	Hillsdale Shopping Center- North Block	San Mateo	San Mateo	NA	High	18.36	0.03	18.36	2022	2018	2.3	0	NA
15999	Frank Family Vineyards	Calistoga	Napa	NA	High	18.34	0.07	18.34	2022	2019	8.5	0	NA
14369	L3 Communications Randtron Antenna Systems	San Mateo	San Mateo	NA	High	18.3	0.03	18.3	2023	2005	3.6	0	NA
20009	Hayward Point Eden Business Center	Hayward	Alameda	NA	High	18.19	0.03	18.19	2023	2010	6.9	0	NA
22094	American Tower LLC - 89375-Starr Canyon Site	Morgan Hill	Santa Clara	NA	High	18.19	0.03	18.19	2023	2013	1.6	0	NA
202878	1173 Coleman Avenue (B3)	San Jose	Santa Clara	NA	High	18.15	0.03	18.15	2023	2023	2.3	0	NA
15101	AT&T Corporation	Redwood City	San Mateo	NA	High	18.01	0.03	18.01	2022	2012	9.9	NA	NA
17910	City of San Rafael Dept of Public Works	San Rafael	Marin	NA	High	18.01	0.04	18.01	2021	NA	NA	NA	NA
19924	The Irvine Company	San Jose	Santa Clara	NA	High	17.88	0.03	17.88	2023	2010	1.8	0	NA
19110	Richmond Hall of Justice (City of Richmond)	Richmond	Contra Costa	NA	High	17.87	0.03	17.87	2022	NA	NA	NA	NA
24673	600 California Owner LLC	San Francisco	San Francisco	NA	High	17.79	0.08	17.79	2023	NA	NA	NA	NA
18110	Level 3 Communications LLC	Oakland	Alameda	NA	High	17.74	0.03	17.74	2023	NA	NA	NA	NA
15906	1035 Market Street	San Francisco	San Francisco	NA	High	17.61	0.07	17.61	2018	2004	0.85	0	NA
20574	Digital Realty	Santa Clara	Santa Clara	NA	High	17.49	0.11	17.49	2021	2014	9.99	0.01	NA
201737	Marcassin Wine	Windsor	Sonoma	NA	High	17.48	0.03	17.48	2022	2019	0.36	0	NA
100768	Silver Oak Cellars	Oakville	Napa	NA	High	17.36	0.03	17.36	2023	2018	0.1	NA	NA
19793	San Jose Water Company	San Jose	Santa Clara	NA	High	17.31	0.03	17.31	2023	NA	NA	NA	NA
24313	Impact Transportation LLC	Oakland	Alameda	NA	High	0	17.27	17.27	2023	2019	NA	0.8	0.7
200563	Toyota Research Institute	Los Altos	Santa Clara	NA	High	17.24	0.03	17.24	2023	2018	4.3	0	NA
23683	NGM Biopharmaceuticals Inc	South San Francisco	San Mateo	NA	High	17.17	0.03	17.17	2023	2009	9.5	0.01	NA
13332	Level 3 Communications	San Martin	Santa Clara	NA	High	17.14	0.03	17.14	2022	2001	2.9	0	NA
19803	San Jose Water Company	San Jose	Santa Clara	NA	High	17.11	0.03	17.11	2023	2015	1.4	NA	NA
23068	Alvins Corner at Penny Lane	Campbell	Santa Clara	NA	High	17.05	0.03	17.05	2022	2015	9.99	0	NA
19792	San Jose Water Company	Los Gatos	Santa Clara	NA	High	17.01	0.03	17.01	2023	NA	NA	NA	NA
201699	Microsoft Corporation	Mountain View	Santa Clara	NA	High	16.98	0.03	16.98	2023	2019	1	0	NA
18067	Sanitary District No 2 of Marin County	Corte Madera	Marin	NA	High	16.91	0.03	16.91	2023	2007	9.7	0.01	NA
201827	Adverum	Redwood City	San Mateo	NA	High	16.89	0.03	16.89	2023	2019	1.8	0	NA
20078	Lowe's HIW Inc ⁽¹⁾	Vallejo	Solano	NA	High	16.8	0.02	16.8	2022	2010	10	0	NA
15612	Martin Building Company	San Francisco	San Francisco	NA	High	16.77	0.03	16.77	2015	NA	NA	NA	NA
201874	30 Otis	San Francisco	San Francisco	NA	High	16.72	0.03	16.72	2022	2020	1.5	0	NA
15362	George Roberts	Atherton	San Mateo	NA	High	16.66	0.02	16.66	2023	NA	NA	NA	NA
14475	City of Burlingame	Burlingame	San Mateo	NA	High	16.63	0.02	16.63	2023	2012	0.7	0	NA

Facility Number	Facility Name ⁽¹⁾ (1)See pp. 18-21 of the TAC Control Program Annual Report for important context regarding this data.	City	County	Rule 11-18 Ranking	AB2588 Priority Ranking	Cancer PS	Chronic PS	PS	PS Year	HRA Year	Cancer Risk (chances in a million)	Chronic Hazard Index	Acute Hazard Index
202457	Altitude Apartments	South San Francisco	San Mateo	NA	High	16.54	0.02	16.54	2022	2021	9.9	0	NA
19749	Brannan Owners Association	San Francisco	San Francisco	NA	High	16.47	0.02	16.47	2023	NA	NA	NA	NA
16003	Comcast of California IX Inc	Concord	Contra Costa	NA	High	16.42	0.02	16.42	2023	NA	NA	NA	NA
21870	Google LLC	Redwood City	San Mateo	NA	High	16.34	0.02	16.34	2022	NA	NA	NA	NA
17906	City of San Rafael Dept of Public Works	San Rafael	Marin	NA	High	16.31	0.03	16.31	2021	NA	NA	NA	NA
22634	Madrone Owner's Association	San Francisco	San Francisco	NA	High	16.29	0.02	16.29	2023	2011	5.9	0	NA
15647	AT&T	San Francisco	San Francisco	NA	High	16.18	0.02	16.18	2023	NA	NA	NA	NA
11699	Alameda County Water District	Fremont	Alameda	NA	High	16.09	0.02	16.09	2023	NA	NA	NA	NA
200693	Amtrak	Oakland	Alameda	NA	High	16.09	0.02	16.09	2022	2023	0.54	0	NA
16333	Verizon Wireless - Landess	Milpitas	Santa Clara	NA	High	16.07	0.02	16.07	2021	2004	1.7	NA	NA
21532	Le Meridien San Francisco	San Francisco	San Francisco	NA	High	16.07	0.04	16.07	2023	NA	NA	NA	NA
17573	San Francisco Municipal Railway	San Francisco	San Francisco	NA	High	16.03	0.02	16.03	2022	2006	1.58	0	NA
16795	Westfield San Francisco Center	San Francisco	San Francisco	NA	High	16.02	0.06	16.02	2020	2005	1.2	0.9	NA
202640	Woodside Fire Protection District - Interim Station 7	WEST MENLO PARK	San Mateo	NA	High	16.01	0.02	16.01	2023	2022	0.59	0	NA
14092	Pacific Bell Corporation	Milpitas	Santa Clara	NA	High	15.99	0.02	15.99	2022	2002	8.9	0.01	0
14242	City of St Helena LSWP	Saint Helena	Napa	NA	High	15.9	0.02	15.9	2022	NA	NA	NA	NA
21676	Evocative Data Centers	San Jose	Santa Clara	NA	High	15.88	0.02	15.88	2023	NA	NA	NA	NA
17976	Byron Bethany Irrigation District	Byron	Contra Costa	NA	High	15.87	0.02	15.87	2023	2008	5.8	0	NA
201768	Zeiss Innovation Center California	Dublin	Alameda	NA	High	15.87	0.02	15.87	2022	2020	2.2	0	NA
202021	BART Berryessa Station	San Jose	Santa Clara	NA	High	15.87	0.02	15.87	2022	2016	9.9	0.9	NA
13812	Oracle America	Santa Clara	Santa Clara	NA	High	15.79	0.02	15.79	2022	NA	NA	NA	NA
202376	Brasswood Estates	Calistoga	Napa	NA	High	15.71	0.02	15.71	2023	NA	NA	NA	NA
20570	Graton Fire Protection District	Sebastopol	Sonoma	NA	High	15.64	0.02	15.64	2023	2011	8.1	0	NA
21852	Exelixis Inc	Alameda	Alameda	NA	High	15.63	0.02	15.63	2023	NA	NA	NA	NA
21384	Stifel Nicolaus	San Francisco	San Francisco	NA	High	15.59	0.02	15.59	2023	NA	NA	NA	NA
13089	County of Santa Clara-Main Jail	San Jose	Santa Clara	NA	High	15.56	0.06	15.56	2019	NA	NA	NA	NA
15889	Dublin San Ramon Services District	Dublin	Alameda	NA	High	15.52	0.02	15.52	2023	2004	1.96	0	NA
201736	Holy Names University	Oakland	Alameda	NA	High	15.42	0.02	15.42	2022	2019	9.9	0.9	NA
830	Linear Technology Corporation	Milpitas	Santa Clara	NA	High	15.38	0.02	15.38	2022	NA	NA	NA	NA
22379	Preferred Freezer Services	San Leandro	Alameda	NA	High	15.29	0.02	15.29	2023	2014	1.3	0	NA
201726	O'Brien Estates	Napa	Napa	NA	High	15.26	0.02	15.26	2022	2019	9.9	0.9	NA
21843	CordeValle Resort	San Martin	Santa Clara	NA	High	15.24	0.02	15.24	2023	2013	8.7	0	NA
202162	1020 Atlantic	Alameda	Alameda	NA	High	15.15	0.02	15.15	2023	2021	9.9	0	NA
200601	GI ETS Shoreline LLC - 7000 Shoreline Ct	South San Francisco	San Mateo	NA	High	15.13	0.02	15.13	2023	2017	1.35	0	NA
18411	Sutter Health Enterprise Data Center dba Palo Alto Medical F	Sunnyvale	Santa Clara	NA	High	15.02	0.02	15.02	2020	2016	6.9	0	NA
24511	US Army Corps of Engineers	Sausalito	Marin	NA	High	15.02	0.04	15.02	2023	NA	NA	NA	NA
201401	AP3-SF3 CT NORTH LLC	South San Francisco	San Mateo	NA	High	15	0.03	15	2022	2018	0.59	0	NA
18557	John Muir Health	Concord	Contra Costa	NA	High	14.99	0.02	14.99	2023	NA	NA	NA	NA
202171	TBUSA	San Jose	Santa Clara	NA	High	14.99	0.02	14.99	2023	2021	1.6	0	NA
201796	Prologis 6 Livermore	Livermore	Alameda	NA	High	14.98	0.02	14.98	2023	2019	0.28	0	NA
14717	Verizon Business - SANFCA SFQCCA	San Francisco	San Francisco	NA	High	14.95	0.02	14.95	2022	NA	NA	NA	NA
11403	XILINX Inc ⁽¹⁾	San Jose	Santa Clara	NA	High	14.94	0.02	14.94	2023	2012	10	NA	NA
20555	Mercy Housing California	San Francisco	San Francisco	NA	High	14.92	0.02	14.92	2019	2011	6.8	0	NA
19558	One Kearny LLC	San Francisco	San Francisco	NA	High	14.91	0.02	14.91	2022	2009	2.5	0	NA
200822	Google LLC	Sunnyvale	Santa Clara	NA	High	14.91	0.02	14.91	2023	2018	1.2	0	NA
15291	Comcast Cable Corporation	Sebastopol	Sonoma	NA	High	14.83	0.02	14.83	2023	2003	2.84	NA	NA
14720	Verizon Business - FRMOCA	Fremont	Alameda	NA	High	14.79	0.02	14.79	2022	NA	NA	NA	NA
8175	The Home Depot Store #0643	El Cerrito	Contra Costa	NA	High	14.72	0.02	14.72	2023	2010	6.6	0.01	NA
17876	Solano Irrigation District	Fairfield	Solano	NA	High	14.7	0.02	14.7	2023	NA	NA	NA	NA
12763	Verizon Business ⁽¹⁾	San Jose	Santa Clara	NA	High	14.62	0.06	14.62	2023	2012	10	NA	NA
201021	Groth Vineyards	Napa	Napa	NA	High	14.62	0.02	14.62	2023	2019	9.9	0	NA
201322	Pink Sunset	Atherton	San Mateo	NA	High	14.61	0.02	14.61	2022	2021	9.9	0	NA
20586	Digital 720 2nd LLC	Oakland	Alameda	NA	High	14.59	0.05	14.59	2023	2007	9.45	0.01	NA
16422	City of San Jose SBWRP	San Jose	Santa Clara	NA	High	14.57	0.02	14.57	2022	2004	9.93	0	NA
23544	Prothena Biosciences Inc	South San Francisco	San Mateo	NA	High	14.55	0.02	14.55	2023	2009	8.3	0.01	NA
16620	Embassy Suites Hotel	San Rafael	Marin	NA	High	14.48	0.02	14.48	2023	NA	NA	NA	NA
21938	Caltrans Maintenance Station	San Martin	Santa Clara	NA	High	14.48	0.02	14.48	2016	NA	NA	NA	NA
201226	Aralon Properties	South San Francisco	San Mateo	NA	High	14.42	0.02	14.42	2020	NA	NA	NA	NA
22523	Canyon Ranch Wellness Retreat	Woodside	San Mateo	NA	High	14.41	0.02	14.41	2023	2009	8.93	0.01	NA

Facility Number	Facility Name ⁽¹⁾ (1)See pp. 18-21 of the TAC Control Program Annual Report for important context regarding this data.	City	County	Rule 11-18 Ranking	AB2588 Priority Ranking	Cancer PS	Chronic PS	PS	PS Year	HRA Year	Cancer Risk (chances in a million)	Chronic Hazard Index	Acute Hazard Index
22190	California Water Service Company	Los Altos Hills	Santa Clara	NA	High	14.37	0.02	14.37	2023	2014	9.9	0	NA
21036	701 Gateway Center LLC	South San Francisco	San Mateo	NA	High	14.33	0.02	14.33	2023	NA	NA	NA	NA
23946	Hudson Concourse LLC	San Jose	Santa Clara	NA	High	14.26	0.05	14.26	2023	NA	NA	NA	NA
22157	Fortinet Inc	Sunnyvale	Santa Clara	NA	High	14.25	0.02	14.25	2023	2013	5.89	0	NA
17864	Peralta Community College District	Berkeley	Alameda	NA	High	14.24	0.02	14.24	2022	2006	1.59	0	NA
202501	Cade Estate Winery	Angwin	Napa	NA	High	14.24	0.02	14.24	2022	NA	NA	NA	NA
22740	Las Gallinas Valley Sanitary District	San Rafael	Marin	NA	High	14.21	0.06	14.21	2021	2015	9.99	0	NA
22035	Lakeshore Residential Owners Assoc	Discovery Bay	Contra Costa	NA	High	14.2	0.02	14.2	2023	NA	NA	NA	NA
21835	Menlo Park Fire	Menlo Park	San Mateo	NA	High	14.18	0.02	14.18	2023	NA	NA	NA	NA
200784	FN Cellars Inc.	Oakville	Napa	NA	High	14.15	0.02	14.15	2023	2019	9.9	0.9	NA
201872	CBRE	South San Francisco	San Mateo	NA	High	14.15	0.02	14.15	2022	2020	9.9	0	NA
23653	939 Ellis Street LLC	San Francisco	San Francisco	NA	High	14.13	0.02	14.13	2022	2017	1.8	0	NA
15233	Verizon Wireless-Yountville ⁽¹⁾	Yountville	Napa	NA	High	14.11	0.02	14.11	2023	2003	10	NA	NA
13483	AT&T California	Napa	Napa	NA	High	14.09	0.02	14.09	2022	NA	NA	NA	NA
24097	706 Mission Center Association	San Francisco	San Francisco	NA	High	14.09	0.02	14.09	2022	2018	4.6	0	NA
19236	County of Marin	San Rafael	Marin	NA	High	14.06	0.02	14.06	2022	2008	9.2	0.01	NA
22032	Jamestown Concord Tech Bldg c/o SRP Mgmt Inc	Concord	Contra Costa	NA	High	14.04	0.05	14.04	2022	2012	6.4	NA	NA
202512	The Forum at Rancho San Antonio	Cupertino	Santa Clara	NA	High	13.99	0.02	13.99	2022	2022	1.7	0	NA
13351	Rector Water Treatment Plant	Yountville	Napa	NA	High	13.85	0.02	13.85	2022	NA	NA	NA	NA
13721	EBMUD San Pablo Water Treatment Plant	Kensington	Contra Costa	NA	High	13.84	0.02	13.84	2023	2020	4.7	0	NA
20179	Mentor Graphics	Fremont	Alameda	NA	High	13.73	0.02	13.73	2023	NA	NA	NA	NA
201378	Four Seasons Resort & Residences Napa Valley	Calistoga	Napa	NA	High	13.71	0.02	13.71	2023	2023	3.5	0	0.72
22348	SoMa Square Apartments	San Francisco	San Francisco	NA	High	13.7	0.03	13.7	2015	NA	NA	NA	NA
202241	Zone 2.3 Pump Station	Brentwood	Contra Costa	NA	High	13.7	0.02	13.7	2022	NA	NA	NA	NA
21615	City & County of SF (Real Estate Div)	San Francisco	San Francisco	NA	High	13.69	0.02	13.69	2021	2019	9.9	0.9	NA
11764	Bay Area Rapid Transit District	Oakland	Alameda	NA	High	13.67	0.02	13.67	2023	2012	7.7	0.01	NA
23204	United Natural Foods Inc (UNFI) ⁽¹⁾	Gilroy	Santa Clara	NA	High	13.66	0.02	13.66	2023	2016	9.99	1	NA
23432	Kaiser Permanente	Livermore	Alameda	NA	High	13.58	0.02	13.58	2022	NA	NA	NA	NA
200419	Meta Platforms Inc. - MPK 60-61	Menlo Park	San Mateo	NA	High	13.58	0.02	13.58	2022	2016	9.9	0.9	NA
20985	Sunny View Retirement Community	Cupertino	Santa Clara	NA	High	13.57	0.05	13.57	2023	2019	6.6	0	NA
201658	Allogene Therapeutics Inc.	South San Francisco	San Mateo	NA	High	13.57	0.02	13.57	2023	2019	1.8	0	NA
18111	Level 3 Communications	Santa Clara	Santa Clara	NA	High	13.54	0.02	13.54	2023	NA	NA	NA	NA
23940	Chateau Montelena	Calistoga	Napa	NA	High	13.51	0.53	13.51	2023	NA	NA	NA	NA
21506	TIAA c/o CAC Real Estate Management Co Inc	San Francisco	San Francisco	NA	High	13.49	0.02	13.49	2023	NA	NA	NA	NA
201270	Shorenstein Realty Services L.P.	San Francisco	San Francisco	NA	High	13.48	0.02	13.48	2023	NA	NA	NA	NA
14789	Silicon Valley Clean Water Menlo Park Pump Stn	Menlo Park	San Mateo	NA	High	13.45	0.02	13.45	2023	NA	NA	NA	NA
24908	Google 500 Logue	Mountain View	Santa Clara	NA	High	13.36	0.02	13.36	2023	NA	NA	NA	NA
202016	Facebook Inc.	Burlingame	San Mateo	NA	High	13.36	0.02	13.36	2022	2020	9.9	0	NA
20228	Amazon Data Services Inc	Hayward	Alameda	NA	High	13.34	0.07	13.34	2023	2014	2.9	0.03	NA
22860	Google Inc	Redwood City	San Mateo	NA	High	13.19	0.02	13.19	2023	NA	NA	NA	NA
13742	East Bay Municipal Utility Dist	Richmond	Contra Costa	NA	High	13.17	0.04	13.17	2022	2005	0.7	0	NA
10739	AT&T	Rohnert Park	Sonoma	NA	High	13.11	0.02	13.11	2022	NA	NA	NA	NA
15449	Pacific Bell	Santa Rosa	Sonoma	NA	High	13.11	0.02	13.11	2023	NA	NA	NA	NA
17155	City of Milpitas	Milpitas	Santa Clara	NA	High	13.1	0.02	13.1	2023	NA	NA	NA	NA
17675	Sheriff's Dept County Jail 1 & 2	San Francisco	San Francisco	NA	High	13.09	0.02	13.09	2023	NA	NA	NA	NA
20248	CIM Group Properties	Oakland	Alameda	NA	High	13.04	0.02	13.04	2020	2016	9.7	0.01	NA
22058	KRE 1221 Broadway Owners LLC	Oakland	Alameda	NA	High	13.01	0.02	13.01	2022	2001	0.4	0	NA
20098	Kaiser Permanente	Pleasanton	Alameda	NA	High	13	0.02	13	2023	NA	NA	NA	NA
201897	Viamonte Senior Living 1 Inc.	Walnut Creek	Contra Costa	NA	High	13	0.02	13	2022	2020	7.1	0	NA
16028	BCSP Crossroads Property LLC c/o JLL	San Mateo	San Mateo	NA	High	12.92	0.02	12.92	2023	NA	NA	NA	NA
16627	Worldpac	Newark	Alameda	NA	High	12.89	0.05	12.89	2017	NA	NA	NA	NA
20461	The Pyramid Center	San Francisco	San Francisco	NA	High	12.88	0.05	12.88	2021	2017	0.81	0	NA
23580	One Rincon Tower 2 Association	San Francisco	San Francisco	NA	High	12.85	0.02	12.85	2023	2014	3.9	0	NA

Facility Number	Facility Name ⁽¹⁾ (1)See pp. 18-21 of the TAC Control Program Annual Report for important context regarding this data.	City	County	Rule 11-18 Ranking	AB2588 Priority Ranking	Cancer PS	Chronic PS	PS	PS Year	HRA Year	Cancer Risk (chances in a million)	Chronic Hazard Index	Acute Hazard Index
13491	AT&T	Mountain View	Santa Clara	NA	High	12.75	0.02	12.75	2022	2003	1.1	0	0
20039	Atria Senior Living Group	Novato	Marin	NA	High	12.75	0.02	12.75	2023	NA	NA	NA	NA
13487	Pacific Bell	Martinez	Contra Costa	NA	High	12.74	0.02	12.74	2022	2004	9.9	0	NA
201891	Realm Cellars	Napa	Napa	NA	High	12.71	0.02	12.71	2022	2020	9.9	0	NA
21612	CCSF - 25VN	San Francisco	San Francisco	NA	High	12.7	0.06	12.7	2021	2018	3.3	0	NA
200662	Shafer Vineyards	Napa	Napa	NA	High	12.7	0.02	12.7	2023	2020	9.9	0	NA
21325	Marin Municipal Water District	Fairfax	Marin	NA	High	12.59	0.02	12.59	2023	NA	NA	NA	NA
200396	LinkedIn Corporation	Mountain View	Santa Clara	NA	High	12.59	0.02	12.59	2023	2019	3.7	0	NA
17649	Alexandria Real Estate Equities Inc	South San Francisco	San Mateo	NA	High	12.57	0.02	12.57	2020	2018	3.1	0	NA
200402	San Jose Water Company	San Jose	Santa Clara	NA	High	12.57	0.02	12.57	2023	2017	2.8	0	NA
22624	Golub Real Estate Corporation	San Francisco	San Francisco	NA	High	12.55	0.02	12.55	2023	2014	1.2	0	NA
200923	Marin Community College District	Novato	Marin	NA	High	12.49	0.02	12.49	2023	NA	NA	NA	NA
15812	One Bush Inc c/o Property Management	San Francisco	San Francisco	NA	High	12.45	0.02	12.45	2022	NA	NA	NA	NA
20685	Ariba	Sunnyvale	Santa Clara	NA	High	12.45	0.06	12.45	2015	2011	9.6	0	NA
14316	Judicial Council of California JCC 48-A1	Fairfield	Solano	NA	High	12.44	0.02	12.44	2023	2010	0.9	0	NA
13866	City of SSF Water Quality Plant	South San Francisco	San Mateo	NA	High	12.43	0.02	12.43	2023	2004	9.7	NA	NA
16370	San Francisco Public Library	San Francisco	San Francisco	NA	High	12.43	0.02	12.43	2022	NA	NA	NA	NA
201735	San Rafael Public Safety Center	San Rafael	Marin	NA	High	12.43	0.02	12.43	2023	2019	9.9	0.01	NA
10704	AT&T	Palo Alto	Santa Clara	NA	High	12.39	0.02	12.39	2022	NA	NA	NA	NA
16866	County of Sonoma	Santa Rosa	Sonoma	NA	High	12.28	0.02	12.28	2023	NA	NA	NA	NA
13466	Pacific Bell	San Jose	Santa Clara	NA	High	12.26	0.02	12.26	2022	NA	NA	NA	NA
14064	Central Contra Costa Sanitary District	Martinez	Contra Costa	NA	High	12.26	0.02	12.26	2023	NA	NA	NA	NA
201972	Hamel Family Wines	Sonoma	Sonoma	NA	High	12.26	0.02	12.26	2022	2020	9.9	0	NA
202012	Marciano Winery	Saint Helena	Napa	NA	High	12.26	0.02	12.26	2022	2020	9.9	0	NA
201289	Meyer Corporation	Fairfield	Solano	NA	High	12.23	0.02	12.23	2023	2019	9.9	0.01	NA
201804	Real Social Good Investments	Menlo Park	San Mateo	NA	High	12.22	0.02	12.22	2023	2020	9.9	0	NA
14285	U S Army Garrison Camp Parks	Dublin	Alameda	NA	High	12.19	0.08	12.19	2022	NA	NA	NA	NA
18192	Minaris Regenerative Medicine	Mountain View	Santa Clara	NA	High	12.13	0.02	12.13	2023	2007	9.9	0.01	NA
17152	City of Milpitas	Milpitas	Santa Clara	NA	High	12.12	0.02	12.12	2023	NA	NA	NA	NA
16747	Reutlinger Community For Jewish Living	Danville	Contra Costa	NA	High	12.11	0.02	12.11	2023	NA	NA	NA	NA
23395	KBSill Almaden Financial Plaza LC	San Jose	Santa Clara	NA	High	12.1	0.02	12.1	2023	NA	NA	NA	NA
16385	San Rafael Sanitation District	San Rafael	Marin	NA	High	12.08	0.02	12.08	2022	NA	NA	NA	NA
201971	Repris Wines	Sonoma	Sonoma	NA	High	12.08	0.02	12.08	2022	NA	NA	NA	NA
202077	GI TC Perry Park LLC	Sunnyvale	Santa Clara	NA	High	12.08	0.02	12.08	2022	2020	6.3	0	NA
21575	Macy's Inc (UNION SQUARE)	San Francisco	San Francisco	NA	High	11.98	0.02	11.98	2019	NA	NA	NA	NA
16845	T-Mobile - Brisbane Satelite	Brisbane	San Mateo	NA	High	11.9	0.02	11.9	2023	NA	NA	NA	NA
201384	Pure Storage Inc.	Santa Clara	Santa Clara	NA	High	11.86	0.02	11.86	2022	2018	3	0	NA
13485	AT&T	Livermore	Alameda	NA	High	11.79	0.02	11.79	2023	2008	7.8	0.01	NA
13984	City of Santa Rosa Utilities Dept	Santa Rosa	Sonoma	NA	High	11.79	0.02	11.79	2022	2015	9.99	0	NA
202546	Restaurant Depot	Concord	Contra Costa	NA	High	11.79	0.02	11.79	2023	NA	NA	NA	NA
17373	Verizon Wireless (Windfarm)	Livermore	Alameda	NA	High	11.66	0.02	11.66	2023	NA	NA	NA	NA
23302	Arcus Biosciences	Hayward	Alameda	NA	High	11.66	0.02	11.66	2023	NA	NA	NA	NA
19179	MacroGenics West Inc	South San Francisco	San Mateo	NA	High	11.65	0.02	11.65	2015	NA	NA	NA	NA
21222	Kilroy Realty LP	San Francisco	San Francisco	NA	High	11.65	0.02	11.65	2023	NA	NA	NA	NA
12728	Waste Management Inc	San Leandro	Alameda	NA	High	11.61	0.4	11.61	2022	2022	5.9	0.09	NA
201780	Pope Valley Winery	Pope Valley	Napa	NA	High	11.61	0.02	11.61	2022	NA	NA	NA	NA
23528	Brand Winery	Saint Helena	Napa	NA	High	11.5	0.02	11.5	2022	2016	9.9	0	NA
8998	West Valley Community College	Saratoga	Santa Clara	NA	High	11.49	0.05	11.49	2022	2011	9.9	0	NA
22658	Element Critical	Sunnyvale	Santa Clara	NA	High	11.49	0.02	11.49	2022	NA	NA	NA	NA
21908	Federal Bureau of Prisons	Dublin	Alameda	NA	High	11.42	0.02	11.42	2023	NA	NA	NA	NA
14502	City of Oakland Envir Scvs Division	Oakland	Alameda	NA	High	11.35	0.02	11.35	2022	NA	NA	NA	NA
20968	Guardant Health Inc.	Redwood City	San Mateo	NA	High	11.29	0.02	11.29	2023	2019	9.9	0.9	NA
20233	488 Almaden Owner LLC	San Jose	Santa Clara	NA	High	11.24	0.02	11.24	2023	2007	2	0	NA
21157	GC Net Lease San Carlos Investors LLC c/o Transwestern	San Carlos	San Mateo	NA	High	11.24	0.02	11.24	2020	NA	NA	NA	NA
22201	BXP Mission 535 LLC c/o Boston Properties Limited	San Francisco	San Francisco	NA	High	11.24	0.02	11.24	2022	2014	5.6	0	NA
13521	Pacific Bell	San Francisco	San Francisco	NA	High	11.2	0.02	11.2	2022	2006	4.1	0	NA

Facility Number	Facility Name ⁽¹⁾ (1)See pp. 18-21 of the TAC Control Program Annual Report for important context regarding this data.	City	County	Rule 11-18 Ranking	AB2588 Priority Ranking	Cancer PS	Chronic PS	PS	PS Year	HRA Year	Cancer Risk (chances in a million)	Chronic Hazard Index	Acute Hazard Index
202790	Janssen Research and Development LLC	Brisbane	San Mateo	NA	High	11.2	0.02	11.2	2022	NA	NA	NA	NA
23216	Hudson Skyport Plaza LLC	San Jose	Santa Clara	NA	High	11.19	0.02	11.19	2022	2003	9.7	0	NA
25083	Market Center Owner LP	San Francisco	San Francisco	NA	High	11.16	0.02	11.16	2023	NA	NA	NA	NA
201667	2 West Santa Clara Street	San Jose	Santa Clara	NA	High	11.14	0.02	11.14	2023	2019	2.4	0	NA
202258	Enovix	Fremont	Alameda	NA	High	11.14	0.02	11.14	2022	2021	9.9	0	NA
202260	1180 Main Office Building	Redwood City	San Mateo	NA	High	11.14	0.02	11.14	2023	NA	NA	NA	NA
201316	Hundred Acre Wine Group - St. Helena	Saint Helena	Napa	NA	High	11.11	0.02	11.11	2023	2023	9.9	0	NA
12765	MCI dba Verizon Business	Oakland	Alameda	NA	High	11.07	0.02	11.07	2023	2000	4	NA	NA
18486	San Jose Fire Dept	San Jose	Santa Clara	NA	High	11.03	0.02	11.03	2023	2007	2.6	0	NA
202478	Spirit Rock Meditation Center	Woodacre	Marin	NA	High	11.01	0.02	11.01	2023	2023	9.9	0	NA
202131	Harrison Holdings LLC	Sausalito	Marin	NA	High	10.96	0.02	10.96	2023	NA	NA	NA	NA
17986	Joseph Phelps Vineyards LLC	Freestone	Sonoma	NA	High	10.95	0.02	10.95	2023	2006	2.4	0	NA
19325	Swissport Fueling Inc	Oakland	Alameda	NA	High	10.91	0.04	10.91	2021	2011	8.1	0.9	NA
14425	345 California LP c/o Cushman & Wakefield of CA	San Francisco	San Francisco	NA	High	10.89	0.02	10.89	2023	NA	NA	NA	NA
12936	Franklin Templeton Companies Inc	San Mateo	San Mateo	NA	High	10.86	0.04	10.86	2017	NA	NA	NA	NA
14200	XO Communications Services LLC	Fremont	Alameda	NA	High	10.85	0.02	10.85	2022	NA	NA	NA	NA
19716	City of San Jose Fire Station # 2 /Accts Payable	San Jose	Santa Clara	NA	High	10.85	0.02	10.85	2021	2009	5.8	0	NA
16652	Hudson Metro Plaza LLC	San Jose	Santa Clara	NA	High	10.83	0.02	10.83	2023	NA	NA	NA	NA
200776	Kodiak Sciences Inc.	Palo Alto	Santa Clara	NA	High	10.82	0.02	10.82	2023	2017	6.8	0	NA
3739	Sutter Bay Hospitals dba Alta Bates Summit Medical Center	Berkeley	Alameda	NA	High	10.81	0.02	10.81	2023	NA	NA	NA	NA
22407	Kistler Winery-Tasting Room	Forestville	Sonoma	NA	High	10.81	0.02	10.81	2023	2014	2.5	0	NA
7421	Pacific Bell	Fremont	Alameda	NA	High	10.75	0.02	10.75	2022	NA	NA	NA	NA
201727	SFPUC - Yerba Buena Island	San Francisco	San Francisco	NA	High	10.73	0.02	10.73	2023	2022	1	0	NA
22102	Southern Wine And Spirits	Union City	Alameda	NA	High	10.69	0.02	10.69	2023	2013	2.8	0	NA
200508	Karius	Redwood City	San Mateo	NA	High	10.69	0.02	10.69	2023	NA	NA	NA	NA
201672	One Hope Winery	Napa	Napa	NA	High	10.69	0.02	10.69	2023	2019	9.9	0	NA
21522	San Francisco Housing Authority	San Francisco	San Francisco	NA	High	10.64	0.03	10.64	2015	NA	NA	NA	NA
20720	San Francisco Public Utilities Commission	San Francisco	San Francisco	NA	High	10.62	0.02	10.62	2023	2020	2	0	NA
22375	Amazon Data Services Inc.	Santa Clara	Santa Clara	NA	High	10.62	0.07	10.62	2023	2015	9.8	0.01	NA
201755	Hourglass Winery	Calistoga	Napa	NA	High	10.57	0.02	10.57	2020	2019	9.9	0.9	NA
21100	Siemens Medical Solutions USA Inc	Mountain View	Santa Clara	NA	High	10.56	0.02	10.56	2022	NA	NA	NA	NA
21247	San Rafael Sanitation District	San Rafael	Marin	NA	High	10.56	0.02	10.56	2023	NA	NA	NA	NA
21542	Verizon Wireless-Mare Island North	Vallejo	Solano	NA	High	10.56	0.39	10.56	2022	NA	NA	NA	NA
22785	Kilroy Realty Corporation	San Francisco	San Francisco	NA	High	10.56	0.02	10.56	2023	2014	1.6	0	NA
202183	ASUS	Fremont	Alameda	NA	High	10.52	0.02	10.52	2023	NA	NA	NA	NA
20013	Mpower Communications / Telepacific	Oakland	Alameda	NA	High	10.5	0.02	10.5	2023	NA	NA	NA	NA
17584	Alexandria Real Estate Equities Inc	South San Francisco	San Mateo	NA	High	10.48	0.02	10.48	2023	2006	2.1	0	NA
202281	601 California Street (International Building)	San Francisco	San Francisco	NA	High	10.46	0.02	10.46	2023	NA	NA	NA	NA
21478	San Francisco Federal Reserve Bank	San Francisco	San Francisco	NA	High	10.45	0.02	10.45	2023	NA	NA	NA	NA
14611	California Water Service Company	Livermore	Alameda	NA	High	10.39	0.02	10.39	2023	2018	6.7	0	NA
19323	555 YVR LLC	Walnut Creek	Contra Costa	NA	High	10.36	0.02	10.36	2022	2008	3.2	0	NA
22286	Sansome Holdings LP c/o CBRE	San Francisco	San Francisco	NA	High	10.34	0.02	10.34	2023	NA	NA	NA	NA
19472	Northgate Mall	San Rafael	Marin	NA	High	10.31	0.02	10.31	2023	2009	4.9	0	NA
22144	Irvine Company Office Properties	Santa Clara	Santa Clara	NA	High	10.31	0.02	10.31	2022	2013	0.2	0	NA
14088	Sutter Bay Hospitals dba Sutter Delta Medical Cent	Antioch	Contra Costa	NA	High	10.23	0.02	10.23	2023	NA	NA	NA	NA
21450	Geary Market Investment Co	San Francisco	San Francisco	NA	High	10.23	0.02	10.23	2023	NA	NA	NA	NA
201688	Stonestown Anchor Acquisition LP	San Francisco	San Francisco	NA	High	10.23	0.02	10.23	2021	2019	9.9	0.9	NA
19966	San Francisco Unified School Dist (SFUSD)	San Francisco	San Francisco	NA	High	10.21	0.02	10.21	2023	2010	7.8	0.01	NA
25053	Standford Health Care	Castro Valley	Alameda	NA	High	10.19	0.05	10.19	2022	2020	1.4	0	NA
20611	EQUINIX-SV8	Palo Alto	Santa Clara	NA	High	10.17	0.06	10.17	2022	2014	9.2	0.01	NA
21428	City of Fremont-Fire Station #5	Fremont	Alameda	NA	High	10.16	0.02	10.16	2022	NA	NA	NA	NA
19091	San Francisco Public Utilities Commission	San Francisco	San Francisco	NA	High	10.15	0.02	10.15	2022	NA	NA	NA	NA
200385	SF Police Credit Union ⁽¹⁾	San Bruno	San Mateo	NA	High	10.13	0.02	10.13	2023	2016	9.99	1	NA
201183	Alexander Station Apartments ⁽¹⁾	Gilroy	Santa Clara	NA	High	10.13	0.02	10.13	2021	2018	9.99	1	NA

Facility Number	Facility Name ⁽¹⁾ (1)See pp. 18-21 of the TAC Control Program Annual Report for important context regarding this data.	City	County	Rule 11-18 Ranking	AB2588 Priority Ranking	Cancer PS	Chronic PS	PS	PS Year	HRA Year	Cancer Risk (chances in a million)	Chronic Hazard Index	Acute Hazard Index
200431	Seed Testing Real Estate II	Gilroy	Santa Clara	NA	High	10.12	0.02	10.12	2021	2019	9.9	0.9	NA
20196	CPFB Tenant LLC/Cavallo Point Lodge	Sausalito	Marin	NA	High	10.11	0.01	10.11	2023	2010	0.94	0	NA
20656	City Of Brentwood	Brentwood	Contra Costa	NA	High	10.1	0.01	10.1	2023	2020	1.7	0	NA
19405	Fairfield Fire	Fairfield	Solano	NA	High	10.07	0.01	10.07	2023	2009	1	0	NA
201679	Santa Rosa Junior College	Santa Rosa	Sonoma	NA	High	10.07	0.01	10.07	2022	2019	9.9	0	NA
1430	Nazareth House of San Rafael	San Rafael	Marin	NA	High	10.05	0.01	10.05	2021	2013	8.3	0	NA
18227	City of Gilroy	Gilroy	Santa Clara	NA	High	10.05	0.01	10.05	2021	2007	9.3	0.01	NA
14672	SEECON Investments	Concord	Contra Costa	NA	High	10.03	0.01	10.03	2023	NA	NA	NA	NA

Table B-4. (Remaining) Intermediate Priority Facilities Not in Any Review Phase

Facility Number	Facility Name ⁽¹⁾ (1)See pp. 18-21 of the TAC Control Program Annual Report for important context regarding this data.	City	County	Rule 11-18 Ranking	AB2588 Priority Ranking	Cancer PS	Chronic PS	PS	PS Year	HRA Year	Cancer Risk (chances in a million)	Chronic Hazard Index	Acute Hazard Index
16552	Contra Costa Water District	Concord	Contra Costa	NA	Intermediate	10	0.01	10	2023	2005	2.2	NA	NA
23814	PayPal Inc	San Jose	Santa Clara	NA	Intermediate	9.95	0.01	9.95	2023	2019	9.9	0.9	NA
200628	City of Union City	Union City	Alameda	NA	Intermediate	9.94	0.01	9.94	2022	2017	0.9	0	NA
14094	San Ramon Marriott Hotel	San Ramon	Contra Costa	NA	Intermediate	9.93	0.01	9.93	2022	NA	NA	NA	NA
19270	City of Redwood City	Redwood City	San Mateo	NA	Intermediate	9.83	0.01	9.83	2023	NA	NA	NA	NA
22746	Fox Television Stations Inc on behalf of KTVU	Oakland	Alameda	NA	Intermediate	9.83	0.01	9.83	2023	2012	5.3	NA	NA
14060	Central Contra Costa Sanitary District	Martinez	Contra Costa	NA	Intermediate	9.81	0.01	9.81	2023	NA	NA	NA	NA
14065	Central Contra Costa Sanitary District	Martinez	Contra Costa	NA	Intermediate	9.81	0.01	9.81	2023	NA	NA	NA	NA
202240	Zone 3.2 Pump Station	Brentwood	Contra Costa	NA	Intermediate	9.8	0.01	9.8	2022	NA	NA	NA	NA
202333	300 Utah Avenue	South San Francisco	San Mateo	NA	Intermediate	9.8	0.01	9.8	2022	NA	NA	NA	NA
13467	Pacific Bell	Fairfield	Solano	NA	Intermediate	9.79	0.01	9.79	2023	2005	9.8	0.01	NA
13544	Pacific Bell ⁽¹⁾	Santa Rosa	Sonoma	NA	Intermediate	9.76	0.01	9.76	2022	2008	10	0.01	NA
9010	California Paperboard Corporation	Santa Clara	Santa Clara	NA	Intermediate	9.75	0.06	9.75	2023	NA	NA	NA	NA
20283	Harbor Bay NLA LLC	Alameda	Alameda	NA	Intermediate	9.75	0.01	9.75	2022	NA	NA	NA	NA
13518	SBC	San Francisco	San Francisco	NA	Intermediate	9.74	0.01	9.74	2022	2004	1.03	0	NA
20056	The Doctors Company	Napa	Napa	NA	Intermediate	9.7	0.01	9.7	2023	NA	NA	NA	NA
20501	Villa Siena	Mountain View	Santa Clara	NA	Intermediate	9.69	0.01	9.69	2023	NA	NA	NA	NA
200663	Summit Vineyards Estate LLC dba Seven Apart	Napa	Napa	NA	Intermediate	9.67	0.01	9.67	2022	NA	NA	NA	NA
19795	San Jose Water Company	Saratoga	Santa Clara	NA	Intermediate	9.61	0.01	9.61	2023	NA	NA	NA	NA
202293	Adicet Bio	Redwood City	San Mateo	NA	Intermediate	9.61	0.01	9.61	2023	NA	NA	NA	NA
20527	Oakland Unified School District	Oakland	Alameda	NA	Intermediate	9.6	0.01	9.6	2015	NA	NA	NA	NA
201590	Holland Partner Group	Oakland	Alameda	NA	Intermediate	9.6	0.01	9.6	2022	NA	NA	NA	NA
72	Chevron Inc (Americas OE/HES)	Richmond	Contra Costa	NA	Intermediate	9.59	0.24	9.59	2022	NA	NA	NA	NA
18275	City of Belmont	Belmont	San Mateo	NA	Intermediate	9.59	0.01	9.59	2023	NA	NA	NA	NA
17528	The Infinity Owners Association	San Francisco	San Francisco	NA	Intermediate	9.57	0.01	9.57	2023	NA	NA	NA	NA
13895	Centurylink Communications LLC	San Francisco	San Francisco	NA	Intermediate	9.52	0.01	9.52	2022	NA	NA	NA	NA
22951	SFDC 50 Fremont LLC	San Francisco	San Francisco	NA	Intermediate	9.52	0.03	9.52	2023	NA	NA	NA	NA
11002	Applied Materials	Sunnyvale	Santa Clara	NA	Intermediate	9.51	0.05	9.51	2022	NA	NA	NA	NA
18806	BBK Holger Way LLC	San Jose	Santa Clara	NA	Intermediate	9.46	0.01	9.46	2022	NA	NA	NA	NA
3426	San Francisco Public Utilities Commission	San Bruno	San Mateo	NA	Intermediate	9.45	0.05	9.45	2022	NA	NA	NA	NA
24872	Sieva Properties LLC	San Ramon	Contra Costa	NA	Intermediate	9.45	0.01	9.45	2023	NA	NA	NA	NA
19637	Verizon Wireless Hwy 12/Fulton	Santa Rosa	Sonoma	NA	Intermediate	9.44	0.01	9.44	2021	NA	NA	NA	NA
22691	Signature Flight Support	Santa Clara	Santa Clara	NA	Intermediate	9.44	0.05	9.44	2022	2015	9.9	0.9	NA
200379	New Cingular Wireless PCS LLC dba AT&T Mobility	Hayward	Alameda	NA	Intermediate	9.42	0.01	9.42	2023	NA	NA	NA	NA
12930	Delta Diablo Sanitation	Pittsburg	Contra Costa	NA	Intermediate	9.41	0.01	9.41	2023	NA	NA	NA	NA
21227	Phillips 66 Company	Richmond	Contra Costa	NA	Intermediate	9.41	0.2	9.41	2022	NA	NA	NA	NA
21936	1285 Sutter	San Francisco	San Francisco	NA	Intermediate	9.4	0.02	9.4	2016	NA	NA	NA	NA
13990	Thomas A Seeno c/o Nortom Corporation	Walnut Creek	Contra Costa	NA	Intermediate	9.39	0.01	9.39	2023	NA	NA	NA	NA
19213	Westin St Francis Hotel	San Francisco	San Francisco	NA	Intermediate	9.36	0.01	9.36	2023	NA	NA	NA	NA
14226	BP3-SF6 1900 ADLP LLC	San Mateo	San Mateo	NA	Intermediate	9.35	0.01	9.35	2023	NA	NA	NA	NA
14189	State of California	Vallejo	Solano	NA	Intermediate	9.34	0.04	9.34	2021	NA	NA	NA	NA
16039	Comcast Cable Corporation	Pinole	Contra Costa	NA	Intermediate	9.33	0.01	9.33	2022	NA	NA	NA	NA
17696	Stanford University	Palo Alto	Santa Clara	NA	Intermediate	9.33	0.01	9.33	2022	NA	NA	NA	NA
14038	Contra Costa Water District/Antioch Service Center	Antioch	Contra Costa	NA	Intermediate	9.32	0.01	9.32	2023	NA	NA	NA	NA
202288	Carquinez Bridge Toll Plaza/Caltrans	Vallejo	Solano	NA	Intermediate	9.32	0.01	9.32	2023	NA	NA	NA	NA
22990	Davis Estates Winery	Calistoga	Napa	NA	Intermediate	9.31	0.01	9.31	2022	2015	9.6	0	NA
17253	Verizon Wireless (Sonoma)	Sonoma	Sonoma	NA	Intermediate	9.29	0.01	9.29	2021	NA	NA	NA	NA
15789	City of Brentwood	Brentwood	Contra Costa	NA	Intermediate	9.28	0.05	9.28	2023	2004	4	NA	NA
22876	California Water Service Company	Redwood City	San Mateo	NA	Intermediate	9.28	0.01	9.28	2023	NA	NA	NA	NA
200393	KRE 1330 Broadway Owner LLC	Oakland	Alameda	NA	Intermediate	9.28	0.02	9.28	2023	NA	NA	NA	NA
201031	Public Safety Complex - Police Services Building	Dublin	Alameda	NA	Intermediate	9.27	0.01	9.27	2022	2019	9.9	0.9	NA
202174	Windy Hill Property Ventures	Redwood City	San Mateo	NA	Intermediate	9.26	0.01	9.26	2022	NA	NA	NA	NA
19737	Avalon Bay Communities Inc	Walnut Creek	Contra Costa	NA	Intermediate	9.23	0.01	9.23	2023	NA	NA	NA	NA
22843	RV VI 777 Mariners LLC	San Mateo	San Mateo	NA	Intermediate	9.21	0.02	9.21	2023	NA	NA	NA	NA
24608	SFIL 1333 Broadway LLC	Oakland	Alameda	NA	Intermediate	9.21	0.02	9.21	2023	NA	NA	NA	NA
20503	Las Gallinas Valley Sanitary District	San Rafael	Marin	NA	Intermediate	9.2	0.01	9.2	2021	NA	NA	NA	NA
1236	Town of Windsor	Windsor	Sonoma	NA	Intermediate	9.18	0.06	9.18	2022	NA	NA	NA	NA
17483	City of Redwood City	Redwood City	San Mateo	NA	Intermediate	9.16	0.01	9.16	2023	NA	NA	NA	NA
8072	APS West Coast Inc	Benicia	Solano	NA	Intermediate	9.14	0.01	9.14	2023	NA	NA	NA	NA

Facility Number	Facility Name ⁽¹⁾ (1)See pp. 18-21 of the TAC Control Program Annual Report for important context regarding this data.	City	County	Rule 11-18 Ranking	AB2588 Priority Ranking	Cancer PS	Chronic PS	PS	PS Year	HRA Year	Cancer Risk (chances in a million)	Chronic Hazard Index	Acute Hazard Index
202510	Vector Labs	Newark	Alameda	NA	Intermediate	9.14	0.01	9.14	2023	NA	NA	NA	NA
202613	Pad D Fire Suppression System	East Palo Alto	San Mateo	NA	Intermediate	9.14	0.01	9.14	2023	NA	NA	NA	NA
23832	Fujitsu North America Inc	Sunnyvale	Santa Clara	NA	Intermediate	9.1	0.01	9.1	2022	NA	NA	NA	NA
201610	Alameda County Community Food Bank	Oakland	Alameda	NA	Intermediate	9.1	0.01	9.1	2022	NA	NA	NA	NA
201939	Red Hawk Vineyards	Pope Valley	Napa	NA	Intermediate	9.06	0.01	9.06	2023	2020	9.9	0.9	NA
24528	Google LLC	Sunnyvale	Santa Clara	NA	Intermediate	9.05	0.01	9.05	2022	2001	9.99	NA	NA
10170	The Home Depot Store #0639	Colma	San Mateo	NA	Intermediate	9.04	0.01	9.04	2023	NA	NA	NA	NA
21423	City of Fremont-Fire Station #10	Fremont	Alameda	NA	Intermediate	9.04	0.01	9.04	2022	NA	NA	NA	NA
21738	Hearst Communications	San Francisco	San Francisco	NA	Intermediate	9.04	0.01	9.04	2019	NA	NA	NA	NA
2200	Masonic Homes of California	Union City	Alameda	NA	Intermediate	9.03	0.02	9.03	2022	NA	NA	NA	NA
13556	Pacific Bell	Vallejo	Solano	NA	Intermediate	9.03	0.01	9.03	2023	2003	3	0	NA
13517	Pacific Bell	San Francisco	San Francisco	NA	Intermediate	9.02	0.01	9.02	2022	NA	NA	NA	NA
2025	University of San Francisco	San Francisco	San Francisco	NA	Intermediate	9.01	0.61	9.01	2022	2012	1.1	0.9	NA
18422	AT&T CA	San Rafael	Marin	NA	Intermediate	9	0.01	9	2023	NA	NA	NA	NA
18522	Sonoma Airport Properties LLC	Santa Rosa	Sonoma	NA	Intermediate	8.99	0.01	8.99	2023	NA	NA	NA	NA
21422	City of Fremont Fire Station #9	Fremont	Alameda	NA	Intermediate	8.99	0.01	8.99	2022	NA	NA	NA	NA
24735	CLPF 215 Fremont Owner LP	San Francisco	San Francisco	NA	Intermediate	8.98	0.01	8.98	2021	NA	NA	NA	NA
20724	FEMA Region 9	Oakland	Alameda	NA	Intermediate	8.97	0.01	8.97	2022	NA	NA	NA	NA
678	Port of Oakland	Oakland	Alameda	NA	Intermediate	8.95	0.04	8.95	2022	NA	NA	NA	NA
13843	BCAL 44 Montgomery Property	San Francisco	San Francisco	NA	Intermediate	8.91	0.01	8.91	2023	NA	NA	NA	NA
19035	Humane Society Silicon Valley	Milpitas	Santa Clara	NA	Intermediate	8.91	0.01	8.91	2023	NA	NA	NA	NA
25125	Santa Clara County Roads and Airport Department	San Jose	Santa Clara	NA	Intermediate	8.91	0.22	8.91	2022	NA	NA	NA	NA
24974	Genomic Health Inc	Redwood City	San Mateo	NA	Intermediate	8.9	0.01	8.9	2023	NA	NA	NA	NA
14669	INKO Industrial Corporation	Sunnyvale	Santa Clara	NA	Intermediate	8.88	0.01	8.88	2022	NA	NA	NA	NA
201659	Google LLC	Mountain View	Santa Clara	NA	Intermediate	8.86	0.01	8.86	2022	NA	NA	NA	NA
21323	State Bar of California	San Francisco	San Francisco	NA	Intermediate	8.84	0.01	8.84	2023	NA	NA	NA	NA
21200	Tesoro Refining & Marketing Company LLC	Martinez	Contra Costa	NA	Intermediate	8.81	0.02	8.81	2022	NA	NA	NA	NA
16603	Verizon Wireless-816226	San Jose	Santa Clara	NA	Intermediate	8.8	0.03	8.8	2022	NA	NA	NA	NA
20702	Toyama Technology Partners LLC	Sunnyvale	Santa Clara	NA	Intermediate	8.78	0.01	8.78	2023	2008	4.6	0.9	NA
202372	Amazon.com Services LLC - TCY9	Oakley	Contra Costa	NA	Intermediate	8.76	0.01	8.76	2023	2022	9.9	0.01	NA
2773	Davis Street Transfer Station	San Leandro	Alameda	NA	Intermediate	8.72	0.01	8.72	2023	NA	NA	NA	NA
17157	City of Milpitas	Milpitas	Santa Clara	NA	Intermediate	8.71	0.01	8.71	2023	NA	NA	NA	NA
17162	City of Milpitas	Milpitas	Santa Clara	NA	Intermediate	8.71	0.01	8.71	2023	NA	NA	NA	NA
20025	Lede Residence	Yountville	Napa	NA	Intermediate	8.67	0.01	8.67	2023	NA	NA	NA	NA
14266	FormFactor	Livermore	Alameda	NA	Intermediate	8.66	0.06	8.66	2022	NA	NA	NA	NA
111805	Tomales Fire Station	Tomales	Marin	NA	Intermediate	8.66	0.01	8.66	2023	NA	NA	NA	NA
201944	Pine Ridge Winery	Napa	Napa	NA	Intermediate	8.66	0.01	8.66	2023	NA	NA	NA	NA
17160	City of Milpitas	Milpitas	Santa Clara	NA	Intermediate	8.65	0.01	8.65	2023	NA	NA	NA	NA
20463	188 Spear Street LLC	San Francisco	San Francisco	NA	Intermediate	8.6	0.02	8.6	2023	NA	NA	NA	NA
21793	Pacific Gas & Electric Company ⁽¹⁾	San Ramon	Contra Costa	NA	Intermediate	8.6	0.01	8.6	2023	2013	10	0	NA
22568	The Marine Mammal Center	Sausalito	Marin	NA	Intermediate	8.5	0.01	8.5	2023	NA	NA	NA	NA
200664	MTII LLC	Sunnyvale	Santa Clara	NA	Intermediate	8.49	0.01	8.49	2022	2018	4.2	0	NA
13947	Hills Plaza Complex	San Francisco	San Francisco	NA	Intermediate	8.47	0.01	8.47	2023	NA	NA	NA	NA
14752	City of Brentwood	Brentwood	Contra Costa	NA	Intermediate	8.47	0.01	8.47	2022	NA	NA	NA	NA
20839	Twin Cities Police Department	Larkspur	Marin	NA	Intermediate	8.47	0.01	8.47	2023	NA	NA	NA	NA
14904	Sierra Pacific Properties Inc	Concord	Contra Costa	NA	Intermediate	8.45	0.01	8.45	2023	NA	NA	NA	NA
12769	Military Ocean Terminal Concord	Concord	Contra Costa	NA	Intermediate	8.44	0.04	8.44	2023	NA	NA	NA	NA
23616	Central Wolfe LLC	Sunnyvale	Santa Clara	NA	Intermediate	8.44	0.01	8.44	2022	2016	1.6	0	NA
12875	City of Daly City	Daly City	San Mateo	NA	Intermediate	8.43	0.01	8.43	2023	NA	NA	NA	NA
200627	First Community Housing	San Jose	Santa Clara	NA	Intermediate	8.43	0.01	8.43	2022	NA	NA	NA	NA
202015	Holiday Inn Express & Suites San Jose Airport	San Jose	Santa Clara	NA	Intermediate	8.43	0.01	8.43	2021	NA	NA	NA	NA
13974	Hayward Point Eden LP c/o CBRE	Hayward	Alameda	NA	Intermediate	8.4	0.01	8.4	2023	NA	NA	NA	NA
23436	Pacific Cruise Ship Terminals	San Francisco	San Francisco	NA	Intermediate	8.4	0.01	8.4	2023	NA	NA	NA	NA
22835	Valley Pet Center	Livermore	Alameda	NA	Intermediate	8.39	0.17	8.39	2023	NA	NA	NA	NA
4096	VA Medical Center	Martinez	Contra Costa	NA	Intermediate	8.38	0.04	8.38	2022	NA	NA	NA	NA
20663	City of Cupertino	Cupertino	Santa Clara	NA	Intermediate	8.38	0.01	8.38	2023	2012	1	NA	NA
20236	Biotech Gateway - HCP c/o CBRE	South San Francisco	San Mateo	NA	Intermediate	8.37	0.01	8.37	2022	NA	NA	NA	NA
21658	Jones Lang LaSalle	San Francisco	San Francisco	NA	Intermediate	8.37	0.01	8.37	2023	NA	NA	NA	NA
21424	City of Fremont-Fire Station #4	Fremont	Alameda	NA	Intermediate	8.36	0.01	8.36	2022	NA	NA	NA	NA
201315	Hundred Acre Wine Group - Fulton	Saint Helena	Napa	NA	Intermediate	8.35	0.01	8.35	2023	NA	NA	NA	NA
14503	City of Oakland Envir Scvs Division	Oakland	Alameda	NA	Intermediate	8.33	0.01	8.33	2022	NA	NA	NA	NA
200587	Castello di Amorosa	Calistoga	Napa	NA	Intermediate	8.32	0.01	8.32	2023	NA	NA	NA	NA
15330	San Jose Water Co Batista	San Jose	Santa Clara	NA	Intermediate	8.31	0.01	8.31	2023	NA	NA	NA	NA

Facility Number	Facility Name ⁽¹⁾ (1)See pp. 18-21 of the TAC Control Program Annual Report for important context regarding this data.	City	County	Rule 11-18 Ranking	AB2588 Priority Ranking	Cancer PS	Chronic PS	PS	PS Year	HRA Year	Cancer Risk (chances in a million)	Chronic Hazard Index	Acute Hazard Index
24317	Planetary Ventures	Mountain View	Santa Clara	NA	Intermediate	8.31	0.01	8.31	2022	2019	0.85	0	NA
200655	Sunnyvale Hotels LLC	Sunnyvale	Santa Clara	NA	Intermediate	8.27	0.01	8.27	2022	NA	NA	NA	NA
201377	Broadway-Webster Medical Plaza	Oakland	Alameda	NA	Intermediate	8.27	0.01	8.27	2020	NA	NA	NA	NA
21656	BAHA Authority c/o Cushman & Wakefield	San Francisco	San Francisco	NA	Intermediate	8.23	0.02	8.23	2023	NA	NA	NA	NA
19498	Kelly Fleming Winery	Calistoga	Napa	NA	Intermediate	8.22	0.01	8.22	2023	NA	NA	NA	NA
3947	Kaiser Permanente San Rafael Medical Center	San Rafael	Marin	NA	Intermediate	8.21	0.03	8.21	2023	NA	NA	NA	NA
19950	Santa Clara County Fire Dept	Cupertino	Santa Clara	NA	Intermediate	8.21	0.01	8.21	2023	NA	NA	NA	NA
21132	Texas Instruments Inc	Santa Clara	Santa Clara	NA	Intermediate	8.2	0.03	8.2	2023	NA	NA	NA	NA
16092	Comcast of Colorado/Texas/Washington Inc	Pittsburg	Contra Costa	NA	Intermediate	8.18	0.01	8.18	2023	NA	NA	NA	NA
16901	Amgen SF LLC	South San Francisco	San Mateo	NA	Intermediate	8.18	0.03	8.18	2023	NA	NA	NA	NA
200682	The Silverado Vineyard	Napa	Napa	NA	Intermediate	8.18	0.01	8.18	2023	NA	NA	NA	NA
21970	Sierra Pacific Properties	Concord	Contra Costa	NA	Intermediate	8.17	0.02	8.17	2022	NA	NA	NA	NA
1351	City of Burlingame - Waste Water Treatment Plant	Burlingame	San Mateo	NA	Intermediate	8.16	0.13	8.16	2022	NA	NA	NA	NA
13826	Boston Properties	San Francisco	San Francisco	NA	Intermediate	8.16	0.02	8.16	2023	NA	NA	NA	NA
16848	T-Mobile - Oakland Satellite	Oakland	Alameda	NA	Intermediate	8.15	0.01	8.15	2023	NA	NA	NA	NA
200670	Biolog Inc.	Hayward	Alameda	NA	Intermediate	8.14	0.01	8.14	2023	NA	NA	NA	NA
201941	Rutherford Grill	Napa	Napa	NA	Intermediate	8.12	0.01	8.12	2022	NA	NA	NA	NA
14588	City of Benicia Water Treatment Facility	Benicia	Solano	NA	Intermediate	8.1	0.01	8.1	2023	NA	NA	NA	NA
19675	City of Belmont	Belmont	San Mateo	NA	Intermediate	8.1	0.01	8.1	2023	NA	NA	NA	NA
20209	Coastside County Water District	Half Moon Bay	San Mateo	NA	Intermediate	8.09	0.01	8.09	2023	NA	NA	NA	NA
20042	City of Santa Rosa	Santa Rosa	Sonoma	NA	Intermediate	8.03	0.01	8.03	2023	NA	NA	NA	NA
14969	State of California DOT	Martinez	Contra Costa	NA	Intermediate	8.01	0.01	8.01	2022	NA	NA	NA	NA
23252	Google LLC	Sunnyvale	Santa Clara	NA	Intermediate	8.01	0.01	8.01	2022	NA	NA	NA	NA
16717	San Francisco Public Utilities Commission ⁽¹⁾	San Francisco	San Francisco	NA	Intermediate	7.99	0.01	7.99	2022	2005	10	NA	NA
202485	Aegis Living	Napa	Napa	NA	Intermediate	7.99	0.01	7.99	2023	NA	NA	NA	NA
16998	UC Berkeley - Richmond Field Station Campus	Richmond	Contra Costa	NA	Intermediate	7.97	0.01	7.97	2023	NA	NA	NA	NA
24311	Meta Platforms Inc-FRE 118	Fremont	Alameda	NA	Intermediate	7.95	0.01	7.95	2023	NA	NA	NA	NA
19722	Airbnb Inc	San Francisco	San Francisco	NA	Intermediate	7.94	0.01	7.94	2023	NA	NA	NA	NA
20324	Judicial Council of California CC 43-B2	San Jose	Santa Clara	NA	Intermediate	7.92	0.02	7.92	2022	2002	9.9	0.9	NA
22587	ManorCare Health Services-Tice Valley	Walnut Creek	Contra Costa	NA	Intermediate	7.92	0.01	7.92	2023	NA	NA	NA	NA
12969	Verizon Business - SBEZCA	San Jose	Santa Clara	NA	Intermediate	7.91	0.01	7.91	2022	2001	1.8	0.01	NA
14245	Fairfield-Suisun Sewer District (Suisun Pump Sta)	Suisun City	Solano	NA	Intermediate	7.9	0.01	7.9	2022	NA	NA	NA	NA
15063	Alameda Health System dba Alameda Hospital	Alameda	Alameda	NA	Intermediate	7.9	0.02	7.9	2022	NA	NA	NA	NA
19357	Atlantic - San Jose	San Jose	Santa Clara	NA	Intermediate	7.89	0.2	7.89	2023	NA	NA	NA	NA
14707	Verizon Business - SQZPCA	San Jose	Santa Clara	NA	Intermediate	7.88	0.01	7.88	2022	NA	NA	NA	NA
17141	City of Milpitas	Milpitas	Santa Clara	NA	Intermediate	7.88	0.01	7.88	2023	NA	NA	NA	NA
18155	Citrix Systems Inc	Santa Clara	Santa Clara	NA	Intermediate	7.87	0.01	7.87	2021	NA	NA	NA	NA
22619	Manor Care Health	Walnut Creek	Contra Costa	NA	Intermediate	7.87	0.01	7.87	2023	NA	NA	NA	NA
24263	Clinton T Reilly	San Francisco	San Francisco	NA	Intermediate	7.87	0.01	7.87	2022	NA	NA	NA	NA
14031	City of Concord-Police Department	Concord	Contra Costa	NA	Intermediate	7.86	0.01	7.86	2022	NA	NA	NA	NA
19863	County of Sonoma Sheriffs Department	Sonoma	Sonoma	NA	Intermediate	7.83	0.01	7.83	2023	NA	NA	NA	NA
22070	GUZIK Technical Enterprises	Mountain View	Santa Clara	NA	Intermediate	7.83	0.01	7.83	2023	NA	NA	NA	NA
202530	Heritage on the Marina	San Francisco	San Francisco	NA	Intermediate	7.82	0.01	7.82	2022	NA	NA	NA	NA
14775	Level 3 Communications	San Francisco	San Francisco	NA	Intermediate	7.8	0.01	7.8	2023	2002	2.3	0	NA
201419	East Bay Regional Park District	Oakland	Alameda	NA	Intermediate	7.8	0.01	7.8	2022	NA	NA	NA	NA
14823	Contra Costa Water District	Concord	Contra Costa	NA	Intermediate	7.78	0.01	7.78	2022	NA	NA	NA	NA
12870	Shell Chemical LP	Martinez	Contra Costa	NA	Intermediate	7.77	0.21	7.77	2023	NA	NA	NA	NA
18808	Verizon Wireless (Orwood Tract)	Brentwood	Contra Costa	NA	Intermediate	7.77	0.01	7.77	2021	2008	4.1	0	NA
11431	City of Oakland Public Works Agency	Oakland	Alameda	NA	Intermediate	7.74	0.03	7.74	2022	2006	3.4	0	NA
201814	California Water Service [LAS Station 14]	Los Altos	Santa Clara	NA	Intermediate	7.72	0.01	7.72	2023	NA	NA	NA	NA
6496	Golden Gate Bridge Highway & Transportation Distr	San Francisco	San Francisco	NA	Intermediate	7.7	0.04	7.7	2022	NA	NA	NA	NA
23498	Verizon Wireless-Calistoga	Calistoga	Napa	NA	Intermediate	7.69	0.04	7.69	2021	NA	NA	NA	NA
16778	Owl Energy Resources Inc	San Jose	Santa Clara	NA	Intermediate	7.67	0.27	7.67	2021	NA	NA	NA	NA
17113	County of Marin Jail	San Rafael	Marin	NA	Intermediate	7.66	0.01	7.66	2023	NA	NA	NA	NA
17042	301 Battery LLC	San Francisco	San Francisco	NA	Intermediate	7.64	0.02	7.64	2023	NA	NA	NA	NA
109717	Byron Airport-CCC Public Works Dept	Byron	Contra Costa	NA	Intermediate	7.6	0.02	7.6	2022	NA	NA	NA	NA
13048	Muir Orthopaedic Specialists Inc	Walnut Creek	Contra Costa	NA	Intermediate	7.59	0.01	7.59	2023	NA	NA	NA	NA
202361	Charles M. Schulz - Sonoma County Airport	Santa Rosa	Sonoma	NA	Intermediate	7.59	0.01	7.59	2023	2022	0.47	0	0

Facility Number	Facility Name ⁽¹⁾ (1)See pp. 18-21 of the TAC Control Program Annual Report for important context regarding this data.	City	County	Rule 11-18 Ranking	AB2588 Priority Ranking	Cancer PS	Chronic PS	PS	PS Year	HRA Year	Cancer Risk (chances in a million)	Chronic Hazard Index	Acute Hazard Index
23776	McKinney Trust 3150	Petaluma	Sonoma	NA	Intermediate	7.57	0.15	7.57	2023	NA	NA	NA	NA
13454	Pacific Bell	Burlingame	San Mateo	NA	Intermediate	7.55	0.01	7.55	2023	NA	NA	NA	NA
13887	Kaiser Permanente MOB	San Francisco	San Francisco	NA	Intermediate	7.55	0.01	7.55	2023	NA	NA	NA	NA
1791	City of Benicia	Benicia	Solano	NA	Intermediate	7.51	0.36	7.51	2023	NA	NA	NA	NA
18660	Arterra Owners Association	San Francisco	San Francisco	NA	Intermediate	7.5	0.01	7.5	2023	NA	NA	NA	NA
21597	BayCrest Towers (HOA)	San Francisco	San Francisco	NA	Intermediate	7.5	0.01	7.5	2023	NA	NA	NA	NA
13714	East Bay Municipal Utility Dist	Brentwood	Contra Costa	NA	Intermediate	7.49	0.03	7.49	2022	NA	NA	NA	NA
13035	USCG Base Alameda	Alameda	Alameda	NA	Intermediate	7.48	0.03	7.48	2023	NA	NA	NA	NA
13923	Pacific Bell Corporation	San Francisco	San Francisco	NA	Intermediate	7.48	0.01	7.48	2023	2003	2.1	0.9	0
19880	Bear Gulch Creek Partners LLC	Woodside	San Mateo	NA	Intermediate	7.48	0.01	7.48	2023	NA	NA	NA	NA
202191	BA2 300 Lakeside LLC	Oakland	Alameda	NA	Intermediate	7.45	0.01	7.45	2022	NA	NA	NA	NA
16987	Sonoma County Water Agency	Petaluma	Sonoma	NA	Intermediate	7.44	0.01	7.44	2022	NA	NA	NA	NA
23034	Shaklee Corporation	Pleasanton	Alameda	NA	Intermediate	7.42	0.01	7.42	2023	NA	NA	NA	NA
13444	Verizon California	Gilroy	Santa Clara	NA	Intermediate	7.41	0.01	7.41	2023	NA	NA	NA	NA
19281	State of California	Oakland	Alameda	NA	Intermediate	7.41	0.04	7.41	2017	NA	NA	NA	NA
6505	Intevac Inc	Santa Clara	Santa Clara	NA	Intermediate	7.4	0.04	7.4	2021	NA	NA	NA	NA
17465	City of Redwood City #8512	Redwood City	San Mateo	NA	Intermediate	7.39	0.01	7.39	2023	NA	NA	NA	NA
18658	San Francisco Bay Bridge Toll Plaza	Oakland	Alameda	NA	Intermediate	7.39	0.01	7.39	2022	2007	1.2	0	NA
14070	S F Bay Area Rapid Transit District	Walnut Creek	Contra Costa	NA	Intermediate	7.37	0.01	7.37	2023	NA	NA	NA	NA
18040	The Shops at Tanforan	San Bruno	San Mateo	NA	Intermediate	7.37	0.04	7.37	2017	NA	NA	NA	NA
17407	Fisher Investments	San Mateo	San Mateo	NA	Intermediate	7.35	0.04	7.35	2020	2005	5.8	0	NA
24916	Santa Clara County Roads and Airports Dept	San Martin	Santa Clara	NA	Intermediate	7.35	0.18	7.35	2023	NA	NA	NA	NA
25111	Sutro BioPharma	South San Francisco	San Mateo	NA	Intermediate	7.34	0.01	7.34	2023	NA	NA	NA	NA
16299	Lowe's HIW Inc	Fremont	Alameda	NA	Intermediate	7.33	0.03	7.33	2021	NA	NA	NA	NA
23579	220 Humboldt Ct.	Sunnyvale	Santa Clara	NA	Intermediate	7.33	0.01	7.33	2022	NA	NA	NA	NA
19404	Fairfield Fire	Fairfield	Solano	NA	Intermediate	7.3	0.01	7.3	2023	NA	NA	NA	NA
25210	HNG Atlas US LP	San Francisco	San Francisco	NA	Intermediate	7.3	0.07	7.3	2022	NA	NA	NA	NA
15949	Fernwood	Mill Valley	Marin	NA	Intermediate	7.29	0.95	7.29	2022	2005	1.3	0.04	NA
22595	Augustine Bowers LLC c/o The Irvine Company LLC	Santa Clara	Santa Clara	NA	Intermediate	7.29	0.01	7.29	2023	2016	3.6	0	NA
19068	Qualcomm	Santa Clara	Santa Clara	NA	Intermediate	7.26	0.01	7.26	2023	NA	NA	NA	NA
15080	Lowe's HIW Inc /Corporate Payables	Gilroy	Santa Clara	NA	Intermediate	7.25	0.01	7.25	2022	NA	NA	NA	NA
15337	Verizon Global Networks	San Francisco	San Francisco	NA	Intermediate	7.25	0.01	7.25	2023	NA	NA	NA	NA
5249	California State University East Bay	Hayward	Alameda	NA	Intermediate	7.24	0.04	7.24	2023	NA	NA	NA	NA
18719	Verasa Napa Condominium Owner's Association Inc	Napa	Napa	NA	Intermediate	7.24	0.02	7.24	2022	NA	NA	NA	NA
8017	Alameda County Water District	Fremont	Alameda	NA	Intermediate	7.23	0.03	7.23	2022	NA	NA	NA	NA
202039	Lokoya Winery	Saint Helena	Napa	NA	Intermediate	7.22	0.01	7.22	2022	NA	NA	NA	NA
201934	Grgich Hills Estate Residence	St. Helena	Napa	NA	Intermediate	7.21	0.01	7.21	2023	NA	NA	NA	NA
14964	Wells Fargo Bank	Fremont	Alameda	NA	Intermediate	7.18	0.01	7.18	2023	2014	2.2	0	NA
24350	Eurofins EAG Agrosience LLC	Hercules	Contra Costa	NA	Intermediate	7.18	0.01	7.18	2023	NA	NA	NA	NA
7394	Sunset View Cemetery Association	El Cerrito	Contra Costa	NA	Intermediate	7.17	0.85	7.17	2022	NA	NA	NA	NA
17245	City of Santa Clara - "Freedom Circle" Storm	Santa Clara	Santa Clara	NA	Intermediate	7.17	0.01	7.17	2023	NA	NA	NA	NA
20299	Alameda County Office of Education	Hayward	Alameda	NA	Intermediate	7.17	0.01	7.17	2022	NA	NA	NA	NA
11971	Parent-Sorensen Mortuary	Petaluma	Sonoma	NA	Intermediate	7.15	0.93	7.15	2023	NA	NA	NA	NA
17668	Tata Communications [America] Inc	Santa Clara	Santa Clara	NA	Intermediate	7.12	0.01	7.12	2022	NA	NA	NA	NA
22409	Somersville Town Center Equities LLC	Antioch	Contra Costa	NA	Intermediate	7.1	0.01	7.1	2023	NA	NA	NA	NA
20234	New Sonoma FBO Inc	Santa Rosa	Sonoma	NA	Intermediate	7.09	0.18	7.09	2023	NA	NA	NA	NA
200847	City of Sunnyvale	Sunnyvale	Santa Clara	NA	Intermediate	7.08	0.01	7.08	2023	NA	NA	NA	NA
17	Lehigh Southwest Cement Company	Cupertino	Santa Clara	NA	Intermediate	7.07	0.05	7.07	2022	2011	9.1	0.12	NA
15775	City of Gilroy	Gilroy	Santa Clara	NA	Intermediate	7.07	0.01	7.07	2023	NA	NA	NA	NA
25253	SJ 50 West SF LLC	San Jose	Santa Clara	NA	Intermediate	7.05	0.02	7.05	2023	NA	NA	NA	NA
20681	Intermolecular Inc	San Jose	Santa Clara	NA	Intermediate	7.04	0.01	7.04	2023	NA	NA	NA	NA
109179	CC Comm Coll Dist - CONTRA COSTA COLLEGE	San Pablo	Contra Costa	NA	Intermediate	7.03	0.01	7.03	2022	NA	NA	NA	NA
16850	SPRINT	Oakland	Alameda	NA	Intermediate	7.02	0.01	7.02	2023	NA	NA	NA	NA
733	City of Sunnyvale Water Pollution Control	Sunnyvale	Santa Clara	NA	Intermediate	7.01	0.06	7.01	2023	NA	NA	NA	NA
15060	ThermoFisher Scientific	Santa Clara	Santa Clara	NA	Intermediate	7	0.01	7	2022	NA	NA	NA	NA
21307	La Paloma Properties	Los Altos Hills	Santa Clara	NA	Intermediate	6.98	0.01	6.98	2023	NA	NA	NA	NA
14077	S F Bay Area Rapid Transit District	Pittsburg	Contra Costa	NA	Intermediate	6.97	0.01	6.97	2023	NA	NA	NA	NA
21003	GLL BIT Fremont Street Partners L P	San Francisco	San Francisco	NA	Intermediate	6.97	0.01	6.97	2023	NA	NA	NA	NA
24826	KW Fund VI-SVRD Portfolio LLC	San Jose	Santa Clara	NA	Intermediate	6.97	0.01	6.97	2022	NA	NA	NA	NA
211342	BCSP Hollis Property LLC	Emeryville	Alameda	NA	Intermediate	6.97	0.01	6.97	2023	NA	NA	NA	NA
17436	CDC San Francisco LLC	San Francisco	San Francisco	NA	Intermediate	6.96	0.01	6.96	2022	NA	NA	NA	NA
16502	City of Brentwood	Brentwood	Contra Costa	NA	Intermediate	6.95	0.01	6.95	2023	2006	3.1	0	NA
18610	Ion Media Networks	Daly City	San Mateo	NA	Intermediate	6.95	0.01	6.95	2022	NA	NA	NA	NA
290	DOE-KAO Sandia National Laboratories	Livermore	Alameda	NA	Intermediate	6.94	0.06	6.94	2023	NA	NA	NA	NA

Facility Number	Facility Name ⁽¹⁾ (1)See pp. 18-21 of the TAC Control Program Annual Report for important context regarding this data.	City	County	Rule 11-18 Ranking	AB2588 Priority Ranking	Cancer PS	Chronic PS	PS	PS Year	HRA Year	Cancer Risk (chances in a million)	Chronic Hazard Index	Acute Hazard Index
1463	Ironhouse Sanitary District	Oakley	Contra Costa	NA	Intermediate	6.94	0.2	6.94	2023	NA	NA	NA	NA
11155	Hull's Walnut Creek Chapel	Walnut Creek	Contra Costa	NA	Intermediate	6.92	0.9	6.92	2022	NA	NA	NA	NA
16827	Netscout Systems	San Jose	Santa Clara	NA	Intermediate	6.92	0.01	6.92	2023	NA	NA	NA	NA
17704	The Home Depot Store #0640	Sunnyvale	Santa Clara	NA	Intermediate	6.92	0.01	6.92	2023	NA	NA	NA	NA
21310	West Bay Sanitary District	Portola Valley	San Mateo	NA	Intermediate	6.92	0.01	6.92	2023	NA	NA	NA	NA
13474	Pacific Bell	Hayward	Alameda	NA	Intermediate	6.91	0.01	6.91	2022	NA	NA	NA	NA
200758	Federal Realty Investment Trust	San Jose	Santa Clara	NA	Intermediate	6.91	0.01	6.91	2022	NA	NA	NA	NA
2246	Waste Management of Alameda County	Fremont	Alameda	NA	Intermediate	6.89	0.06	6.89	2023	1991	0.9	0.09	NA
17037	Elder Care Alliance of Union City	Union City	Alameda	NA	Intermediate	6.89	0.02	6.89	2015	NA	NA	NA	NA
20756	Hudson 1455 Market LLC	San Francisco	San Francisco	NA	Intermediate	6.89	0.45	6.89	2023	NA	NA	NA	NA
21883	Life Technologies	South San Francisco	San Mateo	NA	Intermediate	6.89	0.01	6.89	2022	NA	NA	NA	NA
25029	ARE-San Francisco No 92 LLC	San Carlos	San Mateo	NA	Intermediate	6.89	0.04	6.89	2022	NA	NA	NA	NA
15607	Town of Los Gatos	Los Gatos	Santa Clara	NA	Intermediate	6.88	0.01	6.88	2023	NA	NA	NA	NA
23393	Avports LLC	Moffett Field	Santa Clara	NA	Intermediate	6.87	0.05	6.87	2022	NA	NA	NA	NA
24475	RiCloud	San Jose	Santa Clara	NA	Intermediate	6.87	0.01	6.87	2022	NA	NA	NA	NA
15411	Bio-Rad Laboratories	Hercules	Contra Costa	NA	Intermediate	6.85	0.01	6.85	2023	NA	NA	NA	NA
14573	California Highway Patrol	San Jose	Santa Clara	NA	Intermediate	6.84	0.24	6.84	2023	NA	NA	NA	NA
5582	Eggo Company	San Jose	Santa Clara	NA	Intermediate	6.82	0.04	6.82	2022	NA	NA	NA	NA
18792	Rosewood Hotel	Menlo Park	San Mateo	NA	Intermediate	6.82	0.01	6.82	2021	NA	NA	NA	NA
19982	Waddell Residence	Half Moon Bay	San Mateo	NA	Intermediate	6.82	0.01	6.82	2023	NA	NA	NA	NA
22781	Oakland Marriott City Center	Oakland	Alameda	NA	Intermediate	6.8	0.01	6.8	2023	NA	NA	NA	NA
200761	Contra Costa County Fire Station #6	Concord	Contra Costa	NA	Intermediate	6.8	0.01	6.8	2022	NA	NA	NA	NA
19090	San Francisco Public Utilities Commission	San Francisco	San Francisco	NA	Intermediate	6.78	0.04	6.78	2022	2010	1	NA	NA
202218	Dave and Heidi Jacquin	Santa Rosa	Sonoma	NA	Intermediate	6.78	0.01	6.78	2023	NA	NA	NA	NA
2099	St Rose Hospital	Hayward	Alameda	NA	Intermediate	6.77	0.01	6.77	2023	NA	NA	NA	NA
23352	ROEM Builders Inc	San Jose	Santa Clara	NA	Intermediate	6.77	0.01	6.77	2023	NA	NA	NA	NA
49	Chevron Products Company	San Jose	Santa Clara	NA	Intermediate	6.76	0.17	6.76	2022	NA	NA	NA	NA
14486	Valassis	Newark	Alameda	NA	Intermediate	6.76	0.03	6.76	2022	NA	NA	NA	NA
14950	Frontier California	Kenwood	Sonoma	NA	Intermediate	6.76	0.01	6.76	2023	2009	0.52	0	NA
201049	Boehringer-Ingelheim Fremont	Fremont	Alameda	NA	Intermediate	6.76	0.01	6.76	2022	2020	3.7	0	NA
201551	CZI Headquarters	Redwood City	San Mateo	NA	Intermediate	6.76	0.01	6.76	2021	NA	NA	NA	NA
201748	Workday	Pleasanton	Alameda	NA	Intermediate	6.75	0.01	6.75	2021	NA	NA	NA	NA
20330	Olam West Coast Inc	Gilroy	Santa Clara	NA	Intermediate	6.72	0.16	6.72	2023	NA	NA	NA	NA
24225	US ER America Center 4 LLC	Alviso	Santa Clara	NA	Intermediate	6.72	0.01	6.72	2022	NA	NA	NA	NA
24421	Cytxera Communications LLC	Santa Clara	Santa Clara	NA	Intermediate	6.71	0.05	6.71	2023	2022	2	0	0.02
14995	Pacific Racing Association	Albany	Alameda	NA	Intermediate	6.7	0.01	6.7	2023	NA	NA	NA	NA
19570	Verizon Wireless (Hwy 1 & 84)	San Gregorio	San Mateo	NA	Intermediate	6.69	0.01	6.69	2021	NA	NA	NA	NA
202115	8000 Marina Boulevard	Brisbane	San Mateo	NA	Intermediate	6.69	0.01	6.69	2023	NA	NA	NA	NA
13758	California Highway Patrol	Martinez	Contra Costa	NA	Intermediate	6.68	0.25	6.68	2018	NA	NA	NA	NA
15702	Napa County Sheriff Facility	Napa	Napa	NA	Intermediate	6.68	0.01	6.68	2023	NA	NA	NA	NA
15254	Williams Sonoma	San Francisco	San Francisco	NA	Intermediate	6.67	0.01	6.67	2023	NA	NA	NA	NA
200499	100 Acre Winery	Saint Helena	Napa	NA	Intermediate	6.66	0.01	6.66	2023	NA	NA	NA	NA
24601	Sonoma Specialty Hospital	Sebastopol	Sonoma	NA	Intermediate	6.64	0.01	6.64	2023	NA	NA	NA	NA
13874	Boston Properties	San Francisco	San Francisco	NA	Intermediate	6.63	0.01	6.63	2023	NA	NA	NA	NA
22591	Informatica LLC	Redwood City	San Mateo	NA	Intermediate	6.63	0.01	6.63	2022	NA	NA	NA	NA
14143	Contra Costa County	Martinez	Contra Costa	NA	Intermediate	6.62	0.01	6.62	2023	NA	NA	NA	NA
2634	Carriage Funeral Holdings Inc.	Lafayette	Contra Costa	NA	Intermediate	6.61	0.86	6.61	2022	NA	NA	NA	NA
13669	Lowe's HIW Inc Corporate Payables	Livermore	Alameda	NA	Intermediate	6.61	0.01	6.61	2023	NA	NA	NA	NA
19589	Contra Costa County	Martinez	Contra Costa	NA	Intermediate	6.61	0.24	6.61	2023	NA	NA	NA	NA
21364	FHF I Montgomery LLC	San Francisco	San Francisco	NA	Intermediate	6.61	0.01	6.61	2023	NA	NA	NA	NA
20537	Department of Transportation	Oakland	Alameda	NA	Intermediate	6.6	0.01	6.6	2022	2010	9.8	0	NA
201621	Google LLC	San Jose	Santa Clara	NA	Intermediate	6.6	0.01	6.6	2022	NA	NA	NA	NA
201747	Arroyo Green	Redwood City	San Mateo	NA	Intermediate	6.6	0.01	6.6	2023	NA	NA	NA	NA
201839	Denniston WTP & PS	Moss Beach	San Mateo	NA	Intermediate	6.6	0.01	6.6	2022	NA	NA	NA	NA
201998	Spring Fertility Clinic	Sunnyvale	Santa Clara	NA	Intermediate	6.6	0.01	6.6	2022	NA	NA	NA	NA
202330	TP SPE LLC	Sunnyvale	Santa Clara	NA	Intermediate	6.6	0.01	6.6	2022	NA	NA	NA	NA
202362	CCSF - MUB(Multi-Use Building)	San Francisco	San Francisco	NA	Intermediate	6.6	0.01	6.6	2023	NA	NA	NA	NA
17805	AT & T Corp	Hayward	Alameda	NA	Intermediate	6.59	0.01	6.59	2023	NA	NA	NA	NA
20561	City of Brisbane	Brisbane	San Mateo	NA	Intermediate	6.59	0.01	6.59	2023	NA	NA	NA	NA
17400	Millennium Tower Association	San Francisco	San Francisco	NA	Intermediate	6.58	0.01	6.58	2022	NA	NA	NA	NA
12182	City of Pacifica Calera Creek Water Recycling	Pacifica	San Mateo	NA	Intermediate	6.57	0.08	6.57	2022	NA	NA	NA	NA
13489	Pacific Bell	Millbrae	San Mateo	NA	Intermediate	6.57	0.01	6.57	2022	NA	NA	NA	NA
18769	Jay Paul Company	Sunnyvale	Santa Clara	NA	Intermediate	6.57	0.01	6.57	2022	2019	9.9	0.9	NA
13461	Pacific Bell	Cotati	Sonoma	NA	Intermediate	6.54	0.01	6.54	2022	2005	6.5	NA	NA
8206	Blommer Chocolate Company Inc	Union City	Alameda	NA	Intermediate	6.51	0.27	6.51	2023	NA	NA	NA	NA
13540	Pacific Bell	San Rafael	Marin	NA	Intermediate	6.5	0.01	6.5	2023	NA	NA	NA	NA

Facility Number	Facility Name ⁽¹⁾ (1)See pp. 18-21 of the TAC Control Program Annual Report for important context regarding this data.	City	County	Rule 11-18 Ranking	AB2588 Priority Ranking	Cancer PS	Chronic PS	PS	PS Year	HRA Year	Cancer Risk (chances in a million)	Chronic Hazard Index	Acute Hazard Index
13728	East Bay Municipal Utility Dist ⁽¹⁾	Oakland	Alameda	NA	Intermediate	6.46	0.01	6.46	2023	2012	10	0	0
19248	Kistler Vineyards	Sebastopol	Sonoma	NA	Intermediate	6.45	0.03	6.45	2023	2008	5.6	0	NA
19611	County of Marin Nicasio Yard	Nicasio	Marin	NA	Intermediate	6.45	0.01	6.45	2023	NA	NA	NA	NA
19912	Bayside Acquisitions LLC	South San Francisco	San Mateo	NA	Intermediate	6.45	0.01	6.45	2021	NA	NA	NA	NA
14067	Kaiser Permanente Berkeley Campus	Berkeley	Alameda	NA	Intermediate	6.44	0.01	6.44	2022	NA	NA	NA	NA
23805	23andME Inc	South San Francisco	San Mateo	NA	Intermediate	6.44	0.01	6.44	2023	NA	NA	NA	NA
13390	City of San Mateo	San Mateo	San Mateo	NA	Intermediate	6.43	0.01	6.43	2023	NA	NA	NA	NA
18166	Verizon Wireless (Pinole)	Pinole	Contra Costa	NA	Intermediate	6.43	0.01	6.43	2023	NA	NA	NA	NA
20428	Kaiser Hospital	San Leandro	Alameda	NA	Intermediate	6.43	0.03	6.43	2020	2010	3.3	0	NA
14484	Pacific Bell	Danville	Contra Costa	NA	Intermediate	6.41	0.01	6.41	2023	2002	3	0.9	0
20669	San Francisco BART District (BART) R60	Richmond	Contra Costa	NA	Intermediate	6.41	0.01	6.41	2022	NA	NA	NA	NA
21345	Calfox Inc	San Francisco	San Francisco	NA	Intermediate	6.41	0.01	6.41	2023	NA	NA	NA	NA
202119	PATC 1810 Embarcadero	Palo Alto	Santa Clara	NA	Intermediate	6.41	0.01	6.41	2022	2021	3.7	0	NA
11180	Calpine Gilroy Cogen LP & Gilroy Energy Center LLC	Gilroy	Santa Clara	NA	Intermediate	6.4	0.44	6.4	2023	NA	NA	NA	NA
21611	City & County of San Francisco Real Estate Divisio	San Francisco	San Francisco	NA	Intermediate	6.37	0.01	6.37	2022	NA	NA	NA	NA
23806	MediaTek USA Inc	San Jose	Santa Clara	NA	Intermediate	6.37	0.01	6.37	2023	NA	NA	NA	NA
23913	One Front Street Owner LP	San Francisco	San Francisco	NA	Intermediate	6.37	0.02	6.37	2023	NA	NA	NA	NA
14716	Verizon Business - SNTLCA	Santa Clara	Santa Clara	NA	Intermediate	6.35	0.01	6.35	2022	NA	NA	NA	NA
200679	Stanford Redwood City Operations	Redwood City	San Mateo	NA	Intermediate	6.34	0.01	6.34	2022	2018	7.8	0	NA
16424	Verizon Wireless (HWY 84/SUMMIT)	Livermore	Alameda	NA	Intermediate	6.32	0.01	6.32	2020	NA	NA	NA	NA
21668	IDEC Corporation	Sunnyvale	Santa Clara	NA	Intermediate	6.32	0.01	6.32	2023	NA	NA	NA	NA
16073	Visa Land Development II L P	Foster City	San Mateo	NA	Intermediate	6.31	0.02	6.31	2020	NA	NA	NA	NA
20208	Coastside County Water District	Half Moon Bay	San Mateo	NA	Intermediate	6.29	0.01	6.29	2023	2010	9.9	0.9	NA
13509	Pacific Bell	Redwood City	San Mateo	NA	Intermediate	6.28	0.01	6.28	2022	NA	NA	NA	NA
20947	Post Montgomery Associates	San Francisco	San Francisco	NA	Intermediate	6.28	0.01	6.28	2023	NA	NA	NA	NA
13519	Pacific Bell	San Francisco	San Francisco	NA	Intermediate	6.27	0.01	6.27	2022	NA	NA	NA	NA
19805	SJW Vickery Av Station	Saratoga	Santa Clara	NA	Intermediate	6.27	0.01	6.27	2023	2020	9.9	0	NA
19913	Lowe's HIW Inc	San Francisco	San Francisco	NA	Intermediate	6.24	0.01	6.24	2022	NA	NA	NA	NA
556	SLAC National Accelerator Laboratory	Menlo Park	San Mateo	NA	Intermediate	6.23	0.05	6.23	2022	NA	NA	NA	NA
18816	Etude Winery	Napa	Napa	NA	Intermediate	6.23	0.01	6.23	2023	NA	NA	NA	NA
14072	S F Bay Area Rapid Transit District	Colma	San Mateo	NA	Intermediate	6.22	0.01	6.22	2023	NA	NA	NA	NA
13932	Alameda County GSA	Dublin	Alameda	NA	Intermediate	6.18	0.01	6.18	2022	NA	NA	NA	NA
19593	Judicial Council of CA - Admin Office of the Court	Martinez	Contra Costa	NA	Intermediate	6.18	0.01	6.18	2023	NA	NA	NA	NA
202100	Itkin Residence	Calistoga	Napa	NA	Intermediate	6.18	0.01	6.18	2023	NA	NA	NA	NA
13459	Pacific Bell	Concord	Contra Costa	NA	Intermediate	6.16	0.01	6.16	2022	NA	NA	NA	NA
20939	ARE - San Francisco No 43 LLC	San Francisco	San Francisco	NA	Intermediate	6.16	0.01	6.16	2022	NA	NA	NA	NA
13415	The Caring Pet Service	Los Gatos	Santa Clara	NA	Intermediate	6.15	0.13	6.15	2022	NA	NA	NA	NA
17731	The Home Depot Store #6621	San Jose	Santa Clara	NA	Intermediate	6.15	0.01	6.15	2023	NA	NA	NA	NA
23305	Cupertino Electric Inc	San Jose	Santa Clara	NA	Intermediate	6.15	0.01	6.15	2022	NA	NA	NA	NA
13451	Pacific Bell	Berkeley	Alameda	NA	Intermediate	6.14	0.01	6.14	2022	NA	NA	NA	NA
17587	Global Power Group Inc (Toys "R" Us)	Redwood City	San Mateo	NA	Intermediate	6.13	0.03	6.13	2015	NA	NA	NA	NA
13516	Pacific Bell	San Francisco	San Francisco	NA	Intermediate	6.12	0.01	6.12	2022	NA	NA	NA	NA
17462	City of Redwood City #5546	Redwood City	San Mateo	NA	Intermediate	6.1	0.01	6.1	2023	NA	NA	NA	NA
24521	Grand Hyatt at SFO	San Francisco	San Francisco	NA	Intermediate	6.1	0.01	6.1	2023	NA	NA	NA	NA
5751	BD Biosciences	San Jose	Santa Clara	NA	Intermediate	6.09	0.03	6.09	2022	NA	NA	NA	NA
13772	Hills Plaza Complex	San Francisco	San Francisco	NA	Intermediate	6.09	0.01	6.09	2023	NA	NA	NA	NA
201630	Pacific Commons Owner LP	Fremont	Alameda	NA	Intermediate	6.09	0.01	6.09	2023	NA	NA	NA	NA
18905	Mare Island Outpatient Clinic	Vallejo	Solano	NA	Intermediate	6.07	0.01	6.07	2022	NA	NA	NA	NA
18114	Level 3 Communications LLC	Pittsburg	Contra Costa	NA	Intermediate	6.06	0.01	6.06	2023	NA	NA	NA	NA
18977	Hall Wines	Saint Helena	Napa	NA	Intermediate	6.06	0.01	6.06	2022	NA	NA	NA	NA
24966	Vitalant	San Francisco	San Francisco	NA	Intermediate	6.06	0.01	6.06	2022	NA	NA	NA	NA
13537	Pacific Bell	San Leandro	Alameda	NA	Intermediate	6.05	0.01	6.05	2022	NA	NA	NA	NA
20637	Boehringer Ingelheim Fremont Inc	Fremont	Alameda	NA	Intermediate	6.05	0.08	6.05	2022	2007	7.3	0	NA
202248	Berkeley CA Real Estate LLC	Berkeley	Alameda	NA	Intermediate	6.05	0.01	6.05	2023	NA	NA	NA	NA
202304	VA Santa Rosa CBOC	Santa Rosa	Sonoma	NA	Intermediate	6.05	0.01	6.05	2022	2021	1.1	0	NA
202335	Ehlers Estate Winery	St. Helena	Napa	NA	Intermediate	6.05	0.01	6.05	2022	NA	NA	NA	NA
202430	Landmark Vineyards	Kenwood	Sonoma	NA	Intermediate	6.05	0.01	6.05	2022	NA	NA	NA	NA
202461	Bionova Scientific Inc.	Fremont	Alameda	NA	Intermediate	6.05	0.01	6.05	2023	NA	NA	NA	NA
202554	FB FREMONT 128	Fremont	Alameda	NA	Intermediate	6.05	0.01	6.05	2023	NA	NA	NA	NA
200646	EGP 5855 San Jose LLC	San Jose	Santa Clara	NA	Intermediate	6.04	0.01	6.04	2023	NA	NA	NA	NA
22146	San Leandro Hospital	San Leandro	Alameda	NA	Intermediate	6.03	0.01	6.03	2022	NA	NA	NA	NA
13507	Pacific Bell	Pleasanton	Alameda	NA	Intermediate	6.02	0.01	6.02	2022	NA	NA	NA	NA
13761	Walnut Creek Mutual #58	Walnut Creek	Contra Costa	NA	Intermediate	6.02	0.01	6.02	2023	NA	NA	NA	NA
15560	Four Seasons Hotel San Francisco	San Francisco	San Francisco	NA	Intermediate	6.02	0.01	6.02	2020	NA	NA	NA	NA

Facility Number	Facility Name ⁽¹⁾ (1)See pp. 18-21 of the TAC Control Program Annual Report for important context regarding this data.	City	County	Rule 11-18 Ranking	AB2588 Priority Ranking	Cancer PS	Chronic PS	PS	PS Year	HRA Year	Cancer Risk (chances in a million)	Chronic Hazard Index	Acute Hazard Index
14063	Central Contra Costa Sanitary District	Orinda	Contra Costa	NA	Intermediate	6.01	0.01	6.01	2023	2004	7.1	NA	NA
201988	Amazon.com Service LLC - DFO9	American Canyon	Napa	NA	Intermediate	6.01	0.01	6.01	2022	NA	NA	NA	NA
19169	Marsh Landing LLC (Marsh Landing Generating Sta)	Antioch	Contra Costa	NA	Intermediate	6	0.5	6	2023	NA	NA	NA	NA
21441	The Marker Hotel	San Francisco	San Francisco	NA	Intermediate	6	0.01	6	2023	NA	NA	NA	NA
201978	Storybook Mountain Vineyards	Calistoga	Napa	NA	Intermediate	6	0.01	6	2022	NA	NA	NA	NA
17925	Transamerica Pyramid Properties LLC	San Francisco	San Francisco	NA	Intermediate	5.99	0.01	5.99	2022	NA	NA	NA	NA
12972	Verizon Business	Sunnyvale	Santa Clara	NA	Intermediate	5.98	0.01	5.98	2022	NA	NA	NA	NA
18256	Coastside County Water District	Half Moon Bay	San Mateo	NA	Intermediate	5.98	0.01	5.98	2023	NA	NA	NA	NA
23199	Bergman Residence	Saint Helena	Napa	NA	Intermediate	5.98	0.01	5.98	2022	2015	9.9	0.9	NA
13497	Pacific Bell	Oakland	Alameda	NA	Intermediate	5.97	0.01	5.97	2022	NA	NA	NA	NA
15356	Sonoma County Morgue	Santa Rosa	Sonoma	NA	Intermediate	5.97	0.01	5.97	2023	NA	NA	NA	NA
19293	Digital Realty	Santa Clara	Santa Clara	NA	Intermediate	5.97	0.05	5.97	2022	NA	NA	NA	NA
25119	NEXSJ LLC	San Jose	Santa Clara	NA	Intermediate	5.97	0.02	5.97	2023	NA	NA	NA	NA
201628	Rigetti Computing	Berkeley	Alameda	NA	Intermediate	5.96	0.01	5.96	2022	2019	3	0	NA
14620	Verizon Wireless - Summit #17	Los Gatos	Santa Clara	NA	Intermediate	5.95	0.03	5.95	2021	NA	NA	NA	NA
13862	City of SSF Water Quality Plant	South San Francisco	San Mateo	NA	Intermediate	5.94	0.01	5.94	2022	NA	NA	NA	NA
15781	City of Gilroy	Gilroy	Santa Clara	NA	Intermediate	5.94	0.01	5.94	2022	NA	NA	NA	NA
20071	Harvest Properties Parkside Towers c/o TR Parkside	Foster City	San Mateo	NA	Intermediate	5.94	0.01	5.94	2023	NA	NA	NA	NA
16725	AT&T Mobility/AT&T Services	Concord	Contra Costa	NA	Intermediate	5.93	0.01	5.93	2023	NA	NA	NA	NA
22989	600 Clipper Operating LLC	Belmont	San Mateo	NA	Intermediate	5.92	0.01	5.92	2023	NA	NA	NA	NA
16958	Vallejo Sanitation & Flood Control District	Vallejo	Solano	NA	Intermediate	5.91	0.01	5.91	2023	NA	NA	NA	NA
24720	2016 Telegraph Owner LLC	Oakland	Alameda	NA	Intermediate	5.91	0.01	5.91	2022	NA	NA	NA	NA
14517	Union Sanitary Dist Boyce LS	Fremont	Alameda	NA	Intermediate	5.9	0.01	5.9	2023	NA	NA	NA	NA
202088	Westport Office Park LLC	Redwood City	San Mateo	NA	Intermediate	5.89	0.01	5.89	2023	2023	7.5	0	NA
3779	Contra Costa County	Martinez	Contra Costa	NA	Intermediate	5.87	0.02	5.87	2022	NA	NA	NA	NA
15933	Comcast of California IX Inc	San Mateo	San Mateo	NA	Intermediate	5.87	0.01	5.87	2023	NA	NA	NA	NA
18395	Lowe's of Dublin CA#2273	Dublin	Alameda	NA	Intermediate	5.87	0.02	5.87	2021	NA	NA	NA	NA
23059	Level 3 Communications LLC	Walnut Creek	Contra Costa	NA	Intermediate	5.87	0.01	5.87	2023	NA	NA	NA	NA
200441	KQED Inc.	Brisbane	San Mateo	NA	Intermediate	5.87	0.01	5.87	2022	NA	NA	NA	NA
14541	Sewer Authority Mid-Coastside	El Granada	San Mateo	NA	Intermediate	5.86	0.01	5.86	2023	NA	NA	NA	NA
16825	Lowe's HIW Inc #1901	Cotati	Sonoma	NA	Intermediate	5.86	0.01	5.86	2023	NA	NA	NA	NA
1404	Fairfield-Suisun Sewer District	Fairfield	Solano	NA	Intermediate	5.85	0.06	5.85	2022	NA	NA	NA	NA
21502	101 Lombard Condominiums	San Francisco	San Francisco	NA	Intermediate	5.85	0.01	5.85	2023	NA	NA	NA	NA
14609	One California Street Partners	San Francisco	San Francisco	NA	Intermediate	5.84	0.01	5.84	2023	NA	NA	NA	NA
13510	Pacific Bell	Richmond	Contra Costa	NA	Intermediate	5.83	0.01	5.83	2022	NA	NA	NA	NA
15981	MCI dba Verizon Business	Redwood City	San Mateo	NA	Intermediate	5.83	0.01	5.83	2023	NA	NA	NA	NA
24787	T-C 55 Second Street LLC ⁽¹⁾	San Francisco	San Francisco	NA	Intermediate	5.83	0.01	5.83	2022	2002	2	9.9	0
9255	San Francisco Campus for Jewish Living	San Francisco	San Francisco	NA	Intermediate	5.82	0.04	5.82	2022	NA	NA	NA	NA
15683	Alameda County Public Works Agency	San Leandro	Alameda	NA	Intermediate	5.82	0.01	5.82	2023	NA	NA	NA	NA
201264	Park SFO LLC	South San Francisco	San Mateo	NA	Intermediate	5.82	0.01	5.82	2023	NA	NA	NA	NA
202155	The Benton Apartments	Santa Clara	Santa Clara	NA	Intermediate	5.82	0.01	5.82	2022	NA	NA	NA	NA
202334	Twist Bioscience	Brisbane	San Mateo	NA	Intermediate	5.82	0.01	5.82	2022	NA	NA	NA	NA
11268	Alta Mesa Improvement Company	Palo Alto	Santa Clara	NA	Intermediate	5.8	0.75	5.8	2022	NA	NA	NA	NA
15253	Oracle Corporation	Redwood City	San Mateo	NA	Intermediate	5.8	0.01	5.8	2023	2011	9.8	0.9	NA
17804	One Sansome Street Property LLC	San Francisco	San Francisco	NA	Intermediate	5.8	0.01	5.8	2023	NA	NA	NA	NA
24769	Ross Stores	Dublin	Alameda	NA	Intermediate	5.8	0.01	5.8	2022	2003	2.6	0	NA
25109	Intuitive Surgical Inc	Santa Clara	Santa Clara	NA	Intermediate	5.8	0.01	5.8	2023	NA	NA	NA	NA
6188	Recology Vallejo	Vallejo	Solano	NA	Intermediate	5.79	0.06	5.79	2022	NA	NA	NA	NA
16922	Santa Clara Marriott Hotel	Santa Clara	Santa Clara	NA	Intermediate	5.79	0.01	5.79	2023	NA	NA	NA	NA
17090	Northern California Presbyterian Homes & Services	Portola Valley	San Mateo	NA	Intermediate	5.78	0.05	5.78	2018	NA	NA	NA	NA
23418	MidPen Housing Corporation	Foster City	San Mateo	NA	Intermediate	5.77	0.01	5.77	2022	NA	NA	NA	NA
24077	Dollinger Olcott Associates	Santa Clara	Santa Clara	NA	Intermediate	5.77	0.01	5.77	2023	NA	NA	NA	NA
200623	Stonefire Apartments	Berkeley	Alameda	NA	Intermediate	5.77	0.01	5.77	2022	2017	2.1	0	NA
200828	Peninsula Health Care District	Burlingame	San Mateo	NA	Intermediate	5.77	0.01	5.77	2021	NA	NA	NA	NA
9341	Palace Hotel	San Francisco	San Francisco	NA	Intermediate	5.74	0.03	5.74	2022	NA	NA	NA	NA
22078	Samsung Semiconductor Inc	San Jose	Santa Clara	NA	Intermediate	5.74	0.01	5.74	2023	NA	NA	NA	NA
5474	United States Mint at San Francisco	San Francisco	San Francisco	NA	Intermediate	5.73	0.02	5.73	2022	NA	NA	NA	NA
18922	City of San Jose Municipal Water	San Jose	Santa Clara	NA	Intermediate	5.73	0.01	5.73	2023	NA	NA	NA	NA
23578	Sunnyvale Properties Ventures Macara II LLC	Sunnyvale	Santa Clara	NA	Intermediate	5.73	0.01	5.73	2023	NA	NA	NA	NA
20256	Digital Realty	Santa Clara	Santa Clara	NA	Intermediate	5.72	0.04	5.72	2021	NA	NA	NA	NA
13867	City of SSF Water Quality Plant	South San Francisco	San Mateo	NA	Intermediate	5.71	0.01	5.71	2023	2004	2.3	NA	NA

Facility Number	Facility Name ⁽¹⁾ (1)See pp. 18-21 of the TAC Control Program Annual Report for important context regarding this data.	City	County	Rule 11-18 Ranking	AB2588 Priority Ranking	Cancer PS	Chronic PS	PS	PS Year	HRA Year	Cancer Risk (chances in a million)	Chronic Hazard Index	Acute Hazard Index
15839	Santa Clara Police Facility	Santa Clara	Santa Clara	NA	Intermediate	5.71	0.01	5.71	2023	NA	NA	NA	NA
201778	Contra Costa County Administration Building	Martinez	Contra Costa	NA	Intermediate	5.7	0.01	5.7	2023	2020	3.3	0	NA
23341	Livermore Oaks Joint Venture LLC	Livermore	Alameda	NA	Intermediate	5.69	0.01	5.69	2023	NA	NA	NA	NA
13747	East Bay Municipal Utility Dist	Walnut Creek	Contra Costa	NA	Intermediate	5.68	0.01	5.68	2023	NA	NA	NA	NA
15009	Verizon Wireless Hwy 13/24	Oakland	Alameda	NA	Intermediate	5.68	0.01	5.68	2022	NA	NA	NA	NA
18401	Luminous Solar West LLC	South San Francisco	San Mateo	NA	Intermediate	5.68	0.01	5.68	2023	NA	NA	NA	NA
21361	University of the Pacific	San Francisco	San Francisco	NA	Intermediate	5.68	0.02	5.68	2022	2006	9.5	0.01	NA
25195	1275 Crossman Owner LLC	Sunnyvale	Santa Clara	NA	Intermediate	5.68	0.01	5.68	2023	NA	NA	NA	NA
201790	Higashida Residence	Napa	Napa	NA	Intermediate	5.68	0.01	5.68	2023	NA	NA	NA	NA
15532	Carneros Business Park	Sonoma	Sonoma	NA	Intermediate	5.67	0.01	5.67	2023	NA	NA	NA	NA
24972	Genomic Health Inc	Redwood City	San Mateo	NA	Intermediate	5.67	0.02	5.67	2022	2009	0.91	0	NA
107920	James Ranch-Juvenile Detention Facility	Morgan Hill	Santa Clara	NA	Intermediate	5.67	0.01	5.67	2022	NA	NA	NA	NA
15446	Tamalpais Community Services District	Mill Valley	Marin	NA	Intermediate	5.66	0.01	5.66	2023	NA	NA	NA	NA
15888	Dublin San Ramon Services District	Dublin	Alameda	NA	Intermediate	5.66	0.01	5.66	2023	NA	NA	NA	NA
202217	City of Santa Rosa - Sewer Lift Station #1	Santa Rosa	Sonoma	NA	Intermediate	5.66	0.01	5.66	2022	2021	7.9	0	NA
202435	Demetrix	Berkeley	Alameda	NA	Intermediate	5.66	0.01	5.66	2023	NA	NA	NA	NA
17508	City of Redwood City	Redwood City	San Mateo	NA	Intermediate	5.65	0.01	5.65	2023	NA	NA	NA	NA
22541	Cupertino Healthcare & Wellness Center	Cupertino	Santa Clara	NA	Intermediate	5.64	0.01	5.64	2023	NA	NA	NA	NA
7189	Delta Diablo Sanitation District	Antioch	Contra Costa	NA	Intermediate	5.63	0.01	5.63	2023	2006	1.5	0	NA
18259	County of Santa Clara - VHC Gilroy	Gilroy	Santa Clara	NA	Intermediate	5.63	0.01	5.63	2023	NA	NA	NA	NA
200394	1450 Franklin Street Owners Association	San Francisco	San Francisco	NA	Intermediate	5.63	0.01	5.63	2023	2016	9.9	0	NA
6952	San Francisco Public Utilities Commission	San Francisco	San Francisco	NA	Intermediate	5.62	0.03	5.62	2022	NA	NA	NA	NA
20162	HWA 555 Owners LLC	San Francisco	San Francisco	NA	Intermediate	5.62	0.02	5.62	2022	NA	NA	NA	NA
64	Equilon Enterprises LLC-San Jose Terminal	San Jose	Santa Clara	NA	Intermediate	5.61	0.14	5.61	2022	NA	NA	NA	NA
202052	14390 Washington	San Leandro	Alameda	NA	Intermediate	5.61	0.01	5.61	2023	NA	NA	NA	NA
202053	Conn Creek Winery	Saint Helena	Napa	NA	Intermediate	5.61	0.01	5.61	2023	NA	NA	NA	NA
202242	Zone 2.1 Pump Station	Brentwood	Contra Costa	NA	Intermediate	5.61	0.01	5.61	2022	NA	NA	NA	NA
3312	Zanker Road Resource Management Ltd	San Jose	Santa Clara	NA	Intermediate	5.6	0.1	5.6	2023	NA	NA	NA	NA
5383	Foothill Community College	Los Altos	Santa Clara	NA	Intermediate	5.6	0.03	5.6	2022	NA	NA	NA	NA
18599	SRS Development	Walnut Creek	Contra Costa	NA	Intermediate	5.6	0.01	5.6	2022	NA	NA	NA	NA
9080	Sonoma County Facilities Dev & Mngmt Div	Santa Rosa	Sonoma	NA	Intermediate	5.59	0.03	5.59	2023	NA	NA	NA	NA
21170	Alexandria Real Estate Eq Inc	South San Francisco	San Mateo	NA	Intermediate	5.58	0.07	5.58	2022	2018	1.7	0	NA
19170	North Coast County Water District	San Bruno	San Mateo	NA	Intermediate	5.57	0.01	5.57	2023	2008	3.1	0	NA
2094	Contra Costa County	Martinez	Contra Costa	NA	Intermediate	5.56	0.01	5.56	2023	NA	NA	NA	NA
21492	350-380 Ellis Street	Mountain View	Santa Clara	NA	Intermediate	5.56	0.01	5.56	2022	NA	NA	NA	NA
25217	GLTC 1600 Technology Drive LLC	San Jose	Santa Clara	NA	Intermediate	5.56	0.02	5.56	2022	NA	NA	NA	NA
108501	City of San Carlos - Corporation Yard	San Carlos	San Mateo	NA	Intermediate	5.55	0.01	5.55	2022	NA	NA	NA	NA
16908	Beacon Commercial Owners Association	San Francisco	San Francisco	NA	Intermediate	5.54	0.01	5.54	2023	NA	NA	NA	NA
21663	Sony Interactive Entertainment LLC	San Mateo	San Mateo	NA	Intermediate	5.54	0.01	5.54	2023	NA	NA	NA	NA
22949	Apple Inc	Sunnyvale	Santa Clara	NA	Intermediate	5.54	0.01	5.54	2022	NA	NA	NA	NA
22955	Natera Inc	San Carlos	San Mateo	NA	Intermediate	5.54	0.01	5.54	2022	NA	NA	NA	NA
13514	Pacific Bell	San Carlos	San Mateo	NA	Intermediate	5.52	0.01	5.52	2022	NA	NA	NA	NA
19702	Wind River Systems Inc	Alameda	Alameda	NA	Intermediate	5.52	0.01	5.52	2023	NA	NA	NA	NA
24254	DWF V 2999OAK LLC	Walnut Creek	Contra Costa	NA	Intermediate	5.51	0.01	5.51	2023	NA	NA	NA	NA
15624	199 New Montgomery Owners Assoc c/o Titan Mgmt Grp	San Francisco	San Francisco	NA	Intermediate	5.5	0.01	5.5	2015	NA	NA	NA	NA
21077	SPF China Basin Holdings LLC	San Francisco	San Francisco	NA	Intermediate	5.5	0.01	5.5	2022	NA	NA	NA	NA
21455	Union Bank	San Francisco	San Francisco	NA	Intermediate	5.5	0.01	5.5	2022	NA	NA	NA	NA
22410	ROMEL 400 SECR LLC	San Mateo	San Mateo	NA	Intermediate	5.5	0.02	5.5	2023	2013	1.95	0	NA
14231	Griffith Pump Station	San Francisco	San Francisco	NA	Intermediate	5.48	0.01	5.48	2023	NA	NA	NA	NA
19600	City of Union City	Union City	Alameda	NA	Intermediate	5.48	0.01	5.48	2022	NA	NA	NA	NA
16710	Lowe's HIW Inc	Antioch	Contra Costa	NA	Intermediate	5.46	0.01	5.46	2023	NA	NA	NA	NA
19594	Lowe's HIW Inc	San Jose	Santa Clara	NA	Intermediate	5.45	0.01	5.45	2023	NA	NA	NA	NA
24589	Applied Materials	Santa Clara	Santa Clara	NA	Intermediate	5.45	0.03	5.45	2023	NA	NA	NA	NA
14228	City of Mountain View Fleet Services	Mountain View	Santa Clara	NA	Intermediate	5.44	0.01	5.44	2023	NA	NA	NA	NA
17438	PR 3979 Freedom Circle LLC	Santa Clara	Santa Clara	NA	Intermediate	5.44	0.02	5.44	2022	NA	NA	NA	NA
19141	SJC Fuel Company LLC	San Jose	Santa Clara	NA	Intermediate	5.44	0.01	5.44	2022	2009	4.1	0	NA
23499	Intel Corporation	San Jose	Santa Clara	NA	Intermediate	5.44	0.01	5.44	2023	NA	NA	NA	NA
202045	Aperio Group	Sausalito	Marin	NA	Intermediate	5.43	0.01	5.43	2022	NA	NA	NA	NA
13496	Pacific Bell	Oakland	Alameda	NA	Intermediate	5.42	0.01	5.42	2022	NA	NA	NA	NA
13964	City of Pittsburg City Hall	Pittsburg	Contra Costa	NA	Intermediate	5.42	0.01	5.42	2022	NA	NA	NA	NA
17797	Marianist Center	Cupertino	Santa Clara	NA	Intermediate	5.42	0.01	5.42	2022	NA	NA	NA	NA

Facility Number	Facility Name ⁽¹⁾ (1)See pp. 18-21 of the TAC Control Program Annual Report for important context regarding this data.	City	County	Rule 11-18 Ranking	AB2588 Priority Ranking	Cancer PS	Chronic PS	PS	PS Year	HRA Year	Cancer Risk (chances in a million)	Chronic Hazard Index	Acute Hazard Index
19025	City of Fremont Development	Fremont	Alameda	NA	Intermediate	5.42	0.01	5.42	2022	2008	3.2	0	NA
19364	California Pacific Medical Center Research	San Francisco	San Francisco	NA	Intermediate	5.42	0.01	5.42	2023	NA	NA	NA	NA
19655	San Francisco Public Utilities Commission	Milpitas	Santa Clara	NA	Intermediate	5.41	0.01	5.41	2022	NA	NA	NA	NA
202081	Google Inc.	Palo Alto	Santa Clara	NA	Intermediate	5.4	0.01	5.4	2023	2020	1.4	0	NA
201771	Contra Costa County Fire Protection District	San Pablo	Contra Costa	NA	Intermediate	5.39	0.01	5.39	2022	NA	NA	NA	NA
14138	Contra Costa County	Martinez	Contra Costa	NA	Intermediate	5.38	0.01	5.38	2023	NA	NA	NA	NA
21595	Williams Household	Woodside	San Mateo	NA	Intermediate	5.37	0.01	5.37	2022	NA	NA	NA	NA
21825	Lytton Gateway LLC	Palo Alto	Santa Clara	NA	Intermediate	5.37	0.01	5.37	2023	NA	NA	NA	NA
21519	Alameda County Water District	Fremont	Alameda	NA	Intermediate	5.36	0.01	5.36	2022	2012	9.9	NA	NA
22357	Santa Rosa Surgery Center	Santa Rosa	Sonoma	NA	Intermediate	5.36	0.01	5.36	2022	NA	NA	NA	NA
24129	TransMontaigne Operating Company LP	Richmond	Contra Costa	NA	Intermediate	5.36	0.03	5.36	2023	NA	NA	NA	NA
14145	Contra Costa County	Concord	Contra Costa	NA	Intermediate	5.35	0.01	5.35	2023	NA	NA	NA	NA
14814	Pacific Bell	Mill Valley	Marin	NA	Intermediate	5.35	0.01	5.35	2023	2002	9.9	0.01	NA
18877	South San Francisco Water Quality	South San Francisco	San Mateo	NA	Intermediate	5.35	0.01	5.35	2023	NA	NA	NA	NA
15300	KFSF TV 66	San Francisco	San Francisco	NA	Intermediate	5.34	0.01	5.34	2023	NA	NA	NA	NA
16497	PPF OFF 150 California Street LP	San Francisco	San Francisco	NA	Intermediate	5.34	0.01	5.34	2022	NA	NA	NA	NA
201712	123 New Place	Hillsborough	San Mateo	NA	Intermediate	5.33	0.01	5.33	2023	NA	NA	NA	NA
21780	BP MV Research Park LLC / BOSTON PROPERTIES	Mountain View	Santa Clara	NA	Intermediate	5.32	0.01	5.32	2022	NA	NA	NA	NA
13265	Santa Clara County Roads & Airports Dept	Palo Alto	Santa Clara	NA	Intermediate	5.31	0.02	5.31	2023	NA	NA	NA	NA
24622	San Francisco Bay Area Rapid Transit District	Oakland	Alameda	NA	Intermediate	5.31	0.01	5.31	2023	2018	9.9	0.9	NA
201340	Sangamo Therapeutics Inc.	Brisbane	San Mateo	NA	Intermediate	5.31	0.01	5.31	2022	NA	NA	NA	NA
21267	Fremont Hospital	Fremont	Alameda	NA	Intermediate	5.3	0.02	5.3	2020	NA	NA	NA	NA
24192	Irvine Company LLC	Sunnyvale	Santa Clara	NA	Intermediate	5.3	0.01	5.3	2023	NA	NA	NA	NA
4122	Cedar Lawn Memorial Park & Mortuary	Fremont	Alameda	NA	Intermediate	5.29	0.69	5.29	2023	NA	NA	NA	NA
13448	Pacific Bell	Angwin	Napa	NA	Intermediate	5.29	0.01	5.29	2022	NA	NA	NA	NA
19648	City of Gilroy	Gilroy	Santa Clara	NA	Intermediate	5.29	0.01	5.29	2023	NA	NA	NA	NA
23403	Apple Inc	Cupertino	Santa Clara	NA	Intermediate	5.29	0.01	5.29	2022	NA	NA	NA	NA
15585	Comcast Communications	San Francisco	San Francisco	NA	Intermediate	5.27	0.01	5.27	2022	NA	NA	NA	NA
21709	Sunset Development Company	San Ramon	Contra Costa	NA	Intermediate	5.27	0.04	5.27	2023	NA	NA	NA	NA
201977	Oliver's Market	Santa Rosa	Sonoma	NA	Intermediate	5.25	0.01	5.25	2022	NA	NA	NA	NA
13533	Pacific Bell	San Jose	Santa Clara	NA	Intermediate	5.22	0.01	5.22	2022	NA	NA	NA	NA
14149	Contra Costa County	Pittsburg	Contra Costa	NA	Intermediate	5.22	0.01	5.22	2022	NA	NA	NA	NA
22586	JJ&W - Walsh LLC	Santa Clara	Santa Clara	NA	Intermediate	5.22	0.01	5.22	2023	NA	NA	NA	NA
13505	AT&T	Pleasanton	Alameda	NA	Intermediate	5.21	0.01	5.21	2022	NA	NA	NA	NA
23711	USPA City Center LLC c/o Harvest Properties	Oakland	Alameda	NA	Intermediate	5.21	0.01	5.21	2023	NA	NA	NA	NA
200766	City of Concord	Concord	Contra Costa	NA	Intermediate	5.19	0.01	5.19	2022	NA	NA	NA	NA
20263	City of Hayward	Hayward	Alameda	NA	Intermediate	5.18	0.01	5.18	2023	NA	NA	NA	NA
201715	Waterfront Plaza Properties	Burlingame	San Mateo	NA	Intermediate	5.17	0.01	5.17	2023	NA	NA	NA	NA
23497	Go-Brickman 550 Kearny Owner LLC	San Francisco	San Francisco	NA	Intermediate	5.16	0.02	5.16	2017	NA	NA	NA	NA
6205	Pacific Bell	Moraga	Contra Costa	NA	Intermediate	5.15	0.02	5.15	2022	NA	NA	NA	NA
201935	Napa Logistics Park Building 4	American Canyon	Napa	NA	Intermediate	5.15	0.01	5.15	2022	NA	NA	NA	NA
202368	751 Gateway Center LLC	South San Francisco	San Mateo	NA	Intermediate	5.14	0.01	5.14	2023	NA	NA	NA	NA
202384	Tenaya Therapeutics	Union City	Alameda	NA	Intermediate	5.14	0.01	5.14	2023	NA	NA	NA	NA
14144	Contra Costa County	Martinez	Contra Costa	NA	Intermediate	5.13	0.02	5.13	2022	NA	NA	NA	NA
16994	Thermo Fisher Scientific (dba Dionex)	Sunnyvale	Santa Clara	NA	Intermediate	5.13	0.01	5.13	2022	NA	NA	NA	NA
19796	San Jose Water Company	San Jose	Santa Clara	NA	Intermediate	5.13	0.01	5.13	2023	NA	NA	NA	NA
17507	City of Redwood City	Redwood City	San Mateo	NA	Intermediate	5.12	0.01	5.12	2023	NA	NA	NA	NA
19794	San Jose Water Company	San Jose	Santa Clara	NA	Intermediate	5.12	0.01	5.12	2023	NA	NA	NA	NA
14430	City of American Canyon	American Canyon	Napa	NA	Intermediate	5.11	0.01	5.11	2023	NA	NA	NA	NA
17733	The Home Depot #6635	San Jose	Santa Clara	NA	Intermediate	5.11	0.01	5.11	2023	NA	NA	NA	NA
18262	225 Bush St Owners LLC c/o 225 Bush St Partners	San Francisco	San Francisco	NA	Intermediate	5.11	0.01	5.11	2023	NA	NA	NA	NA
202068	Cakebread Cellars	Napa	Napa	NA	Intermediate	5.09	0.01	5.09	2022	NA	NA	NA	NA
16853	Town of Windsor	Windsor	Sonoma	NA	Intermediate	5.07	0.01	5.07	2023	2004	2	NA	NA
17159	City of Milpitas	Milpitas	Santa Clara	NA	Intermediate	5.07	0.01	5.07	2023	NA	NA	NA	NA
20774	Sutter Square Holdings LLC	Concord	Contra Costa	NA	Intermediate	5.06	0.01	5.06	2023	NA	NA	NA	NA
22008	Nordstrom	Palo Alto	Santa Clara	NA	Intermediate	5.05	0.01	5.05	2023	NA	NA	NA	NA
20044	City of Santa Rosa	Santa Rosa	Sonoma	NA	Intermediate	5.04	0.01	5.04	2023	NA	NA	NA	NA
202013	Poetry Inn	Napa	Napa	NA	Intermediate	5.03	0.01	5.03	2022	NA	NA	NA	NA
1771	City of Santa Clara	Santa Clara	Santa Clara	NA	Intermediate	5.01	0.19	5.01	2022	NA	NA	NA	NA

Facility Number	Facility Name ⁽¹⁾ (1)See pp. 18-21 of the TAC Control Program Annual Report for important context regarding this data.	City	County	Rule 11-18 Ranking	AB2588 Priority Ranking	Cancer PS	Chronic PS	PS	PS Year	HRA Year	Cancer Risk (chances in a million)	Chronic Hazard Index	Acute Hazard Index
22243	Mardit Properties Limited Partnership	Sunnyvale	Santa Clara	NA	Intermediate	5.01	0.01	5.01	2018	NA	NA	NA	NA
200812	ARINC Livermore	Livermore	Alameda	NA	Intermediate	5.01	0.01	5.01	2023	NA	NA	NA	NA
201980	Legoland Discovery Center Bay Area	Milpitas	Santa Clara	NA	Intermediate	5.01	0.01	5.01	2023	NA	NA	NA	NA
13455	Pacific Bell	Calistoga	Napa	NA	Intermediate	5	0.01	5	2022	NA	NA	NA	NA
13975	Kaiser Permanente Walnut Creek Data Center	Walnut Creek	Contra Costa	NA	Intermediate	4.99	0.01	4.99	2023	NA	NA	NA	NA
20260	Atria Senior Living Group Inc	Walnut Creek	Contra Costa	NA	Intermediate	4.99	0.01	4.99	2023	NA	NA	NA	NA
21930	San Francisco Public Utilities Commission	San Francisco	San Francisco	NA	Intermediate	4.99	0.02	4.99	2023	2015	9.1	NA	NA
2053	Sausalito-Marín City Sanitary District	Sausalito	Marin	NA	Intermediate	4.98	0.29	4.98	2023	NA	NA	NA	NA
201554	CAP Tranche 2 LLC- G4	San Jose	Santa Clara	NA	Intermediate	4.97	0.01	4.97	2023	NA	NA	NA	NA
21537	Wells Fargo Bank c/o Jones Lang LaSalle	San Leandro	Alameda	NA	Intermediate	4.96	0.01	4.96	2023	NA	NA	NA	NA
14372	Contra Costa County Fire Protection District	Pleasant Hill	Contra Costa	NA	Intermediate	4.95	0.01	4.95	2019	NA	NA	NA	NA
14532	AC Transit General Office	Oakland	Alameda	NA	Intermediate	4.95	0.01	4.95	2023	NA	NA	NA	NA
24005	Stonebridge Companies	San Francisco	San Francisco	NA	Intermediate	4.95	0.03	4.95	2023	NA	NA	NA	NA
201159	Holden of San Jose LLC	San Jose	Santa Clara	NA	Intermediate	4.95	0.01	4.95	2021	NA	NA	NA	NA
202394	IV-6 FRE127	Fremont	Alameda	NA	Intermediate	4.95	0.01	4.95	2022	NA	NA	NA	NA
202683	1307 66th LLC	Emeryville	Alameda	NA	Intermediate	4.95	0.01	4.95	2023	2022	2.9	0	NA
13957	Avaton Bay Communities Inc	San Francisco	San Francisco	NA	Intermediate	4.94	0.02	4.94	2022	NA	NA	NA	NA
14590	City of Fremont	Fremont	Alameda	NA	Intermediate	4.94	0.01	4.94	2022	NA	NA	NA	NA
18177	Sonoma County Sheriff's Office	Petaluma	Sonoma	NA	Intermediate	4.94	0.01	4.94	2023	2007	0.1	0	NA
19135	Kaiser Permanente	Napa	Napa	NA	Intermediate	4.94	0.01	4.94	2020	NA	NA	NA	NA
20623	Police Department - City of San Ramon	San Ramon	Contra Costa	NA	Intermediate	4.94	0.01	4.94	2023	NA	NA	NA	NA
20751	New Cingular Wireless dba AT&T Mobility	Castro Valley	Alameda	NA	Intermediate	4.93	0.18	4.93	2023	NA	NA	NA	NA
200961	Town of Colma	Colma	San Mateo	NA	Intermediate	4.93	0.01	4.93	2021	NA	NA	NA	NA
201089	City of San Francisco Water Dept. / Dept. of Technologies For	San Francisco	San Francisco	NA	Intermediate	4.93	0.01	4.93	2022	NA	NA	NA	NA
201428	Alviso Storm Pump Station	San Jose	Santa Clara	NA	Intermediate	4.93	0.01	4.93	2023	2018	1.2	0	NA
201803	Ascendis Pharma	Redwood City	San Mateo	NA	Intermediate	4.93	0.01	4.93	2023	NA	NA	NA	NA
14248	Fairfield-Suisun Sewer District (Central Pump Sta)	Fairfield	Solano	NA	Intermediate	4.92	0.01	4.92	2022	NA	NA	NA	NA
22085	Dolby Laboratories Inc	San Francisco	San Francisco	NA	Intermediate	4.92	0.01	4.92	2022	NA	NA	NA	NA
5878	Solano County Health and Social Services	Fairfield	Solano	NA	Intermediate	4.91	0.01	4.91	2022	NA	NA	NA	NA
14542	Sewer Authority Mid-Coastside	Half Moon Bay	San Mateo	NA	Intermediate	4.91	0.01	4.91	2023	NA	NA	NA	NA
20326	Digital Realty	Santa Clara	Santa Clara	NA	Intermediate	4.91	0.02	4.91	2022	NA	NA	NA	NA
24992	BGO Ardenwood Owner LLC	Fremont	Alameda	NA	Intermediate	4.91	0.01	4.91	2023	NA	NA	NA	NA
15454	The Peninsula Mandalay OA c/o Titan Management	South San Francisco	San Mateo	NA	Intermediate	4.9	0.02	4.9	2016	NA	NA	NA	NA
19294	RAR2-Stadium Tech Center 123 LL c/o JLL	Santa Clara	Santa Clara	NA	Intermediate	4.9	0.01	4.9	2023	NA	NA	NA	NA
22103	Valdez Plaza	Oakland	Alameda	NA	Intermediate	4.89	0.01	4.89	2023	NA	NA	NA	NA
24061	Ellis 350 Associates LP	San Francisco	San Francisco	NA	Intermediate	4.89	0.01	4.89	2022	NA	NA	NA	NA
200127	Kimco Realty Corporation/Endpoint Consulting Inc.	Fremont	Alameda	NA	Intermediate	4.89	0.05	4.89	2022	NA	NA	NA	NA
201834	Harmonic Inc.	San Jose	Santa Clara	NA	Intermediate	4.89	0.01	4.89	2023	NA	NA	NA	NA
3711	Sutter Health Eden Medical Center	Castro Valley	Alameda	NA	Intermediate	4.88	0.04	4.88	2023	2010	9.9	0.9	NA
22061	Abbott Diagnostics	Santa Clara	Santa Clara	NA	Intermediate	4.88	0.01	4.88	2022	NA	NA	NA	NA
22524	Trinity Management	San Francisco	San Francisco	NA	Intermediate	4.88	0.01	4.88	2023	NA	NA	NA	NA
200668	Clos duVal Winery	Napa	Napa	NA	Intermediate	4.88	0.01	4.88	2023	NA	NA	NA	NA
18027	City of Oakland Envr Scvs Division	Oakland	Alameda	NA	Intermediate	4.87	0.02	4.87	2022	NA	NA	NA	NA
18429	Sonoma County Human Services Building	Santa Rosa	Sonoma	NA	Intermediate	4.87	0.01	4.87	2023	2007	2.9	0	NA
9597	Central Contra Costa Sanitary District	Walnut Creek	Contra Costa	NA	Intermediate	4.86	0.01	4.86	2023	NA	NA	NA	NA
19514	Oakland Center 21	Oakland	Alameda	NA	Intermediate	4.86	0.02	4.86	2022	NA	NA	NA	NA
201499	Google LLC	Mountain View	Santa Clara	NA	Intermediate	4.86	0.01	4.86	2022	NA	NA	NA	NA
202035	Rudd Vineyards LLC	Napa	Napa	NA	Intermediate	4.86	0.01	4.86	2023	NA	NA	NA	NA
24719	KIMCO Realty	Hayward	Alameda	NA	Intermediate	4.85	0.05	4.85	2023	NA	NA	NA	NA
13121	Young's Market Company	Morgan Hill	Santa Clara	NA	Intermediate	4.84	0.01	4.84	2022	NA	NA	NA	NA
14068	S F Bay Area Rapid Transit District	Oakland	Alameda	NA	Intermediate	4.84	0.01	4.84	2023	NA	NA	NA	NA
14100	Vitalant	Brisbane	San Mateo	NA	Intermediate	4.84	0.01	4.84	2023	NA	NA	NA	NA
18593	Healthpeak Properties Inc. c/o CB Richard Ellis Property Man	South San Francisco	San Mateo	NA	Intermediate	4.84	0.01	4.84	2023	NA	NA	NA	NA
24689	Apple Valley Post Acute Rehab	Sebastopol	Sonoma	NA	Intermediate	4.84	0.01	4.84	2023	NA	NA	NA	NA
201731	Eleanor Apartments (Milpitas)	Milpitas	Santa Clara	NA	Intermediate	4.84	0.01	4.84	2022	NA	NA	NA	NA
201974	1545 Park Ave.	Emeryville	Alameda	NA	Intermediate	4.84	0.01	4.84	2023	NA	NA	NA	NA
202356	Pacific Research Center	Newark	Alameda	NA	Intermediate	4.84	0.01	4.84	2023	NA	NA	NA	NA
15785	AT&T Bush Street	San Francisco	San Francisco	NA	Intermediate	4.83	0.01	4.83	2023	NA	NA	NA	NA
19798	Fremont Surgery Center	Fremont	Alameda	NA	Intermediate	4.83	0.01	4.83	2023	NA	NA	NA	NA

Facility Number	Facility Name ⁽¹⁾ (1)See pp. 18-21 of the TAC Control Program Annual Report for important context regarding this data.	City	County	Rule 11-18 Ranking	AB2588 Priority Ranking	Cancer PS	Chronic PS	PS	PS Year	HRA Year	Cancer Risk (chances in a million)	Chronic Hazard Index	Acute Hazard Index
20486	400 Howard Street	San Francisco	San Francisco	NA	Intermediate	4.83	0.01	4.83	2022	NA	NA	NA	NA
17778	New Cingular Wireless db AT&T Mobility	Napa	Napa	NA	Intermediate	4.82	0.01	4.82	2022	NA	NA	NA	NA
23153	Leland Stanford Junior University	Palo Alto	Santa Clara	NA	Intermediate	4.82	0.01	4.82	2022	NA	NA	NA	NA
14002	Allergan Inc	Campbell	Santa Clara	NA	Intermediate	4.81	0.02	4.81	2022	NA	NA	NA	NA
23291	KBS 111 Ten Almaden LLC	San Jose	Santa Clara	NA	Intermediate	4.81	0.01	4.81	2023	NA	NA	NA	NA
12449	Federal Aviation Administration SFO	Millbrae	San Mateo	NA	Intermediate	4.8	0.01	4.8	2023	NA	NA	NA	NA
19229	Google LLC	Mountain View	Santa Clara	NA	Intermediate	4.8	0.01	4.8	2022	NA	NA	NA	NA
19649	SFPUC	San Francisco	San Francisco	NA	Intermediate	4.8	0.01	4.8	2022	NA	NA	NA	NA
21436	Ghirardelli Square	San Francisco	San Francisco	NA	Intermediate	4.8	0.01	4.8	2022	2023	9.9	0	NA
17988	City & County of San Francisco	San Francisco	San Francisco	NA	Intermediate	4.79	0.01	4.79	2022	NA	NA	NA	NA
22899	City of Santa Clara - Water & Sewer Utilities	Santa Clara	Santa Clara	NA	Intermediate	4.79	0.01	4.79	2023	NA	NA	NA	NA
23785	California Plaza Owner LLC	Walnut Creek	Contra Costa	NA	Intermediate	4.79	0.01	4.79	2023	NA	NA	NA	NA
10703	One Embarcadero Center/Boston Properties Inc	San Francisco	San Francisco	NA	Intermediate	4.78	0.02	4.78	2023	NA	NA	NA	NA
19859	Ygnacio Center Owner LLC	Walnut Creek	Contra Costa	NA	Intermediate	4.78	0.01	4.78	2022	NA	NA	NA	NA
200678	Jackson Family Wines	Oakville	Napa	NA	Intermediate	4.78	0.01	4.78	2023	2017	9.9	0.9	NA
14805	Federal Aviation Administration	Napa	Napa	NA	Intermediate	4.77	0.01	4.77	2023	NA	NA	NA	NA
18488	Level (3) Communications LLC	San Francisco	San Francisco	NA	Intermediate	4.77	0.01	4.77	2023	NA	NA	NA	NA
19215	Level 3 Communications	San Jose	Santa Clara	NA	Intermediate	4.77	0.01	4.77	2023	NA	NA	NA	NA
20709	The Fillmore Center Commercial	San Francisco	San Francisco	NA	Intermediate	4.76	0.01	4.76	2022	NA	NA	NA	NA
13168	NavSite Inc	San Jose	Santa Clara	NA	Intermediate	4.75	0.02	4.75	2017	NA	NA	NA	NA
13829	Boston Properties	San Francisco	San Francisco	NA	Intermediate	4.75	0.01	4.75	2023	NA	NA	NA	NA
201746	HPE Milpitas	Milpitas	Santa Clara	NA	Intermediate	4.73	0.01	4.73	2023	NA	NA	NA	NA
19580	Peralta Community Colleges District Admin Center	Oakland	Alameda	NA	Intermediate	4.72	0.03	4.72	2021	NA	NA	NA	NA
19758	60SOMA Fee Owner CA LLC c/o Harvest Properties	San Jose	Santa Clara	NA	Intermediate	4.72	0.01	4.72	2023	NA	NA	NA	NA
200949	HPE	Milpitas	Santa Clara	NA	Intermediate	4.71	0.01	4.71	2023	NA	NA	NA	NA
202466	Butterfield Tech Park	Morgan Hill	Santa Clara	NA	Intermediate	4.71	0.01	4.71	2023	NA	NA	NA	NA
13550	SBC ⁽¹⁾	Sunnyvale	Santa Clara	NA	Intermediate	4.7	0.01	4.7	2022	2003	10	0.9	0
19605	El Camino Hospital - Los Gatos	Los Gatos	Santa Clara	NA	Intermediate	4.68	0.01	4.68	2023	NA	NA	NA	NA
21140	Union For Reform Judaism	Santa Rosa	Sonoma	NA	Intermediate	4.68	0.01	4.68	2023	NA	NA	NA	NA
18400	Golden Gate Ntl Recreation Area	Sausalito	Marin	NA	Intermediate	4.67	0.01	4.67	2022	NA	NA	NA	NA
8519	CBS BROADCASTING INC	San Francisco	San Francisco	NA	Intermediate	4.66	0.01	4.66	2022	NA	NA	NA	NA
13284	dba Manheim San Francisco Bay	Hayward	Alameda	NA	Intermediate	4.66	0.01	4.66	2015	NA	NA	NA	NA
20795	IKanos Communications	Fremont	Alameda	NA	Intermediate	4.66	0.01	4.66	2015	NA	NA	NA	NA
25092	Photop Technologies Inc	Santa Rosa	Sonoma	NA	Intermediate	4.66	0.04	4.66	2023	2022	0.19	0	0.08
21826	Sutro BioPharma	San Carlos	San Mateo	NA	Intermediate	4.65	0.01	4.65	2020	NA	NA	NA	NA
106943	Solano Community College	Suisun City	Solano	NA	Intermediate	4.65	0.01	4.65	2023	NA	NA	NA	NA
3152	Lam Research Corporation - Fremont Campus	Fremont	Alameda	NA	Intermediate	4.64	0.07	4.64	2023	NA	NA	NA	NA
15593	Touro University California	Vallejo	Solano	NA	Intermediate	4.64	0.02	4.64	2023	NA	NA	NA	NA
17787	City of Fremont	Fremont	Alameda	NA	Intermediate	4.63	0.01	4.63	2022	NA	NA	NA	NA
18655	The Home Depot Store #1861	San Jose	Santa Clara	NA	Intermediate	4.63	0.01	4.63	2022	NA	NA	NA	NA
19645	Bio-Rad Laboratories	Richmond	Contra Costa	NA	Intermediate	4.63	0.01	4.63	2023	NA	NA	NA	NA
21507	111 Sutter Street Owners LP	San Francisco	San Francisco	NA	Intermediate	4.63	0.01	4.63	2022	NA	NA	NA	NA
14246	Fairfield-Suisun Sewer Dist Cord-Beck-Chad Pump St	Fairfield	Solano	NA	Intermediate	4.62	0.01	4.62	2022	NA	NA	NA	NA
16386	San Rafael Sanitation District	San Rafael	Marin	NA	Intermediate	4.62	0.01	4.62	2022	NA	NA	NA	NA
200483	Frito-Lay Inc.	San Jose	Santa Clara	NA	Intermediate	4.62	0.01	4.62	2023	NA	NA	NA	NA
2233	International Paper	Gilroy	Santa Clara	NA	Intermediate	4.61	0.04	4.61	2021	NA	NA	NA	NA
14105	City of Daly City	Daly City	San Mateo	NA	Intermediate	4.61	0.01	4.61	2023	NA	NA	NA	NA
23051	Ashford TRS Fremont LLC dba Marriott	Fremont	Alameda	NA	Intermediate	4.61	0.01	4.61	2023	NA	NA	NA	NA
23473	Apple Inc	Sunnyvale	Santa Clara	NA	Intermediate	4.6	0.01	4.6	2022	NA	NA	NA	NA
13631	Morgan Advanced Materials	Hayward	Alameda	NA	Intermediate	4.59	0.02	4.59	2022	NA	NA	NA	NA
19366	Comcast Sportsnet Bay Area	San Francisco	San Francisco	NA	Intermediate	4.59	0.01	4.59	2023	NA	NA	NA	NA
24352	Seer Inc.	Redwood City	San Mateo	NA	Intermediate	4.59	0.01	4.59	2023	NA	NA	NA	NA
14606	West County Wastewater District	San Pablo	Contra Costa	NA	Intermediate	4.58	0.02	4.58	2021	NA	NA	NA	NA
18542	Napa County Animal Shelter	Napa	Napa	NA	Intermediate	4.58	0.01	4.58	2022	NA	NA	NA	NA
14142	Contra Costa County	Richmond	Contra Costa	NA	Intermediate	4.57	0.02	4.57	2023	NA	NA	NA	NA
21004	Level 3 Communications	Hayward	Alameda	NA	Intermediate	4.57	0.01	4.57	2023	NA	NA	NA	NA
12810	Alameda County Water District	Newark	Alameda	NA	Intermediate	4.56	0.01	4.56	2023	NA	NA	NA	NA
16091	Comcast of California III Inc	San Francisco	San Francisco	NA	Intermediate	4.56	0.01	4.56	2022	NA	NA	NA	NA
21343	Andy Rogers Residence	Oakland	Alameda	NA	Intermediate	4.56	0.01	4.56	2023	NA	NA	NA	NA
21426	Franciscan Vineyards Inc. dba Quarry Winery	Sonoma	Sonoma	NA	Intermediate	4.56	0.01	4.56	2023	NA	NA	NA	NA
3885	Alameda Health System - Highland Hospital Campus	Oakland	Alameda	NA	Intermediate	4.55	0.04	4.55	2022	2002	9.7	0	NA

Facility Number	Facility Name ⁽¹⁾ (1)See pp. 18-21 of the TAC Control Program Annual Report for important context regarding this data.	City	County	Rule 11-18 Ranking	AB2588 Priority Ranking	Cancer PS	Chronic PS	PS	PS Year	HRA Year	Cancer Risk (chances in a million)	Chronic Hazard Index	Acute Hazard Index
14371	UCSF Benioff Childrens Hospital - Oakland - RI	Oakland	Alameda	NA	Intermediate	4.55	0.01	4.55	2023	NA	NA	NA	NA
201086	Roche Molecular Systems Inc	Santa Clara	Santa Clara	NA	Intermediate	4.55	0.01	4.55	2023	NA	NA	NA	NA
13716	East Bay Municipal Utility Dist - Danville PP	Danville	Contra Costa	NA	Intermediate	4.54	0.01	4.54	2023	NA	NA	NA	NA
13935	Novato Sanitary District	Novato	Marin	NA	Intermediate	4.54	0.01	4.54	2022	NA	NA	NA	NA
14042	Contra Costa Water District	Brentwood	Contra Costa	NA	Intermediate	4.54	0.01	4.54	2023	NA	NA	NA	NA
21814	The Clorox Company	Pleasanton	Alameda	NA	Intermediate	4.54	0.01	4.54	2023	NA	NA	NA	NA
23239	Alameda County Fire	San Lorenzo	Alameda	NA	Intermediate	4.54	0.02	4.54	2020	NA	NA	NA	NA
18	GenOn Delta LLC	Antioch	Contra Costa	NA	Intermediate	4.53	0.01	4.53	2022	NA	NA	NA	NA
16937	City of Pleasanton	Pleasanton	Alameda	NA	Intermediate	4.53	0.01	4.53	2023	NA	NA	NA	NA
21734	Eastern Park Apartments	San Francisco	San Francisco	NA	Intermediate	4.53	0.02	4.53	2022	NA	NA	NA	NA
23857	Busch Semiconductor Vacuum Group LLC	Morgan Hill	Santa Clara	NA	Intermediate	4.53	0	4.53	2019	NA	NA	NA	NA
202305	Guardant - East Bay	Union City	Alameda	NA	Intermediate	4.53	0.01	4.53	2022	NA	NA	NA	NA
202114	2000 Sierra Point Parkway	Brisbane	San Mateo	NA	Intermediate	4.52	0.01	4.52	2022	NA	NA	NA	NA
16504	Jones Lang LaSalle	San Francisco	San Francisco	NA	Intermediate	4.51	0.01	4.51	2022	NA	NA	NA	NA
19647	City of Suisun City	Suisun City	Solano	NA	Intermediate	4.51	0.01	4.51	2023	NA	NA	NA	NA
200736	Galleron Residences LLC	Saint Helena	Napa	NA	Intermediate	4.51	0.01	4.51	2020	NA	NA	NA	NA
201984	Fontanella Family Winery	Napa	Napa	NA	Intermediate	4.51	0.01	4.51	2022	NA	NA	NA	NA
202083	Jackson Family Wines (Freemark Abbey Winery)	St. Helena	Napa	NA	Intermediate	4.51	0.01	4.51	2021	NA	NA	NA	NA
202179	Schoendorf Residence	St. Helena	Napa	NA	Intermediate	4.51	0.01	4.51	2022	NA	NA	NA	NA
202229	Well #15	Brentwood	Contra Costa	NA	Intermediate	4.51	0.01	4.51	2022	NA	NA	NA	NA
201940	Toyon Farm	Napa	Napa	NA	Intermediate	4.5	0.01	4.5	2023	NA	NA	NA	NA
21662	Nordstrom Inc	San Francisco	San Francisco	NA	Intermediate	4.49	0.02	4.49	2021	NA	NA	NA	NA
19588	Lowe's HIW Inc #2604	Concord	Contra Costa	NA	Intermediate	4.48	0.01	4.48	2022	NA	NA	NA	NA
201482	City of Palo Alto (Fire Station #3)	Palo Alto	Santa Clara	NA	Intermediate	4.48	0.01	4.48	2022	NA	NA	NA	NA
17237	City of Santa Clara - Well Site: Zone 1 3-02	Santa Clara	Santa Clara	NA	Intermediate	4.47	0.01	4.47	2023	NA	NA	NA	NA
22969	399 Fremont LLC	San Francisco	San Francisco	NA	Intermediate	4.47	0.01	4.47	2020	NA	NA	NA	NA
14179	JPPF 1155 Battery LP	San Francisco	San Francisco	NA	Intermediate	4.46	0.01	4.46	2023	NA	NA	NA	NA
17246	City of Santa Clara - Fairway Glen Storm	Santa Clara	Santa Clara	NA	Intermediate	4.46	0.01	4.46	2023	NA	NA	NA	NA
22964	Intuit Inc	Mountain View	Santa Clara	NA	Intermediate	4.46	0.01	4.46	2023	NA	NA	NA	NA
19483	County of Marin	Novato	Marin	NA	Intermediate	4.45	0.01	4.45	2023	NA	NA	NA	NA
19604	Judicial Council of California JCC 38-A1	San Francisco	San Francisco	NA	Intermediate	4.45	0.01	4.45	2023	NA	NA	NA	NA
24249	Bay Area Scavenger & Recycling LLC	San Jose	Santa Clara	NA	Intermediate	4.45	0.16	4.45	2023	NA	NA	NA	NA
4682	UCSF/Laurel Heights	San Francisco	San Francisco	NA	Intermediate	4.44	0.03	4.44	2022	NA	NA	NA	NA
13463	Pacific Bell	Danville	Contra Costa	NA	Intermediate	4.44	0.01	4.44	2022	NA	NA	NA	NA
24973	Genomic Health Inc	Redwood City	San Mateo	NA	Intermediate	4.44	0.01	4.44	2023	NA	NA	NA	NA
20387	Apple Inc. (CC02)	Cupertino	Santa Clara	NA	Intermediate	4.43	0.01	4.43	2023	NA	NA	NA	NA
15658	Pacific Bell/SBC Environmental	Novato	Marin	NA	Intermediate	4.42	0.01	4.42	2022	NA	NA	NA	NA
16787	Bayside Area Development LLC c/ CBRE Inc	South San Francisco	San Mateo	NA	Intermediate	4.42	0.01	4.42	2022	2005	9.98	NA	NA
200737	JC Paper Co.	Fremont	Alameda	NA	Intermediate	4.42	0.01	4.42	2023	NA	NA	NA	NA
200889	The Ranch Winery	Saint Helena	Napa	NA	Intermediate	4.42	0.01	4.42	2023	NA	NA	NA	NA
21613	Mountanos Brothers Coffee Company	Petaluma	Sonoma	NA	Intermediate	4.41	0.16	4.41	2023	NA	NA	NA	NA
25193	ARE - San Francisco No 63 LLC	San Carlos	San Mateo	NA	Intermediate	4.41	0.01	4.41	2023	NA	NA	NA	NA
22139	Unity Biotechnology	South San Francisco	San Mateo	NA	Intermediate	4.4	0.01	4.4	2022	NA	NA	NA	NA
16115	Verizon Wireless	Byron	Contra Costa	NA	Intermediate	4.39	0.01	4.39	2023	NA	NA	NA	NA
19899	Pearl Investment Co LLC	Livermore	Alameda	NA	Intermediate	4.38	0.01	4.38	2023	NA	NA	NA	NA
22428	Gillig LLC	Livermore	Alameda	NA	Intermediate	4.38	0.02	4.38	2023	NA	NA	NA	NA
24795	601 & 651 Gateway Center LP	South San Francisco	San Mateo	NA	Intermediate	4.38	0.02	4.38	2022	NA	NA	NA	NA
21315	Opera Plaza	San Francisco	San Francisco	NA	Intermediate	4.37	0.01	4.37	2023	NA	NA	NA	NA
111771	A & A Gas Inc. dba A & A Gas and Food mart	Fairfield	Solano	NA	Intermediate	4.37	0.09	4.37	2022	NA	NA	NA	NA
14107	City of Daly City	Daly City	San Mateo	NA	Intermediate	4.35	0.01	4.35	2023	NA	NA	NA	NA
17153	City of Milpitas	Milpitas	Santa Clara	NA	Intermediate	4.35	0.01	4.35	2023	NA	NA	NA	NA
14349	AEG Management Oakland LLC	Oakland	Alameda	NA	Intermediate	4.34	0.01	4.34	2022	NA	NA	NA	NA
14442	County of Santa Clara	San Jose	Santa Clara	NA	Intermediate	4.34	0.01	4.34	2022	NA	NA	NA	NA
21002	Biochain Institute Inc	Newark	Alameda	NA	Intermediate	4.34	0.01	4.34	2022	NA	NA	NA	NA
14230	City of Mountain View Fleet Services	Mountain View	Santa Clara	NA	Intermediate	4.33	0.01	4.33	2023	NA	NA	NA	NA
18509	Verizon Wireless (Kings Mountain)	Woodside	San Mateo	NA	Intermediate	4.33	0.01	4.33	2023	NA	NA	NA	NA
22273	Jefferson Union High School District (Terra Nova)	Pacifica	San Mateo	NA	Intermediate	4.33	0.01	4.33	2023	NA	NA	NA	NA
1860	Laguna Honda Hospital	San Francisco	San Francisco	NA	Intermediate	4.32	0.02	4.32	2023	NA	NA	NA	NA
14126	Contra Costa County	Oakland	Contra Costa	NA	Intermediate	4.32	0.01	4.32	2023	NA	NA	NA	NA

Facility Number	Facility Name ⁽¹⁾ (1)See pp. 18-21 of the TAC Control Program Annual Report for important context regarding this data.	City	County	Rule 11-18 Ranking	AB2588 Priority Ranking	Cancer PS	Chronic PS	PS	PS Year	HRA Year	Cancer Risk (chances in a million)	Chronic Hazard Index	Acute Hazard Index
15275	Letterman Digital Arts Ltd	San Francisco	San Francisco	NA	Intermediate	4.32	0.01	4.32	2023	NA	NA	NA	NA
17073	T-Mobile - Oakland Switch	Oakland	Alameda	NA	Intermediate	4.32	0.01	4.32	2023	2022	1.1	0	NA
22930	Simplex Grinnell	San Jose	Santa Clara	NA	Intermediate	4.32	0.01	4.32	2016	NA	NA	NA	NA
25226	Irvine Company LLC	Santa Clara	Santa Clara	NA	Intermediate	4.32	0.03	4.32	2022	NA	NA	NA	NA
201721	Mei Lun Yuen Inc.	San Francisco	San Francisco	NA	Intermediate	4.32	0.01	4.32	2023	NA	NA	NA	NA
21600	The Sobrato Organization LLC	San Francisco	San Francisco	NA	Intermediate	4.31	0.01	4.31	2023	NA	NA	NA	NA
25082	Gritstone Bio	Pleasanton	Alameda	NA	Intermediate	4.31	0.01	4.31	2023	NA	NA	NA	NA
15907	595 Market Street Inc	San Francisco	San Francisco	NA	Intermediate	4.3	0.01	4.3	2023	NA	NA	NA	NA
21540	100 Bush Corporation	San Francisco	San Francisco	NA	Intermediate	4.3	0.01	4.3	2023	NA	NA	NA	NA
201867	8X8 Inc.	Campbell	Santa Clara	NA	Intermediate	4.3	0.01	4.3	2023	NA	NA	NA	NA
14291	City of Oakland Public Works Facilities	Oakland	Alameda	NA	Intermediate	4.29	0.02	4.29	2022	NA	NA	NA	NA
22290	Veldodyne LiDAR	San Jose	Santa Clara	NA	Intermediate	4.29	0.01	4.29	2023	NA	NA	NA	NA
531	Agilent Technologies	Santa Clara	Santa Clara	NA	Intermediate	4.28	0.05	4.28	2023	NA	NA	NA	NA
13472	Pacific Bell	Hayward	Alameda	NA	Intermediate	4.28	0.01	4.28	2022	NA	NA	NA	NA
14247	Fairfield-Suisun Sewer District (Cordelia Pump Sta)	Fairfield	Solano	NA	Intermediate	4.28	0.01	4.28	2022	NA	NA	NA	NA
18628	Alameda County Public Works Agency	Oakland	Alameda	NA	Intermediate	4.28	0.01	4.28	2023	NA	NA	NA	NA
202364	The Emery (500 Apartments & Retail)	Emeryville	Alameda	NA	Intermediate	4.28	0.01	4.28	2023	2022	1.7	0	NA
13492	Pacific Bell	Napa	Napa	NA	Intermediate	4.27	0.01	4.27	2022	NA	NA	NA	NA
13873	HWA 555 Owners LLC c/o So Hudson 555 Mgmt Inc	San Francisco	San Francisco	NA	Intermediate	4.27	0.01	4.27	2023	NA	NA	NA	NA
24659	ARE-San Francisco No. 73 LLC	Palo Alto	Santa Clara	NA	Intermediate	4.27	0.01	4.27	2023	NA	NA	NA	NA
15738	Ross Valley Sanitary District Larkspur Pump Station	Larkspur	Marin	NA	Intermediate	4.26	0.01	4.26	2023	NA	NA	NA	NA
22312	Friedman's Home Improvement	Petaluma	Sonoma	NA	Intermediate	4.26	0.01	4.26	2023	NA	NA	NA	NA
201670	San Pablo Hotel Associates	Oakland	Alameda	NA	Intermediate	4.26	0.01	4.26	2022	NA	NA	NA	NA
201994	Hilton Garden Inn (Westlake SJH LLC)	San Jose	Santa Clara	NA	Intermediate	4.26	0.01	4.26	2023	NA	NA	NA	NA
202159	The Graham Apartments	Milpitas	Santa Clara	NA	Intermediate	4.26	0.01	4.26	2023	NA	NA	NA	NA
13217	West Coast Quartz Inc	Fremont	Alameda	NA	Intermediate	4.25	0.01	4.25	2022	NA	NA	NA	NA
22460	ARE- San Francisco No 46 LLC	South San Francisco	San Mateo	NA	Intermediate	4.25	0.01	4.25	2023	NA	NA	NA	NA
22483	Watermark Bayside LLC dba Bayside Park	Emeryville	Alameda	NA	Intermediate	4.25	0.01	4.25	2021	NA	NA	NA	NA
22859	Google Inc	Redwood City	San Mateo	NA	Intermediate	4.25	0.01	4.25	2023	NA	NA	NA	NA
6997	30 CES/CEIEC	Half Moon Bay	San Mateo	NA	Intermediate	4.23	0.01	4.23	2023	NA	NA	NA	NA
20817	Ardeyx Inc	Fremont	Alameda	NA	Intermediate	4.23	0.01	4.23	2023	NA	NA	NA	NA
21134	Speiker Keech Investments c/o Embarcadero Realty	Pleasanton	Alameda	NA	Intermediate	4.23	0.01	4.23	2023	NA	NA	NA	NA
21894	100 Wood Hollow Drive Owner LLC	Novato	Marin	NA	Intermediate	4.23	0.01	4.23	2023	NA	NA	NA	NA
23874	Washington Outpatient Surgery Center	Napa	Napa	NA	Intermediate	4.23	0.16	4.23	2023	NA	NA	NA	NA
621	City of Santa Clara	Santa Clara	Santa Clara	NA	Intermediate	4.22	0.16	4.22	2023	1989	2.1	0.04	NA
15583	Cisco Systems Inc	Milpitas	Santa Clara	NA	Intermediate	4.22	0.01	4.22	2022	NA	NA	NA	NA
18822	Zone 7 Water Agency	Livermore	Alameda	NA	Intermediate	4.21	0.01	4.21	2023	NA	NA	NA	NA
21054	City of Berkeley Public Safety Building	Berkeley	Alameda	NA	Intermediate	4.21	0.01	4.21	2023	NA	NA	NA	NA
10997	Alameda County GSA	Oakland	Alameda	NA	Intermediate	4.2	0.02	4.2	2023	NA	NA	NA	NA
13993	Napa County Public Works	Napa	Napa	NA	Intermediate	4.2	0.01	4.2	2023	NA	NA	NA	NA
15835	University Circle	East Palo Alto	San Mateo	NA	Intermediate	4.2	0.01	4.2	2021	NA	NA	NA	NA
19353	Hurricane Electric Internet Services	Fremont	Alameda	NA	Intermediate	4.2	0.01	4.2	2023	NA	NA	NA	NA
24451	San Francisco Water Department	Millbrae	San Mateo	NA	Intermediate	4.2	0.01	4.2	2023	NA	NA	NA	NA
13988	CLPF - 475 Brannan St LP	San Francisco	San Francisco	NA	Intermediate	4.19	0.01	4.19	2023	NA	NA	NA	NA
19111	Wave Broadband	Santa Clara	Santa Clara	NA	Intermediate	4.19	0.02	4.19	2021	NA	NA	NA	NA
200404	Rolling Frito-Lay Sales LP	Fairfield	Solano	NA	Intermediate	4.19	0.01	4.19	2022	NA	NA	NA	NA
21411	Cushman & Wakefield at NortonLifeLock	Mountain View	Santa Clara	NA	Intermediate	4.18	0.02	4.18	2022	NA	NA	NA	NA
23675	Mt Diablo Unified School District	Concord	Contra Costa	NA	Intermediate	4.18	0.01	4.18	2023	NA	NA	NA	NA
200429	Yotel - SF	San Francisco	San Francisco	NA	Intermediate	4.18	0.01	4.18	2023	2017	4.1	0	NA
14363	The Swig Company	San Francisco	San Francisco	NA	Intermediate	4.17	0.02	4.17	2023	NA	NA	NA	NA
18975	Lam Research Corporation	Livermore	Alameda	NA	Intermediate	4.17	0.03	4.17	2023	NA	NA	NA	NA
22205	Synthego Corporation	Redwood City	San Mateo	NA	Intermediate	4.17	0.01	4.17	2023	NA	NA	NA	NA
17710	3E Company/Regulatory Dept c/o Home Depot #6603	East Palo Alto	San Mateo	NA	Intermediate	4.16	0.01	4.16	2023	2023	0.29	0	NA
23843	Mercy Terrace Housing	San Francisco	San Francisco	NA	Intermediate	4.16	0.01	4.16	2023	NA	NA	NA	NA
24653	BART	Milpitas	Santa Clara	NA	Intermediate	4.16	0.01	4.16	2023	NA	NA	NA	NA
13215	Digital Realty	Santa Clara	Santa Clara	NA	Intermediate	4.15	0.02	4.15	2021	NA	NA	NA	NA
14822	Federal Aviation Administration	Oakland	Alameda	NA	Intermediate	4.14	0.02	4.14	2023	NA	NA	NA	NA
17556	101 Second Street Inc	San Francisco	San Francisco	NA	Intermediate	4.14	0.01	4.14	2023	NA	NA	NA	NA
17951	City of Hayward Public Works Utilities	Hayward	Alameda	NA	Intermediate	4.14	0.01	4.14	2023	NA	NA	NA	NA
21472	Folsom-Hawthorne LLC/Boston Properties LP	San Francisco	San Francisco	NA	Intermediate	4.14	0.01	4.14	2022	NA	NA	NA	NA
22001	FedEx Freight Inc	Hayward	Alameda	NA	Intermediate	4.14	0.01	4.14	2022	2013	1.9	0	NA

Facility Number	Facility Name ⁽¹⁾ (1)See pp. 18-21 of the TAC Control Program Annual Report for important context regarding this data.	City	County	Rule 11-18 Ranking	AB2588 Priority Ranking	Cancer PS	Chronic PS	PS	PS Year	HRA Year	Cancer Risk (chances in a million)	Chronic Hazard Index	Acute Hazard Index
14809	Federal Aviation Administration	Mountain View	Santa Clara	NA	Intermediate	4.13	0.01	4.13	2023	2023	9.9	0	NA
23180	Lumentum Operations LLC	San Jose	Santa Clara	NA	Intermediate	4.13	0.02	4.13	2022	NA	NA	NA	NA
11001	Alameda County GSA	San Leandro	Alameda	NA	Intermediate	4.12	0.01	4.12	2022	NA	NA	NA	NA
14847	Synaptics Inc	San Jose	Santa Clara	NA	Intermediate	4.12	0.01	4.12	2023	NA	NA	NA	NA
14870	County of San Mateo	Pescadero	San Mateo	NA	Intermediate	4.12	0.01	4.12	2023	NA	NA	NA	NA
21845	Kilroy Realty Corporation	Mountain View	Santa Clara	NA	Intermediate	4.12	0.01	4.12	2022	NA	NA	NA	NA
22057	Burlingame Long Term Care Center	Burlingame	San Mateo	NA	Intermediate	4.12	0.01	4.12	2022	NA	NA	NA	NA
16524	Verizon Wireless (New Loma)	Los Gatos	Santa Clara	NA	Intermediate	4.11	0.01	4.11	2021	NA	NA	NA	NA
20249	Vallejo Sanitation & Flood Control Dist	Vallejo	Solano	NA	Intermediate	4.11	0.01	4.11	2022	2010	9.99	0.01	NA
20683	170 Off Third Owners Association	San Francisco	San Francisco	NA	Intermediate	4.11	0.01	4.11	2023	NA	NA	NA	NA
25054	America Center I & II Owner LLC	Alviso	Santa Clara	NA	Intermediate	4.11	0.01	4.11	2022	NA	NA	NA	NA
201680	City of Alameda	Alameda	Alameda	NA	Intermediate	4.11	0.01	4.11	2023	NA	NA	NA	NA
201985	Friedman's Home Improvement	Sonoma	Sonoma	NA	Intermediate	4.11	0.01	4.11	2022	NA	NA	NA	NA
1426	Gavilan Hills Crematory	Gilroy	Santa Clara	NA	Intermediate	4.1	0.53	4.1	2022	NA	NA	NA	NA
19012	Lowe's HIW Inc	San Jose	Santa Clara	NA	Intermediate	4.1	0.01	4.1	2022	NA	NA	NA	NA
19906	ARE San Francisco No 19 LLC	San Francisco	San Francisco	NA	Intermediate	4.1	0.02	4.1	2022	NA	NA	NA	NA
23010	Macerich Northwestern Associates	Walnut Creek	Contra Costa	NA	Intermediate	4.1	0.01	4.1	2022	NA	NA	NA	NA
14553	City of Pleasanton	Pleasanton	Alameda	NA	Intermediate	4.09	0.01	4.09	2022	NA	NA	NA	NA
18716	Sand Hill Oak Partners	Menlo Park	San Mateo	NA	Intermediate	4.09	0.01	4.09	2023	NA	NA	NA	NA
4446	Veterans' Home of California	Yountville	Napa	NA	Intermediate	4.08	0.02	4.08	2022	NA	NA	NA	NA
17258	Latham & Watkins LLP	Menlo Park	San Mateo	NA	Intermediate	4.08	0.01	4.08	2023	NA	NA	NA	NA
201769	West Winton Commerce Center	Hayward	Alameda	NA	Intermediate	4.08	0.01	4.08	2022	NA	NA	NA	NA
4756	Artichoke Joe's Casino	San Bruno	San Mateo	NA	Intermediate	4.07	0.03	4.07	2022	NA	NA	NA	NA
15872	The Home Depot Store #0632	San Mateo	San Mateo	NA	Intermediate	4.07	0.01	4.07	2023	NA	NA	NA	NA
16859	Sprint	Livermore	Contra Costa	NA	Intermediate	4.07	0.01	4.07	2023	NA	NA	NA	NA
17541	Ironhouse Sanitary District	Oakley	Contra Costa	NA	Intermediate	4.07	0.01	4.07	2023	NA	NA	NA	NA
23976	Biocare Medical LLC	Pacheco	Contra Costa	NA	Intermediate	4.07	0.01	4.07	2023	NA	NA	NA	NA
200524	City of Oakland Public Works	Oakland	Alameda	NA	Intermediate	4.07	0.01	4.07	2022	NA	NA	NA	NA
201418	Toshiba	San Jose	Santa Clara	NA	Intermediate	4.07	0.01	4.07	2022	NA	NA	NA	NA
14546	Sewer Authority Mid-Coastside	Montara	San Mateo	NA	Intermediate	4.06	0.01	4.06	2023	NA	NA	NA	NA
15479	NeoPhotonics Corporation	San Jose	Santa Clara	NA	Intermediate	4.06	0.02	4.06	2022	NA	NA	NA	NA
16402	Hall Wines	Rutherford	Napa	NA	Intermediate	4.06	0.02	4.06	2022	NA	NA	NA	NA
20383	Baywood Court Retirement Facility	Castro Valley	Alameda	NA	Intermediate	4.06	0.01	4.06	2023	NA	NA	NA	NA
18773	NBHQ LP	Fairfield	Solano	NA	Intermediate	4.05	0.01	4.05	2023	NA	NA	NA	NA
22596	American Ag Credit	Santa Rosa	Sonoma	NA	Intermediate	4.05	0.01	4.05	2023	NA	NA	NA	NA
21130	US Postal Service - Building Maintenance	Oakland	Alameda	NA	Intermediate	4.04	0.01	4.04	2023	NA	NA	NA	NA
13418	Sewer Authority Mid-Coastside	Half Moon Bay	San Mateo	NA	Intermediate	4.03	0.01	4.03	2021	NA	NA	NA	NA
13450	Pacific Bell	Benicia	Solano	NA	Intermediate	4.03	0.01	4.03	2022	2003	6	NA	NA
13471	Pacific Bell	Half Moon Bay	San Mateo	NA	Intermediate	4.03	0.01	4.03	2022	2002	3.9	0	NA
17518	FedEx Express - OAKRT	Oakland	Alameda	NA	Intermediate	4.03	0.01	4.03	2023	NA	NA	NA	NA
23124	Apple Inc	Santa Clara	Santa Clara	NA	Intermediate	4.03	0.03	4.03	2022	NA	NA	NA	NA
20398	Illumina Inc	Hayward	Alameda	NA	Intermediate	4.02	0.01	4.02	2022	NA	NA	NA	NA
201708	VERDI 1457	Palo Alto	Santa Clara	NA	Intermediate	4.02	0.01	4.02	2023	NA	NA	NA	NA
202239	Zone 3.1 Pump Station	Brentwood	Contra Costa	NA	Intermediate	4.02	0.01	4.02	2022	NA	NA	NA	NA
24163	JFK Tower L P	San Francisco	San Francisco	NA	Intermediate	4.01	0.01	4.01	2022	NA	NA	NA	NA
202007	California Water Service Company	San Mateo	San Mateo	NA	Intermediate	4.01	0.01	4.01	2023	NA	NA	NA	NA
6024	The Home Depot Store #0629	Pleasanton	Alameda	NA	Intermediate	4	0.01	4	2023	NA	NA	NA	NA
17533	FedEx Express-OAKH	Oakland	Alameda	NA	Intermediate	4	0.01	4	2023	NA	NA	NA	NA
20827	Honorway Investment Corporation	San Francisco	San Francisco	NA	Intermediate	4	0.01	4	2019	NA	NA	NA	NA
22992	Emerald Potk LLC	San Francisco	San Francisco	NA	Intermediate	4	0.01	4	2023	NA	NA	NA	NA
200987	Meritage Commons	Napa	Napa	NA	Intermediate	4	0.01	4	2023	NA	NA	NA	NA
201166	Branagh Development	Oakland	Alameda	NA	Intermediate	4	0.01	4	2022	NA	NA	NA	NA
201559	M9 Dev LLC	Santa Clara	Santa Clara	NA	Intermediate	3.99	0.01	3.99	2023	NA	NA	NA	NA
23248	RP 275 Battery Owner LLC	San Francisco	San Francisco	NA	Intermediate	3.98	0.01	3.98	2023	NA	NA	NA	NA
15156	Forty-Five Fremont Assoc c/o Shorenstein Realty	San Francisco	San Francisco	NA	Intermediate	3.97	0.01	3.97	2022	NA	NA	NA	NA
19471	Bay Area Rapid Transit	Dublin	Alameda	NA	Intermediate	3.97	0.01	3.97	2023	NA	NA	NA	NA
202143	Novato CA Real Estate LLC	Novato	Marin	NA	Intermediate	3.97	0.01	3.97	2021	NA	NA	NA	NA
9111	Gavilan College	Gilroy	Santa Clara	NA	Intermediate	3.96	0.02	3.96	2022	NA	NA	NA	NA
13871	Central Contra Costa Transit Authority	Concord	Contra Costa	NA	Intermediate	3.96	0.02	3.96	2022	NA	NA	NA	NA
17753	Oracle America	Pleasanton	Alameda	NA	Intermediate	3.96	0.01	3.96	2023	NA	NA	NA	NA
18914	Vallejo Sanitation & Flood Control District	Vallejo	Solano	NA	Intermediate	3.96	0.01	3.96	2023	NA	NA	NA	NA
16520	Hotel Nikko	San Francisco	San Francisco	NA	Intermediate	3.95	0.05	3.95	2023	NA	NA	NA	NA
13715	East Bay Municipal Utility Dist	Oakland	Alameda	NA	Intermediate	3.94	0.01	3.94	2023	NA	NA	NA	NA
13446	Pacific Bell	Alameda	Alameda	NA	Intermediate	3.93	0.01	3.93	2022	NA	NA	NA	NA
14423	Oakland 14th Office	Oakland	Alameda	NA	Intermediate	3.93	0.01	3.93	2022	NA	NA	NA	NA

Facility Number	Facility Name ⁽¹⁾ (1)See pp. 18-21 of the TAC Control Program Annual Report for important context regarding this data.	City	County	Rule 11-18 Ranking	AB2588 Priority Ranking	Cancer PS	Chronic PS	PS	PS Year	HRA Year	Cancer Risk (chances in a million)	Chronic Hazard Index	Acute Hazard Index
17143	Wells Fargo Bank NA	San Francisco	San Francisco	NA	Intermediate	3.93	0.01	3.93	2022	NA	NA	NA	NA
20558	City of Brisbane	Brisbane	San Mateo	NA	Intermediate	3.93	0.01	3.93	2023	NA	NA	NA	NA
22917	KR 1701 Page Mill LLC	Palo Alto	Santa Clara	NA	Intermediate	3.93	0.01	3.93	2022	NA	NA	NA	NA
17950	City of Hayward Public Works Utilities	Hayward	Alameda	NA	Intermediate	3.92	0.01	3.92	2023	NA	NA	NA	NA
24551	SFF 1650 Street LLC	Emeryville	Alameda	NA	Intermediate	3.92	0.02	3.92	2022	2005	1.2	NA	NA
15509	2929 Seventh Street LLC	Berkeley	Alameda	NA	Intermediate	3.91	0.01	3.91	2023	NA	NA	NA	NA
18094	Contra Costa Newspapers	Concord	Contra Costa	NA	Intermediate	3.91	0.01	3.91	2023	NA	NA	NA	NA
18596	Concord Cascade	Pacheco	Contra Costa	NA	Intermediate	3.91	0.01	3.91	2022	NA	NA	NA	NA
23532	Shorenstein Realty Services	San Francisco	San Francisco	NA	Intermediate	3.91	0.01	3.91	2023	NA	NA	NA	NA
3102	Pacific Gas and Electric Company	San Jose	Santa Clara	NA	Intermediate	3.89	0.03	3.89	2022	NA	NA	NA	NA
4209	Valley Memorial Park	Novato	Marin	NA	Intermediate	3.89	0.5	3.89	2023	NA	NA	NA	NA
14271	City of Foster City	Foster City	San Mateo	NA	Intermediate	3.89	0.01	3.89	2023	NA	NA	NA	NA
14416	Goose Haven Energy Center	Suisun City	Solano	NA	Intermediate	3.89	0.09	3.89	2023	NA	NA	NA	NA
16555	Blue and Gold Fleet	San Francisco	San Francisco	NA	Intermediate	3.89	0.01	3.89	2022	NA	NA	NA	NA
20095	CIM Group/Ordway	Oakland	Alameda	NA	Intermediate	3.89	0.02	3.89	2023	NA	NA	NA	NA
756	Toro Petroleum Corp	Gilroy	Santa Clara	NA	Intermediate	3.88	0.1	3.88	2022	NA	NA	NA	NA
19310	Verizon Wireless(HWY 101 Bicentennial)	Santa Rosa	Sonoma	NA	Intermediate	3.88	0.14	3.88	2023	NA	NA	NA	NA
19544	Alexandria Real Estate Equities Inc	Burlingame	San Mateo	NA	Intermediate	3.88	0.01	3.88	2022	NA	NA	NA	NA
20604	Dodge & Cox	San Ramon	Contra Costa	NA	Intermediate	3.88	0.01	3.88	2018	NA	NA	NA	NA
24652	Zoetis Inc ⁽¹⁾	Union City	Alameda	NA	Intermediate	3.88	0.02	3.88	2023	2017	11.1	0	NA
13542	Pacific Bell	Santa Clara	Santa Clara	NA	Intermediate	3.87	0.01	3.87	2022	NA	NA	NA	NA
18819	Stags Leap Winery	Napa	Napa	NA	Intermediate	3.87	0.01	3.87	2023	NA	NA	NA	NA
21443	Tower 737 Condominium Rentals	San Francisco	San Francisco	NA	Intermediate	3.87	0.01	3.87	2023	NA	NA	NA	NA
21911	885 Woodside Rd LLC	Redwood City	San Mateo	NA	Intermediate	3.87	0.01	3.87	2023	NA	NA	NA	NA
200466	Google LLC	Mountain View	Santa Clara	NA	Intermediate	3.87	0.01	3.87	2023	NA	NA	NA	NA
13882	Delta Diablo Sanitation District	Pittsburg	Contra Costa	NA	Intermediate	3.85	0.01	3.85	2023	NA	NA	NA	NA
16924	Kilroy Realty LP	San Francisco	San Francisco	NA	Intermediate	3.84	0.01	3.84	2023	NA	NA	NA	NA
201342	San Anselmo Police Department	San Anselmo	Marin	NA	Intermediate	3.84	0.01	3.84	2023	NA	NA	NA	NA
9873	Bio-Rad Diagnostics	Hercules	Contra Costa	NA	Intermediate	3.83	0.02	3.83	2022	NA	NA	NA	NA
14505	Charles Schwab & Co/Jones Lang LaSalle	San Francisco	San Francisco	NA	Intermediate	3.83	0.01	3.83	2023	NA	NA	NA	NA
23406	Zoll Inc	San Jose	Santa Clara	NA	Intermediate	3.83	0.01	3.83	2023	NA	NA	NA	NA
13240	The Home Depot Store #1009	San Jose	Santa Clara	NA	Intermediate	3.82	0.01	3.82	2023	NA	NA	NA	NA
19285	Campus for Jewish Life	Palo Alto	Santa Clara	NA	Intermediate	3.82	0.01	3.82	2023	2008	9.9	0.01	NA
19419	City of Belmont	Belmont	San Mateo	NA	Intermediate	3.82	0.01	3.82	2023	NA	NA	NA	NA
15507	Point Richmond R & D Associates	Richmond	Contra Costa	NA	Intermediate	3.81	0.01	3.81	2023	2007	0.8	0	NA
21119	275 Sacramento Street LLC	San Francisco	San Francisco	NA	Intermediate	3.81	0.01	3.81	2023	NA	NA	NA	NA
201962	San Rafael Sanitation District - South San Francisco Pump St	San Rafael	Marin	NA	Intermediate	3.81	0.01	3.81	2022	NA	NA	NA	NA
16846	T-Mobile - Santa Clara Satellite	Santa Clara	Santa Clara	NA	Intermediate	3.8	0.01	3.8	2023	2022	2.3	0	0.01
21777	Seagate Technology LLC	Fremont	Alameda	NA	Intermediate	3.8	0.03	3.8	2022	NA	NA	NA	NA
14075	S F Bay Area Rapid Transit District	Pleasanton	Alameda	NA	Intermediate	3.79	0.01	3.79	2023	NA	NA	NA	NA
23928	HCP c/o Britannia Gateway	South San Francisco	San Mateo	NA	Intermediate	3.79	0.01	3.79	2022	NA	NA	NA	NA
13751	Kaiser Medical Center	Antioch	Contra Costa	NA	Intermediate	3.78	0.01	3.78	2023	NA	NA	NA	NA
20726	Lasseter Family Winery	Glen Ellen	Sonoma	NA	Intermediate	3.78	0.01	3.78	2023	NA	NA	NA	NA
23548	140 New Montgomery LLC	San Francisco	San Francisco	NA	Intermediate	3.78	0.01	3.78	2023	NA	NA	NA	NA
200581	Kenwood Vineyards Winery	Kenwood	Sonoma	NA	Intermediate	3.78	0.01	3.78	2021	NA	NA	NA	NA
15948	The Home Depot Store #0634	Concord	Contra Costa	NA	Intermediate	3.77	0.01	3.77	2023	NA	NA	NA	NA
16399	Cushman / Wakefield Agent for Adobe Sys Inc	San Francisco	San Francisco	NA	Intermediate	3.77	0.01	3.77	2019	NA	NA	NA	NA
19356	Abbott Cardiovascular Systems Inc	Santa Clara	Santa Clara	NA	Intermediate	3.77	0.02	3.77	2023	NA	NA	NA	NA
3335	Stanford Health Care Tri-Valley	Livermore	Alameda	NA	Intermediate	3.76	0.03	3.76	2022	NA	NA	NA	NA
11900	Atlantic Aviation	Napa	Napa	NA	Intermediate	3.76	0.05	3.76	2022	NA	NA	NA	NA
22693	Nick Barbieri Trucking LLC	Santa Rosa	Sonoma	NA	Intermediate	3.76	0.06	3.76	2021	NA	NA	NA	NA
24300	Meta Platforms Inc. - BUR 101-105	Burlingame	San Mateo	NA	Intermediate	3.76	0.01	3.76	2023	NA	NA	NA	NA
14102	City of Daly City	Daly City	San Mateo	NA	Intermediate	3.75	0.01	3.75	2023	NA	NA	NA	NA
16447	City of Hayward 750' Reservoir	Hayward	Alameda	NA	Intermediate	3.75	0.01	3.75	2021	NA	NA	NA	NA
17314	Silicon Valley Bank	Santa Clara	Santa Clara	NA	Intermediate	3.75	0.01	3.75	2023	NA	NA	NA	NA
19271	Vince's Shellfish Co Inc	San Bruno	San Mateo	NA	Intermediate	3.75	0.01	3.75	2022	NA	NA	NA	NA
24049	GC 555 Montgomery LLC	San Francisco	San Francisco	NA	Intermediate	3.75	0.01	3.75	2023	NA	NA	NA	NA
200387	New Cingular Wireless PCS LLC dba AT&T Mobility	Daly City	San Mateo	NA	Intermediate	3.75	0.01	3.75	2022	NA	NA	NA	NA
19553	Thermo Fisher Scientific	Pleasanton	Alameda	NA	Intermediate	3.74	0.02	3.74	2023	NA	NA	NA	NA
19640	Willow Rock Telecare Corp	San Leandro	Alameda	NA	Intermediate	3.74	0.01	3.74	2023	NA	NA	NA	NA
14545	Montara Sanitary District	Moss Beach	San Mateo	NA	Intermediate	3.73	0.01	3.73	2023	NA	NA	NA	NA
17235	City of Santa Clara - Well Site: Zone 2A 15	Santa Clara	Santa Clara	NA	Intermediate	3.73	0.01	3.73	2023	NA	NA	NA	NA
10477	Pacific Bell	San Ramon	Contra Costa	NA	Intermediate	3.72	0.01	3.72	2022	NA	NA	NA	NA

Facility Number	Facility Name ⁽¹⁾ (1)See pp. 18-21 of the TAC Control Program Annual Report for important context regarding this data.	City	County	Rule 11-18 Ranking	AB2588 Priority Ranking	Cancer PS	Chronic PS	PS	PS Year	HRA Year	Cancer Risk (chances in a million)	Chronic Hazard Index	Acute Hazard Index
14898	City of Oakland Envr Scvs Division	Oakland	Alameda	NA	Intermediate	3.72	0.01	3.72	2022	NA	NA	NA	NA
16176	Verizon Wireless (Calistoga Road)	Santa Rosa	Sonoma	NA	Intermediate	3.72	0.01	3.72	2023	NA	NA	NA	NA
18186	J P Morgan Securities	San Francisco	San Francisco	NA	Intermediate	3.72	0.01	3.72	2021	NA	NA	NA	NA
202317	Wine Service Cooperative - St. Helena Warehouse	St. Helena	Napa	NA	Intermediate	3.72	0.01	3.72	2023	NA	NA	NA	NA
21787	Fresenius	Concord	Contra Costa	NA	Intermediate	3.71	0.01	3.71	2023	NA	NA	NA	NA
21932	LC Pastoral Services	Cupertino	Santa Clara	NA	Intermediate	3.71	0.01	3.71	2023	NA	NA	NA	NA
23193	Alameda Family Funeral & Cremation	Saratoga	Santa Clara	NA	Intermediate	3.71	0.48	3.71	2022	NA	NA	NA	NA
21624	Serrano Hotel	San Francisco	San Francisco	NA	Intermediate	3.7	0.01	3.7	2023	NA	NA	NA	NA
200756	Hampton Inn San Jose	San Jose	Santa Clara	NA	Intermediate	3.7	0.01	3.7	2022	NA	NA	NA	NA
13012	Romak Iron Works	Benicia	Solano	NA	Intermediate	3.69	0.02	3.69	2022	NA	NA	NA	NA
14258	Rohnert Park Urgent Care c/o Santa Rosa Memorial H	Rohnert Park	Sonoma	NA	Intermediate	3.69	0.01	3.69	2021	NA	NA	NA	NA
20410	Napa Valley Vintners Community Health Center	Napa	Napa	NA	Intermediate	3.69	0.01	3.69	2022	NA	NA	NA	NA
201584	Intuitive Surgical	Sunnyvale	Santa Clara	NA	Intermediate	3.69	0.08	3.69	2022	NA	NA	NA	NA
17179	Mission Creek Community/Mercy Housing Grp	San Francisco	San Francisco	NA	Intermediate	3.68	0.01	3.68	2023	NA	NA	NA	NA
17975	Orchard Hotel	San Francisco	San Francisco	NA	Intermediate	3.68	0.01	3.68	2023	NA	NA	NA	NA
23890	WaveDivision Holdings LLC	San Mateo	San Mateo	NA	Intermediate	3.68	0.01	3.68	2023	NA	NA	NA	NA
14216	Zoo Wet Weather Pump Station	San Francisco	San Francisco	NA	Intermediate	3.67	0.01	3.67	2023	NA	NA	NA	NA
16374	Wal-Mart Store #5435 c/o APTIM	San Jose	Santa Clara	NA	Intermediate	3.67	0.01	3.67	2023	NA	NA	NA	NA
18653	Copernicus Stables	Petaluma	Sonoma	NA	Intermediate	3.67	0.01	3.67	2023	NA	NA	NA	NA
201973	IGM Biosciences	Mountain View	Santa Clara	NA	Intermediate	3.67	0.01	3.67	2022	NA	NA	NA	NA
202480	Bridge Point Silicon Valley	Milpitas	Santa Clara	NA	Intermediate	3.67	0.01	3.67	2022	NA	NA	NA	NA
202486	Antora Energy	Sunnyvale	Santa Clara	NA	Intermediate	3.67	0.01	3.67	2022	NA	NA	NA	NA
202551	Amazon.com Services LLC - DFO3	Livermore	Alameda	NA	Intermediate	3.67	0.01	3.67	2023	2023	0.32	0	NA
14607	Rotunda Partners II	Oakland	Alameda	NA	Intermediate	3.66	0.01	3.66	2022	NA	NA	NA	NA
17161	City of Milpitas	Milpitas	Santa Clara	NA	Intermediate	3.66	0.01	3.66	2023	NA	NA	NA	NA
20077	RREEF America REIT II Corp RRR	San Francisco	San Francisco	NA	Intermediate	3.66	0.01	3.66	2023	NA	NA	NA	NA
1129	Homestake Mining Company	Napa	Napa	NA	Intermediate	3.65	0.01	3.65	2022	NA	NA	NA	NA
19512	City of Union City	Union City	Alameda	NA	Intermediate	3.65	0.01	3.65	2022	NA	NA	NA	NA
200777	Cupertino Sanitary District	Saratoga	Santa Clara	NA	Intermediate	3.65	0.01	3.65	2023	NA	NA	NA	NA
14010	601 & 651 Gateway Center LP	South San Francisco	San Mateo	NA	Intermediate	3.64	0.01	3.64	2023	NA	NA	NA	NA
14071	S F Bay Area Rapid Transit District	Concord	Contra Costa	NA	Intermediate	3.64	0.01	3.64	2023	NA	NA	NA	NA
14074	S F Bay Area Rapid Transit District	Hayward	Alameda	NA	Intermediate	3.64	0.01	3.64	2023	NA	NA	NA	NA
21230	Courtyard By Marriott - San Jose	San Jose	Santa Clara	NA	Intermediate	3.64	0.01	3.64	2022	NA	NA	NA	NA
200363	Cordelia Winery LLC	Fairfield	Solano	NA	Intermediate	3.63	0.01	3.63	2023	NA	NA	NA	NA
201660	Schmitt & Company	Calistoga	Napa	NA	Intermediate	3.63	0.01	3.63	2022	NA	NA	NA	NA
17095	Verizon Wireless (Hwy 29/37)	Vallejo	Solano	NA	Intermediate	3.62	0.01	3.62	2023	NA	NA	NA	NA
16703	California Water Service Company	Redwood City	San Mateo	NA	Intermediate	3.61	0.01	3.61	2022	NA	NA	NA	NA
18830	Avalon Bay Communities	San Francisco	San Francisco	NA	Intermediate	3.61	0.01	3.61	2023	NA	NA	NA	NA
25042	2334 Lundy Holding Company LLC - Digital Realty	San Jose	Santa Clara	NA	Intermediate	3.61	0.02	3.61	2021	NA	NA	NA	NA
279	Keysight Technologies	Santa Rosa	Sonoma	NA	Intermediate	3.6	0.05	3.6	2023	NA	NA	NA	NA
9239	US General Services Administration	San Francisco	San Francisco	NA	Intermediate	3.6	0.02	3.6	2022	NA	NA	NA	NA
13883	Delta Diablo Sanitation District	Antioch	Contra Costa	NA	Intermediate	3.6	0.01	3.6	2023	NA	NA	NA	NA
15443	Argonaut Hotel	San Francisco	San Francisco	NA	Intermediate	3.6	0.01	3.6	2022	NA	NA	NA	NA
22738	Sunrise Senior Living	Burlingame	San Mateo	NA	Intermediate	3.6	0.01	3.6	2022	NA	NA	NA	NA
22656	Evocative LLC	Emeryville	Alameda	NA	Intermediate	3.58	0.01	3.58	2022	NA	NA	NA	NA
202302	American Tower 301251	Albany	Alameda	NA	Intermediate	3.58	0.01	3.58	2023	NA	NA	NA	NA
16573	Spring Lake Village	Santa Rosa	Sonoma	NA	Intermediate	3.57	0.01	3.57	2022	NA	NA	NA	NA
14103	City of Daly City	Daly City	San Mateo	NA	Intermediate	3.56	0.01	3.56	2023	NA	NA	NA	NA
18462	Stanford Medicine Outpatient Center	Redwood City	San Mateo	NA	Intermediate	3.56	0.02	3.56	2021	2008	2.5	0	NA
24260	Micron Technology Inc	San Jose	Santa Clara	NA	Intermediate	3.56	0.01	3.56	2022	2009	7.9	0	NA
153	PABCO Gypsum	Newark	Alameda	NA	Intermediate	3.55	0.13	3.55	2023	NA	NA	NA	NA
2932	Cypress Lawn Cemetery Association	Colma	San Mateo	NA	Intermediate	3.55	0.46	3.55	2023	2014	3.4	0.6	0.99
17734	The Home Depot Store #6636	Fremont	Alameda	NA	Intermediate	3.55	0.01	3.55	2023	NA	NA	NA	NA
19340	YouTube	San Bruno	San Mateo	NA	Intermediate	3.55	0.01	3.55	2023	NA	NA	NA	NA
14188	State of Calif Dept of Transport tion	Menlo Park	San Mateo	NA	Intermediate	3.53	0.01	3.53	2022	NA	NA	NA	NA
14	MECS INC	Martinez	Contra Costa	NA	Intermediate	3.52	0.02	3.52	2022	NA	NA	NA	NA
1523	Sanitary District #5 of Marin County	Tiburon	Marin	NA	Intermediate	3.52	0.03	3.52	2023	NA	NA	NA	NA
18895	Bay Area Rapid Transit	Dublin	Alameda	NA	Intermediate	3.52	0.01	3.52	2023	NA	NA	NA	NA
14379	Kaiser Permanente Sleepy Hollow MOB	Hayward	Alameda	NA	Intermediate	3.51	0.01	3.51	2023	NA	NA	NA	NA
100706	City of Fremont	Fremont	Alameda	NA	Intermediate	3.5	0.01	3.5	2023	NA	NA	NA	NA
14029	USL Property Management	San Francisco	San Francisco	NA	Intermediate	3.49	0.01	3.49	2023	NA	NA	NA	NA
14670	County of San Mateo	San Carlos	San Mateo	NA	Intermediate	3.49	0.01	3.49	2023	NA	NA	NA	NA
15465	Kaiser Permanente - Regional Lab Annex	Richmond	Contra Costa	NA	Intermediate	3.49	0.01	3.49	2022	NA	NA	NA	NA

Facility Number	Facility Name ⁽¹⁾ (1)See pp. 18-21 of the TAC Control Program Annual Report for important context regarding this data.	City	County	Rule 11-18 Ranking	AB2588 Priority Ranking	Cancer PS	Chronic PS	PS	PS Year	HRA Year	Cancer Risk (chances in a million)	Chronic Hazard Index	Acute Hazard Index
23588	KR Terra Bella LLC	Mountain View	Santa Clara	NA	Intermediate	3.49	0.01	3.49	2023	NA	NA	NA	NA
23591	R & D Kitchen	Yountville	Napa	NA	Intermediate	3.49	0.01	3.49	2023	NA	NA	NA	NA
16743	Neiman Marcus	San Francisco	San Francisco	NA	Intermediate	3.48	0.01	3.48	2023	NA	NA	NA	NA
15550	Amports	Benicia	Solano	NA	Intermediate	3.47	0.01	3.47	2022	NA	NA	NA	NA
21167	San Jose Water Company-Columbine Station	San Jose	Santa Clara	NA	Intermediate	3.47	0.01	3.47	2023	NA	NA	NA	NA
13223	The Home Depot Store #6667	Windsor	Sonoma	NA	Intermediate	3.46	0.01	3.46	2022	NA	NA	NA	NA
17463	City of Redwood City #8507	Redwood City	San Mateo	NA	Intermediate	3.45	0.01	3.45	2023	NA	NA	NA	NA
22771	221 Main Street LP	San Francisco	San Francisco	NA	Intermediate	3.45	0.01	3.45	2023	NA	NA	NA	NA
15934	Comcast of California/Massachusetts/Michigan/Utah	Walnut Creek	Contra Costa	NA	Intermediate	3.44	0.01	3.44	2023	NA	NA	NA	NA
16708	San Francisco Museum of Modern Art	San Francisco	San Francisco	NA	Intermediate	3.44	0.01	3.44	2022	NA	NA	NA	NA
19153	Ritz-Carlton Club & Residences San Francisco	San Francisco	San Francisco	NA	Intermediate	3.44	0.01	3.44	2022	NA	NA	NA	NA
201604	Bennett Residence	Napa	Napa	NA	Intermediate	3.44	0.01	3.44	2020	NA	NA	NA	NA
13603	City of Oakland Envr Scvs Division	Oakland	Alameda	NA	Intermediate	3.43	0.01	3.43	2022	NA	NA	NA	NA
17924	Broadway Family Apartments	San Francisco	San Francisco	NA	Intermediate	3.43	0.01	3.43	2023	NA	NA	NA	NA
14483	California Water Service Company	San Jose	Santa Clara	NA	Intermediate	3.42	0.01	3.42	2022	NA	NA	NA	NA
9161	Mission Community College	Santa Clara	Santa Clara	NA	Intermediate	3.41	0.01	3.41	2023	NA	NA	NA	NA
22572	Subacute Saratoga Children's Hospital	Saratoga	Santa Clara	NA	Intermediate	3.41	0.01	3.41	2022	NA	NA	NA	NA
22837	Sonoma-Marin Area Rail Transit District (SMART)	Santa Rosa	Sonoma	NA	Intermediate	3.41	0.01	3.41	2023	NA	NA	NA	NA
6002	Patriot Resources LLC	Gilroy	Santa Clara	NA	Intermediate	3.39	0.13	3.39	2021	NA	NA	NA	NA
14852	Genesys Telecommunications Laboratories Inc	Daly City	San Mateo	NA	Intermediate	3.39	0.01	3.39	2021	NA	NA	NA	NA
15561	Comcast Cable Corporation	Fairfield	Solano	NA	Intermediate	3.39	0.01	3.39	2022	2003	4.4	0	NA
201913	The Mark at Berkeley LLC	Berkeley	Alameda	NA	Intermediate	3.39	0.01	3.39	2022	NA	NA	NA	NA
17405	One Rincon Hill Association	San Francisco	San Francisco	NA	Intermediate	3.38	0.01	3.38	2022	2006	7.8	0	NA
19837	City of Daly City	Daly City	San Mateo	NA	Intermediate	3.38	0.01	3.38	2023	NA	NA	NA	NA
23827	Shorenstein Realty Services	San Jose	Santa Clara	NA	Intermediate	3.38	0.01	3.38	2017	NA	NA	NA	NA
1606	City of Fairfield	Fairfield	Solano	NA	Intermediate	3.37	0.05	3.37	2022	NA	NA	NA	NA
19801	San Jose Water Company	Los Gatos	Santa Clara	NA	Intermediate	3.37	0.01	3.37	2023	NA	NA	NA	NA
21248	San Rafael Sanitation District	San Rafael	Marin	NA	Intermediate	3.37	0	3.37	2023	NA	NA	NA	NA
23767	160 Spear LLC - Tishman Speyer	San Francisco	San Francisco	NA	Intermediate	3.37	0.01	3.37	2022	NA	NA	NA	NA
6691	Sunquest Properties Inc	Brisbane	San Mateo	NA	Intermediate	3.36	0.02	3.36	2022	NA	NA	NA	NA
14877	County of San Mateo	Redwood City	San Mateo	NA	Intermediate	3.35	0.02	3.35	2023	NA	NA	NA	NA
18874	LaGallería HOA	San Francisco	San Francisco	NA	Intermediate	3.35	0.01	3.35	2021	NA	NA	NA	NA
15282	Comcast Cable Corporation	Rohnert Park	Sonoma	NA	Intermediate	3.34	0	3.34	2023	NA	NA	NA	NA
18913	Napa Square Owner NY LLC	Napa	Napa	NA	Intermediate	3.34	0	3.34	2023	NA	NA	NA	NA
19569	Contra Costa County Fire District	Pittsburg	Contra Costa	NA	Intermediate	3.34	0.01	3.34	2022	NA	NA	NA	NA
23629	Belmont Village Albany	Albany	Alameda	NA	Intermediate	3.34	0	3.34	2023	NA	NA	NA	NA
13348	Medtronic Vascular	Santa Rosa	Sonoma	NA	Intermediate	3.32	0.01	3.32	2022	2019	9.99	0	NA
16887	Intuit Inc	Mountain View	Santa Clara	NA	Intermediate	3.32	0	3.32	2023	NA	NA	NA	NA
15263	Bottling Group LLC	Hayward	Alameda	NA	Intermediate	3.31	0.01	3.31	2022	NA	NA	NA	NA
15619	Foundry Square IV	San Francisco	San Francisco	NA	Intermediate	3.31	0	3.31	2023	NA	NA	NA	NA
20638	Boehringer Ingelheim Fremont Inc	Fremont	Alameda	NA	Intermediate	3.31	0	3.31	2022	NA	NA	NA	NA
20858	Verizon Wireless (HWY 1 North Pacifica)	Pacifica	San Mateo	NA	Intermediate	3.31	0	3.31	2020	NA	NA	NA	NA
13498	Pacific Bell	Oakland	Alameda	NA	Intermediate	3.3	0	3.3	2022	NA	NA	NA	NA
19954	Santa Clara County Fire Dept	Los Gatos	Santa Clara	NA	Intermediate	3.3	0	3.3	2023	NA	NA	NA	NA
23707	Hilton Concord (L&L Hospitality Management Inc)	Concord	Contra Costa	NA	Intermediate	3.3	0	3.3	2023	NA	NA	NA	NA
18979	Genomic Health Inc	Redwood City	San Mateo	NA	Intermediate	3.29	0	3.29	2022	NA	NA	NA	NA
19741	Nordstrom Inc	Walnut Creek	Contra Costa	NA	Intermediate	3.29	0	3.29	2019	NA	NA	NA	NA
201927	CALIFORNIA WATER SERVICE COMPANY [BG STATION 6]	Portola Valley	San Mateo	NA	Intermediate	3.29	0	3.29	2022	NA	NA	NA	NA
17372	Cal Academy of Sciences 501/C3 Non-Profit Corp	San Francisco	San Francisco	NA	Intermediate	3.28	0	3.28	2022	NA	NA	NA	NA
19560	Lowe's HIW Inc	San Jose	Santa Clara	NA	Intermediate	3.28	0	3.28	2019	NA	NA	NA	NA
4047	Kaiser Foundation Hospital	South San Francisco	San Mateo	NA	Intermediate	3.27	0.02	3.27	2022	NA	NA	NA	NA
13520	Pacific Bell	San Francisco	San Francisco	NA	Intermediate	3.27	0	3.27	2022	NA	NA	NA	NA
13665	California Water Service Co	Atherton	San Mateo	NA	Intermediate	3.27	0	3.27	2023	NA	NA	NA	NA
14195	State of California Department of Transportation	Oakland	Alameda	NA	Intermediate	3.27	0.01	3.27	2022	NA	NA	NA	NA
18945	City of Fremont	Fremont	Alameda	NA	Intermediate	3.27	0	3.27	2022	NA	NA	NA	NA
19388	Nordstrom Inc	San Jose	Santa Clara	NA	Intermediate	3.27	0	3.27	2019	NA	NA	NA	NA
19684	Thermo Fisher Scientific	Santa Clara	Santa Clara	NA	Intermediate	3.27	0.01	3.27	2017	NA	NA	NA	NA
21287	Merck Sharp & Dohme Corp	Palo Alto	Santa Clara	NA	Intermediate	3.27	0	3.27	2020	NA	NA	NA	NA
24011	Applied Materials Building 75	Sunnyvale	Santa Clara	NA	Intermediate	3.27	0.02	3.27	2023	NA	NA	NA	NA

Facility Number	Facility Name ⁽¹⁾ (1)See pp. 18-21 of the TAC Control Program Annual Report for important context regarding this data.	City	County	Rule 11-18 Ranking	AB2588 Priority Ranking	Cancer PS	Chronic PS	PS	PS Year	HRA Year	Cancer Risk (chances in a million)	Chronic Hazard Index	Acute Hazard Index
1427	Applied Materials	Santa Clara	Santa Clara	NA	Intermediate	3.26	0.02	3.26	2022	NA	NA	NA	NA
25329	Equinix SV13 aka VDC I	San Jose	Santa Clara	NA	Intermediate	3.26	0.01	3.26	2021	NA	NA	NA	NA
15599	City of Santa Clara	Santa Clara	Santa Clara	NA	Intermediate	3.25	0	3.25	2023	NA	NA	NA	NA
15653	The Home Depot Store #1076	Brentwood	Contra Costa	NA	Intermediate	3.25	0	3.25	2023	2005	2.4	0.9	NA
14315	Solano County Facilities	Fairfield	Solano	NA	Intermediate	3.24	0.01	3.24	2023	NA	NA	NA	NA
20000	City of Fremont	Fremont	Alameda	NA	Intermediate	3.24	0	3.24	2022	NA	NA	NA	NA
21459	Specialized Bicycles Components Inc	Morgan Hill	Santa Clara	NA	Intermediate	3.24	0	3.24	2022	NA	NA	NA	NA
23587	ICBP IV Holdings 37 LLC.	Oakland	Alameda	NA	Intermediate	3.24	0	3.24	2021	NA	NA	NA	NA
13719	East Bay Municipal Utility Dist	Orinda	Contra Costa	NA	Intermediate	3.23	0.01	3.23	2023	NA	NA	NA	NA
17994	Verizon Wireless (McKee & Toyon)	San Jose	Santa Clara	NA	Intermediate	3.23	0	3.23	2023	NA	NA	NA	NA
21622	JW Marriott	San Francisco	San Francisco	NA	Intermediate	3.23	0	3.23	2023	NA	NA	NA	NA
4566	East Bay Municipal Utility District	El Sobrante	Contra Costa	NA	Intermediate	3.22	0.01	3.22	2019	NA	NA	NA	NA
22773	City of San Mateo-Bay Meadows Pump Station	San Mateo	San Mateo	NA	Intermediate	3.22	0	3.22	2022	NA	NA	NA	NA
23466	Prologis	Fremont	Alameda	NA	Intermediate	3.22	0	3.22	2023	NA	NA	NA	NA
13226	The Home Depot Store #1017	Hayward	Alameda	NA	Intermediate	3.21	0	3.21	2023	2001	1.7	0	NA
23971	7th Street Properties	Berkeley	Alameda	NA	Intermediate	3.21	0	3.21	2022	NA	NA	NA	NA
13545	Pacific Bell	Sebastopol	Sonoma	NA	Intermediate	3.2	0	3.2	2022	NA	NA	NA	NA
15280	Alexandria Real Estate Equities Inc	Burlingame	San Mateo	NA	Intermediate	3.2	0.01	3.2	2022	NA	NA	NA	NA
19231	City of Santa Rosa	Santa Rosa	Sonoma	NA	Intermediate	3.2	0.07	3.2	2021	NA	NA	NA	NA
22368	Alameda County GSA	Oakland	Alameda	NA	Intermediate	3.2	0	3.2	2022	NA	NA	NA	NA
20437	100 Van Ness Association LLC	San Francisco	San Francisco	NA	Intermediate	3.19	0	3.19	2023	NA	NA	NA	NA
21293	Pacific Gas and Electric Company	Livermore	Alameda	NA	Intermediate	3.19	0	3.19	2022	NA	NA	NA	NA
21865	Clean Energy	San Francisco	San Francisco	NA	Intermediate	3.18	0	3.18	2021	NA	NA	NA	NA
14415	Gilroy Energy Center LLC for Lambie Energy Center	Suisun City	Solano	NA	Intermediate	3.17	0.08	3.17	2023	NA	NA	NA	NA
16200	The Gymboree Corporation	San Francisco	San Francisco	NA	Intermediate	3.17	0.01	3.17	2016	2004	4.9	0.9	NA
24176	Lucile Packard Children's Hospital	Palo Alto	Santa Clara	NA	Intermediate	3.17	0.01	3.17	2023	NA	NA	NA	NA
18095	The Swig Company	San Francisco	San Francisco	NA	Intermediate	3.16	0	3.16	2023	NA	NA	NA	NA
18552	Fresenius Medical Care North America	Pleasant Hill	Contra Costa	NA	Intermediate	3.16	0	3.16	2023	NA	NA	NA	NA
22350	Gamble Family Vineyards	Yountville	Napa	NA	Intermediate	3.16	0	3.16	2023	2014	9.9	0.9	NA
15731	The Home Depot Store #6652	Napa	Napa	NA	Intermediate	3.15	0	3.15	2022	NA	NA	NA	NA
17788	City Heights At Pellier Park	San Jose	Santa Clara	NA	Intermediate	3.15	0	3.15	2023	NA	NA	NA	NA
21121	Swords to Plowshares	San Francisco	San Francisco	NA	Intermediate	3.15	0	3.15	2022	NA	NA	NA	NA
22615	Stanford Health Care	San Jose	Santa Clara	NA	Intermediate	3.15	0	3.15	2019	NA	NA	NA	NA
2059	Fujitsu North America Inc	Sunnyvale	Santa Clara	NA	Intermediate	3.14	0.01	3.14	2022	NA	NA	NA	NA
17240	City of Santa Clara - Water Booster Site: Serra	Santa Clara	Santa Clara	NA	Intermediate	3.14	0	3.14	2023	NA	NA	NA	NA
18838	BP MV Research Park LLC c/o Boston Properties	Mountain View	Santa Clara	NA	Intermediate	3.14	0	3.14	2023	NA	NA	NA	NA
16328	Monogram Biosciences	South San Francisco	San Mateo	NA	Intermediate	3.13	0.01	3.13	2022	NA	NA	NA	NA
200905	Wheeler Farms	Calistoga	Napa	NA	Intermediate	3.13	0	3.13	2023	NA	NA	NA	NA
201764	Brink's U.S.	Oakland	Alameda	NA	Intermediate	3.13	0	3.13	2023	NA	NA	NA	NA
14039	Contra Costa Water District	Concord	Contra Costa	NA	Intermediate	3.12	0	3.12	2023	2019	9.9	0.9	NA
14593	Cepheid Inc	Sunnyvale	Santa Clara	NA	Intermediate	3.12	0.02	3.12	2022	NA	NA	NA	NA
16132	Target Corporation Store #1438	Napa	Napa	NA	Intermediate	3.12	0.01	3.12	2023	NA	NA	NA	NA
18526	The Acme Bread Company	Berkeley	Alameda	NA	Intermediate	3.12	0	3.12	2023	NA	NA	NA	NA
19151	UCSF Benioff Children's Hospital Oakland	Walnut Creek	Contra Costa	NA	Intermediate	3.12	0	3.12	2022	NA	NA	NA	NA
21231	IMCO Parking LLC	San Francisco	San Francisco	NA	Intermediate	3.12	0	3.12	2023	NA	NA	NA	NA
200634	AvalonBay Communities Inc.	Emeryville	Alameda	NA	Intermediate	3.12	0	3.12	2023	2017	5.2	0	NA
201631	Pacific Commons Owner LP	Fremont	Alameda	NA	Intermediate	3.12	0	3.12	2021	NA	NA	NA	NA
202838	Kilroy Oyster Point Phase 1D	South San Francisco	San Mateo	NA	Intermediate	3.12	0	3.12	2022	NA	NA	NA	NA
20266	First Solar Inc	Santa Clara	Santa Clara	NA	Intermediate	3.11	0	3.11	2023	NA	NA	NA	NA
20518	City of Novato	Novato	Marin	NA	Intermediate	3.11	0	3.11	2023	NA	NA	NA	NA
24356	Pacific Oak SOR II Oakland City enter LLC	Oakland	Alameda	NA	Intermediate	3.11	0	3.11	2023	NA	NA	NA	NA
13456	Pacific Bell	Clayton	Contra Costa	NA	Intermediate	3.1	0	3.1	2022	NA	NA	NA	NA
14418	City of Millbrae	Millbrae	San Mateo	NA	Intermediate	3.09	0	3.09	2023	NA	NA	NA	NA
17689	The Home Depot Store #0625	San Leandro	Alameda	NA	Intermediate	3.09	0	3.09	2023	NA	NA	NA	NA
17742	The Home Depot Store #6677	Gilroy	Santa Clara	NA	Intermediate	3.09	0	3.09	2023	NA	NA	NA	NA
18984	ARE - San Francisco No 12 LLC	South San Francisco	San Mateo	NA	Intermediate	3.09	0	3.09	2023	NA	NA	NA	NA
22518	SPG Center LLC	Palo Alto	Santa Clara	NA	Intermediate	3.09	0.01	3.09	2016	NA	NA	NA	NA
19676	KR Terra Bella LLC	Mountain View	Santa Clara	NA	Intermediate	3.07	0	3.07	2023	NA	NA	NA	NA
23457	Chevron	Dublin	Alameda	NA	Intermediate	3.07	0.01	3.07	2020	NA	NA	NA	NA
18735	B I M I D	Bethel Island	Contra Costa	NA	Intermediate	3.06	0.11	3.06	2023	NA	NA	NA	NA
21109	City of Berkeley - Corporation Yard	Berkeley	Alameda	NA	Intermediate	3.06	0.01	3.06	2019	NA	NA	NA	NA

Facility Number	Facility Name ⁽¹⁾ (1)See pp. 18-21 of the TAC Control Program Annual Report for important context regarding this data.	City	County	Rule 11-18 Ranking	AB2588 Priority Ranking	Cancer PS	Chronic PS	PS	PS Year	HRA Year	Cancer Risk (chances in a million)	Chronic Hazard Index	Acute Hazard Index
15613	Operating Engineers Local Union #3 Federal Credit	Livermore	Alameda	NA	Intermediate	3.05	0	3.05	2023	NA	NA	NA	NA
17730	The Home Depot Store #6604	San Ramon	Contra Costa	NA	Intermediate	3.05	0	3.05	2022	NA	NA	NA	NA
23044	Mint Development LP c/o Paradigm Hotel Group	San Francisco	San Francisco	NA	Intermediate	3.05	0	3.05	2023	NA	NA	NA	NA
23236	SI 37 LLC; c/o The Sobrato Organization	San Jose	Santa Clara	NA	Intermediate	3.05	0	3.05	2019	NA	NA	NA	NA
202655	NIO Inc USA	San Jose	Santa Clara	NA	Intermediate	3.05	0	3.05	2023	NA	NA	NA	NA
18266	AT&T Mobility /AT&T Services	Redwood City	San Mateo	NA	Intermediate	3.04	0	3.04	2023	NA	NA	NA	NA
14414	Creed Energy Center LLC	Suisun City	Solano	NA	Intermediate	3.03	0.08	3.03	2023	NA	NA	NA	NA
15464	Pixar Animation Studios	Emeryville	Alameda	NA	Intermediate	3.03	0.02	3.03	2022	2009	9.9	0.9	NA
17287	F1 Stevenson LLC c/o Cushman & Wakefield	San Francisco	San Francisco	NA	Intermediate	3.03	0.01	3.03	2023	NA	NA	NA	NA
19155	Telecare Corporation	Oakland	Alameda	NA	Intermediate	3.03	0	3.03	2023	NA	NA	NA	NA
6487	The Home Depot Store #0635	Union City	Alameda	NA	Intermediate	3.02	0	3.02	2022	NA	NA	NA	NA
17904	AT&T	Point Reyes Station	Marin	NA	Intermediate	3.02	0	3.02	2023	NA	NA	NA	NA
23787	QIA SR San Francisco Operating LLC St Regis Hotel	San Francisco	San Francisco	NA	Intermediate	3.02	0.01	3.02	2022	NA	NA	NA	NA
13961	Federal Deposit Insurance Corporation	San Francisco	San Francisco	NA	Intermediate	3.01	0.01	3.01	2023	NA	NA	NA	NA
20352	Edgemoor McCarthy Cook Partners	San Francisco	San Francisco	NA	Intermediate	3.01	0.02	3.01	2022	NA	NA	NA	NA
21418	City of Berkeley Civic Center	Berkeley	Alameda	NA	Intermediate	3.01	0	3.01	2023	NA	NA	NA	NA
21457	Applied Materials	Sunnyvale	Santa Clara	NA	Intermediate	3.01	0	3.01	2022	NA	NA	NA	NA
23407	Facebook	Menlo Park	San Mateo	NA	Intermediate	3.01	0	3.01	2022	NA	NA	NA	NA
13365	County of Santa Clara	San Jose	Santa Clara	NA	Intermediate	3	0	3	2022	NA	NA	NA	NA
13841	405 Howard St Foundry II	San Francisco	San Francisco	NA	Intermediate	3	0	3	2022	NA	NA	NA	NA
16879	Verizon Wireless (Vasco Road North)	Byron	Contra Costa	NA	Intermediate	3	0	3	2023	NA	NA	NA	NA
17605	City of Richmond (23rd St & Carlson Ave)	Richmond	Contra Costa	NA	Intermediate	3	0	3	2023	NA	NA	NA	NA
18832	SSCOP Properties LLC	Petaluma	Sonoma	NA	Intermediate	3	0	3	2023	NA	NA	NA	NA
19058	Walt Disney Family Foundation	San Francisco	San Francisco	NA	Intermediate	3	0	3	2022	NA	NA	NA	NA
106899	World Oil Marketing Company #26	Concord	Contra Costa	NA	Intermediate	3	0.27	3	2023	NA	NA	NA	NA
13484	Pacific Bell	Larkspur	Marin	NA	Intermediate	2.99	0	2.99	2022	NA	NA	NA	NA
16280	Verizon Wireless- HWY 35/280	San Bruno	San Mateo	NA	Intermediate	2.99	0	2.99	2021	NA	NA	NA	NA
4022	SPPP LP	Concord	Contra Costa	NA	Intermediate	2.98	0.06	2.98	2022	NA	NA	NA	NA
22046	Forest Surgery Center	San Jose	Santa Clara	NA	Intermediate	2.98	0	2.98	2023	NA	NA	NA	NA
23234	City of San Bruno	San Bruno	San Mateo	NA	Intermediate	2.98	0	2.98	2023	NA	NA	NA	NA
5565	Creative Wood Products	Oakland	Alameda	NA	Intermediate	2.97	0.02	2.97	2022	NA	NA	NA	NA
15285	City of Dublin	Dublin	Alameda	NA	Intermediate	2.97	0.01	2.97	2022	NA	NA	NA	NA
17018	San Jose Redevelopment Agency	San Jose	Santa Clara	NA	Intermediate	2.97	0	2.97	2023	NA	NA	NA	NA
21795	California Resources Production Corp	Suisun City	Solano	NA	Intermediate	2.97	0.11	2.97	2021	NA	NA	NA	NA
13663	KQED Inc	San Francisco	San Francisco	NA	Intermediate	2.96	0	2.96	2023	NA	NA	NA	NA
13698	BelmontCorp	San Jose	Santa Clara	NA	Intermediate	2.96	0	2.96	2023	NA	NA	NA	NA
17517	Fed Ex Express - SFOA	San Francisco	San Francisco	NA	Intermediate	2.96	0	2.96	2023	NA	NA	NA	NA
23526	Apple Inc (Patrick Henry 1)	Santa Clara	Santa Clara	NA	Intermediate	2.96	0.01	2.96	2023	NA	NA	NA	NA
23720	UC Davis FCCL	Byron	Contra Costa	NA	Intermediate	2.96	0.01	2.96	2023	NA	NA	NA	NA
25043	Oakland Grand Owner LLC	Oakland	Alameda	NA	Intermediate	2.96	0	2.96	2022	NA	NA	NA	NA
25098	Sunset Development Company BR15	San Ramon	Contra Costa	NA	Intermediate	2.96	0	2.96	2023	NA	NA	NA	NA
25214	Cytokinetics Inc	South San Francisco	San Mateo	NA	Intermediate	2.96	0.01	2.96	2022	NA	NA	NA	NA
202138	Amazon.com Services LLC - DFO2	Oakley	Contra Costa	NA	Intermediate	2.96	0	2.96	2021	NA	NA	NA	NA
202763	1st United Services Credit Union	Pleasanton	Alameda	NA	Intermediate	2.96	0	2.96	2023	NA	NA	NA	NA
13911	Alameda County GSA	Fremont	Alameda	NA	Intermediate	2.95	0	2.95	2022	NA	NA	NA	NA
14295	City of Oakland Envir Scvs Division	Oakland	Alameda	NA	Intermediate	2.94	0	2.94	2022	NA	NA	NA	NA
14140	Contra Costa County	Martinez	Contra Costa	NA	Intermediate	2.93	0	2.93	2023	NA	NA	NA	NA
18908	City of Menlo Park	Menlo Park	San Mateo	NA	Intermediate	2.93	0	2.93	2023	NA	NA	NA	NA
22854	Hillstone Restaurant Group	Saint Helena	Napa	NA	Intermediate	2.93	0	2.93	2023	2015	2.8	0	NA
8032	Campton Place Hotel	San Francisco	San Francisco	NA	Intermediate	2.92	0	2.92	2023	NA	NA	NA	NA
200881	PW Fund A LP	Fairfield	Solano	NA	Intermediate	2.92	0	2.92	2022	NA	NA	NA	NA
20559	City of Brisbane	Brisbane	San Mateo	NA	Intermediate	2.91	0	2.91	2023	NA	NA	NA	NA
23445	California Water Service Company	Portola Valley	San Mateo	NA	Intermediate	2.91	0	2.91	2022	NA	NA	NA	NA
202136	BCDPF Bay Area Commerce Center Lease Management LLC	Livermore	Alameda	NA	Intermediate	2.91	0	2.91	2021	2022	0.3	0	NA
13246	Town of Discovery Bay	Discovery Bay	Contra Costa	NA	Intermediate	2.9	0	2.9	2023	NA	NA	NA	NA
18461	Rose of Sharon Rehabilitation	Oakland	Alameda	NA	Intermediate	2.9	0	2.9	2023	NA	NA	NA	NA
18963	Hacienda Outpatient Surgery Center	Pleasanton	Alameda	NA	Intermediate	2.9	0	2.9	2023	NA	NA	NA	NA
20241	RS Alameda LLC ("Red Sea")	Santa Clara	Santa Clara	NA	Intermediate	2.9	0.02	2.9	2019	2023	5.9	0.46	NA
23660	Kaiser Foundation Health Plan	San Rafael	Marin	NA	Intermediate	2.9	0	2.9	2021	NA	NA	NA	NA
23904	Sila Nanotechnologies Inc	Alameda	Alameda	NA	Intermediate	2.9	0.01	2.9	2022	NA	NA	NA	NA
15433	Marin Municipal Water District	Tiburon	Marin	NA	Intermediate	2.89	0.01	2.89	2022	NA	NA	NA	NA
16376	Verizon Wireless (Shadelands)	Walnut Creek	Contra Costa	NA	Intermediate	2.89	0	2.89	2020	NA	NA	NA	NA
18763	CPF 33 New LLC	San Francisco	San Francisco	NA	Intermediate	2.89	0.01	2.89	2023	NA	NA	NA	NA

Facility Number	Facility Name ⁽¹⁾ (1)See pp. 18-21 of the TAC Control Program Annual Report for important context regarding this data.	City	County	Rule 11-18 Ranking	AB2588 Priority Ranking	Cancer PS	Chronic PS	PS	PS Year	HRA Year	Cancer Risk (chances in a million)	Chronic Hazard Index	Acute Hazard Index
22769	New Cingular Wireless dba AT&T Mobility	Clayton	Contra Costa	NA	Intermediate	2.89	0	2.89	2022	NA	NA	NA	NA
23625	Resident	Deer Park	Napa	NA	Intermediate	2.89	0.02	2.89	2022	NA	NA	NA	NA
200407	Coastside County Water District	Half Moon Bay	San Mateo	NA	Intermediate	2.89	0	2.89	2023	2017	3.6	0	NA
200438	Facebook Inc.	Menlo Park	San Mateo	NA	Intermediate	2.89	0	2.89	2023	NA	NA	NA	NA
201517	South County Yard	San Martin	Santa Clara	NA	Intermediate	2.89	0	2.89	2023	NA	NA	NA	NA
19073	Alexandria Real Estate Equities	San Francisco	San Francisco	NA	Intermediate	2.88	0.02	2.88	2022	NA	NA	NA	NA
20525	Alameda County GSA	Livermore	Alameda	NA	Intermediate	2.88	0	2.88	2023	NA	NA	NA	NA
201583	Crestwood Treatment Center	Fremont	Alameda	NA	Intermediate	2.88	0	2.88	2023	NA	NA	NA	NA
202340	IPT Richmond Logistics Center LLC	Richmond	Contra Costa	NA	Intermediate	2.88	0	2.88	2022	NA	NA	NA	NA
17154	City of Milpitas	Milpitas	Santa Clara	NA	Intermediate	2.87	0	2.87	2023	2016	9.9	0.9	NA
19459	SPCA - SF	San Francisco	San Francisco	NA	Intermediate	2.87	0	2.87	2023	NA	NA	NA	NA
21606	Trinity Properties	San Francisco	San Francisco	NA	Intermediate	2.87	0	2.87	2023	NA	NA	NA	NA
22403	Google LLC	Sunnyvale	Santa Clara	NA	Intermediate	2.87	0	2.87	2023	2017	7.2	0	NA
200688	Raymond Vineyards & Cellars	Saint Helena	Napa	NA	Intermediate	2.87	0	2.87	2023	NA	NA	NA	NA
22137	Sonoma Academy	Santa Rosa	Sonoma	NA	Intermediate	2.86	0	2.86	2023	NA	NA	NA	NA
10438	Headway Technologies Inc	Milpitas	Santa Clara	NA	Intermediate	2.85	0.32	2.85	2022	NA	NA	NA	NA
14711	Verizon Business - OKMFOA	Oakland	Alameda	NA	Intermediate	2.85	0	2.85	2022	NA	NA	NA	NA
16829	The Home Depot Store #0641	Rohnert Park	Sonoma	NA	Intermediate	2.84	0	2.84	2023	NA	NA	NA	NA
19180	San Francisco Public Utilities Commission	San Francisco	San Francisco	NA	Intermediate	2.84	0.01	2.84	2022	NA	NA	NA	NA
21405	Kilroy Realty Finance Partnership L P	San Francisco	San Francisco	NA	Intermediate	2.84	0	2.84	2023	NA	NA	NA	NA
23240	Hudson Pacific Properties Techmart	Santa Clara	Santa Clara	NA	Intermediate	2.84	0	2.84	2023	NA	NA	NA	NA
13038	Santa Clara Valley Transportation Authority	Mountain View	Santa Clara	NA	Intermediate	2.83	0	2.83	2023	NA	NA	NA	NA
200837	MBC Biolabs	San Carlos	San Mateo	NA	Intermediate	2.83	0	2.83	2023	NA	NA	NA	NA
202292	South Loop - Bldg. C	Alameda	Alameda	NA	Intermediate	2.83	0	2.83	2023	NA	NA	NA	NA
22275	Jefferson Union High School District (Jefferson)	Daly City	San Mateo	NA	Intermediate	2.82	0	2.82	2023	NA	NA	NA	NA
16177	Verizon Wireless (Windsor)	Windsor	Sonoma	NA	Intermediate	2.81	0	2.81	2023	NA	NA	NA	NA
21270	Judicial Council of California JCC 48-A3	Fairfield	Solano	NA	Intermediate	2.81	0	2.81	2023	NA	NA	NA	NA
22200	Berrueta Family LP	Milpitas	Santa Clara	NA	Intermediate	2.81	0	2.81	2022	2002	3.3	NA	NA
22884	1111 Broadway	Oakland	Alameda	NA	Intermediate	2.81	0.01	2.81	2023	NA	NA	NA	NA
22398	225 West Santa Clara LLC c/o Harvest Properties	San Jose	Santa Clara	NA	Intermediate	2.8	0	2.8	2023	NA	NA	NA	NA
200807	UC Block 3 Associates LP	Union City	Alameda	NA	Intermediate	2.8	0	2.8	2023	NA	NA	NA	NA
15831	The Metropolitan Association	San Francisco	San Francisco	NA	Intermediate	2.79	0	2.79	2023	NA	NA	NA	NA
20533	Central Admix Pharmacy Service	Fremont	Alameda	NA	Intermediate	2.79	0	2.79	2022	NA	NA	NA	NA
17536	188 KING STREET HOA	San Francisco	San Francisco	NA	Intermediate	2.78	0	2.78	2022	NA	NA	NA	NA
18981	Contra Costa Water District	Concord	Contra Costa	NA	Intermediate	2.78	0	2.78	2022	NA	NA	NA	NA
19504	City of Fremont	Fremont	Alameda	NA	Intermediate	2.78	0	2.78	2022	NA	NA	NA	NA
23813	Sidra Montgomery LLC	San Francisco	San Francisco	NA	Intermediate	2.78	0	2.78	2023	NA	NA	NA	NA
201928	California Water Service Company [MPS Station 27]	San Mateo	San Mateo	NA	Intermediate	2.78	0	2.78	2023	NA	NA	NA	NA
201937	Rivers Marie Winery	Calistoga	Napa	NA	Intermediate	2.78	0	2.78	2023	2020	9.9	0.9	NA
13549	Pacific Bell	Sunnyvale	Santa Clara	NA	Intermediate	2.77	0	2.77	2022	NA	NA	NA	NA
15005	Verizon Wireless Rutherford	Rutherford	Napa	NA	Intermediate	2.77	0	2.77	2022	NA	NA	NA	NA
10649	IMTT Richmond CA	Richmond	Contra Costa	NA	Intermediate	2.76	0.02	2.76	2022	NA	NA	NA	NA
15225	Roche Molecular Systems Inc	Pleasanton	Alameda	NA	Intermediate	2.76	0.02	2.76	2023	NA	NA	NA	NA
19157	List Labs	Campbell	Santa Clara	NA	Intermediate	2.76	0	2.76	2022	NA	NA	NA	NA
14035	Silicon Valley Clean Water Belmont Pump Stn	Belmont	San Mateo	NA	Intermediate	2.75	0	2.75	2023	NA	NA	NA	NA
14614	Rodeo Sanitary District	Rodeo	Contra Costa	NA	Intermediate	2.75	0	2.75	2022	NA	NA	NA	NA
19094	San Francisco Public Utilities Commission	San Francisco	San Francisco	NA	Intermediate	2.75	0	2.75	2022	NA	NA	NA	NA
19670	The Meadows of Napa Valley	Napa	Napa	NA	Intermediate	2.75	0.01	2.75	2022	2017	6.8	0	NA
20141	Google LLC	Fremont	Alameda	NA	Intermediate	2.75	0	2.75	2023	NA	NA	NA	NA
23515	Google LLC	San Bruno	San Mateo	NA	Intermediate	2.75	0	2.75	2023	2020	9.9	0	NA
4064	Sutter Health Sacto/Sierra Regio	Vallejo	Solano	NA	Intermediate	2.74	0.01	2.74	2023	NA	NA	NA	NA
13256	Asian Art Museum	San Francisco	San Francisco	NA	Intermediate	2.74	0.01	2.74	2022	NA	NA	NA	NA
16083	City of Calistoga - Fire Department	Calistoga	Napa	NA	Intermediate	2.74	0	2.74	2023	NA	NA	NA	NA
19245	New Enterprises Associates Inc	Menlo Park	San Mateo	NA	Intermediate	2.74	0	2.74	2023	NA	NA	NA	NA
202312	Fire Station #25 San Mateo	San Mateo	San Mateo	NA	Intermediate	2.74	0	2.74	2023	NA	NA	NA	NA
18686	Luther Burbank Center for the Arts	Santa Rosa	Sonoma	NA	Intermediate	2.73	0	2.73	2023	NA	NA	NA	NA
21220	Verizon Wireless (McDonald Ave)	Richmond	Contra Costa	NA	Intermediate	2.73	0	2.73	2022	NA	NA	NA	NA
212207	PRIDE MOUNTAIN VINEYARDS LLC	Santa Rosa	Sonoma	NA	Intermediate	2.73	0	2.73	2023	2022	9.9	0	NA
13360	Costco Wholesale #41	Santa Rosa	Sonoma	NA	Intermediate	2.72	0	2.72	2022	NA	NA	NA	NA
14531	East Bay Dischargers Authority	Hayward	Alameda	NA	Intermediate	2.72	0	2.72	2022	NA	NA	NA	NA
24141	Aerohive Networks	Milpitas	Santa Clara	NA	Intermediate	2.72	0.01	2.72	2021	NA	NA	NA	NA
13530	AT&T California	San Jose	Santa Clara	NA	Intermediate	2.71	0	2.71	2022	NA	NA	NA	NA
15608	Photon Dynamics - Orbotech	San Jose	Santa Clara	NA	Intermediate	2.71	0.02	2.71	2022	NA	NA	NA	NA

Facility Number	Facility Name ⁽¹⁾ (1)See pp. 18-21 of the TAC Control Program Annual Report for important context regarding this data.	City	County	Rule 11-18 Ranking	AB2588 Priority Ranking	Cancer PS	Chronic PS	PS	PS Year	HRA Year	Cancer Risk (chances in a million)	Chronic Hazard Index	Acute Hazard Index
16437	City of Rohnert Park	Rohnert Park	Sonoma	NA	Intermediate	2.71	0	2.71	2022	NA	NA	NA	NA
21385	One Embarcadero South Home Owners Assn	San Francisco	San Francisco	NA	Intermediate	2.71	0	2.71	2023	NA	NA	NA	NA
21831	City of Martinez	Martinez	Contra Costa	NA	Intermediate	2.71	0	2.71	2023	NA	NA	NA	NA
22182	Synopsys	Sunnyvale	Santa Clara	NA	Intermediate	2.71	0.02	2.71	2020	NA	NA	NA	NA
20639	Sonoma County Water Agency	Santa Rosa	Sonoma	NA	Intermediate	2.7	0	2.7	2022	NA	NA	NA	NA
23151	Hudson Metro Center LLC	Foster City	San Mateo	NA	Intermediate	2.7	0.01	2.7	2023	NA	NA	NA	NA
202441	Bryant Family Vineyards	St. Helena	Napa	NA	Intermediate	2.7	0	2.7	2023	NA	NA	NA	NA
14106	City of Daly City	Daly City	San Mateo	NA	Intermediate	2.69	0	2.69	2023	NA	NA	NA	NA
14373	Contra Costa County Fire Protection District	Concord	Contra Costa	NA	Intermediate	2.69	0.01	2.69	2022	NA	NA	NA	NA
18569	Verizon Wireless (San Geronimo)	Lagunitas	Marin	NA	Intermediate	2.69	0	2.69	2023	NA	NA	NA	NA
21500	Pacific Service Credit Union	Concord	Contra Costa	NA	Intermediate	2.69	0	2.69	2022	NA	NA	NA	NA
24105	Applied Materials	Santa Clara	Santa Clara	NA	Intermediate	2.69	0	2.69	2022	NA	NA	NA	NA
2501	Livermore Crematory	Livermore	Alameda	NA	Intermediate	2.68	0.35	2.68	2021	NA	NA	NA	NA
16081	City of Calistoga - Water Treatment Plant	Calistoga	Napa	NA	Intermediate	2.68	0	2.68	2023	NA	NA	NA	NA
17947	City of Redwood City Public Works	Redwood City	San Mateo	NA	Intermediate	2.68	0	2.68	2022	NA	NA	NA	NA
19951	Santa Clara County Fire Dept	Los Gatos	Santa Clara	NA	Intermediate	2.68	0	2.68	2023	NA	NA	NA	NA
21295	California Hotel	Oakland	Alameda	NA	Intermediate	2.68	0	2.68	2016	2012	2.9	0	NA
112219	Houtan Petroleum #255661	Mountain View	Santa Clara	NA	Intermediate	2.68	0.06	2.68	2022	NA	NA	NA	NA
17571	Ardagh Group	Fairfield	Solano	NA	Intermediate	2.67	0	2.67	2020	NA	NA	NA	NA
20319	New Cingular Wireless PCS LLC dba AT&T Mobility	Los Gatos	Santa Clara	NA	Intermediate	2.66	0	2.66	2022	NA	NA	NA	NA
13724	East Bay Municipal Utility Dist	Walnut Creek	Contra Costa	NA	Intermediate	2.65	0	2.65	2023	NA	NA	NA	NA
14924	Chabot Community College	Hayward	Alameda	NA	Intermediate	2.65	0.07	2.65	2021	2022	9.9	0.09	NA
16869	UC Berkeley Clark Kerr Campus	Berkeley	Alameda	NA	Intermediate	2.64	0.01	2.64	2023	NA	NA	NA	NA
17236	City of Santa Clara - Well Site: Zone 1 7	Santa Clara	Santa Clara	NA	Intermediate	2.64	0	2.64	2023	NA	NA	NA	NA
19990	Woolf House	San Francisco	San Francisco	NA	Intermediate	2.64	0	2.64	2023	NA	NA	NA	NA
22495	The Nueva High School	San Mateo	San Mateo	NA	Intermediate	2.64	0.07	2.64	2022	NA	NA	NA	NA
12773	ATS Products Inc	Richmond	Contra Costa	NA	Intermediate	2.63	0.25	2.63	2022	NA	NA	NA	NA
21224	West Bay Sanitary District	Menton Park	San Mateo	NA	Intermediate	2.63	0	2.63	2023	NA	NA	NA	NA
22107	Sonoma County Airport	Santa Rosa	Sonoma	NA	Intermediate	2.63	0	2.63	2023	NA	NA	NA	NA
24373	ColFin 2019-2D Industrial Owner LLC	San Jose	Santa Clara	NA	Intermediate	2.63	0.01	2.63	2021	NA	NA	NA	NA
201845	Don Tucker	Gilroy	Santa Clara	NA	Intermediate	2.63	0	2.63	2022	NA	NA	NA	NA
13167	The Clancy Autograph Collection	San Francisco	San Francisco	NA	Intermediate	2.62	0	2.62	2023	NA	NA	NA	NA
13958	SAP Labs LLC	Palo Alto	Santa Clara	NA	Intermediate	2.62	0.01	2.62	2022	NA	NA	NA	NA
21581	Property California SCJLW One Corp	Walnut Creek	Contra Costa	NA	Intermediate	2.62	0	2.62	2023	NA	NA	NA	NA
22298	KBSIII 201 Spear Street LLC c/o Cushman & Wakefiel	San Francisco	San Francisco	NA	Intermediate	2.62	0	2.62	2023	NA	NA	NA	NA
23961	Kaiser Foundation Hospital	Daly City	San Mateo	NA	Intermediate	2.62	0	2.62	2022	NA	NA	NA	NA
13786	City of Antioch	Antioch	Contra Costa	NA	Intermediate	2.61	0	2.61	2023	NA	NA	NA	NA
16212	Four Seasons Silicon Valley	East Palo Alto	San Mateo	NA	Intermediate	2.61	0.01	2.61	2022	NA	NA	NA	NA
16713	Oakland 14th Office	Oakland	Alameda	NA	Intermediate	2.61	0	2.61	2023	NA	NA	NA	NA
22418	Apple Inc - Maude 5	Sunnyvale	Santa Clara	NA	Intermediate	2.61	0	2.61	2022	NA	NA	NA	NA
200986	Mission Surgery Center	Fremont	Alameda	NA	Intermediate	2.61	0	2.61	2023	NA	NA	NA	NA
15748	San Francisco Bay Area Rapid Transit District	Oakland	Alameda	NA	Intermediate	2.6	0	2.6	2022	NA	NA	NA	NA
17163	City of Milpitas	Milpitas	Santa Clara	NA	Intermediate	2.6	0	2.6	2023	NA	NA	NA	NA
19991	Leland Apartments	San Francisco	San Francisco	NA	Intermediate	2.6	0	2.6	2023	NA	NA	NA	NA
201157	900 Chesapeake	Redwood City	San Mateo	NA	Intermediate	2.6	0	2.6	2022	NA	NA	NA	NA
10184	San Mateo County Transit District	South San Francisco	San Mateo	NA	Intermediate	2.59	0.01	2.59	2023	NA	NA	NA	NA
14421	City of Millbrae	Millbrae	San Mateo	NA	Intermediate	2.59	0	2.59	2023	NA	NA	NA	NA
20038	Wine Country Cellars	Windsor	Sonoma	NA	Intermediate	2.59	0	2.59	2020	NA	NA	NA	NA
20872	City of Fairfield	Fairfield	Solano	NA	Intermediate	2.59	0	2.59	2022	NA	NA	NA	NA
2275	IBM Corp Research Facilities	San Jose	Santa Clara	NA	Intermediate	2.58	0.01	2.58	2023	NA	NA	NA	NA
17878	Orchard Garden Hotel Inc	San Francisco	San Francisco	NA	Intermediate	2.58	0	2.58	2022	NA	NA	NA	NA
22906	Water Emergency Transportation Authority	Vallejo	Solano	NA	Intermediate	2.58	0	2.58	2023	NA	NA	NA	NA
23694	ASB 799 Market LLC	San Francisco	San Francisco	NA	Intermediate	2.58	0.01	2.58	2023	NA	NA	NA	NA
13346	Third & Mission Associates	San Francisco	San Francisco	NA	Intermediate	2.57	0	2.57	2022	NA	NA	NA	NA
14043	Contra Costa Water District	Martinez	Contra Costa	NA	Intermediate	2.57	0	2.57	2023	NA	NA	NA	NA
17655	XO Communications Inc	San Francisco	San Francisco	NA	Intermediate	2.57	0	2.57	2023	NA	NA	NA	NA
24314	DW CAL 301 Howard LLC	San Francisco	San Francisco	NA	Intermediate	2.57	0	2.57	2023	NA	NA	NA	NA
3734	Fong Brothers Printing Inc	Brisbane	San Mateo	NA	Intermediate	2.56	0.03	2.56	2023	NA	NA	NA	NA
17196	Headway Technologies Inc STT Bldg 5	Milpitas	Santa Clara	NA	Intermediate	2.56	0.01	2.56	2022	NA	NA	NA	NA
17234	City of Santa Clara - Well Site: Zone 2 17-02	Santa Clara	Santa Clara	NA	Intermediate	2.56	0	2.56	2023	NA	NA	NA	NA
19227	Town of Los Gatos	Los Gatos	Santa Clara	NA	Intermediate	2.56	0	2.56	2023	NA	NA	NA	NA

Facility Number	Facility Name ⁽¹⁾ (1)See pp. 18-21 of the TAC Control Program Annual Report for important context regarding this data.	City	County	Rule 11-18 Ranking	AB2588 Priority Ranking	Cancer PS	Chronic PS	PS	PS Year	HRA Year	Cancer Risk (chances in a million)	Chronic Hazard Index	Acute Hazard Index
19379	Kaiser Permanente - Antioch Medical Center	Livermore	Alameda	NA	Intermediate	2.56	0	2.56	2023	NA	NA	NA	NA
19817	County of Marin MER Bolinas	Bolinas	Marin	NA	Intermediate	2.56	0.01	2.56	2021	2008	0.9	0	NA
22175	MWest Propco XVII LLC	San Jose	Santa Clara	NA	Intermediate	2.56	0.02	2.56	2019	NA	NA	NA	NA
23545	Colliers International	Corte Madera	Marin	NA	Intermediate	2.56	0	2.56	2022	NA	NA	NA	NA
24552	Stanford Imaging Clinic in Emeryville	Emeryville	Alameda	NA	Intermediate	2.56	0	2.56	2022	NA	NA	NA	NA
3809	Mountain View Cemetery Association	Oakland	Alameda	NA	Intermediate	2.55	0.33	2.55	2023	NA	NA	NA	NA
20653	A2Z Development Center Inc	Cupertino	Santa Clara	NA	Intermediate	2.55	0.01	2.55	2020	NA	NA	NA	NA
201990	Gamble Residence	Saint Helena	Napa	NA	Intermediate	2.55	0	2.55	2022	NA	NA	NA	NA
14581	Jones Lang LaSalle	Walnut Creek	Contra Costa	NA	Intermediate	2.54	0	2.54	2023	NA	NA	NA	NA
17043	The Home Depot Store #0642	Campbell	Santa Clara	NA	Intermediate	2.54	0	2.54	2023	NA	NA	NA	NA
18921	City of San Jose Municipal Water	San Jose	Santa Clara	NA	Intermediate	2.54	0	2.54	2023	NA	NA	NA	NA
20407	East Bay Tire Company	Fairfield	Solano	NA	Intermediate	2.54	0	2.54	2023	NA	NA	NA	NA
21686	Harrison Fremont LLC	San Francisco	San Francisco	NA	Intermediate	2.54	0	2.54	2023	NA	NA	NA	NA
23231	Level 3 Communications LLC	Oakland	Alameda	NA	Intermediate	2.54	0	2.54	2022	NA	NA	NA	NA
200364	Wheeler Farms Partners	Saint Helena	Napa	NA	Intermediate	2.54	0	2.54	2022	NA	NA	NA	NA
14493	County of Santa Clara - Facilities & Fleet Dept	San Martin	Santa Clara	NA	Intermediate	2.53	0	2.53	2022	NA	NA	NA	NA
20163	Zoetis Inc.	Union City	Alameda	NA	Intermediate	2.53	0	2.53	2023	2010	8.3	0.01	NA
23409	Redwood Empire Food Bank	Santa Rosa	Sonoma	NA	Intermediate	2.53	0	2.53	2023	NA	NA	NA	NA
201683	Shafer Residence	Napa	Napa	NA	Intermediate	2.53	0	2.53	2022	NA	NA	NA	NA
201791	@ Central Property Owner LLC	Santa Clara	Santa Clara	NA	Intermediate	2.53	0	2.53	2022	NA	NA	NA	NA
201844	LIT McLaughlin LP	San Jose	Santa Clara	NA	Intermediate	2.53	0	2.53	2022	NA	NA	NA	NA
14738	Tishman Speyer Properties	Mountain View	Santa Clara	NA	Intermediate	2.52	0	2.52	2022	NA	NA	NA	NA
23129	Bayshore Sanitary District	Brisbane	San Mateo	NA	Intermediate	2.52	0	2.52	2022	NA	NA	NA	NA
21081	Crow Canyon Medical Center	Danville	Contra Costa	NA	Intermediate	2.51	0	2.51	2022	NA	NA	NA	NA
200406	Coastside County Water District	Half Moon Bay	San Mateo	NA	Intermediate	2.51	0	2.51	2023	2016	3.6	0	NA
200750	C & C Equipment Company	Novato	Marin	NA	Intermediate	2.51	0	2.51	2023	NA	NA	NA	NA
16701	CA 201 Mission Street - LLP	San Francisco	San Francisco	NA	Intermediate	2.5	0	2.5	2022	NA	NA	NA	NA
20644	Buck Institute for Age Research	Novato	Marin	NA	Intermediate	2.5	0	2.5	2022	NA	NA	NA	NA
22782	Kunde Family Winery	Kenwood	Sonoma	NA	Intermediate	2.5	0	2.5	2022	NA	NA	NA	NA
24237	California Water Service	Portola Valley	San Mateo	NA	Intermediate	2.5	0	2.5	2022	NA	NA	NA	NA
25032	Rosemark Commercial Facilities Mgmt Services	Bolinas	Marin	NA	Intermediate	2.5	0	2.5	2022	NA	NA	NA	NA
8373	Coherent Inc	Santa Clara	Santa Clara	NA	Intermediate	2.49	0.01	2.49	2022	NA	NA	NA	NA
15290	Comcast Communications	San Francisco	San Francisco	NA	Intermediate	2.49	0	2.49	2023	NA	NA	NA	NA
17392	City of Santa Clara Gianera Storm Station	Santa Clara	Santa Clara	NA	Intermediate	2.49	0	2.49	2023	NA	NA	NA	NA
18254	ISCS Inc	San Jose	Santa Clara	NA	Intermediate	2.49	0	2.49	2021	NA	NA	NA	NA
18670	Point Pillar Development LLC	Half Moon Bay	San Mateo	NA	Intermediate	2.49	0	2.49	2023	NA	NA	NA	NA
21477	90 New Montgomery Partners LP	San Francisco	San Francisco	NA	Intermediate	2.49	0	2.49	2023	NA	NA	NA	NA
201700	City of Millbrae	Millbrae	San Mateo	NA	Intermediate	2.49	0	2.49	2023	NA	NA	NA	NA
202291	South Loop - Bldg. B	Alameda	Alameda	NA	Intermediate	2.49	0	2.49	2023	NA	NA	NA	NA
13333	Saratoga Retirement Community	Saratoga	Santa Clara	NA	Intermediate	2.48	0	2.48	2022	2001	1	0	0
16762	AT&T Mobility /AT&T Services	Fairfield	Solano	NA	Intermediate	2.48	0	2.48	2023	NA	NA	NA	NA
18424	County of Marin Juvenile Hall	San Rafael	Marin	NA	Intermediate	2.48	0	2.48	2023	NA	NA	NA	NA
19836	City of Daly City	Daly City	San Mateo	NA	Intermediate	2.48	0	2.48	2023	NA	NA	NA	NA
21160	Caltrans-Caldecott Tunnel Orinda	Orinda	Contra Costa	NA	Intermediate	2.48	0.01	2.48	2015	NA	NA	NA	NA
21677	City of Santa Clara	San Jose	Santa Clara	NA	Intermediate	2.48	0	2.48	2022	NA	NA	NA	NA
2949	East Bay Municipal Utility District	Oakland	Alameda	NA	Intermediate	2.46	0.01	2.46	2023	NA	NA	NA	NA
13449	Pacific Bell	Antioch	Contra Costa	NA	Intermediate	2.46	0	2.46	2022	NA	NA	NA	NA
15186	The Home Depot Store #0628	San Carlos	San Mateo	NA	Intermediate	2.46	0	2.46	2023	NA	NA	NA	NA
15609	500 Washington Stret	San Francisco	San Francisco	NA	Intermediate	2.46	0	2.46	2022	NA	NA	NA	NA
17946	Regulus	Napa	Napa	NA	Intermediate	2.46	0	2.46	2019	NA	NA	NA	NA
20859	Verizon Wireless (San Felipe Lake)	Gilroy	Santa Clara	NA	Intermediate	2.46	0	2.46	2021	NA	NA	NA	NA
1669	Kaiser Permanente Medical Center	Martinez	Contra Costa	NA	Intermediate	2.45	0.01	2.45	2023	NA	NA	NA	NA
15305	Stanford Health Care Tri-Valley	Livermore	Alameda	NA	Intermediate	2.45	0	2.45	2018	NA	NA	NA	NA
17232	City of Santa Clara - Well Site: Zone 1 28	Santa Clara	Santa Clara	NA	Intermediate	2.45	0	2.45	2023	NA	NA	NA	NA
18753	City of Santa Clara	Santa Clara	Santa Clara	NA	Intermediate	2.45	0	2.45	2022	NA	NA	NA	NA
20822	CrossCheck Inc	Petaluma	Sonoma	NA	Intermediate	2.45	0	2.45	2022	NA	NA	NA	NA
21510	Calfax Inc	San Francisco	San Francisco	NA	Intermediate	2.45	0.01	2.45	2023	NA	NA	NA	NA
108242	Rossi Aircraft Inc/Air Share Inc	Palo Alto	Santa Clara	NA	Intermediate	2.45	0.01	2.45	2023	NA	NA	NA	NA
201549	4880 El Camino Homeowners Association	Los Altos	Santa Clara	NA	Intermediate	2.45	0	2.45	2023	NA	NA	NA	NA
792	Washington Hospital	Fremont	Alameda	NA	Intermediate	2.44	0.02	2.44	2022	NA	NA	NA	NA
9598	City & County of San Francisco - Bruce Flynn Pump	San Francisco	San Francisco	NA	Intermediate	2.44	0	2.44	2023	NA	NA	NA	NA
16122	Comcast Cable Corporation	Windsor	Sonoma	NA	Intermediate	2.44	0	2.44	2023	NA	NA	NA	NA
19083	County of San Mateo	La Honda	San Mateo	NA	Intermediate	2.44	0	2.44	2022	NA	NA	NA	NA

Facility Number	Facility Name ⁽¹⁾ (1)See pp. 18-21 of the TAC Control Program Annual Report for important context regarding this data.	City	County	Rule 11-18 Ranking	AB2588 Priority Ranking	Cancer PS	Chronic PS	PS	PS Year	HRA Year	Cancer Risk (chances in a million)	Chronic Hazard Index	Acute Hazard Index
19118	Verizon Wireless (La Honda)	La Honda	San Mateo	NA	Intermediate	2.44	0	2.44	2022	NA	NA	NA	NA
200370	Griffin Essentials Asset REIT II LLC c/o Transwest	San Jose	Santa Clara	NA	Intermediate	2.44	0	2.44	2022	NA	NA	NA	NA
202422	Sleeping Giant Winery	Napa	Napa	NA	Intermediate	2.44	0	2.44	2023	NA	NA	NA	NA
21696	Los Medanos College	Pittsburg	Contra Costa	NA	Intermediate	2.43	0	2.43	2023	NA	NA	NA	NA
13490	AT&T	Los Gatos	Santa Clara	NA	Intermediate	2.42	0	2.42	2022	NA	NA	NA	NA
13541	AT&T	San Ramon	Contra Costa	NA	Intermediate	2.42	0	2.42	2022	NA	NA	NA	NA
15346	IBM Corporation	San Jose	Santa Clara	NA	Intermediate	2.42	0	2.42	2022	NA	NA	NA	NA
16705	Hilton San Francisco Airport Hotel	Burlingame	San Mateo	NA	Intermediate	2.42	0	2.42	2023	NA	NA	NA	NA
20114	One Hawthorne Owners Association	San Francisco	San Francisco	NA	Intermediate	2.42	0	2.42	2023	NA	NA	NA	NA
20734	County of Marin Pt Reyes Fire	Point Reyes Station	Marin	NA	Intermediate	2.42	0	2.42	2022	NA	NA	NA	NA
20933	Biosearch Technologies Inc	Novato	Marin	NA	Intermediate	2.42	0	2.42	2022	NA	NA	NA	NA
8353	City of Foster City	Foster City	San Mateo	NA	Intermediate	2.41	0.01	2.41	2022	NA	NA	NA	NA
14548	Montara Sanitary District	Montara	San Mateo	NA	Intermediate	2.41	0	2.41	2023	NA	NA	NA	NA
17995	Verizon Wireless (Rancho Solano)	Fairfield	Solano	NA	Intermediate	2.41	0	2.41	2023	NA	NA	NA	NA
21025	Monolithic Power Systems Inc	San Jose	Santa Clara	NA	Intermediate	2.41	0	2.41	2023	NA	NA	NA	NA
21591	Zabor Corporation	San Francisco	San Francisco	NA	Intermediate	2.41	0.01	2.41	2021	NA	NA	NA	NA
22604	Golden State Heart & Vascular Associates	Burlingame	San Mateo	NA	Intermediate	2.41	0	2.41	2023	NA	NA	NA	NA
200629	The Austin Owners Association	San Francisco	San Francisco	NA	Intermediate	2.41	0	2.41	2022	2017	9.8	0	NA
201895	CellCarta Fremont LLC	Fremont	Alameda	NA	Intermediate	2.41	0	2.41	2023	NA	NA	NA	NA
1846	Mark Hopkins Hotel	San Francisco	San Francisco	NA	Intermediate	2.4	0	2.4	2023	NA	NA	NA	NA
19697	Laborers District Council	Pleasanton	Alameda	NA	Intermediate	2.4	0	2.4	2022	NA	NA	NA	NA
16722	Villa Marin Homeowners Association	San Rafael	Marin	NA	Intermediate	2.39	0	2.39	2023	NA	NA	NA	NA
19385	City of Novato	Novato	Marin	NA	Intermediate	2.39	0	2.39	2023	NA	NA	NA	NA
22448	City of Pacifica Water Recycling/Wastewater Treat	Pacificca	San Mateo	NA	Intermediate	2.39	0	2.39	2022	NA	NA	NA	NA
23161	Alameda County GSA	Oakland	Alameda	NA	Intermediate	2.39	0	2.39	2022	NA	NA	NA	NA
201756	Towers at Great America	Santa Clara	Santa Clara	NA	Intermediate	2.39	0	2.39	2022	NA	NA	NA	NA
202196	ATUM Bio	Newark	Alameda	NA	Intermediate	2.39	0	2.39	2023	NA	NA	NA	NA
15123	American Tower LLC (89301- Burdell Mountain)	Novato	Marin	NA	Intermediate	2.38	0	2.38	2023	NA	NA	NA	NA
15250	Casiopea Bovei LLC	San Mateo	San Mateo	NA	Intermediate	2.38	0	2.38	2023	NA	NA	NA	NA
16919	KBHK TV	San Francisco	San Francisco	NA	Intermediate	2.38	0.02	2.38	2022	NA	NA	NA	NA
17741	The Home Depot Store #6655	Colma	San Mateo	NA	Intermediate	2.38	0	2.38	2023	NA	NA	NA	NA
201544	Contra Costa County Fire District	Lafayette	Contra Costa	NA	Intermediate	2.38	0	2.38	2022	NA	NA	NA	NA
201576	Regency 2120 Berkeley Way LLC	Berkeley	Alameda	NA	Intermediate	2.38	0	2.38	2022	NA	NA	NA	NA
201646	Orchard Partners	American Canyon	Napa	NA	Intermediate	2.38	0	2.38	2022	NA	NA	NA	NA
202404	Spinetta Family Law Center	Martinez	Contra Costa	NA	Intermediate	2.38	0	2.38	2023	NA	NA	NA	NA
13695	Lowe's HIW Inc	Antioch	Contra Costa	NA	Intermediate	2.37	0.01	2.37	2021	2002	2.2	0	NA
14104	Bellevue Pump Station	Daly City	San Mateo	NA	Intermediate	2.37	0	2.37	2023	NA	NA	NA	NA
18947	County of Alameda - Public Works Agency	Oakland	Alameda	NA	Intermediate	2.37	0.01	2.37	2018	NA	NA	NA	NA
23439	Napa County	Napa	Napa	NA	Intermediate	2.37	0	2.37	2023	NA	NA	NA	NA
200651	LMC 1640 Broadway Holdings LP	Oakland	Alameda	NA	Intermediate	2.37	0	2.37	2023	NA	NA	NA	NA
13500	AT&T	Pacificca	San Mateo	NA	Intermediate	2.36	0	2.36	2022	NA	NA	NA	NA
20258	Contra Costa Community College District	Martinez	Contra Costa	NA	Intermediate	2.36	0	2.36	2021	NA	NA	NA	NA
21078	Stanford University Medical Center	Palo Alto	Santa Clara	NA	Intermediate	2.36	0	2.36	2022	NA	NA	NA	NA
200384	CMK LLC	San Jose	Santa Clara	NA	Intermediate	2.36	0	2.36	2023	NA	NA	NA	NA
200815	Western Emergency Transportation Authority	Alameda	Alameda	NA	Intermediate	2.36	0	2.36	2023	NA	NA	NA	NA
13495	Pacific Bell	Oakland	Alameda	NA	Intermediate	2.35	0	2.35	2022	NA	NA	NA	NA
17315	C & H Sugar Company Inc	Crockett	Contra Costa	NA	Intermediate	2.35	0.02	2.35	2023	NA	NA	NA	NA
17381	Dallas Ranch MSL LLC - a DE Limited Liability Co	Antioch	Contra Costa	NA	Intermediate	2.35	0	2.35	2023	NA	NA	NA	NA
21363	BioMarin Pharmaceutical Inc	San Rafael	Marin	NA	Intermediate	2.35	0.02	2.35	2023	NA	NA	NA	NA
16295	Verizon Wireless- 815053 - (HWY 880/Hegenberger)	Oakland	Alameda	NA	Intermediate	2.34	0	2.34	2023	NA	NA	NA	NA
25189	B9 Island Parkway LLC a DE Limited Liability	Belmont	San Mateo	NA	Intermediate	2.34	0.01	2.34	2023	NA	NA	NA	NA
15959	Comcast of San Leandro Inc	Hayward	Alameda	NA	Intermediate	2.33	0	2.33	2023	2023	5.7	0	NA
20641	Verizon Wireless Niles Canyon	Castro Valley	Alameda	NA	Intermediate	2.33	0	2.33	2021	NA	NA	NA	NA
25311	230 East Grand Ave (PG II 230 East Grand LLC)	South San Francisco	San Mateo	NA	Intermediate	2.33	0.01	2.33	2022	NA	NA	NA	NA
201773	New Laboratory	Hayward	Alameda	NA	Intermediate	2.33	0	2.33	2023	NA	NA	NA	NA
17658	City Of San Mateo Fire Station #23	San Mateo	San Mateo	NA	Intermediate	2.32	0	2.32	2023	NA	NA	NA	NA
18445	State of California Dept of Justice	Santa Rosa	Sonoma	NA	Intermediate	2.32	0.03	2.32	2021	NA	NA	NA	NA
19898	Menlo Park Portfolio c/o Tarlton Properties	Menlo Park	San Mateo	NA	Intermediate	2.32	0.01	2.32	2023	2022	3.1	0	NA

Facility Number	Facility Name ⁽¹⁾ (1)See pp. 18-21 of the TAC Control Program Annual Report for important context regarding this data.	City	County	Rule 11-18 Ranking	AB2588 Priority Ranking	Cancer PS	Chronic PS	PS	PS Year	HRA Year	Cancer Risk (chances in a million)	Chronic Hazard Index	Acute Hazard Index
21104	Stanford University Data Center	Menlo Park	San Mateo	NA	Intermediate	2.32	0.02	2.32	2023	NA	NA	NA	NA
200741	425 Eccles	South San Francisco	San Mateo	NA	Intermediate	2.32	0	2.32	2023	NA	NA	NA	NA
14837	Trans Pacific Centre	Oakland	Alameda	NA	Intermediate	2.31	0	2.31	2022	NA	NA	NA	NA
201246	Amazon.com Services LLC - SCA3	Richmond	Contra Costa	NA	Intermediate	2.31	0	2.31	2023	2022	1.4	0	NA
13299	MetroPCS California/Florida Inc	Oakland	Alameda	NA	Intermediate	2.3	0.01	2.3	2016	NA	NA	NA	NA
14089	Pacific Bell Corporation	Pittsburg	Contra Costa	NA	Intermediate	2.3	0	2.3	2022	NA	NA	NA	NA
21001	Nanosyn Inc	Santa Clara	Santa Clara	NA	Intermediate	2.29	0.01	2.29	2022	NA	NA	NA	NA
10200	The Home Depot Store #0657	San Rafael	Marin	NA	Intermediate	2.28	0	2.28	2023	NA	NA	NA	NA
16052	Comcast Communications	San Francisco	San Francisco	NA	Intermediate	2.28	0	2.28	2023	NA	NA	NA	NA
17214	City of Milpitas	Milpitas	Santa Clara	NA	Intermediate	2.28	0	2.28	2023	NA	NA	NA	NA
17747	City of Fairfield	Fairfield	Solano	NA	Intermediate	2.28	0	2.28	2022	NA	NA	NA	NA
20675	Seagate Technology LLC	Cupertino	Santa Clara	NA	Intermediate	2.28	0	2.28	2021	2011	9.4	NA	NA
20723	National Park Service - Golden Gate National Rec	San Francisco	San Francisco	NA	Intermediate	2.28	0	2.28	2022	NA	NA	NA	NA
201090	Creekside Milpitas LLC	Milpitas	Santa Clara	NA	Intermediate	2.28	0	2.28	2023	NA	NA	NA	NA
202094	San Mateo Foster City School District	San Mateo	San Mateo	NA	Intermediate	2.28	0	2.28	2022	NA	NA	NA	NA
14097	Westborough Water District	South San Francisco	San Mateo	NA	Intermediate	2.27	0	2.27	2023	NA	NA	NA	NA
18367	FedEx Freight	Santa Clara	Santa Clara	NA	Intermediate	2.27	0	2.27	2023	NA	NA	NA	NA
19201	Allogene Therapeutics	South San Francisco	San Mateo	NA	Intermediate	2.27	0.01	2.27	2022	NA	NA	NA	NA
22597	Crossings at 880 Industrial LLC	Fremont	Alameda	NA	Intermediate	2.27	0	2.27	2023	NA	NA	NA	NA
23483	Crossing at 880 Industrial LLC	Fremont	Alameda	NA	Intermediate	2.27	0	2.27	2023	NA	NA	NA	NA
17633	Amidi Real Estate Plug and Play LLC	Sunnyvale	Santa Clara	NA	Intermediate	2.26	0	2.26	2023	NA	NA	NA	NA
20478	Gramercy on the Park Condos	San Mateo	San Mateo	NA	Intermediate	2.26	0	2.26	2022	NA	NA	NA	NA
21150	SFO Fuel Co LLC	San Francisco	San Francisco	NA	Intermediate	2.26	0.01	2.26	2023	NA	NA	NA	NA
2561	Shoreline Amphitheatre	Mountain View	Santa Clara	NA	Intermediate	2.25	0.38	2.25	2021	NA	NA	NA	NA
18941	Verizon Wireless (Harbor View)	Martinez	Contra Costa	NA	Intermediate	2.25	0	2.25	2022	NA	NA	NA	NA
22347	New Cingular Wireless PCS LLC dba AT&T Mobility	Mountain View	Santa Clara	NA	Intermediate	2.25	0	2.25	2023	NA	NA	NA	NA
201179	DPIF2 CA 23 Goodrick Avenue LLC	Richmond	Contra Costa	NA	Intermediate	2.25	0	2.25	2019	NA	NA	NA	NA
13985	City of Santa Rosa Utilities Dept	Santa Rosa	Sonoma	NA	Intermediate	2.24	0	2.24	2023	2015	9.6	0	NA
16794	The Home Depot Store #1092	Daly City	San Mateo	NA	Intermediate	2.24	0	2.24	2023	NA	NA	NA	NA
18656	City of Belmont	Belmont	San Mateo	NA	Intermediate	2.24	0	2.24	2023	NA	NA	NA	NA
20446	General Services Administration	San Francisco	San Francisco	NA	Intermediate	2.24	0	2.24	2023	NA	NA	NA	NA
21192	City of Dublin/Public Works	Dublin	Alameda	NA	Intermediate	2.24	0	2.24	2023	NA	NA	NA	NA
23011	Janssen Research & Development LLC	South San Francisco	San Mateo	NA	Intermediate	2.24	0	2.24	2022	NA	NA	NA	NA
23290	HCP LS Redwood City LLC c/o CBRE	Redwood City	San Mateo	NA	Intermediate	2.24	0	2.24	2020	NA	NA	NA	NA
2258	AC Transit District - Central Maintenance Building	Oakland	Alameda	NA	Intermediate	2.23	0.01	2.23	2022	NA	NA	NA	NA
25026	Google LLC	Sunnyvale	Santa Clara	NA	Intermediate	2.23	0	2.23	2023	NA	NA	NA	NA
202275	Sierra Pacific Properties Inc.	Concord	Contra Costa	NA	Intermediate	2.23	0	2.23	2022	NA	NA	NA	NA
200600	Sewerage Agency of Southern Marin	Mill Valley	Marin	NA	Intermediate	2.22	0	2.22	2022	2017	0.99	0	NA
17728	Fry's Electronics Inc	Sunnyvale	Santa Clara	NA	Intermediate	2.21	0.01	2.21	2019	NA	NA	NA	NA
20701	Verizon Wireless (Morgan Territory Road)	Clayton	Contra Costa	NA	Intermediate	2.21	0	2.21	2021	NA	NA	NA	NA
24172	Meyer Corporation	Fairfield	Solano	NA	Intermediate	2.21	0.01	2.21	2022	NA	NA	NA	NA
24936	Arbol Residences of Santa Rosa	Santa Rosa	Sonoma	NA	Intermediate	2.21	0	2.21	2023	NA	NA	NA	NA
200492	Workday	Pleasanton	Alameda	NA	Intermediate	2.21	0	2.21	2022	NA	NA	NA	NA
13234	McGrath Rent Corporation	Livermore	Alameda	NA	Intermediate	2.2	0.02	2.2	2020	2001	0.99	0.01	NA
14205	City of Mountain View Fleet Services	Mountain View	Santa Clara	NA	Intermediate	2.2	0	2.2	2023	NA	NA	NA	NA
14294	City of Oakland Envir Svcs Division	Oakland	Alameda	NA	Intermediate	2.2	0.01	2.2	2022	NA	NA	NA	NA
15485	S F Bay Area Rapid Transit District	South San Francisco	San Mateo	NA	Intermediate	2.2	0	2.2	2022	NA	NA	NA	NA
15974	Comcast Cable Corporation	Novato	Marin	NA	Intermediate	2.2	0	2.2	2023	NA	NA	NA	NA
17551	Harlan Lab Livermore	Livermore	Alameda	NA	Intermediate	2.2	0	2.2	2023	NA	NA	NA	NA
19987	Ceatrice Polite Apts	San Francisco	San Francisco	NA	Intermediate	2.2	0	2.2	2023	NA	NA	NA	NA
20645	Judicial Council of California JCC 07-E3	Pittsburg	Contra Costa	NA	Intermediate	2.2	0	2.2	2023	NA	NA	NA	NA
200785	FN Cellars LLC dba Far Niente Winery	Oakville	Napa	NA	Intermediate	2.2	0	2.2	2022	NA	NA	NA	NA
200947	SFO Millbrae LLC d/b/a Aloft SFO	Millbrae	San Mateo	NA	Intermediate	2.2	0	2.2	2023	NA	NA	NA	NA
202030	California Water Service LAS Station 34	Cupertino	Santa Clara	NA	Intermediate	2.2	0	2.2	2023	NA	NA	NA	NA
202316	Wine Service Cooperative - Napa 1 Facility	Napa	Napa	NA	Intermediate	2.2	0	2.2	2023	NA	NA	NA	NA
19024	TRI City Animal Shelter	Fremont	Alameda	NA	Intermediate	2.19	0	2.19	2022	NA	NA	NA	NA
22365	Crossing 900	Redwood City	San Mateo	NA	Intermediate	2.19	0	2.19	2023	NA	NA	NA	NA
10684	Koch Carbon LLC	Pittsburg	Contra Costa	NA	Intermediate	2.18	0.33	2.18	2023	NA	NA	NA	NA
18058	Best Buy Company Inc	San Rafael	Marin	NA	Intermediate	2.18	0.01	2.18	2017	NA	NA	NA	NA

Facility Number	Facility Name ⁽¹⁾ (1)See pp. 18-21 of the TAC Control Program Annual Report for important context regarding this data.	City	County	Rule 11-18 Ranking	AB2588 Priority Ranking	Cancer PS	Chronic PS	PS	PS Year	HRA Year	Cancer Risk (chances in a million)	Chronic Hazard Index	Acute Hazard Index
20333	Danville Sq Shopping Cntr/Risk-Based Decisions In	Danville	Contra Costa	NA	Intermediate	2.18	0.02	2.18	2022	NA	NA	NA	NA
201120	Pump Station 13	Greenbrae	Marin	NA	Intermediate	2.18	0	2.18	2022	NA	NA	NA	NA
202003	EWA San Jose 2829 Owner LLC	San Jose	Santa Clara	NA	Intermediate	2.18	0	2.18	2023	NA	NA	NA	NA
14585	City of Benicia Fire Station #1	Benicia	Solano	NA	Intermediate	2.17	0	2.17	2023	NA	NA	NA	NA
14942	City of Palo Alto	Palo Alto	Santa Clara	NA	Intermediate	2.17	0	2.17	2023	NA	NA	NA	NA
17702	The Home Depot Store #0644	Pittsburg	Contra Costa	NA	Intermediate	2.17	0	2.17	2022	NA	NA	NA	NA
19158	Ameresco Santa Clara LLC	Santa Clara	Santa Clara	NA	Intermediate	2.17	0.01	2.17	2023	NA	NA	NA	NA
19910	Nihonmachi Terrace	San Francisco	San Francisco	NA	Intermediate	2.17	0	2.17	2023	NA	NA	NA	NA
21225	Exabeam	Foster City	San Mateo	NA	Intermediate	2.17	0	2.17	2023	NA	NA	NA	NA
22415	Essex OSM Reit LLC	San Jose	Santa Clara	NA	Intermediate	2.17	0	2.17	2020	NA	NA	NA	NA
24268	Sutter Bay Hospitals dba Alta Bates Summit Med Ctr	Oakland	Alameda	NA	Intermediate	2.17	0.01	2.17	2022	NA	NA	NA	NA
11261	Nordstrom DC 499	Newark	Alameda	NA	Intermediate	2.16	0	2.16	2021	NA	NA	NA	NA
15125	San Jose Marriott Hotel	San Jose	Santa Clara	NA	Intermediate	2.16	0.02	2.16	2023	NA	NA	NA	NA
17746	City of Fairfield	Fairfield	Solano	NA	Intermediate	2.16	0	2.16	2022	NA	NA	NA	NA
17847	Redwood Credit Union	Santa Rosa	Sonoma	NA	Intermediate	2.16	0.01	2.16	2022	NA	NA	NA	NA
17960	Ross Valley Sanitary District	Larkspur	Marin	NA	Intermediate	2.16	0	2.16	2022	NA	NA	NA	NA
22721	Sutter Home Winery	Saint Helena	Napa	NA	Intermediate	2.16	0.01	2.16	2023	NA	NA	NA	NA
23159	360 Mountain Home Rd Residence	Woodside	San Mateo	NA	Intermediate	2.16	0	2.16	2022	NA	NA	NA	NA
24171	Eugenus Inc	San Jose	Santa Clara	NA	Intermediate	2.16	0.01	2.16	2022	NA	NA	NA	NA
200607	Dairyland Produce LLC	Brisbane	San Mateo	NA	Intermediate	2.16	0	2.16	2023	NA	NA	NA	NA
17158	City of Milpitas	Milpitas	Santa Clara	NA	Intermediate	2.15	0	2.15	2023	NA	NA	NA	NA
17458	Verizon Wireless (Sebastopol)	Sebastopol	Sonoma	NA	Intermediate	2.15	0	2.15	2021	NA	NA	NA	NA
17759	City of South San Francisco (Pump Station #3)	South San Francisco	San Mateo	NA	Intermediate	2.15	0	2.15	2023	NA	NA	NA	NA
20885	Casino M8trix	San Jose	Santa Clara	NA	Intermediate	2.15	0	2.15	2022	2011	9.9	NA	NA
20887	The Villages Golf & Country Club	San Jose	Santa Clara	NA	Intermediate	2.15	0	2.15	2022	NA	NA	NA	NA
200355	City of San Carlos	San Carlos	San Mateo	NA	Intermediate	2.15	0	2.15	2023	NA	NA	NA	NA
15267	San Jose New City Hall	San Jose	Santa Clara	NA	Intermediate	2.14	0.01	2.14	2023	NA	NA	NA	NA
19673	Verizon Wireless(Jameson Canyon)	Suisun City	Solano	NA	Intermediate	2.14	0	2.14	2023	2009	1.4	0	NA
200633	Bolb Inc.	Livermore	Alameda	NA	Intermediate	2.14	0	2.14	2022	2017	1.5	0	NA
18990	Phoenix American Inc	San Rafael	Marin	NA	Intermediate	2.13	0	2.13	2021	NA	NA	NA	NA
22479	Walmart.com Headquarters #8771	San Bruno	San Mateo	NA	Intermediate	2.13	0	2.13	2023	NA	NA	NA	NA
200383	39888 Eureka LLC	Newark	Alameda	NA	Intermediate	2.13	0	2.13	2020	NA	NA	NA	NA
1205	City of St Helena	Saint Helena	Napa	NA	Intermediate	2.12	0.02	2.12	2021	NA	NA	NA	NA
17417	AlmaVia of San Rafael	San Rafael	Marin	NA	Intermediate	2.12	0	2.12	2022	NA	NA	NA	NA
19681	Informatica LLC	Redwood City	San Mateo	NA	Intermediate	2.12	0	2.12	2023	NA	NA	NA	NA
22373	Google LLC	Sunnyvale	Santa Clara	NA	Intermediate	2.12	0	2.12	2023	NA	NA	NA	NA
1352	Adventist Health St Helena	Saint Helena	Napa	NA	Intermediate	2.11	0.01	2.11	2022	NA	NA	NA	NA
14941	City of Palo Alto	Palo Alto	Santa Clara	NA	Intermediate	2.11	0	2.11	2023	NA	NA	NA	NA
16748	Jewish Community Center of San Francisco	San Francisco	San Francisco	NA	Intermediate	2.11	0.05	2.11	2023	NA	NA	NA	NA
17249	City of Santa Clara - Lickmill Storm	Santa Clara	Santa Clara	NA	Intermediate	2.11	0.01	2.11	2023	NA	NA	NA	NA
202494	Parkridge Sanitary Sewer Pump Station	Oakland	Alameda	NA	Intermediate	2.11	0	2.11	2022	NA	NA	NA	NA
18844	Childrens Recovery Center	Campbell	Santa Clara	NA	Intermediate	2.1	0	2.1	2023	NA	NA	NA	NA
19993	American Canyon Fire Protection District	American Canyon	Napa	NA	Intermediate	2.1	0	2.1	2023	NA	NA	NA	NA
22203	Avnet Inc	San Jose	Santa Clara	NA	Intermediate	2.1	0	2.1	2023	NA	NA	NA	NA
606	Anheuser-Busch LLC	Fairfield	Solano	NA	Intermediate	2.09	0.42	2.09	2023	NA	NA	NA	NA
13815	Katarzyna Grzyb ems	Santa Clara	Santa Clara	NA	Intermediate	2.09	0	2.09	2023	NA	NA	NA	NA
17622	City of Daly City	Daly City	San Mateo	NA	Intermediate	2.09	0	2.09	2022	NA	NA	NA	NA
19317	ARM	San Jose	Santa Clara	NA	Intermediate	2.09	0	2.09	2019	NA	NA	NA	NA
23157	800 Market Street LLC	San Francisco	San Francisco	NA	Intermediate	2.09	0	2.09	2023	NA	NA	NA	NA
24463	JUUL Labs dba Main Mission LLC	San Francisco	San Francisco	NA	Intermediate	2.09	0.01	2.09	2023	NA	NA	NA	NA
1320	San Jose Delta Associates Inc	Santa Clara	Santa Clara	NA	Intermediate	2.08	0.28	2.08	2022	NA	NA	NA	NA
13865	City of SSF Water Quality Plant	South San Francisco	San Mateo	NA	Intermediate	2.08	0	2.08	2022	NA	NA	NA	NA
21420	City of Berkeley Fire Station #6	Berkeley	Alameda	NA	Intermediate	2.08	0	2.08	2023	NA	NA	NA	NA
200501	Manganese Development LLC	Walnut Creek	Contra Costa	NA	Intermediate	2.08	0	2.08	2021	NA	NA	NA	NA
201741	California Water Service [BG 35]	Portola Valley	San Mateo	NA	Intermediate	2.08	0	2.08	2022	NA	NA	NA	NA
13930	Alameda County GSA	San Leandro	Alameda	NA	Intermediate	2.07	0	2.07	2022	NA	NA	NA	NA
17320	T-Mobile USA Inc	San Francisco	San Francisco	NA	Intermediate	2.07	0.01	2.07	2022	NA	NA	NA	NA
17659	Mt Diablo Plaza	Walnut Creek	Contra Costa	NA	Intermediate	2.07	0	2.07	2023	NA	NA	NA	NA
18718	State of CA Dept of Transportation	Petaluma	Sonoma	NA	Intermediate	2.07	0	2.07	2023	NA	NA	NA	NA
20703	Bay Area Rapid Tranist Dist (BART)	Oakland	Alameda	NA	Intermediate	2.07	0	2.07	2023	NA	NA	NA	NA
200369	Sand Hill Construction Management	Cupertino	Santa Clara	NA	Intermediate	2.07	0	2.07	2023	NA	NA	NA	NA
6023	The Home Depot Store #0630	Santa Clara	Santa Clara	NA	Intermediate	2.06	0	2.06	2022	NA	NA	NA	NA
20147	Contra Costa Water District	Clayton	Contra Costa	NA	Intermediate	2.06	0	2.06	2023	NA	NA	NA	NA
201637	Westcore CG Solano LLC	Fairfield	Solano	NA	Intermediate	2.06	0	2.06	2023	NA	NA	NA	NA

Facility Number	Facility Name ⁽¹⁾ (1)See pp. 18-21 of the TAC Control Program Annual Report for important context regarding this data.	City	County	Rule 11-18 Ranking	AB2588 Priority Ranking	Cancer PS	Chronic PS	PS	PS Year	HRA Year	Cancer Risk (chances in a million)	Chronic Hazard Index	Acute Hazard Index
18516	Granite Construction Company	Santa Clara	Santa Clara	NA	Intermediate	2.05	0.03	2.05	2022	NA	NA	NA	NA
21806	Whole Foods Distribution Center	Richmond	Contra Costa	NA	Intermediate	2.05	0	2.05	2023	NA	NA	NA	NA
23188	Level 3 Communications LLC	Pleasanton	Alameda	NA	Intermediate	2.05	0	2.05	2022	NA	NA	NA	NA
23238	Alameda County Fire Department	San Leandro	Alameda	NA	Intermediate	2.05	0	2.05	2023	NA	NA	NA	NA
23733	PR Cupertino Gateway	Cupertino	Santa Clara	NA	Intermediate	2.05	0.01	2.05	2023	NA	NA	NA	NA
23742	Amazon.com Services Inc - OAK5	Newark	Alameda	NA	Intermediate	2.05	0	2.05	2023	2017	5.7	0	NA
23849	Clementina Towers Associates L P	San Francisco	San Francisco	NA	Intermediate	2.05	0.02	2.05	2021	NA	NA	NA	NA
24994	BCSP Hollis Property LLC	Emeryville	Alameda	NA	Intermediate	2.05	0	2.05	2022	NA	NA	NA	NA
13968	City of Pittsburg Water Treatment Plant	Pittsburg	Contra Costa	NA	Intermediate	2.04	0.01	2.04	2021	NA	NA	NA	NA
14728	Kaiser Permanente	Milpitas	Santa Clara	NA	Intermediate	2.04	0.01	2.04	2022	NA	NA	NA	NA
15332	Pacific Heights Towers Condominium Assoc	San Francisco	San Francisco	NA	Intermediate	2.04	0.08	2.04	2023	NA	NA	NA	NA
16966	Sequoia Living	Greenbrae	Marin	NA	Intermediate	2.04	0.04	2.04	2023	NA	NA	NA	NA
17252	City of Santa Clara - Westside Storm	Santa Clara	Santa Clara	NA	Intermediate	2.04	0	2.04	2022	NA	NA	NA	NA
18232	Contra Costa County Fire Protection Dist	Concord	Contra Costa	NA	Intermediate	2.04	0	2.04	2022	NA	NA	NA	NA
19234	3055 Livermore Owner LLC	Livermore	Alameda	NA	Intermediate	2.04	0	2.04	2023	NA	NA	NA	NA
20198	The Point At Rockridge	Oakland	Alameda	NA	Intermediate	2.04	0.07	2.04	2021	NA	NA	NA	NA
23162	Juniper Hotel Cupertino	Cupertino	Santa Clara	NA	Intermediate	2.04	0	2.04	2023	2003	2.6	0	NA
200661	Rombauer Vineyards	Saint Helena	Napa	NA	Intermediate	2.04	0	2.04	2023	NA	NA	NA	NA
201900	FM Industries Inc.	Fremont	Alameda	NA	Intermediate	2.04	0	2.04	2022	NA	NA	NA	NA
19963	Santa Clara County Fire Dept	Los Altos Hills	Santa Clara	NA	Intermediate	2.03	0	2.03	2023	NA	NA	NA	NA
20441	Alexandria Real Estate Equities Inc	South San Francisco	San Mateo	NA	Intermediate	2.03	0.01	2.03	2023	NA	NA	NA	NA
21769	FEDEX Freight Inc	Petaluma	Sonoma	NA	Intermediate	2.03	0	2.03	2023	NA	NA	NA	NA
14595	Federal Aviation Administration	San Jose	Santa Clara	NA	Intermediate	2.02	0	2.02	2023	NA	NA	NA	NA
17685	Eastern Contra Costa Transit Authority	Antioch	Contra Costa	NA	Intermediate	2.02	0	2.02	2023	NA	NA	NA	NA
22522	UC Berkeley	Richmond	Contra Costa	NA	Intermediate	2.02	0	2.02	2022	NA	NA	NA	NA
22617	Equity-Tasman Apartments LLC	San Jose	Santa Clara	NA	Intermediate	2.02	0.01	2.02	2022	NA	NA	NA	NA
23565	Lucile Packard Children's Hospital Stanford	Sunnyvale	Santa Clara	NA	Intermediate	2.02	0	2.02	2022	2007	8.8	0	NA
24073	Columbia REIT - 201 California LC	San Francisco	San Francisco	NA	Intermediate	2.02	0	2.02	2022	NA	NA	NA	NA
24414	Hudson Pacific Properties	San Francisco	San Francisco	NA	Intermediate	2.02	0.01	2.02	2023	NA	NA	NA	NA
15756	City of Richmond/Public Works	Richmond	Contra Costa	NA	Intermediate	2.01	0	2.01	2023	NA	NA	NA	NA
18451	Catholic Cathedral Corporation of the East Bay	Oakland	Alameda	NA	Intermediate	2.01	0	2.01	2023	2007	0.4	0	NA
18759	Deer Creek Pump Station Purissima Hills Water Dist	Los Altos Hills	Santa Clara	NA	Intermediate	2.01	0	2.01	2022	NA	NA	NA	NA
20719	Electronic Arts Inc	Redwood City	San Mateo	NA	Intermediate	2.01	0.01	2.01	2023	NA	NA	NA	NA
21008	NeuroPace	Mountain View	Santa Clara	NA	Intermediate	2.01	0	2.01	2023	NA	NA	NA	NA
201512	Prologis	Oakland	Alameda	NA	Intermediate	2.01	0	2.01	2022	NA	NA	NA	NA
201707	Fuji Towers Inc.	San Jose	Santa Clara	NA	Intermediate	2.01	0	2.01	2022	NA	NA	NA	NA
17948	Waters Moving & Storage	Martinez	Contra Costa	NA	Intermediate	2	0	2	2023	NA	NA	NA	NA
17991	AT&T Corp	Novato	Marin	NA	Intermediate	2	0	2	2023	NA	NA	NA	NA
20174	Pan-Med Enterprises	San Francisco	San Francisco	NA	Intermediate	2	0	2	2023	NA	NA	NA	NA
21354	Academy of Art University	San Francisco	San Francisco	NA	Intermediate	2	0.01	2	2023	NA	NA	NA	NA
21412	Lam Research Corporation	San Jose	Santa Clara	NA	Intermediate	2	0.01	2	2015	NA	NA	NA	NA
23375	Meridian Aviation Inc dba Meridian Hayward	Hayward	Alameda	NA	Intermediate	2	0.04	2	2022	NA	NA	NA	NA
24827	C & J Office Buildings LLC	Palo Alto	Santa Clara	NA	Intermediate	2	0.01	2	2021	NA	NA	NA	NA
200880	Napa County Staff Secure Facility	Napa	Napa	NA	Intermediate	2	0	2	2022	NA	NA	NA	NA
12158	Sanmina Corporation	San Jose	Santa Clara	NA	Intermediate	1.99	0.04	1.99	2023	NA	NA	NA	NA
14069	S F Bay Area Rapid Transit District	Walnut Creek	Contra Costa	NA	Intermediate	1.99	0	1.99	2023	NA	NA	NA	NA
14129	Contra Costa County	Pittsburg	Contra Costa	NA	Intermediate	1.99	0	1.99	2022	NA	NA	NA	NA
14174	Pacific Gas and Electric	San Mateo	San Mateo	NA	Intermediate	1.99	0	1.99	2023	NA	NA	NA	NA
19316	Access Properties LLC	South San Francisco	San Mateo	NA	Intermediate	1.99	0	1.99	2020	NA	NA	NA	NA
19814	City of Sebastopol (Police Station)	Sebastopol	Sonoma	NA	Intermediate	1.99	0	1.99	2023	NA	NA	NA	NA
20043	City of Santa Rosa	Santa Rosa	Sonoma	NA	Intermediate	1.99	0	1.99	2023	NA	NA	NA	NA
24644	Union Square Garage (LAZ Parking)	San Francisco	San Francisco	NA	Intermediate	1.99	0	1.99	2022	NA	NA	NA	NA
201515	Contra Costa County	Martinez	Contra Costa	NA	Intermediate	1.99	0	1.99	2023	NA	NA	NA	NA
14813	County of San Mateo DPW	Redwood City	San Mateo	NA	Intermediate	1.98	0	1.98	2023	NA	NA	NA	NA
16605	Verizon Wireless-816180	Fremont	Alameda	NA	Intermediate	1.98	0	1.98	2023	NA	NA	NA	NA
17920	Wilson Sonsini Goodrich & Rosati	Palo Alto	Santa Clara	NA	Intermediate	1.98	0.01	1.98	2023	NA	NA	NA	NA
18985	Presentation Center Los Gatos	Los Gatos	Santa Clara	NA	Intermediate	1.98	0.01	1.98	2019	NA	NA	NA	NA
21211	City of Hayward Fire Department	Hayward	Alameda	NA	Intermediate	1.98	0	1.98	2019	NA	NA	NA	NA
22787	Atria -Daly City	Daly City	San Mateo	NA	Intermediate	1.98	0	1.98	2021	NA	NA	NA	NA
201603	Silicon Valley Gateway Technology Center LLC	Newark	Alameda	NA	Intermediate	1.98	0	1.98	2022	NA	NA	NA	NA
201702	NFD - Station 62	Novato	Marin	NA	Intermediate	1.98	0	1.98	2023	NA	NA	NA	NA

Facility Number	Facility Name ⁽¹⁾ (1)See pp. 18-21 of the TAC Control Program Annual Report for important context regarding this data.	City	County	Rule 11-18 Ranking	AB2588 Priority Ranking	Cancer PS	Chronic PS	PS	PS Year	HRA Year	Cancer Risk (chances in a million)	Chronic Hazard Index	Acute Hazard Index
16618	Codexis Inc	Redwood City	San Mateo	NA	Intermediate	1.97	0.01	1.97	2022	NA	NA	NA	NA
17295	City of Richmond	Richmond	Contra Costa	NA	Intermediate	1.97	0	1.97	2022	NA	NA	NA	NA
17740	The Home Depot Store #6678	Livermore	Alameda	NA	Intermediate	1.97	0	1.97	2023	NA	NA	NA	NA
18073	Google LLC / CBRE	Mountain View	Santa Clara	NA	Intermediate	1.97	0	1.97	2022	NA	NA	NA	NA
18852	Town of Hillsborough	Hillsborough	San Mateo	NA	Intermediate	1.97	0	1.97	2022	NA	NA	NA	NA
19728	Verizon Wierless (Almaden Valley South)	San Jose	Santa Clara	NA	Intermediate	1.97	0	1.97	2023	NA	NA	NA	NA
2417	Anritsu Company	Morgan Hill	Santa Clara	NA	Intermediate	1.96	0.01	1.96	2023	NA	NA	NA	NA
13788	City of Antioch	Antioch	Contra Costa	NA	Intermediate	1.96	0.01	1.96	2022	NA	NA	NA	NA
14943	City of Palo Alto	Palo Alto	Santa Clara	NA	Intermediate	1.96	0	1.96	2023	NA	NA	NA	NA
18577	HCPBTC LLC c/o CBRE	South San Francisco	San Mateo	NA	Intermediate	1.96	0	1.96	2023	NA	NA	NA	NA
23000	Complete Genomics	San Jose	Santa Clara	NA	Intermediate	1.96	0	1.96	2022	NA	NA	NA	NA
200347	1500 N California Blvd LLC	Walnut Creek	Contra Costa	NA	Intermediate	1.96	0	1.96	2019	2016	0.4	0	NA
200361	Webster House Health Center	Palo Alto	Santa Clara	NA	Intermediate	1.96	0	1.96	2023	2016	3.2	0	NA
201382	4401 - 4457 Park Rd.	Benicia	Solano	NA	Intermediate	1.96	0	1.96	2022	NA	NA	NA	NA
201626	Meta Platforms Inc. - FRE-122	Fremont	Alameda	NA	Intermediate	1.96	0	1.96	2023	NA	NA	NA	NA
17745	Mills College	Oakland	Alameda	NA	Intermediate	1.95	0.01	1.95	2023	NA	NA	NA	NA
18484	California Dept of Forestry&Fire Protection #8	Suisun City	Solano	NA	Intermediate	1.95	0	1.95	2023	NA	NA	NA	NA
20466	Verizon Wireless (RailRoad South)	Fairfield	Solano	NA	Intermediate	1.95	0	1.95	2023	NA	NA	NA	NA
22584	Google LLC - RLS1	Mountain View	Santa Clara	NA	Intermediate	1.95	0.01	1.95	2022	NA	NA	NA	NA
200903	Center Street Parking Garage	Berkeley	Alameda	NA	Intermediate	1.95	0	1.95	2020	NA	NA	NA	NA
202269	Burlingame Community Center	Burlingame	San Mateo	NA	Intermediate	1.95	0	1.95	2023	NA	NA	NA	NA
585	Varian Oncology Systems	Palo Alto	Santa Clara	NA	Intermediate	1.94	0.01	1.94	2023	NA	NA	NA	NA
13460	Pacific Bell	Suisun City	Solano	NA	Intermediate	1.94	0	1.94	2022	NA	NA	NA	NA
21366	Pier 39	San Francisco	San Francisco	NA	Intermediate	1.94	0	1.94	2021	NA	NA	NA	NA
21881	Perry-Arrillaga	Santa Clara	Santa Clara	NA	Intermediate	1.94	0	1.94	2023	NA	NA	NA	NA
22641	Rosewood Commons Property Owner LLC	Pleasanton	Alameda	NA	Intermediate	1.94	0.01	1.94	2023	NA	NA	NA	NA
22923	Manorcare Health	Sunnyvale	Santa Clara	NA	Intermediate	1.94	0	1.94	2023	NA	NA	NA	NA
24201	Boston Properties	Oakland	Alameda	NA	Intermediate	1.94	0.01	1.94	2023	NA	NA	NA	NA
24794	611 Gateway Center LP	South San Francisco	San Mateo	NA	Intermediate	1.94	0.01	1.94	2023	NA	NA	NA	NA
200359	O'Farrell Senior Housing Inc	San Francisco	San Francisco	NA	Intermediate	1.94	0	1.94	2023	2016	9.9	0	NA
12799	The Ritz Carlton San Francisco	San Francisco	San Francisco	NA	Intermediate	1.93	0.04	1.93	2021	NA	NA	NA	NA
14498	Peterson Tractor Company	San Leandro	Alameda	NA	Intermediate	1.93	0.02	1.93	2022	NA	NA	NA	NA
15487	S F Bay Area Rapid Transit District	Millbrae	San Mateo	NA	Intermediate	1.93	0	1.93	2022	NA	NA	NA	NA
15492	EKC Technology Dupont Electronic and Imaging	Hayward	Alameda	NA	Intermediate	1.93	0.01	1.93	2022	NA	NA	NA	NA
16151	Energy Center San Francisco LLC	San Francisco	San Francisco	NA	Intermediate	1.93	0.07	1.93	2022	NA	NA	NA	NA
21695	Microbiology and Quality Associates	Concord	Contra Costa	NA	Intermediate	1.93	0	1.93	2023	NA	NA	NA	NA
23350	Atria Foster Square	Foster City	San Mateo	NA	Intermediate	1.93	0	1.93	2023	NA	NA	NA	NA
11058	San Leandro Surgery Center	San Leandro	Alameda	NA	Intermediate	1.92	0	1.92	2022	NA	NA	NA	NA
11308	NorCal HealthConnect LLC dba Petaluma Vly Hospital	Petaluma	Sonoma	NA	Intermediate	1.92	0	1.92	2022	NA	NA	NA	NA
13534	Pacific Bell	San Jose	Santa Clara	NA	Intermediate	1.92	0	1.92	2022	NA	NA	NA	NA
16917	Verizon Wireless Piedmont Sierra	San Jose	Santa Clara	NA	Intermediate	1.92	0	1.92	2022	NA	NA	NA	NA
18059	Prologis	Fremont	Alameda	NA	Intermediate	1.92	0	1.92	2022	NA	NA	NA	NA
19818	Golden Gate Way LLC	Lafayette	Contra Costa	NA	Intermediate	1.92	0.02	1.92	2022	NA	NA	NA	NA
19848	California Water Service Company	Livermore	Alameda	NA	Intermediate	1.92	0	1.92	2023	NA	NA	NA	NA
22845	Cepheid	Sunnyvale	Santa Clara	NA	Intermediate	1.92	0	1.92	2022	NA	NA	NA	NA
23017	Sequoia Union High School District	Redwood City	San Mateo	NA	Intermediate	1.92	0	1.92	2022	NA	NA	NA	NA
201781	Ric Forman Residence	St. Helena	Napa	NA	Intermediate	1.92	0	1.92	2023	2019	9.9	0.9	NA
14211	City of Mountain View Fleet Services	Mountain View	Santa Clara	NA	Intermediate	1.91	0	1.91	2023	NA	NA	NA	NA
24875	GNS Shoreline LP	South San Francisco	San Mateo	NA	Intermediate	1.91	0.01	1.91	2023	NA	NA	NA	NA
13633	Stryker Corporation	San Jose	Santa Clara	NA	Intermediate	1.9	0	1.9	2022	NA	NA	NA	NA
14212	City of Mountain View Fleet Services	Mountain View	Santa Clara	NA	Intermediate	1.9	0	1.9	2023	NA	NA	NA	NA
21219	San Rafael Sanitation District	San Rafael	Marin	NA	Intermediate	1.9	0.01	1.9	2022	NA	NA	NA	NA
201695	MCM Diversified	San Jose	Santa Clara	NA	Intermediate	1.9	0	1.9	2022	NA	NA	NA	NA
201823	Prologis	San Leandro	Alameda	NA	Intermediate	1.9	0	1.9	2022	NA	NA	NA	NA
8693	Honeywell International	Santa Clara	Santa Clara	NA	Intermediate	1.89	0.01	1.89	2023	NA	NA	NA	NA
15328	Daly City Fire Station No 92	Daly City	San Mateo	NA	Intermediate	1.89	0	1.89	2023	NA	NA	NA	NA
19442	Sequoia Union High School District	Atherton	San Mateo	NA	Intermediate	1.89	0	1.89	2020	2018	9.9	0.9	NA
19699	Tamalpais Union High School District (Redwood HS)	Larkspur	Marin	NA	Intermediate	1.89	0	1.89	2023	NA	NA	NA	NA
21667	San Jose Water Company-Taylor Service Center	San Jose	Santa Clara	NA	Intermediate	1.89	0	1.89	2023	NA	NA	NA	NA

Facility Number	Facility Name ⁽¹⁾ (1)See pp. 18-21 of the TAC Control Program Annual Report for important context regarding this data.	City	County	Rule 11-18 Ranking	AB2588 Priority Ranking	Cancer PS	Chronic PS	PS	PS Year	HRA Year	Cancer Risk (chances in a million)	Chronic Hazard Index	Acute Hazard Index
23685	M Fernandes Auto Wrecking & Towing	Pittsburg	Contra Costa	NA	Intermediate	1.89	0.01	1.89	2022	NA	NA	NA	NA
23915	Principal Real Estate Holding Company LLC / Sycamore Plaza	Pleasanton	Alameda	NA	Intermediate	1.89	0	1.89	2022	NA	NA	NA	NA
201532	Apple Inc.	Sunnyvale	Santa Clara	NA	Intermediate	1.89	0	1.89	2022	NA	NA	NA	NA
14073	S F Bay Area Rapid Transit District	Castro Valley	Alameda	NA	Intermediate	1.88	0	1.88	2023	NA	NA	NA	NA
14537	Santa Clara Valley Water District-Vasona	Los Gatos	Santa Clara	NA	Intermediate	1.88	0.05	1.88	2022	NA	NA	NA	NA
18537	City of Burlingame	Burlingame	San Mateo	NA	Intermediate	1.88	0	1.88	2023	NA	NA	NA	NA
5424	City of Benicia Public Works Dept	Benicia	Solano	NA	Intermediate	1.87	0	1.87	2022	NA	NA	NA	NA
16854	Novato Sanitary District	Novato	Marin	NA	Intermediate	1.87	0	1.87	2023	NA	NA	NA	NA
22300	Pleasanton Unified School District	Pleasanton	Alameda	NA	Intermediate	1.87	0	1.87	2023	NA	NA	NA	NA
23666	Arden Owners Association	San Francisco	San Francisco	NA	Intermediate	1.87	0	1.87	2022	NA	NA	NA	NA
200388	Sunrise of Pleasanton	Pleasanton	Alameda	NA	Intermediate	1.87	0	1.87	2023	NA	NA	NA	NA
13983	City of Santa Rosa Utilities Dept - Station 6	Santa Rosa	Sonoma	NA	Intermediate	1.86	0	1.86	2022	NA	NA	NA	NA
16648	Hudson Pacific Properties	San Jose	Santa Clara	NA	Intermediate	1.86	0	1.86	2023	NA	NA	NA	NA
19856	ON Semiconductor Inc	Santa Clara	Santa Clara	NA	Intermediate	1.86	0	1.86	2022	NA	NA	NA	NA
23451	Uber Technologies	San Francisco	San Francisco	NA	Intermediate	1.86	0	1.86	2023	NA	NA	NA	NA
13325	Embassy Suites Hotel	Burlingame	San Mateo	NA	Intermediate	1.85	0	1.85	2022	NA	NA	NA	NA
14726	Sewerage Agency of Southern Marin	Tiburon	Marin	NA	Intermediate	1.85	0	1.85	2022	NA	NA	NA	NA
14981	City of San Mateo	San Mateo	San Mateo	NA	Intermediate	1.85	0	1.85	2022	NA	NA	NA	NA
15774	City of Gilroy	Gilroy	Santa Clara	NA	Intermediate	1.85	0	1.85	2022	NA	NA	NA	NA
18005	Contra Costa County	Martinez	Contra Costa	NA	Intermediate	1.85	0	1.85	2023	NA	NA	NA	NA
3893	Sonoma Valley Hospital District	Sonoma	Sonoma	NA	Intermediate	1.84	0.01	1.84	2022	NA	NA	NA	NA
17597	Sterling Vineyards	Calistoga	Napa	NA	Intermediate	1.84	0	1.84	2023	NA	NA	NA	NA
17807	Superior Court of California	San Jose	Santa Clara	NA	Intermediate	1.84	0	1.84	2023	NA	NA	NA	NA
17817	Reology Vacaville Solano	Vacaville	Solano	NA	Intermediate	1.84	0.01	1.84	2023	NA	NA	NA	NA
22481	Eikon Therapeutics Inc.	Hayward	Alameda	NA	Intermediate	1.84	0	1.84	2022	NA	NA	NA	NA
24040	Google LLC c/o CBRE Inc	Sunnyvale	Santa Clara	NA	Intermediate	1.84	0	1.84	2023	NA	NA	NA	NA
200462	Prologis	Oakland	Alameda	NA	Intermediate	1.84	0	1.84	2022	NA	NA	NA	NA
111498	Circle K Service Station #5784	San Rafael	Marin	NA	Intermediate	1.84	0.04	1.84	2022	NA	NA	NA	NA
17233	City of Santa Clara - Well Site: Zone 1 21	Santa Clara	Santa Clara	NA	Intermediate	1.83	0	1.83	2023	NA	NA	NA	NA
19893	Costco Wholesale #1042	Redwood City	San Mateo	NA	Intermediate	1.83	0	1.83	2022	NA	NA	NA	NA
21161	San Jose Water Company-Fleming Station	San Jose	Santa Clara	NA	Intermediate	1.83	0	1.83	2023	NA	NA	NA	NA
21730	City & County of San Francisco Police Dept	San Francisco	San Francisco	NA	Intermediate	1.83	0	1.83	2023	NA	NA	NA	NA
22579	Atria Senior Living Facility	Walnut Creek	Contra Costa	NA	Intermediate	1.83	0	1.83	2022	NA	NA	NA	NA
24514	Bay Club Walnut Creek LLC	Walnut Creek	Contra Costa	NA	Intermediate	1.83	0	1.83	2022	NA	NA	NA	NA
3194	City of Alameda Maint Serv Center	Alameda	Alameda	NA	Intermediate	1.82	0.02	1.82	2023	NA	NA	NA	NA
8001	East Bay Municipal Utility Dist	Oakland	Alameda	NA	Intermediate	1.82	0.01	1.82	2023	NA	NA	NA	NA
14985	Wells Fargo Bank	San Jose	Santa Clara	NA	Intermediate	1.82	0	1.82	2019	NA	NA	NA	NA
17478	City of Berkeley Fire Department	Berkeley	Alameda	NA	Intermediate	1.82	0	1.82	2022	NA	NA	NA	NA
19766	County of Marin Woodacre Fire	Woodacre	Marin	NA	Intermediate	1.82	0	1.82	2023	NA	NA	NA	NA
22265	Luminus Inc	Sunnyvale	Santa Clara	NA	Intermediate	1.82	0	1.82	2023	NA	NA	NA	NA
13936	Novato Sanitary District	Novato	Marin	NA	Intermediate	1.81	0	1.81	2022	NA	NA	NA	NA
14380	Kaiser Union City Medical Offices	Union City	Alameda	NA	Intermediate	1.81	0.01	1.81	2022	NA	NA	NA	NA
15874	The J David Gladstone Institutes	San Francisco	San Francisco	NA	Intermediate	1.81	0	1.81	2022	NA	NA	NA	NA
16518	Northrop Grumman Systems Corp	San Jose	Santa Clara	NA	Intermediate	1.81	0	1.81	2023	NA	NA	NA	NA
17637	Gap Inc	San Francisco	San Francisco	NA	Intermediate	1.81	0	1.81	2023	NA	NA	NA	NA
19147	City of Mill Valley	Mill Valley	Marin	NA	Intermediate	1.81	0	1.81	2023	NA	NA	NA	NA
22911	Dominican Sisters of Mission San Jose	Fremont	Alameda	NA	Intermediate	1.81	0	1.81	2022	NA	NA	NA	NA
23033	New Cingular Wireless PCS LLC dba AT&T Mobility	Half Moon Bay	San Mateo	NA	Intermediate	1.81	0	1.81	2022	NA	NA	NA	NA
23793	Rosa Parks Apartments	San Francisco	San Francisco	NA	Intermediate	1.81	0.01	1.81	2021	NA	NA	NA	NA
201869	MacArthur Place Hotel	Sonoma	Sonoma	NA	Intermediate	1.81	0	1.81	2022	NA	NA	NA	NA
201873	Pelican Inn	Muir Beach	Marin	NA	Intermediate	1.81	0	1.81	2023	NA	NA	NA	NA
13526	Pacific Bell	Oakley	Contra Costa	NA	Intermediate	1.8	0	1.8	2022	NA	NA	NA	NA
14108	City of Daly City	Daly City	San Mateo	NA	Intermediate	1.8	0	1.8	2023	NA	NA	NA	NA
16759	AT&T Mobility - FA 10087718 - San Pedro	San Rafael	Marin	NA	Intermediate	1.8	0	1.8	2023	NA	NA	NA	NA
17703	The Home Depot Store #0627	Emeryville	Alameda	NA	Intermediate	1.8	0	1.8	2022	NA	NA	NA	NA
22994	PG&E San Jose	San Jose	Santa Clara	NA	Intermediate	1.8	0	1.8	2022	NA	NA	NA	NA
25084	Bio-Rad Laboratories Inc	Hercules	Contra Costa	NA	Intermediate	1.8	0	1.8	2023	NA	NA	NA	NA
202000	City of Rohnert Park Fire Station #3	Rohnert Park	Sonoma	NA	Intermediate	1.8	0	1.8	2023	NA	NA	NA	NA
202036	Revana Wine	St. Helena	Napa	NA	Intermediate	1.8	0	1.8	2022	NA	NA	NA	NA
3165	Pacific Gas and Electric Company	Livermore	Alameda	NA	Intermediate	1.79	0	1.79	2022	NA	NA	NA	NA
13481	Pacific Bell	Lafayette	Contra Costa	NA	Intermediate	1.79	0	1.79	2022	NA	NA	NA	NA
18553	Cupertino City Center Buildings	Cupertino	Santa Clara	NA	Intermediate	1.79	0	1.79	2023	NA	NA	NA	NA
19629	Revance Therapeutics Inc	Newark	Alameda	NA	Intermediate	1.79	0.01	1.79	2022	NA	NA	NA	NA
13292	Recycle Central at Pier 96	San Francisco	San Francisco	NA	Intermediate	1.78	0.01	1.78	2023	NA	NA	NA	NA

Facility Number	Facility Name ⁽¹⁾ (1)See pp. 18-21 of the TAC Control Program Annual Report for important context regarding this data.	City	County	Rule 11-18 Ranking	AB2588 Priority Ranking	Cancer PS	Chronic PS	PS	PS Year	HRA Year	Cancer Risk (chances in a million)	Chronic Hazard Index	Acute Hazard Index
15071	Pacific Bell	Sausalito	Marin	NA	Intermediate	1.78	0	1.78	2023	2005	4.9	NA	NA
15667	Vallejo Sanitation & Flood Control District	Vallejo	Solano	NA	Intermediate	1.78	0	1.78	2023	NA	NA	NA	NA
16358	Verizon Wireless (HWY 152/G7)	Gilroy	Santa Clara	NA	Intermediate	1.78	0	1.78	2022	NA	NA	NA	NA
21989	Hudson 901 Market LLC	San Francisco	San Francisco	NA	Intermediate	1.78	0	1.78	2023	NA	NA	NA	NA
6378	Tri-City Rock Inc	Fremont	Alameda	NA	Intermediate	1.77	0.24	1.77	2022	NA	NA	NA	NA
19705	Kiewit	Fairfield	Solano	NA	Intermediate	1.77	0	1.77	2021	NA	NA	NA	NA
21623	VY Bush Street Investors Delaware LLC	San Francisco	San Francisco	NA	Intermediate	1.77	0	1.77	2023	NA	NA	NA	NA
12638	CenturyLink Communications LLC	Santa Clara	Santa Clara	NA	Intermediate	1.76	0.01	1.76	2022	NA	NA	NA	NA
14420	City of Millbrae	Millbrae	San Mateo	NA	Intermediate	1.76	0	1.76	2023	NA	NA	NA	NA
15120	American Tower - Sunol Ridge - 8252	Sunol	Alameda	NA	Intermediate	1.76	0	1.76	2023	NA	NA	NA	NA
16489	PPFOFF One Maritime Plaza LP	San Francisco	San Francisco	NA	Intermediate	1.76	0.01	1.76	2023	NA	NA	NA	NA
19092	San Francisco Public Utilities Commission	San Francisco	San Francisco	NA	Intermediate	1.76	0	1.76	2022	NA	NA	NA	NA
6068	San Jose Evergreen Valley College	San Jose	Santa Clara	NA	Intermediate	1.75	0.02	1.75	2022	NA	NA	NA	NA
15546	Westfield Oakridge	San Jose	Santa Clara	NA	Intermediate	1.75	0	1.75	2021	NA	NA	NA	NA
17147	SI 27 LLC; c/o The Sobrato Organization	Santa Clara	Santa Clara	NA	Intermediate	1.75	0	1.75	2023	NA	NA	NA	NA
17506	City of Redwood City	Redwood City	San Mateo	NA	Intermediate	1.75	0	1.75	2023	NA	NA	NA	NA
17949	City of Hayward Public Works Utilities	Hayward	Alameda	NA	Intermediate	1.75	0	1.75	2023	NA	NA	NA	NA
18615	Verizon Wireless (Kings Estate)	Oakland	Alameda	NA	Intermediate	1.75	0	1.75	2021	NA	NA	NA	NA
22076	City of Fremont	Fremont	Alameda	NA	Intermediate	1.75	0.01	1.75	2023	NA	NA	NA	NA
4019	Babbitt Bearing Co Inc	San Jose	Santa Clara	NA	Intermediate	1.74	0	1.74	2023	NA	NA	NA	NA
10185	San Mateo County Transit District	San Carlos	San Mateo	NA	Intermediate	1.74	0	1.74	2022	NA	NA	NA	NA
13920	South County Regional Wastewater Authority	Gilroy	Santa Clara	NA	Intermediate	1.74	0	1.74	2022	NA	NA	NA	NA
17085	Sequoia Living	San Francisco	San Francisco	NA	Intermediate	1.74	0.05	1.74	2023	NA	NA	NA	NA
20937	Golden Living Center - Napa	Napa	Napa	NA	Intermediate	1.74	0	1.74	2022	NA	NA	NA	NA
21403	750 Battery Street Corporation	San Francisco	San Francisco	NA	Intermediate	1.74	0	1.74	2023	NA	NA	NA	NA
24539	Spottswoode Winery	Saint Helena	Napa	NA	Intermediate	1.74	0.01	1.74	2022	NA	NA	NA	NA
200730	Penske Logistics LLC- Union City	Union City	Alameda	NA	Intermediate	1.74	0	1.74	2022	NA	NA	NA	NA
200957	ARE - San Francisco No. 71 HOLDING LLC	San Carlos	San Mateo	NA	Intermediate	1.74	0	1.74	2023	NA	NA	NA	NA
202586	Bonness Ranch	Sonoma	Sonoma	NA	Intermediate	1.74	0	1.74	2022	NA	NA	NA	NA
15504	Kaiser Santa Rosa Medical Office Bldg #4	Santa Rosa	Sonoma	NA	Intermediate	1.73	0.01	1.73	2022	2019	9.9	0.9	NA
16723	Grand Hyatt San Francisco	San Francisco	San Francisco	NA	Intermediate	1.73	0.02	1.73	2023	NA	NA	NA	NA
20740	TIBCO Software Inc	Palo Alto	Santa Clara	NA	Intermediate	1.73	0	1.73	2019	NA	NA	NA	NA
22636	LBA RIV-Company XXV LLC	San Jose	Santa Clara	NA	Intermediate	1.73	0	1.73	2019	NA	NA	NA	NA
201783	2000 Marina LLC	San Leandro	Alameda	NA	Intermediate	1.73	0	1.73	2023	NA	NA	NA	NA
202047	Humane Society of Sonoma County	Santa Rosa	Sonoma	NA	Intermediate	1.73	0	1.73	2022	NA	NA	NA	NA
8723	The City of Fremont Fire Station #1	Fremont	Alameda	NA	Intermediate	1.72	0	1.72	2022	NA	NA	NA	NA
13396	Wells Fargo Bank c/o Jones Lang LaSalle	San Francisco	San Francisco	NA	Intermediate	1.72	0.01	1.72	2022	NA	NA	NA	NA
13512	Pacific Bell	Saint Helena	Napa	NA	Intermediate	1.72	0	1.72	2022	NA	NA	NA	NA
14020	Prologis	San Francisco	San Francisco	NA	Intermediate	1.72	0	1.72	2023	NA	NA	NA	NA
14115	City of Sunnyvale - Environmental Services	Sunnyvale	Santa Clara	NA	Intermediate	1.72	0	1.72	2022	NA	NA	NA	NA
20458	Seecon Financial	Concord	Contra Costa	NA	Intermediate	1.72	0	1.72	2022	NA	NA	NA	NA
20829	Ensign Sonoma Healthcare Center	Sonoma	Sonoma	NA	Intermediate	1.72	0	1.72	2022	NA	NA	NA	NA
21297	Appte	Sunnyvale	Santa Clara	NA	Intermediate	1.72	0.01	1.72	2023	NA	NA	NA	NA
22128	G&I IX Marina Village Research	Alameda	Alameda	NA	Intermediate	1.72	0	1.72	2021	NA	NA	NA	NA
200424	Living Spaces Furniture	Millbrae	San Mateo	NA	Intermediate	1.72	0	1.72	2023	NA	NA	NA	NA
200515	Apple Inc.	San Jose	Santa Clara	NA	Intermediate	1.72	0	1.72	2023	NA	NA	NA	NA
16767	AT&T Mobility /AT&T Services	San Francisco	San Francisco	NA	Intermediate	1.71	0.01	1.71	2023	NA	NA	NA	NA
20172	Pacific Fertility Center	San Francisco	San Francisco	NA	Intermediate	1.71	0	1.71	2023	NA	NA	NA	NA
22222	Westlake Hardware Inc.	Livermore	Alameda	NA	Intermediate	1.71	0	1.71	2023	NA	NA	NA	NA
23597	Community Housing Partnership	San Francisco	San Francisco	NA	Intermediate	1.71	0	1.71	2023	NA	NA	NA	NA
202294	Duckhorn Vineyards	St. Helena	Napa	NA	Intermediate	1.71	0	1.71	2023	NA	NA	NA	NA
109588	Rocket #5418	Benicia	Solano	NA	Intermediate	1.71	0.04	1.71	2022	NA	NA	NA	NA
13687	City of Sunnyvale - Environmental Services	Sunnyvale	Santa Clara	NA	Intermediate	1.7	0	1.7	2022	NA	NA	NA	NA
18783	Park Bellevue Tower Condominium	Oakland	Alameda	NA	Intermediate	1.7	0.07	1.7	2023	NA	NA	NA	NA
21804	Diablo Water District	Oakley	Contra Costa	NA	Intermediate	1.7	0	1.7	2022	NA	NA	NA	NA
23423	Fairmont San Francisco	San Francisco	San Francisco	NA	Intermediate	1.7	0.05	1.7	2020	NA	NA	NA	NA
23900	Google LLC	Sunnyvale	Santa Clara	NA	Intermediate	1.7	0	1.7	2023	NA	NA	NA	NA
202313	Eyelliance Eye Center	Napa	Napa	NA	Intermediate	1.7	0	1.7	2022	NA	NA	NA	NA
10861	Northrop Grumman Systems Corporation	Sunnyvale	Santa Clara	NA	Intermediate	1.69	0.03	1.69	2023	NA	NA	NA	NA
14078	S F Bay Area Rapid Transit District	El Cerrito	Contra Costa	NA	Intermediate	1.69	0	1.69	2023	NA	NA	NA	NA
15670	City of Fairfield/North Bay Regional Water	Fairfield	Solano	NA	Intermediate	1.69	0.01	1.69	2022	NA	NA	NA	NA
15960	Comcast Cable Corporation	Petaluma	Sonoma	NA	Intermediate	1.69	0	1.69	2023	NA	NA	NA	NA

Facility Number	Facility Name ⁽¹⁾ (1)See pp. 18-21 of the TAC Control Program Annual Report for important context regarding this data.	City	County	Rule 11-18 Ranking	AB2588 Priority Ranking	Cancer PS	Chronic PS	PS	PS Year	HRA Year	Cancer Risk (chances in a million)	Chronic Hazard Index	Acute Hazard Index
17112	KNTV Television	Daly City	San Mateo	NA	Intermediate	1.69	0	1.69	2022	NA	NA	NA	NA
201592	Living Spaces San Jose	San Jose	Santa Clara	NA	Intermediate	1.69	0	1.69	2023	NA	NA	NA	NA
1793	Golden Gate Bridge & Transit District	San Rafael	Marin	NA	Intermediate	1.68	0.01	1.68	2022	NA	NA	NA	NA
14227	City of Mountain View Fleet Services	Mountain View	Santa Clara	NA	Intermediate	1.68	0	1.68	2023	NA	NA	NA	NA
16095	Comcast of California/Colorado LLC	Oakland	Alameda	NA	Intermediate	1.68	0	1.68	2023	NA	NA	NA	NA
16777	eBay / WPR	San Jose	Santa Clara	NA	Intermediate	1.68	0.01	1.68	2020	NA	NA	NA	NA
18211	SIC-Mountain Bay Plaza LLC c/o The SWIG Co	Mountain View	Santa Clara	NA	Intermediate	1.68	0	1.68	2023	NA	NA	NA	NA
19453	UCSF / Oyster Point	South San Francisco	San Mateo	NA	Intermediate	1.68	0	1.68	2022	NA	NA	NA	NA
23768	Columbia REIT- 650 California Street LLC	San Francisco	San Francisco	NA	Intermediate	1.68	0	1.68	2023	NA	NA	NA	NA
3167	Pacific Gas and Electric Company	Richmond	Contra Costa	NA	Intermediate	1.67	0.01	1.67	2023	2021	9.9	0	NA
18768	88 Master Association	San Jose	Santa Clara	NA	Intermediate	1.67	0.01	1.67	2016	NA	NA	NA	NA
19535	Visa Inc	Foster City	San Mateo	NA	Intermediate	1.67	0.01	1.67	2020	NA	NA	NA	NA
19971	Essex Portfolio LLC DBA The Grand Apartments	Oakland	Alameda	NA	Intermediate	1.67	0	1.67	2023	NA	NA	NA	NA
20861	Judicial Council of California JCC 43-N1	Morgan Hill	Santa Clara	NA	Intermediate	1.67	0	1.67	2022	NA	NA	NA	NA
20902	ASB 795 Folsom LLC c/o Union Property Capital	San Francisco	San Francisco	NA	Intermediate	1.67	0	1.67	2023	NA	NA	NA	NA
23790	Google LLC	Redwood City	San Mateo	NA	Intermediate	1.67	0	1.67	2023	NA	NA	NA	NA
24085	Meta Platforms Inc-FRE 101	Fremont	Alameda	NA	Intermediate	1.67	0.01	1.67	2022	NA	NA	NA	NA
200608	City of Menlo Park	Menlo Park	San Mateo	NA	Intermediate	1.67	0	1.67	2022	NA	NA	NA	NA
433	Kaiser French Campus	San Francisco	San Francisco	NA	Intermediate	1.66	0.01	1.66	2023	NA	NA	NA	NA
1276	Novato Sanitary District	Novato	Marin	NA	Intermediate	1.66	0	1.66	2022	NA	NA	NA	NA
13486	Pacific Bell	Los Altos	Santa Clara	NA	Intermediate	1.66	0	1.66	2022	NA	NA	NA	NA
14424	Kaiser UCL Engineering	Union City	Alameda	NA	Intermediate	1.66	0.01	1.66	2021	NA	NA	NA	NA
20509	City of Petaluma	Petaluma	Sonoma	NA	Intermediate	1.66	0	1.66	2022	NA	NA	NA	NA
20982	SRI Nine Market Square LLC c/o Shorestein Realty	San Francisco	San Francisco	NA	Intermediate	1.66	0.01	1.66	2023	NA	NA	NA	NA
22372	Riverpark Tower II Owner LLC	San Jose	Santa Clara	NA	Intermediate	1.66	0	1.66	2023	NA	NA	NA	NA
24586	Dropbox	San Francisco	San Francisco	NA	Intermediate	1.66	0.01	1.66	2023	NA	NA	NA	NA
202447	Belmont Village Los Gatos	San Jose	Santa Clara	NA	Intermediate	1.66	0	1.66	2023	NA	NA	NA	NA
14091	AT&T	Brentwood	Contra Costa	NA	Intermediate	1.65	0	1.65	2022	NA	NA	NA	NA
15077	Wells Fargo Bank c/o Jones Lang Lasalle	San Francisco	San Francisco	NA	Intermediate	1.65	0.01	1.65	2023	NA	NA	NA	NA
16265	BP3-SF8 1400 FI LLC	San Mateo	San Mateo	NA	Intermediate	1.65	0	1.65	2022	NA	NA	NA	NA
22093	Linkedin Corporation	Sunnyvale	Santa Clara	NA	Intermediate	1.65	0	1.65	2020	NA	NA	NA	NA
14826	Contra Costa Water District	Concord	Contra Costa	NA	Intermediate	1.64	0	1.64	2022	NA	NA	NA	NA
16025	Earthquake Protection Systems Inc	Vallejo	Solano	NA	Intermediate	1.64	0	1.64	2023	NA	NA	NA	NA
23165	Evergreen Professional Investments LLC	San Jose	Santa Clara	NA	Intermediate	1.64	0	1.64	2023	NA	NA	NA	NA
24660	2060 Folsom Housing L.P.	San Francisco	San Francisco	NA	Intermediate	1.64	0	1.64	2022	NA	NA	NA	NA
200573	Lodgeworks	Napa	Napa	NA	Intermediate	1.64	0	1.64	2022	2017	7.4	0	NA
13416	Analog Devices - San Jose Site	San Jose	Santa Clara	NA	Intermediate	1.63	0	1.63	2020	NA	NA	NA	NA
13447	Pacific Bell	Albany	Alameda	NA	Intermediate	1.63	0	1.63	2022	NA	NA	NA	NA
13480	Pacific Bell ⁽¹⁾	La Honda	San Mateo	NA	Intermediate	1.63	0	1.63	2022	2008	10	NA	NA
14419	City of Millbrae	Millbrae	San Mateo	NA	Intermediate	1.63	0.01	1.63	2023	NA	NA	NA	NA
17219	SBC (Red Mountain)	Kenwood	Sonoma	NA	Intermediate	1.63	0	1.63	2023	NA	NA	NA	NA
18158	Rabbit Aviation	San Carlos	San Mateo	NA	Intermediate	1.63	0.04	1.63	2020	NA	NA	NA	NA
20445	Walmart #2048	Fairfield	Solano	NA	Intermediate	1.63	0	1.63	2023	NA	NA	NA	NA
21723	City and County of San Francisco Police	San Francisco	San Francisco	NA	Intermediate	1.63	0	1.63	2023	NA	NA	NA	NA
23036	California Water Service (LAS Station 6)	Mountain View	Santa Clara	NA	Intermediate	1.63	0	1.63	2023	NA	NA	NA	NA
23420	Harbor Electronics Inc	Santa Clara	Santa Clara	NA	Intermediate	1.63	0.01	1.63	2023	NA	NA	NA	NA
24612	GVI SJ Tenant LLC	San Jose	Santa Clara	NA	Intermediate	1.63	0	1.63	2022	NA	NA	NA	NA
200602	City of Napa - Fire Station No. 5	Napa	Napa	NA	Intermediate	1.63	0	1.63	2022	2017	4.8	0	NA
200946	Guardant Health	Redwood City	San Mateo	NA	Intermediate	1.63	0	1.63	2023	NA	NA	NA	NA
201689	TA Oakland Road LP	San Jose	Santa Clara	NA	Intermediate	1.63	0	1.63	2023	NA	NA	NA	NA
201875	1 Thorndale Drive San Rafael Ca	San Rafael	Marin	NA	Intermediate	1.63	0	1.63	2023	NA	NA	NA	NA
112457	Marina Shell	San Leandro	Alameda	NA	Intermediate	1.63	0.03	1.63	2022	NA	NA	NA	NA
13503	AT&T	Petaluma	Sonoma	NA	Intermediate	1.62	0	1.62	2022	NA	NA	NA	NA
14148	Contra Costa County	Martinez	Contra Costa	NA	Intermediate	1.62	0	1.62	2023	NA	NA	NA	NA
16581	Daly City	Daly City	San Mateo	NA	Intermediate	1.62	0.01	1.62	2022	NA	NA	NA	NA
19376	County of Santa Clara-Valley HealthCenter/Milpitas	Milpitas	Santa Clara	NA	Intermediate	1.62	0	1.62	2021	NA	NA	NA	NA
100064	California Highway Patrol - Beth Depaola	Napa	Napa	NA	Intermediate	1.62	0	1.62	2022	NA	NA	NA	NA
100617	Pacific Union College Flight Center	Angwin	Napa	NA	Intermediate	1.62	0	1.62	2022	NA	NA	NA	NA
100625	County of San Mateo	Half Moon Bay	San Mateo	NA	Intermediate	1.62	0	1.62	2022	NA	NA	NA	NA
110318	Reid-Hillview Airport	San Jose	Santa Clara	NA	Intermediate	1.62	0	1.62	2022	NA	NA	NA	NA
110591	Smith Ranch Airport	San Rafael	Marin	NA	Intermediate	1.62	0	1.62	2023	NA	NA	NA	NA

Facility Number	Facility Name ⁽¹⁾ (1)See pp. 18-21 of the TAC Control Program Annual Report for important context regarding this data.	City	County	Rule 11-18 Ranking	AB2588 Priority Ranking	Cancer PS	Chronic PS	PS	PS Year	HRA Year	Cancer Risk (chances in a million)	Chronic Hazard Index	Acute Hazard Index
111368	Atlantic Aviation	Napa	Napa	NA	Intermediate	1.62	0	1.62	2023	NA	NA	NA	NA
112352	Vintage Airport LLC dba Sonoma Valley Air	Sonoma	Sonoma	NA	Intermediate	1.62	0	1.62	2023	NA	NA	NA	NA
13488	Pacific Bell	Menlo Park	San Mateo	NA	Intermediate	1.61	0	1.61	2022	NA	NA	NA	NA
16184	T-Mobile - Santa Rosa Satellite	Santa Rosa	Sonoma	NA	Intermediate	1.61	0	1.61	2023	NA	NA	NA	NA
16602	Verizon Wireless-815831	Hayward	Alameda	NA	Intermediate	1.61	0	1.61	2023	NA	NA	NA	NA
25150	Pundir Group Inc for GSA - Court of Appeals	San Francisco	San Francisco	NA	Intermediate	1.61	0.01	1.61	2022	NA	NA	NA	NA
202214	TMT Las Positas Industrial Inc. c/o CBRE Inc.	Livermore	Alameda	NA	Intermediate	1.61	0	1.61	2022	NA	NA	NA	NA
14725	Sewerage Agency of Southern Marin	Mill Valley	Marin	NA	Intermediate	1.6	0	1.6	2022	NA	NA	NA	NA
17081	City of Gilroy	Gilroy	Santa Clara	NA	Intermediate	1.6	0	1.6	2022	NA	NA	NA	NA
17389	Verizon Wireless (Hwy 780 Southampton)	Benicia	Solano	NA	Intermediate	1.6	0	1.6	2023	NA	NA	NA	NA
17701	Vishay Siliconix	San Jose	Santa Clara	NA	Intermediate	1.6	0	1.6	2023	NA	NA	NA	NA
20769	Google LLC	Mountain View	Santa Clara	NA	Intermediate	1.6	0	1.6	2023	NA	NA	NA	NA
14949	Fifth & Potter Street Assoc	Berkeley	Alameda	NA	Intermediate	1.59	0	1.59	2022	NA	NA	NA	NA
16817	Renasas Electronics America Inc.	Milpitas	Santa Clara	NA	Intermediate	1.59	0	1.59	2022	NA	NA	NA	NA
17144	Westborough Water District-Rowntree Lift Station	South San Francisco	San Mateo	NA	Intermediate	1.59	0	1.59	2023	NA	NA	NA	NA
18650	The Home Depot Store #0637	Fairfield	Solano	NA	Intermediate	1.59	0	1.59	2023	NA	NA	NA	NA
22394	Applied Materials Inc	Sunnyvale	Santa Clara	NA	Intermediate	1.59	0	1.59	2022	NA	NA	NA	NA
22709	Vida Owners Association	San Francisco	San Francisco	NA	Intermediate	1.59	0.01	1.59	2022	NA	NA	NA	NA
16153	City Of Gilroy Water Dept Pump Station #6	Gilroy	Santa Clara	NA	Intermediate	1.58	0	1.58	2022	NA	NA	NA	NA
18494	WinCo Foods LLC	Pittsburg	Contra Costa	NA	Intermediate	1.58	0.06	1.58	2022	NA	NA	NA	NA
22754	City of Richmond water Pollution Control	Richmond	Contra Costa	NA	Intermediate	1.58	0	1.58	2022	NA	NA	NA	NA
25085	Ambys Medicines	South San Francisco	San Mateo	NA	Intermediate	1.58	0.01	1.58	2022	NA	NA	NA	NA
25258	CBRE	Sunnyvale	Santa Clara	NA	Intermediate	1.58	0.01	1.58	2022	NA	NA	NA	NA
200803	Dalla Valle Vineyards	Napa	Napa	NA	Intermediate	1.58	0	1.58	2022	NA	NA	NA	NA
202163	Bionova Scientic Inc.	Fremont	Alameda	NA	Intermediate	1.58	0	1.58	2022	2023	0.74	0	0.37
202210	Hayward Area Senior Center	Hayward	Alameda	NA	Intermediate	1.58	0	1.58	2023	NA	NA	NA	NA
18741	Verizon Wireless -Byron	Byron	Contra Costa	NA	Intermediate	1.57	0	1.57	2023	NA	NA	NA	NA
20438	City of Alameda Northside Pump Station	Alameda	Alameda	NA	Intermediate	1.57	0	1.57	2023	NA	NA	NA	NA
23523	TE Connectivity	Fremont	Alameda	NA	Intermediate	1.57	0	1.57	2023	NA	NA	NA	NA
24154	Lowenberg Corporation	Fairfield	Solano	NA	Intermediate	1.57	0	1.57	2022	NA	NA	NA	NA
24998	City of Santa Rosa	Santa Rosa	Sonoma	NA	Intermediate	1.57	0	1.57	2022	2021	1.4	0	NA
202496	Avirmax Inc.	Hayward	Alameda	NA	Intermediate	1.57	0	1.57	2023	NA	NA	NA	NA
11648	Union Pacific Railroad Company	Santa Rosa	Sonoma	NA	Intermediate	1.56	0	1.56	2023	NA	NA	NA	NA
13462	AT&T	Crockett	Contra Costa	NA	Intermediate	1.56	0	1.56	2022	NA	NA	NA	NA
14900	California Dept of Transportation	Foster City	San Mateo	NA	Intermediate	1.56	0	1.56	2023	NA	NA	NA	NA
15088	MedImmune	Mountain View	Santa Clara	NA	Intermediate	1.56	0.01	1.56	2017	NA	NA	NA	NA
15617	City of Daly City	Daly City	San Mateo	NA	Intermediate	1.56	0	1.56	2022	NA	NA	NA	NA
17442	Verizon Wireless (Nicasio)	Nicasio	Marin	NA	Intermediate	1.56	0	1.56	2022	NA	NA	NA	NA
17468	City of Redwood City #9915	Redwood City	San Mateo	NA	Intermediate	1.56	0	1.56	2023	NA	NA	NA	NA
17908	City of San Rafael Dept of Public Works	San Rafael	Marin	NA	Intermediate	1.56	0	1.56	2023	NA	NA	NA	NA
18641	Color Folio Design	Emeryville	Alameda	NA	Intermediate	1.56	0	1.56	2023	NA	NA	NA	NA
21660	Action Property Management	San Francisco	San Francisco	NA	Intermediate	1.56	0	1.56	2023	NA	NA	NA	NA
22337	Hayward Point Eden I LP c/o CBRE	Hayward	Alameda	NA	Intermediate	1.56	0	1.56	2022	NA	NA	NA	NA
23555	Oxford Group	Rohnert Park	Sonoma	NA	Intermediate	1.56	0	1.56	2023	NA	NA	NA	NA
23762	America Center Maintenance Association	Alviso	Santa Clara	NA	Intermediate	1.56	0.01	1.56	2021	NA	NA	NA	NA
13128	The Home Depot Store #1041	Milpitas	Santa Clara	NA	Intermediate	1.55	0	1.55	2023	NA	NA	NA	NA
14713	Verizon Business - SNJCA	San Jose	Santa Clara	NA	Intermediate	1.55	0	1.55	2022	NA	NA	NA	NA
15921	Teikoku Pharma	San Jose	Santa Clara	NA	Intermediate	1.55	0	1.55	2023	NA	NA	NA	NA
18802	The Nob Hill Condominium	San Francisco	San Francisco	NA	Intermediate	1.55	0	1.55	2023	NA	NA	NA	NA
19616	Verizon Wireless (Bushy Creek)	Byron	Contra Costa	NA	Intermediate	1.55	0	1.55	2022	NA	NA	NA	NA
20169	City of Millbrae - Dept Utilities and Operations	Millbrae	San Mateo	NA	Intermediate	1.55	0	1.55	2023	NA	NA	NA	NA
201975	Google	Sunnyvale	Santa Clara	NA	Intermediate	1.55	0	1.55	2023	NA	NA	NA	NA
1855	Agricultural Research Service	Albany	Alameda	NA	Intermediate	1.54	0.01	1.54	2023	NA	NA	NA	NA
13473	AT&T	Hayward	Alameda	NA	Intermediate	1.54	0.28	1.54	2022	NA	NA	NA	NA
14187	State of California Department of Transportation	Newark	Alameda	NA	Intermediate	1.54	0	1.54	2022	NA	NA	NA	NA
15892	Livermore-Amador Valley Water Management Agency	Pleasanton	Alameda	NA	Intermediate	1.54	0	1.54	2023	NA	NA	NA	NA
16964	Advanced Surgicare LLC	Santa Clara	Santa Clara	NA	Intermediate	1.54	0	1.54	2023	NA	NA	NA	NA
17777	Fresenius Medical Care North America	Fremont	Alameda	NA	Intermediate	1.54	0	1.54	2022	NA	NA	NA	NA
20032	Frank-Lin Distillers	Fairfield	Solano	NA	Intermediate	1.54	0	1.54	2023	NA	NA	NA	NA

Facility Number	Facility Name ⁽¹⁾ (1)See pp. 18-21 of the TAC Control Program Annual Report for important context regarding this data.	City	County	Rule 11-18 Ranking	AB2588 Priority Ranking	Cancer PS	Chronic PS	PS	PS Year	HRA Year	Cancer Risk (chances in a million)	Chronic Hazard Index	Acute Hazard Index
20808	VMware	Palo Alto	Santa Clara	NA	Intermediate	1.54	0	1.54	2023	NA	NA	NA	NA
22297	Mozart Development Company	Mountain View	Santa Clara	NA	Intermediate	1.54	0	1.54	2023	NA	NA	NA	NA
24611	BCal 655 Montgomery Property LLC	San Francisco	San Francisco	NA	Intermediate	1.54	0	1.54	2023	NA	NA	NA	NA
109167	San Francisco Fire Department Station 5	San Francisco	San Francisco	NA	Intermediate	1.54	0	1.54	2022	NA	NA	NA	NA
201886	Atria Evergreen Valley	San Jose	Santa Clara	NA	Intermediate	1.54	0	1.54	2023	NA	NA	NA	NA
201996	Michael Davis Residence	Napa	Napa	NA	Intermediate	1.54	0	1.54	2022	NA	NA	NA	NA
14222	BPREP One Post LLC	San Francisco	San Francisco	NA	Intermediate	1.53	0	1.53	2022	NA	NA	NA	NA
14875	County of San Mateo	Woodside	San Mateo	NA	Intermediate	1.53	0.01	1.53	2019	NA	NA	NA	NA
15808	The Home Depot Store #8572	Morgan Hill	Santa Clara	NA	Intermediate	1.53	0	1.53	2023	NA	NA	NA	NA
18585	Norfolk Atrium	San Mateo	San Mateo	NA	Intermediate	1.53	0	1.53	2023	NA	NA	NA	NA
22737	Trincherio Napa Valley	Napa	Napa	NA	Intermediate	1.53	0	1.53	2023	NA	NA	NA	NA
200504	350 Bush	San Francisco	San Francisco	NA	Intermediate	1.53	0	1.53	2022	2017	9.9	0.01	NA
199	Ridge Foundry Inc	San Leandro	Alameda	NA	Intermediate	1.52	0	1.52	2022	NA	NA	NA	NA
14114	City of St Helena Wastewater Treatment Plant	Saint Helena	Napa	NA	Intermediate	1.52	0.01	1.52	2022	NA	NA	NA	NA
14119	Starwest Metreon LLC	San Francisco	San Francisco	NA	Intermediate	1.52	0	1.52	2023	NA	NA	NA	NA
14511	Gilroy Energy Center LLC (Wolfskill Energy Ctr)	Fairfield	Solano	NA	Intermediate	1.52	0.06	1.52	2023	NA	NA	NA	NA
15582	S F Bay Area Rapid Transit District	San Bruno	San Mateo	NA	Intermediate	1.52	0	1.52	2022	NA	NA	NA	NA
15895	Heritage Estates/Sundt Construction Inc	Livermore	Alameda	NA	Intermediate	1.52	0	1.52	2023	NA	NA	NA	NA
22387	Columbus Manufacturing Inc	Hayward	Alameda	NA	Intermediate	1.52	0.01	1.52	2023	NA	NA	NA	NA
102248	Salkhi Petroleum Inc	San Francisco	San Francisco	NA	Intermediate	1.52	0.03	1.52	2022	NA	NA	NA	NA
13589	Pacific Bell	Sonoma	Sonoma	NA	Intermediate	1.51	0	1.51	2023	2006	0.7	NA	NA
14175	Pacific Gas and Electric	Fremont	Alameda	NA	Intermediate	1.51	0.01	1.51	2022	NA	NA	NA	NA
14992	Visa Land Management IV	Foster City	San Mateo	NA	Intermediate	1.51	0.01	1.51	2019	2002	3.5	NA	NA
17474	Marina Village Pump Station	Corte Madera	Marin	NA	Intermediate	1.51	0	1.51	2023	NA	NA	NA	NA
19005	Verizon Wireless	Sonoma	Napa	NA	Intermediate	1.51	0	1.51	2022	2008	2.1	0	NA
19467	Lake Merritt Management LLC	Oakland	Alameda	NA	Intermediate	1.51	0	1.51	2023	NA	NA	NA	NA
21389	Fox Television Stations Inc on behalf of KICU	Milpitas	Santa Clara	NA	Intermediate	1.51	0.01	1.51	2017	NA	NA	NA	NA
23820	222 Kearny Property LP	San Francisco	San Francisco	NA	Intermediate	1.51	0.01	1.51	2022	NA	NA	NA	NA
200620	BA1 2201 Broadway LLC	Oakland	Alameda	NA	Intermediate	1.51	0.01	1.51	2022	NA	NA	NA	NA
3166	Pacific Gas and Electric Company/Envr Field Svcs	Oakland	Alameda	NA	Intermediate	1.5	0.02	1.5	2022	NA	NA	NA	NA
20068	Contra Costa County Fire Protection District	Lafayette	Contra Costa	NA	Intermediate	1.5	0	1.5	2023	NA	NA	NA	NA
21661	Academy of Art University	San Francisco	San Francisco	NA	Intermediate	1.5	0	1.5	2023	NA	NA	NA	NA
22629	Kaiser Permanente	San Francisco	San Francisco	NA	Intermediate	1.5	0.01	1.5	2023	NA	NA	NA	NA
23729	BMR 201 Industrial Road LP	San Carlos	San Mateo	NA	Intermediate	1.5	0.01	1.5	2022	NA	NA	NA	NA
200549	Alameda County Fire Department #23	Hayward	Alameda	NA	Intermediate	1.5	0	1.5	2022	NA	NA	NA	NA
13107	Vallejo Sanitation & Flood Control District	Vallejo	Solano	NA	Intermediate	1.49	0	1.49	2022	NA	NA	NA	NA
19633	The Terraces of Los Gatos	Los Gatos	Santa Clara	NA	Intermediate	1.49	0.01	1.49	2023	NA	NA	NA	NA
21009	CBRE	Walnut Creek	Contra Costa	NA	Intermediate	1.49	0	1.49	2023	NA	NA	NA	NA
21299	San Jose Water Company Chablis Circle Station	San Jose	Santa Clara	NA	Intermediate	1.49	0	1.49	2023	NA	NA	NA	NA
22594	Sutter Bay Medical Foundation DBA Palo Alto M F	Fremont	Alameda	NA	Intermediate	1.49	0	1.49	2022	NA	NA	NA	NA
24068	Pacific Oak SOR II Oakland City Center LLC	Oakland	Alameda	NA	Intermediate	1.49	0	1.49	2023	2023	0.12	0	NA
111264	ARCO Facility #00414 - SHAZADA KHAN	Berkeley	Alameda	NA	Intermediate	1.49	0.03	1.49	2022	NA	NA	NA	NA
14272	City of Foster City	Foster City	San Mateo	NA	Intermediate	1.48	0	1.48	2023	NA	NA	NA	NA
16344	International Hotel	San Francisco	San Francisco	NA	Intermediate	1.48	0	1.48	2023	NA	NA	NA	NA
16880	Verizon Wireless (Lone Tree/Valley)	Antioch	Contra Costa	NA	Intermediate	1.48	0	1.48	2023	NA	NA	NA	NA
17334	Lowe's HIW Inc	Sunnyvale	Santa Clara	NA	Intermediate	1.48	0	1.48	2023	NA	NA	NA	NA
20879	ABS-CBN International	Redwood City	San Mateo	NA	Intermediate	1.48	0.01	1.48	2015	NA	NA	NA	NA
201947	Oakland Global Logistics Center #3	Oakland	Alameda	NA	Intermediate	1.48	0	1.48	2023	NA	NA	NA	NA
16443	City of Hayward Well C	Hayward	Alameda	NA	Intermediate	1.47	0	1.47	2021	NA	NA	NA	NA
20983	Presidio Surgery Center	San Francisco	San Francisco	NA	Intermediate	1.47	0	1.47	2023	NA	NA	NA	NA
22513	Verizon Business	San Jose	Santa Clara	NA	Intermediate	1.47	0	1.47	2022	NA	NA	NA	NA
22683	TSMC North America	San Jose	Santa Clara	NA	Intermediate	1.47	0	1.47	2023	2014	3.4	0	NA
202469	Gideon	Milpitas	Santa Clara	NA	Intermediate	1.47	0	1.47	2023	NA	NA	NA	NA
15592	San Francisco Public Utilities Commission	Sunol	Alameda	NA	Intermediate	1.46	0	1.46	2023	2010	9.9	0.9	NA
23091	Apple Inc. (Orchard Parkway 2)	San Jose	Santa Clara	NA	Intermediate	1.46	0	1.46	2023	NA	NA	NA	NA
13227	Town of Discovery Bay	Discovery Bay	Contra Costa	NA	Intermediate	1.45	0	1.45	2023	NA	NA	NA	NA
14167	Pacific Gas and Electric	San Francisco	San Francisco	NA	Intermediate	1.45	0	1.45	2023	NA	NA	NA	NA
16325	Mid Peninsula Water District	Woodside	San Mateo	NA	Intermediate	1.45	0	1.45	2022	NA	NA	NA	NA
20899	County of Napa	Napa	Napa	NA	Intermediate	1.45	0	1.45	2022	NA	NA	NA	NA

Facility Number	Facility Name ⁽¹⁾ (1)See pp. 18-21 of the TAC Control Program Annual Report for important context regarding this data.	City	County	Rule 11-18 Ranking	AB2588 Priority Ranking	Cancer PS	Chronic PS	PS	PS Year	HRA Year	Cancer Risk (chances in a million)	Chronic Hazard Index	Acute Hazard Index
23738	Chinatown Community Development Center	San Francisco	San Francisco	NA	Intermediate	1.45	0	1.45	2022	NA	NA	NA	NA
202476	Hampton Inn & Suites - Sunnyvale	Sunnyvale	Santa Clara	NA	Intermediate	1.45	0	1.45	2022	NA	NA	NA	NA
112401	APRO LLC dba United Pacific #AD2204	Berkeley	Alameda	NA	Intermediate	1.45	0.03	1.45	2022	NA	NA	NA	NA
7831	Mount Tamalpais Cemetery and Mortuary	San Rafael	Marin	NA	Intermediate	1.44	0.19	1.44	2022	NA	NA	NA	NA
14098	City of Daly City	Daly City	San Mateo	NA	Intermediate	1.44	0	1.44	2023	NA	NA	NA	NA
14540	Sewer Authority Mid-Coastside	El Granada	San Mateo	NA	Intermediate	1.44	0	1.44	2023	NA	NA	NA	NA
16833	Santa Rosa Silvercrest Residences	Santa Rosa	Sonoma	NA	Intermediate	1.44	0	1.44	2022	NA	NA	NA	NA
20942	Exploratorium	San Francisco	San Francisco	NA	Intermediate	1.44	0	1.44	2022	NA	NA	NA	NA
21688	Los Gatos Oral Maxillofacial Surgery	Los Gatos	Santa Clara	NA	Intermediate	1.44	0	1.44	2023	NA	NA	NA	NA
22075	Apple Inc	Santa Clara	Santa Clara	NA	Intermediate	1.44	0.01	1.44	2023	NA	NA	NA	NA
22879	Appte Inc.	Cupertino	Santa Clara	NA	Intermediate	1.44	0	1.44	2023	NA	NA	NA	NA
201793	Santa Clara Valley Transportation Authority	San Jose	Santa Clara	NA	Intermediate	1.44	0	1.44	2023	2019	9.9	0.9	NA
13712	East Bay Municipal Utility Dist	Oakland	Alameda	NA	Intermediate	1.43	0	1.43	2023	2002	0.96	0	NA
14721	Verizon Business - SNFGCA	San Francisco	San Francisco	NA	Intermediate	1.43	0	1.43	2022	NA	NA	NA	NA
16953	City and County of San Francisco	San Francisco	San Francisco	NA	Intermediate	1.43	0	1.43	2022	NA	NA	NA	NA
19763	The Town of Los Gatos	Los Gatos	Santa Clara	NA	Intermediate	1.43	0	1.43	2022	NA	NA	NA	NA
20990	KBSIII At Emeryville LLC	Emeryville	Alameda	NA	Intermediate	1.43	0.01	1.43	2023	NA	NA	NA	NA
200859	City of San Bruno	San Bruno	San Mateo	NA	Intermediate	1.43	0	1.43	2022	NA	NA	NA	NA
13426	Central Contra Costa Sanitary District	San Ramon	Contra Costa	NA	Intermediate	1.42	0	1.42	2023	NA	NA	NA	NA
13551	AT&T	Sunol	Alameda	NA	Intermediate	1.42	0	1.42	2022	NA	NA	NA	NA
15496	KGO-TV	San Francisco	San Francisco	NA	Intermediate	1.42	0	1.42	2023	NA	NA	NA	NA
18742	Verizon Wireless (Hamilton AFB)	Novato	Marin	NA	Intermediate	1.42	0	1.42	2021	NA	NA	NA	NA
24951	A-N SFD Owner LLC	San Francisco	San Francisco	NA	Intermediate	1.42	0	1.42	2023	NA	NA	NA	NA
202055	Fire Boat Station 35	San Francisco	San Francisco	NA	Intermediate	1.42	0	1.42	2023	NA	NA	NA	NA
16193	The Olympic Club	San Francisco	San Francisco	NA	Intermediate	1.41	0.01	1.41	2023	NA	NA	NA	NA
17461	City of Redwood City	Redwood City	San Mateo	NA	Intermediate	1.41	0	1.41	2022	2012	1	0	NA
18356	Verizon Wireless (Hwy 101/Julian)	San Jose	Santa Clara	NA	Intermediate	1.41	0	1.41	2023	NA	NA	NA	NA
19767	Contra Costa County Firestation#83	Antioch	Contra Costa	NA	Intermediate	1.41	0	1.41	2022	NA	NA	NA	NA
21876	SVC Properties LLC	Concord	Contra Costa	NA	Intermediate	1.41	0	1.41	2023	NA	NA	NA	NA
24487	Sunnyvale Owner LLC	Sunnyvale	Santa Clara	NA	Intermediate	1.41	0.01	1.41	2019	NA	NA	NA	NA
5731	Rodeo Sanitary District	Rodeo	Contra Costa	NA	Intermediate	1.4	0.01	1.4	2022	NA	NA	NA	NA
13377	Napa County Public Works	Napa	Napa	NA	Intermediate	1.4	0	1.4	2022	NA	NA	NA	NA
20067	Contra Costa County Fire Protection District	Walnut Creek	Contra Costa	NA	Intermediate	1.4	0	1.4	2023	NA	NA	NA	NA
20929	Former Caine Cleaners	Burlingame	San Mateo	NA	Intermediate	1.4	0.01	1.4	2021	NA	NA	NA	NA
20980	Central Contra Costa Sanitary District	Orinda	Contra Costa	NA	Intermediate	1.4	0	1.4	2023	NA	NA	NA	NA
22851	2 2 Second Street Owner LP	San Francisco	San Francisco	NA	Intermediate	1.4	0.01	1.4	2023	2015	1.9	0	NA
23148	Hudson Pacific Properties	Redwood City	San Mateo	NA	Intermediate	1.4	0	1.4	2023	NA	NA	NA	NA
23650	BMR-Pacific Research Center LP	Newark	Alameda	NA	Intermediate	1.4	0.01	1.4	2020	NA	NA	NA	NA
23682	Elixir Medical Corporation	Milpitas	Santa Clara	NA	Intermediate	1.4	0	1.4	2022	2016	0.59	0	NA
23822	Sims Metal Management	Richmond	Contra Costa	NA	Intermediate	1.4	0.04	1.4	2023	NA	NA	NA	NA
13906	Santa Rosa Memorial Hospital	Santa Rosa	Sonoma	NA	Intermediate	1.39	0	1.39	2022	NA	NA	NA	NA
14301	City of Oakland Envr Scvs Division	Oakland	Alameda	NA	Intermediate	1.39	0	1.39	2022	NA	NA	NA	NA
15778	City of Gilroy	Gilroy	Santa Clara	NA	Intermediate	1.39	0	1.39	2023	NA	NA	NA	NA
16384	San Rafael Sanitation District	San Rafael	Marin	NA	Intermediate	1.39	0.01	1.39	2022	NA	NA	NA	NA
19263	City of San Jose Police Substation	San Jose	Santa Clara	NA	Intermediate	1.39	0	1.39	2023	NA	NA	NA	NA
19851	Judicial Council of California JCC 28-A1	Napa	Napa	NA	Intermediate	1.39	0	1.39	2022	NA	NA	NA	NA
19938	3832 Bay Center Place	Hayward	Alameda	NA	Intermediate	1.39	0	1.39	2022	NA	NA	NA	NA
20920	Verizon Wireless (West Santa Rosa)	Santa Rosa	Sonoma	NA	Intermediate	1.39	0	1.39	2021	NA	NA	NA	NA
200747	Meta Platforms Inc. - MPK 60-61	Menlo Park	San Mateo	NA	Intermediate	1.39	0	1.39	2022	NA	NA	NA	NA
13832	Pleasant Hill Police Department	Pleasant Hill	Contra Costa	NA	Intermediate	1.38	0	1.38	2023	NA	NA	NA	NA
15827	City of Gilroy	Gilroy	Santa Clara	NA	Intermediate	1.38	0	1.38	2022	NA	NA	NA	NA
17082	City of Gilroy	Gilroy	Santa Clara	NA	Intermediate	1.38	0	1.38	2021	NA	NA	NA	NA
17717	2350 Mission Building LLC	Santa Clara	Santa Clara	NA	Intermediate	1.38	0	1.38	2023	NA	NA	NA	NA
17902	Verizon Wireless (Smiley Tower)	Mountain View	Santa Clara	NA	Intermediate	1.38	0	1.38	2021	NA	NA	NA	NA
19306	Verizon Wireless-Victoria Island	Discovery Bay	Contra Costa	NA	Intermediate	1.38	0	1.38	2020	NA	NA	NA	NA
22979	Contra Costa County Office of Edu	Pleasant Hill	Contra Costa	NA	Intermediate	1.38	0	1.38	2023	NA	NA	NA	NA
14781	City of San Mateo/3rd & Detroit Stormwater Pump Stn	San Mateo	San Mateo	NA	Intermediate	1.37	0	1.37	2022	NA	NA	NA	NA
15007	Verizon Wireless Antioch	Antioch	Contra Costa	NA	Intermediate	1.37	0	1.37	2022	NA	NA	NA	NA
16082	City of Calistoga - Police Department	Calistoga	Napa	NA	Intermediate	1.37	0	1.37	2023	NA	NA	NA	NA
21706	W Hotel San Francisco	San Francisco	San Francisco	NA	Intermediate	1.37	0.01	1.37	2023	NA	NA	NA	NA
25203	EOTECH	Santa Clara	Santa Clara	NA	Intermediate	1.37	0.02	1.37	2022	NA	NA	NA	NA
112576	Elements Petroleum Inc.	Berkeley	Alameda	NA	Intermediate	1.37	0.03	1.37	2022	NA	NA	NA	NA
19330	ARE - East Jamie Court LLC	South San Francisco	San Mateo	NA	Intermediate	1.36	0	1.36	2022	2011	9.5	0.01	NA
20300	Neiman Marcus	Walnut Creek	Contra Costa	NA	Intermediate	1.36	0	1.36	2020	NA	NA	NA	NA

Facility Number	Facility Name ⁽¹⁾ (1)See pp. 18-21 of the TAC Control Program Annual Report for important context regarding this data.	City	County	Rule 11-18 Ranking	AB2588 Priority Ranking	Cancer PS	Chronic PS	PS	PS Year	HRA Year	Cancer Risk (chances in a million)	Chronic Hazard Index	Acute Hazard Index
20652	Peninsula Humane Society and SPCA	Burlingame	San Mateo	NA	Intermediate	1.36	0	1.36	2022	NA	NA	NA	NA
20877	Foley Family Wines Inc dba Chalk Hill Winery	Healdsburg	Sonoma	NA	Intermediate	1.36	0	1.36	2022	NA	NA	NA	NA
21829	Vaxart Inc.	South San Francisco	San Mateo	NA	Intermediate	1.36	0	1.36	2023	NA	NA	NA	NA
22512	1200 Ashby LLC	Berkeley	Alameda	NA	Intermediate	1.36	0	1.36	2021	NA	NA	NA	NA
23799	Peju Calmere Estate	Napa	Napa	NA	Intermediate	1.36	0	1.36	2023	NA	NA	NA	NA
25071	HCP BTC LLC c/o CBRE	South San Francisco	San Mateo	NA	Intermediate	1.36	0.01	1.36	2023	NA	NA	NA	NA
14688	Centurylink Communications LLC	Emeryville	Alameda	NA	Intermediate	1.35	0	1.35	2022	NA	NA	NA	NA
15688	Pacific Bell	San Francisco	San Francisco	NA	Intermediate	1.35	0	1.35	2022	NA	NA	NA	NA
18701	City of Santa Clara - Fire Station #4	Santa Clara	Santa Clara	NA	Intermediate	1.35	0	1.35	2023	NA	NA	NA	NA
19114	Verizon Wireless (Moraga)	Moraga	Contra Costa	NA	Intermediate	1.35	0	1.35	2023	NA	NA	NA	NA
19517	Solano County	Fairfield	Solano	NA	Intermediate	1.35	0	1.35	2022	NA	NA	NA	NA
14684	CenturyLink Communications LLC	Gilroy	Santa Clara	NA	Intermediate	1.34	0	1.34	2022	NA	NA	NA	NA
14862	Southeast Community Facility	San Francisco	San Francisco	NA	Intermediate	1.34	0	1.34	2023	NA	NA	NA	NA
17930	The Home Depot Store #1379	Santa Rosa	Sonoma	NA	Intermediate	1.34	0	1.34	2022	NA	NA	NA	NA
19156	North Bay Regional Surgery Ctr	Novato	Marin	NA	Intermediate	1.34	0	1.34	2022	NA	NA	NA	NA
19989	Knox SRO	San Francisco	San Francisco	NA	Intermediate	1.34	0	1.34	2022	NA	NA	NA	NA
20603	Christopher Ranch LLC	Gilroy	Santa Clara	NA	Intermediate	1.34	0	1.34	2023	NA	NA	NA	NA
21369	TransitAmerica Services Inc	San Jose	Santa Clara	NA	Intermediate	1.34	0.01	1.34	2023	NA	NA	NA	NA
21902	Palo Alto Medical Foundation - San Carlos Center	San Carlos	San Mateo	NA	Intermediate	1.34	0	1.34	2022	NA	NA	NA	NA
202025	Bennett Lane Winery	Calistoga	Napa	NA	Intermediate	1.34	0	1.34	2022	NA	NA	NA	NA
13040	FRIT Santana Row	San Jose	Santa Clara	NA	Intermediate	1.33	0.01	1.33	2023	NA	NA	NA	NA
13347	Jameco Electronics	Belmont	San Mateo	NA	Intermediate	1.33	0	1.33	2023	NA	NA	NA	NA
15939	US Technical Ceramics Inc	Morgan Hill	Santa Clara	NA	Intermediate	1.33	0	1.33	2021	NA	NA	NA	NA
17719	Sisters of Mercy	Burlingame	San Mateo	NA	Intermediate	1.33	0	1.33	2023	NA	NA	NA	NA
18004	Legacy 455 Market	San Francisco	San Francisco	NA	Intermediate	1.33	0.01	1.33	2023	NA	NA	NA	NA
18297	Verizon Wireless (Bay Bridge East)	Oakland	Alameda	NA	Intermediate	1.33	0	1.33	2022	NA	NA	NA	NA
19788	Fourth Street Apartments	San Jose	Santa Clara	NA	Intermediate	1.33	0	1.33	2023	NA	NA	NA	NA
13529	Pacific Bell	San Jose	Santa Clara	NA	Intermediate	1.32	0	1.32	2022	NA	NA	NA	NA
14451	County of Santa Clara	San Jose	Santa Clara	NA	Intermediate	1.32	0	1.32	2022	NA	NA	NA	NA
15661	University of California San Francisco	San Francisco	San Francisco	NA	Intermediate	1.32	0	1.32	2023	NA	NA	NA	NA
15777	City of Gilroy	Gilroy	Santa Clara	NA	Intermediate	1.32	0	1.32	2023	NA	NA	NA	NA
15779	City of Gilroy	Gilroy	Santa Clara	NA	Intermediate	1.32	0	1.32	2023	NA	NA	NA	NA
16449	City of Hayward 250' Reservoir	Hayward	Alameda	NA	Intermediate	1.32	0	1.32	2021	NA	NA	NA	NA
18054	Terraces Home Owner's Association	Dublin	Alameda	NA	Intermediate	1.32	0	1.32	2022	NA	NA	NA	NA
19508	City of Antioch - Water Treatment Plant	Antioch	Contra Costa	NA	Intermediate	1.32	0	1.32	2023	NA	NA	NA	NA
20118	Hyatt Regency San Francisco	San Francisco	San Francisco	NA	Intermediate	1.32	0.04	1.32	2023	NA	NA	NA	NA
20744	Trans Bay Cable LLC	Pittsburg	Contra Costa	NA	Intermediate	1.32	0.01	1.32	2022	NA	NA	NA	NA
20746	Walmart #1972	Livermore	Alameda	NA	Intermediate	1.32	0	1.32	2023	NA	NA	NA	NA
23401	Audentes Therapeutics Inc	South San Francisco	San Mateo	NA	Intermediate	1.32	0	1.32	2023	NA	NA	NA	NA
23825	SVF Foundry San Francisco Corporation	San Francisco	San Francisco	NA	Intermediate	1.32	0	1.32	2022	NA	NA	NA	NA
10394	Stevens Creek Quarry Inc	Cupertino	Santa Clara	NA	Intermediate	1.31	0.01	1.31	2022	NA	NA	NA	NA
13929	Alameda County GSA	Oakland	Alameda	NA	Intermediate	1.31	0	1.31	2022	NA	NA	NA	NA
14141	Contra Costa County	Martinez	Contra Costa	NA	Intermediate	1.31	0	1.31	2023	NA	NA	NA	NA
15505	The Home Depot #1044	Hercules	Contra Costa	NA	Intermediate	1.31	0	1.31	2023	NA	NA	NA	NA
17761	Mavericks Realty Management	San Francisco	San Francisco	NA	Intermediate	1.31	0	1.31	2021	NA	NA	NA	NA
22214	Outdoor Supply Hardware	Berkeley	Alameda	NA	Intermediate	1.31	0	1.31	2023	NA	NA	NA	NA
22976	Genesis Engineering & Redevelopment	Santa Rosa	Sonoma	NA	Intermediate	1.31	0.01	1.31	2022	NA	NA	NA	NA
23258	1272 Borregas Owners LLC	Sunnyvale	Santa Clara	NA	Intermediate	1.31	0	1.31	2022	NA	NA	NA	NA
24416	BOF CA One Concord Center LLC	Concord	Contra Costa	NA	Intermediate	1.31	0	1.31	2023	NA	NA	NA	NA
8601	East Bay Municipal Utility District	Oakland	Alameda	NA	Intermediate	1.3	0	1.3	2023	NA	NA	NA	NA
18397	American Multi Cinema Inc	San Francisco	San Francisco	NA	Intermediate	1.3	0	1.3	2023	NA	NA	NA	NA
19827	County of Solano	Vallejo	Solano	NA	Intermediate	1.3	0	1.3	2022	NA	NA	NA	NA
20386	Satellite Central	Oakland	Alameda	NA	Intermediate	1.3	0	1.3	2023	NA	NA	NA	NA
22962	Tesla Inc.	Fremont	Alameda	NA	Intermediate	1.3	0.01	1.3	2022	NA	NA	NA	NA
23327	CBRE - Burnett	Concord	Contra Costa	NA	Intermediate	1.3	0	1.3	2022	NA	NA	NA	NA
14001	Napa Berryessa Resort Improvement District	Napa	Napa	NA	Intermediate	1.29	0	1.29	2023	NA	NA	NA	NA
14095	North San Mateo County Sanitation District	Daly City	San Mateo	NA	Intermediate	1.29	0	1.29	2023	NA	NA	NA	NA
14923	Levi Strauss & Company	San Francisco	San Francisco	NA	Intermediate	1.29	0.01	1.29	2023	NA	NA	NA	NA
17099	Verizon Wireless (Novato)	Novato	Marin	NA	Intermediate	1.29	0	1.29	2023	NA	NA	NA	NA
22376	Hobby Lobby Stores	Dublin	Alameda	NA	Intermediate	1.29	0	1.29	2020	NA	NA	NA	NA
24503	85 2nd Street Associates	San Francisco	San Francisco	NA	Intermediate	1.29	0	1.29	2023	NA	NA	NA	NA
102323	Chevron Gas Station	San Francisco	San Francisco	NA	Intermediate	1.29	0.03	1.29	2022	NA	NA	NA	NA

Facility Number	Facility Name ⁽¹⁾ (1)See pp. 18-21 of the TAC Control Program Annual Report for important context regarding this data.	City	County	Rule 11-18 Ranking	AB2588 Priority Ranking	Cancer PS	Chronic PS	PS	PS Year	HRA Year	Cancer Risk (chances in a million)	Chronic Hazard Index	Acute Hazard Index
14192	State of California Department of Transportation	Antioch	Contra Costa	NA	Intermediate	1.28	0	1.28	2022	NA	NA	NA	NA
15147	Verizon Wireless (Skywalker Ranch)	Nicasio	Marin	NA	Intermediate	1.28	0	1.28	2023	NA	NA	NA	NA
15153	Sangamo Therapeutics Inc.	Richmond	Contra Costa	NA	Intermediate	1.28	0	1.28	2023	NA	NA	NA	NA
17059	Livermore Municipal Water-Airway Pump Station	Livermore	Alameda	NA	Intermediate	1.28	0	1.28	2022	NA	NA	NA	NA
18416	Digital Realty	Santa Clara	Santa Clara	NA	Intermediate	1.28	0.01	1.28	2022	NA	NA	NA	NA
18421	Contra Costa County	Martinez	Contra Costa	NA	Intermediate	1.28	0	1.28	2023	NA	NA	NA	NA
20987	The Ellington Community Association	Oakland	Alameda	NA	Intermediate	1.28	0	1.28	2022	NA	NA	NA	NA
23147	Hudson Pacific Properties	San Carlos	San Mateo	NA	Intermediate	1.28	0	1.28	2022	NA	NA	NA	NA
23534	Verizon Wireless-DeAnza Stevens Creek	Cupertino	Santa Clara	NA	Intermediate	1.28	0	1.28	2023	NA	NA	NA	NA
202116	1725 3rd Street	San Francisco	San Francisco	NA	Intermediate	1.28	0	1.28	2023	NA	NA	NA	NA
202565	Juliana Water	Pope Valley	Napa	NA	Intermediate	1.28	0	1.28	2023	NA	NA	NA	NA
13834	Cordilleras Mental Health Center	Redwood City	San Mateo	NA	Intermediate	1.27	0	1.27	2022	NA	NA	NA	NA
14273	City of Foster City	Foster City	San Mateo	NA	Intermediate	1.27	0	1.27	2023	NA	NA	NA	NA
23046	St Paul Fire and Marine Insurance Company	Foster City	San Mateo	NA	Intermediate	1.27	0	1.27	2023	NA	NA	NA	NA
23612	City Hall - City of San Ramon	San Ramon	Contra Costa	NA	Intermediate	1.27	0	1.27	2022	2016	9.99	0.99	NA
24798	BDC/San Jose LLC	San Jose	Santa Clara	NA	Intermediate	1.27	0.01	1.27	2023	NA	NA	NA	NA
173	Georgia-Pacific Gypsum LLC	Antioch	Contra Costa	NA	Intermediate	1.26	0.05	1.26	2023	NA	NA	NA	NA
15124	American Tower L.P. (8521- Mt. Tamalpais T1 CA)	Mill Valley	Marin	NA	Intermediate	1.26	0	1.26	2023	NA	NA	NA	NA
15473	City of Milpitas	Milpitas	Santa Clara	NA	Intermediate	1.26	0	1.26	2022	NA	NA	NA	NA
17047	Verizon Wireless (Marsh Creeks)	Clayton	Contra Costa	NA	Intermediate	1.26	0	1.26	2023	NA	NA	NA	NA
17089	Verizon Wireless (San Tomas)	Santa Clara	Santa Clara	NA	Intermediate	1.26	0	1.26	2022	NA	NA	NA	NA
17604	Downtown Properties V LLC c/o Spectrum Interests	San Mateo	San Mateo	NA	Intermediate	1.26	0	1.26	2023	NA	NA	NA	NA
18916	City of San Jose Municipal Water	San Jose	Santa Clara	NA	Intermediate	1.26	0	1.26	2023	NA	NA	NA	NA
22635	SVF Townsend San Francisco Corporation	San Francisco	San Francisco	NA	Intermediate	1.26	0.01	1.26	2017	NA	NA	NA	NA
24241	Palo Alto Networks	Santa Clara	Santa Clara	NA	Intermediate	1.26	0	1.26	2023	NA	NA	NA	NA
24426	MDY Properties/San Tomas Square	Santa Clara	Santa Clara	NA	Intermediate	1.26	0.01	1.26	2023	NA	NA	NA	NA
201838	DSRSD - Field Operations Facility	Pleasanton	Alameda	NA	Intermediate	1.26	0	1.26	2022	NA	NA	NA	NA
12093	Andpak EMA Inc	Morgan Hill	Santa Clara	NA	Intermediate	1.25	0.01	1.25	2023	NA	NA	NA	NA
17190	Alameda County GSA	Oakland	Alameda	NA	Intermediate	1.25	0	1.25	2022	NA	NA	NA	NA
17325	City of Santa Clara Fire Station #1	Santa Clara	Santa Clara	NA	Intermediate	1.25	0	1.25	2023	NA	NA	NA	NA
17390	Owen Properties	Santa Clara	Santa Clara	NA	Intermediate	1.25	0	1.25	2016	NA	NA	NA	NA
17467	City of Redwood City #9914/Red Morton Community Cn	Redwood City	San Mateo	NA	Intermediate	1.25	0	1.25	2023	NA	NA	NA	NA
19381	Blue Line Sterilization Services	Novato	Marin	NA	Intermediate	1.25	0	1.25	2023	2021	3.4	0.01	NA
19955	Santa Clara County Fire Dept	Cupertino	Santa Clara	NA	Intermediate	1.25	0	1.25	2023	NA	NA	NA	NA
22000	Forza Telecom-Ph8 Chestnut Head End	South San Francisco	San Mateo	NA	Intermediate	1.25	0	1.25	2022	NA	NA	NA	NA
23227	BAE Systems Platforms & Services	San Jose	Santa Clara	NA	Intermediate	1.25	0.01	1.25	2022	NA	NA	NA	NA
14054	Shorenstein Company LLC	San Francisco	San Francisco	NA	Intermediate	1.24	0.01	1.24	2022	NA	NA	NA	NA
19164	Kindred Hospital	San Leandro	Alameda	NA	Intermediate	1.24	0.01	1.24	2023	NA	NA	NA	NA
20989	KBSIII Towers At Emeryville LLC	Emeryville	Alameda	NA	Intermediate	1.24	0	1.24	2023	NA	NA	NA	NA
21172	San Francisco Firehouse N0 1	San Francisco	San Francisco	NA	Intermediate	1.24	0	1.24	2023	NA	NA	NA	NA
23267	HCP Inc. c/o CBRE Inc	South San Francisco	San Mateo	NA	Intermediate	1.24	0	1.24	2020	NA	NA	NA	NA
25088	Badass Labs	Alameda	Alameda	NA	Intermediate	1.24	0	1.24	2022	NA	NA	NA	NA
200348	West Bay Sanitary District	Portola Valley	San Mateo	NA	Intermediate	1.24	0	1.24	2022	2016	1.4	0	NA
2060	Team San Jose	San Jose	Santa Clara	NA	Intermediate	1.23	0.01	1.23	2022	NA	NA	NA	NA
14165	Pacific Gas and Electric	Fremont	Alameda	NA	Intermediate	1.23	0.01	1.23	2023	NA	NA	NA	NA
20242	Ram's Gate Winery	Sonoma	Sonoma	NA	Intermediate	1.23	0	1.23	2023	NA	NA	NA	NA
20628	Mission Bay Stormwater Pump Station #6	San Francisco	San Francisco	NA	Intermediate	1.23	0	1.23	2022	NA	NA	NA	NA
22852	San Mateo County Event Center	San Mateo	San Mateo	NA	Intermediate	1.23	0	1.23	2022	NA	NA	NA	NA
24613	Service Properties Trust	Emeryville	Alameda	NA	Intermediate	1.23	0	1.23	2021	NA	NA	NA	NA
14025	Spear Street Corridor LLC c/o JLL	San Francisco	San Francisco	NA	Intermediate	1.22	0	1.22	2023	NA	NA	NA	NA
14181	State of California Department of Trans	Richmond	Contra Costa	NA	Intermediate	1.22	0	1.22	2022	NA	NA	NA	NA
18176	Diablo Valley College	Pleasant Hill	Contra Costa	NA	Intermediate	1.22	0.01	1.22	2023	NA	NA	NA	NA
19421	Comcast Cable Corporation	Vallejo	Solano	NA	Intermediate	1.22	0	1.22	2023	NA	NA	NA	NA
19643	AMR West Burlingame	Burlingame	San Mateo	NA	Intermediate	1.22	0	1.22	2022	NA	NA	NA	NA
19813	City of Sebastopol (Sewer Pump Station)	Sebastopol	Sonoma	NA	Intermediate	1.22	0	1.22	2023	NA	NA	NA	NA
200872	Collabria Care	Napa	Napa	NA	Intermediate	1.22	0	1.22	2022	NA	NA	NA	NA
519	Chevron Oakland Airport-North	Oakland	Alameda	NA	Intermediate	1.21	0.03	1.21	2023	NA	NA	NA	NA
4106	City of Millbrae Wastewater Treatment Plant	Millbrae	San Mateo	NA	Intermediate	1.21	0.01	1.21	2023	NA	NA	NA	NA
15690	Fine Arts Museums of San Francisco/City & County of San Fran	San Francisco	San Francisco	NA	Intermediate	1.21	0.01	1.21	2022	NA	NA	NA	NA

Facility Number	Facility Name ⁽¹⁾ (1)See pp. 18-21 of the TAC Control Program Annual Report for important context regarding this data.	City	County	Rule 11-18 Ranking	AB2588 Priority Ranking	Cancer PS	Chronic PS	PS	PS Year	HRA Year	Cancer Risk (chances in a million)	Chronic Hazard Index	Acute Hazard Index
16163	Suisun - Solano Water Authority Sports Complex	Suisun City	Solano	NA	Intermediate	1.21	0	1.21	2022	NA	NA	NA	NA
16499	Sea West Federal Credit Union Alameda	Alameda	Alameda	NA	Intermediate	1.21	0	1.21	2022	NA	NA	NA	NA
18271	Council On Aging	Santa Rosa	Sonoma	NA	Intermediate	1.21	0	1.21	2022	NA	NA	NA	NA
19574	City of Mountain View	Mountain View	Santa Clara	NA	Intermediate	1.21	0	1.21	2023	NA	NA	NA	NA
20499	California Dept of General Services	Santa Rosa	Sonoma	NA	Intermediate	1.21	0	1.21	2023	NA	NA	NA	NA
22021	Eurofins EAG Materials Science LLC	Sunnyvale	Santa Clara	NA	Intermediate	1.21	0	1.21	2020	NA	NA	NA	NA
24815	Zynga Inc	San Francisco	San Francisco	NA	Intermediate	1.21	0	1.21	2021	NA	NA	NA	NA
200786	Bit MacArthur Commons Investors LLC	Oakland	Alameda	NA	Intermediate	1.21	0	1.21	2020	NA	NA	NA	NA
200979	Ross Valley Sanitary District	Greenbrae	Marin	NA	Intermediate	1.21	0	1.21	2023	NA	NA	NA	NA
110969	Foothill Chevron	Hayward	Alameda	NA	Intermediate	1.21	0.03	1.21	2022	NA	NA	NA	NA
17457	Verizon Wireless (Tully Road)	San Jose	Santa Clara	NA	Intermediate	1.2	0	1.2	2022	NA	NA	NA	NA
18507	Verizon Wireless (Lockheed)	Sunnyvale	Santa Clara	NA	Intermediate	1.2	0	1.2	2020	NA	NA	NA	NA
21037	BP West El Camino LLC c/o Boston Properties	Mountain View	Santa Clara	NA	Intermediate	1.2	0	1.2	2023	NA	NA	NA	NA
112513	Chevron Service Station - Extra Mile	Sunnyvale	Santa Clara	NA	Intermediate	1.2	0.03	1.2	2022	NA	NA	NA	NA
3719	City of Fairfield	Fairfield	Solano	NA	Intermediate	1.19	0	1.19	2023	NA	NA	NA	NA
17961	QuantumClean	San Jose	Santa Clara	NA	Intermediate	1.19	0	1.19	2022	NA	NA	NA	NA
20171	SFBART District (Laney College)	Oakland	Alameda	NA	Intermediate	1.19	0	1.19	2023	NA	NA	NA	NA
22248	City of San Mateo	San Mateo	San Mateo	NA	Intermediate	1.19	0	1.19	2023	NA	NA	NA	NA
24131	CPT 303 Almaden LLC	San Jose	Santa Clara	NA	Intermediate	1.19	0	1.19	2023	NA	NA	NA	NA
24508	Diamond Investment Properties Inc	San Mateo	San Mateo	NA	Intermediate	1.19	0	1.19	2022	NA	NA	NA	NA
13477	Pacific Bell	Hercules	Contra Costa	NA	Intermediate	1.18	0	1.18	2022	NA	NA	NA	NA
14186	State of California Department of Transportation	Hayward	Alameda	NA	Intermediate	1.18	0	1.18	2022	NA	NA	NA	NA
14729	Kaiser Permanente	Milpitas	Santa Clara	NA	Intermediate	1.18	0	1.18	2022	NA	NA	NA	NA
14902	255 Berry Homeowner's Association	San Francisco	San Francisco	NA	Intermediate	1.18	0	1.18	2022	NA	NA	NA	NA
16063	Comcast of California	San Francisco	San Francisco	NA	Intermediate	1.18	0	1.18	2023	NA	NA	NA	NA
17954	Verizon Wireless (East Antioch)	Antioch	Contra Costa	NA	Intermediate	1.18	0	1.18	2020	NA	NA	NA	NA
18786	GE Hitachi Nuclear Energy Americas LLC	Sunol	Alameda	NA	Intermediate	1.18	0.01	1.18	2021	NA	NA	NA	NA
19454	The Swig Company	San Francisco	San Francisco	NA	Intermediate	1.18	0	1.18	2022	NA	NA	NA	NA
22432	Macy's Logistics & Operations - Union City	Union City	Alameda	NA	Intermediate	1.18	0	1.18	2022	NA	NA	NA	NA
23608	Advanced GeoEnvironmental Inc	San Leandro	Alameda	NA	Intermediate	1.18	0.01	1.18	2019	NA	NA	NA	NA
202235	241 East Harris Office & Spec Lab	South San Francisco	San Mateo	NA	Intermediate	1.18	0	1.18	2023	NA	NA	NA	NA
1794	Teikuro America Company Ltd	Hayward	Alameda	NA	Intermediate	1.17	0	1.17	2022	NA	NA	NA	NA
15595	Golden Gate Ferry	Larkspur	Marin	NA	Intermediate	1.17	0	1.17	2023	NA	NA	NA	NA
16318	KNTV Television Inc	San Jose	Santa Clara	NA	Intermediate	1.17	0	1.17	2023	NA	NA	NA	NA
18600	County of Marin Santa Venetia #5 Pump Station	San Rafael	Marin	NA	Intermediate	1.17	0	1.17	2022	NA	NA	NA	NA
19089	San Francisco Public Utilities Commission	San Francisco	San Francisco	NA	Intermediate	1.17	0	1.17	2022	NA	NA	NA	NA
21251	1080 Sutter Owners Association c/o Action Property Mngmt	San Francisco	San Francisco	NA	Intermediate	1.17	0	1.17	2022	2012	8.8	0	NA
22370	City of Vallejo Water Division	Vallejo	Solano	NA	Intermediate	1.17	0	1.17	2023	NA	NA	NA	NA
22545	Adverum Biotechnologies Inc - B100 Cardinal	Redwood City	San Mateo	NA	Intermediate	1.17	0	1.17	2023	NA	NA	NA	NA
24937	Measurement Specialties Inc	Milpitas	Santa Clara	NA	Intermediate	1.17	0.01	1.17	2023	NA	NA	NA	NA
200473	Access Closure Inc. (A Cardinal Health Company)	Santa Clara	Santa Clara	NA	Intermediate	1.17	0	1.17	2022	NA	NA	NA	NA
201422	ALOM Diesel Packaged Pump House	Fremont	Alameda	NA	Intermediate	1.17	0	1.17	2021	NA	NA	NA	NA
202446	TrueBinding	Hayward	Alameda	NA	Intermediate	1.17	0	1.17	2023	NA	NA	NA	NA
7053	Dutra Materials/San Rafael Rock Quarry Inc	Richmond	Contra Costa	NA	Intermediate	1.16	0.09	1.16	2022	NA	NA	NA	NA
8316	USCG Training Center	Petaluma	Sonoma	NA	Intermediate	1.16	0.01	1.16	2023	NA	NA	NA	NA
19660	Verizon Wireless (Little Mountain)	Novato	Marin	NA	Intermediate	1.16	0	1.16	2022	NA	NA	NA	NA
200735	601 City Center LLC	Oakland	Alameda	NA	Intermediate	1.16	0.01	1.16	2023	NA	NA	NA	NA
202144	City of Napa - Silverado Pump Station	Napa	Napa	NA	Intermediate	1.16	0	1.16	2023	NA	NA	NA	NA
13682	Port of Oakland	Oakland	Alameda	NA	Intermediate	1.15	0	1.15	2023	NA	NA	NA	NA
14901	University of Ca SF General Hospital	San Francisco	San Francisco	NA	Intermediate	1.15	0	1.15	2023	NA	NA	NA	NA
15445	City of Petaluma	Petaluma	Sonoma	NA	Intermediate	1.15	0	1.15	2022	NA	NA	NA	NA
18956	Argenta	San Francisco	San Francisco	NA	Intermediate	1.15	0	1.15	2022	NA	NA	NA	NA
19112	Amyris	Emeryville	Alameda	NA	Intermediate	1.15	0	1.15	2022	NA	NA	NA	NA
19478	River Front Construction LLC	Napa	Napa	NA	Intermediate	1.15	0	1.15	2023	NA	NA	NA	NA
20620	131 Steuart St Foundation	San Francisco	San Francisco	NA	Intermediate	1.15	0	1.15	2023	NA	NA	NA	NA
20971	City of Berkeley Fire Station #5	Berkeley	Alameda	NA	Intermediate	1.15	0	1.15	2023	NA	NA	NA	NA
13626	HCPBTC LLC c/o CBRE	South San Francisco	San Mateo	NA	Intermediate	1.14	0	1.14	2022	NA	NA	NA	NA
13996	Napa County Public Works	Napa	Napa	NA	Intermediate	1.14	0	1.14	2023	NA	NA	NA	NA

Facility Number	Facility Name ⁽¹⁾ (1)See pp. 18-21 of the TAC Control Program Annual Report for important context regarding this data.	City	County	Rule 11-18 Ranking	AB2588 Priority Ranking	Cancer PS	Chronic PS	PS	PS Year	HRA Year	Cancer Risk (chances in a million)	Chronic Hazard Index	Acute Hazard Index
14525	City of Fairfield	Fairfield	Solano	NA	Intermediate	1.14	0	1.14	2023	NA	NA	NA	NA
15773	City of Gilroy	Gilroy	Santa Clara	NA	Intermediate	1.14	0	1.14	2022	NA	NA	NA	NA
17348	Bloom Energy	Sunnyvale	Santa Clara	NA	Intermediate	1.14	0.02	1.14	2023	NA	NA	NA	NA
19216	City of Novato	Novato	Marin	NA	Intermediate	1.14	0	1.14	2022	NA	NA	NA	NA
19679	Anand Medical Office	Benicia	Solano	NA	Intermediate	1.14	0	1.14	2023	NA	NA	NA	NA
24423	50 Third Street Owner LP	San Francisco	San Francisco	NA	Intermediate	1.14	0	1.14	2022	NA	NA	NA	NA
109754	Petaluma Chevron	Petaluma	Sonoma	NA	Intermediate	1.14	0.02	1.14	2022	NA	NA	NA	NA
2172	Office of The Sheriff	San Bruno	San Mateo	NA	Intermediate	1.13	0.01	1.13	2023	2006	6.7	0.9	NA
13114	Vallejo Sanitation & Flood Control District	Vallejo	Solano	NA	Intermediate	1.13	0	1.13	2022	NA	NA	NA	NA
14055	425 MKT RIET LLC	San Francisco	San Francisco	NA	Intermediate	1.13	0.01	1.13	2022	NA	NA	NA	NA
17636	Verizon Wireless (Two Rocks)	Petaluma	Sonoma	NA	Intermediate	1.13	0	1.13	2023	NA	NA	NA	NA
18589	Fenwick & West LLP - Silicon Valley Center	Mountain View	Santa Clara	NA	Intermediate	1.13	0	1.13	2021	NA	NA	NA	NA
19451	Verizon Wireless- Hwy 35 Timber Hill	Daly City	San Mateo	NA	Intermediate	1.13	0	1.13	2023	NA	NA	NA	NA
21910	San Francisco Fire Department (Station 15)	San Francisco	San Francisco	NA	Intermediate	1.13	0	1.13	2022	NA	NA	NA	NA
22263	Boston Properties	San Jose	Santa Clara	NA	Intermediate	1.13	0	1.13	2016	NA	NA	NA	NA
22436	Santa Clara Police Radio Communication	Santa Clara	Santa Clara	NA	Intermediate	1.13	0	1.13	2022	NA	NA	NA	NA
24930	Septerna	South San Francisco	San Mateo	NA	Intermediate	1.13	0	1.13	2023	NA	NA	NA	NA
200373	Calico Laboratories	South San Francisco	San Mateo	NA	Intermediate	1.13	0	1.13	2023	2016	0.66	0	NA
11400	Thoratec LLC	Pleasanton	Alameda	NA	Intermediate	1.12	0.01	1.12	2023	NA	NA	NA	NA
13224	CBS Inc	San Francisco	San Francisco	NA	Intermediate	1.12	0	1.12	2020	NA	NA	NA	NA
14153	West County Wastewater District	Richmond	Contra Costa	NA	Intermediate	1.12	0	1.12	2022	NA	NA	NA	NA
15210	Lucas Residence	San Anselmo	Marin	NA	Intermediate	1.12	0	1.12	2023	NA	NA	NA	NA
17919	City of Santa Rosa Utilities Dept	Santa Rosa	Sonoma	NA	Intermediate	1.12	0	1.12	2022	NA	NA	NA	NA
19503	100 California Street LLC c/o Cushman Wakefield	San Francisco	San Francisco	NA	Intermediate	1.12	0	1.12	2023	NA	NA	NA	NA
23462	Penumbra Incorporated	Alameda	Alameda	NA	Intermediate	1.12	0.01	1.12	2023	NA	NA	NA	NA
12003	Bay-View Greenwaste Management Co LLC	San Francisco	San Francisco	NA	Intermediate	1.11	0.07	1.11	2022	NA	NA	NA	NA
16137	County of Santa Clara - North First County Office	San Jose	Santa Clara	NA	Intermediate	1.11	0	1.11	2016	NA	NA	NA	NA
16508	Verizon Wireless (HWY 580-Greenville)	Livermore	Alameda	NA	Intermediate	1.11	0	1.11	2023	NA	NA	NA	NA
18533	Verizon Wireless (Knightsen)	Brentwood	Contra Costa	NA	Intermediate	1.11	0	1.11	2022	NA	NA	NA	NA
18638	California Water Service Company	Los Altos	Santa Clara	NA	Intermediate	1.11	0	1.11	2023	NA	NA	NA	NA
18915	City of San Jose Municipal Water	San Jose	Santa Clara	NA	Intermediate	1.11	0	1.11	2023	NA	NA	NA	NA
19050	San Jose State University	San Jose	Santa Clara	NA	Intermediate	1.11	0	1.11	2022	NA	NA	NA	NA
19584	Electric Power Research Institute	Palo Alto	Santa Clara	NA	Intermediate	1.11	0	1.11	2020	NA	NA	NA	NA
21042	City of Santa Rosa	Santa Rosa	Sonoma	NA	Intermediate	1.11	0	1.11	2023	NA	NA	NA	NA
21124	ARE-819/863 Mitten Road LLC	Burlingame	San Mateo	NA	Intermediate	1.11	0	1.11	2023	NA	NA	NA	NA
25268	ARE - San Francisco No 80 LLC	Palo Alto	Santa Clara	NA	Intermediate	1.11	0.01	1.11	2023	NA	NA	NA	NA
201480	Atria Park of San Mateo	San Mateo	San Mateo	NA	Intermediate	1.11	0	1.11	2023	NA	NA	NA	NA
13602	Deposition Sciences Inc	Santa Rosa	Sonoma	NA	Intermediate	1.1	0.03	1.1	2022	NA	NA	NA	NA
14110	City of Daly City	Daly City	San Mateo	NA	Intermediate	1.1	0	1.1	2023	NA	NA	NA	NA
14135	Contra Costa County	Clayton	Contra Costa	NA	Intermediate	1.1	0	1.1	2022	NA	NA	NA	NA
14204	City of Mountain View Fleet Services	Mountain View	Santa Clara	NA	Intermediate	1.1	0	1.1	2023	NA	NA	NA	NA
14433	Pacific Bell	Windsor	Sonoma	NA	Intermediate	1.1	0	1.1	2023	2002	9.9	NA	NA
14543	Montara Sanitary District c/o SAM	Half Moon Bay	San Mateo	NA	Intermediate	1.1	0	1.1	2023	NA	NA	NA	NA
16037	Santa Clara County Roads & Airports Dept	San Jose	Santa Clara	NA	Intermediate	1.1	0	1.1	2023	NA	NA	NA	NA
16125	San Jose Fire Dept Stn#13 / Accts Payable	San Jose	Santa Clara	NA	Intermediate	1.1	0	1.1	2023	NA	NA	NA	NA
18934	Verizon Wireless (HWY 680/Bernal)	Pleasanton	Alameda	NA	Intermediate	1.1	0	1.1	2021	NA	NA	NA	NA
22503	MEPT 475 Sansome Street LLC	San Francisco	San Francisco	NA	Intermediate	1.1	0.01	1.1	2023	NA	NA	NA	NA
22748	Paramount Group Inc	San Francisco	San Francisco	NA	Intermediate	1.1	0	1.1	2023	NA	NA	NA	NA
202223	American Tower [8556] - Brentwood Oakley	Antioch	Contra Costa	NA	Intermediate	1.1	0	1.1	2023	NA	NA	NA	NA
112570	United Pacific #5616	Berkeley	Alameda	NA	Intermediate	1.1	0.02	1.1	2022	NA	NA	NA	NA
3172	Pacific Gas and Electric Company	Daly City	San Mateo	NA	Intermediate	1.09	0	1.09	2023	NA	NA	NA	NA
14263	XOMA (US) LLC	Emeryville	Alameda	NA	Intermediate	1.09	0	1.09	2017	NA	NA	NA	NA
15772	City of Gilroy	Gilroy	Santa Clara	NA	Intermediate	1.09	0.01	1.09	2022	NA	NA	NA	NA
17340	Sutter Bay Medical Foundation DB Palo Alto M F	Fremont	Alameda	NA	Intermediate	1.09	0	1.09	2023	NA	NA	NA	NA
17443	Verizon Wireless (Hwy 4 Bypass)	Antioch	Contra Costa	NA	Intermediate	1.09	0	1.09	2023	NA	NA	NA	NA
18762	Verizon Wireless / ENGLISH HILL	Sebastopol	Sonoma	NA	Intermediate	1.09	0	1.09	2020	NA	NA	NA	NA
19369	Verizon Wireless (Napa Airport)	Napa	Napa	NA	Intermediate	1.09	0	1.09	2021	NA	NA	NA	NA
21616	Market Delores LLC	San Francisco	San Francisco	NA	Intermediate	1.09	0	1.09	2022	NA	NA	NA	NA

Facility Number	Facility Name ⁽¹⁾ (1)See pp. 18-21 of the TAC Control Program Annual Report for important context regarding this data.	City	County	Rule 11-18 Ranking	AB2588 Priority Ranking	Cancer PS	Chronic PS	PS	PS Year	HRA Year	Cancer Risk (chances in a million)	Chronic Hazard Index	Acute Hazard Index
200399	New Cingular Wireless PCS LLC dba AT&T Mobility	Santa Rosa	Sonoma	NA	Intermediate	1.09	0	1.09	2022	NA	NA	NA	NA
201987	County of Sonoma	Santa Rosa	Sonoma	NA	Intermediate	1.09	0	1.09	2023	NA	NA	NA	NA
13504	Pacific Bell	Pittsburg	Contra Costa	NA	Intermediate	1.08	0	1.08	2022	NA	NA	NA	NA
15629	Humane Society of Sonoma County	Santa Rosa	Sonoma	NA	Intermediate	1.08	0.11	1.08	2023	NA	NA	NA	NA
17811	United Parcel Service	Richmond	Contra Costa	NA	Intermediate	1.08	0	1.08	2023	NA	NA	NA	NA
19445	SFPUC	San Francisco	San Francisco	NA	Intermediate	1.08	0	1.08	2022	NA	NA	NA	NA
20798	San Jose Fire Department Station #24	San Jose	Santa Clara	NA	Intermediate	1.08	0	1.08	2023	NA	NA	NA	NA
21511	Pacific Resources Stevenson Inc	San Francisco	San Francisco	NA	Intermediate	1.08	0	1.08	2023	NA	NA	NA	NA
24479	Lartech	San Jose	Santa Clara	NA	Intermediate	1.08	0.02	1.08	2022	NA	NA	NA	NA
24588	Nanoscale Combinatorial	Hayward	Alameda	NA	Intermediate	1.08	0.01	1.08	2022	NA	NA	NA	NA
201553	Verizon Wireless - Mutford Gardens	San Leandro	Alameda	NA	Intermediate	1.08	0	1.08	2023	NA	NA	NA	NA
13884	Delta Diablo Sanitation District	Pittsburg	Contra Costa	NA	Intermediate	1.07	0	1.07	2023	2022	0.11	0	NA
15444	City of Petaluma	Petaluma	Sonoma	NA	Intermediate	1.07	0	1.07	2023	NA	NA	NA	NA
16266	City of Santa Clara	Santa Clara	Santa Clara	NA	Intermediate	1.07	0	1.07	2023	NA	NA	NA	NA
18383	Nob Hill Masonic Center	San Francisco	San Francisco	NA	Intermediate	1.07	0	1.07	2023	NA	NA	NA	NA
20464	Verizon Wireless "San Rafael"	San Rafael	Marin	NA	Intermediate	1.07	0	1.07	2023	NA	NA	NA	NA
21083	City & County of SF Juvenile Probation Dept LogCab	La Honda	San Mateo	NA	Intermediate	1.07	0	1.07	2022	NA	NA	NA	NA
21105	California Water Service Company	San Mateo	San Mateo	NA	Intermediate	1.07	0	1.07	2023	NA	NA	NA	NA
200868	City of Brisbane - Fire Station 81	Brisbane	San Mateo	NA	Intermediate	1.07	0	1.07	2022	NA	NA	NA	NA
1743	Crockett Community Services District	Crockett	Contra Costa	NA	Intermediate	1.06	0	1.06	2023	NA	NA	NA	NA
1811	Clorox Products Manufacturing Company	Fairfield	Solano	NA	Intermediate	1.06	0	1.06	2022	NA	NA	NA	NA
18527	Golden Gateway Center LLC	San Francisco	San Francisco	NA	Intermediate	1.06	0.02	1.06	2022	NA	NA	NA	NA
18532	Verizon Wireless (Peacock Gap)	San Rafael	Marin	NA	Intermediate	1.06	0	1.06	2023	NA	NA	NA	NA
20956	Ziegler Development Corp.	Berkeley	Alameda	NA	Intermediate	1.06	0	1.06	2023	NA	NA	NA	NA
21841	Raintree Partners LLC	San Francisco	San Francisco	NA	Intermediate	1.06	0	1.06	2023	NA	NA	NA	NA
22095	American Tower LLC (41642-Golf Course CA)	Alameda	Alameda	NA	Intermediate	1.06	0	1.06	2023	NA	NA	NA	NA
22767	New Cingular Wireless dba AT&T Mobility	South San Francisco	San Mateo	NA	Intermediate	1.06	0	1.06	2022	NA	NA	NA	NA
23815	Pacific Park Plaza Homeowner Assoc	Emeryville	Alameda	NA	Intermediate	1.06	0.03	1.06	2022	2017	0.79	0.01	NA
200896	Spyglass Pump Station	San Bruno	San Mateo	NA	Intermediate	1.06	0	1.06	2022	NA	NA	NA	NA
201012	New Cingular Wireless PCS dba AT&T Mobility	San Jose	Santa Clara	NA	Intermediate	1.06	0	1.06	2023	NA	NA	NA	NA
201671	1716 Lofts LLC	Walnut Creek	Contra Costa	NA	Intermediate	1.06	0	1.06	2022	NA	NA	NA	NA
201911	CATALYST PARKING STRUCTURE A	Sunnyvale	Santa Clara	NA	Intermediate	1.06	0	1.06	2022	NA	NA	NA	NA
16444	City of Hayward Well B	Hayward	Alameda	NA	Intermediate	1.05	0	1.05	2021	NA	NA	NA	NA
16456	Verizon Wireless (HWY 4/Sommersville)	Antioch	Contra Costa	NA	Intermediate	1.05	0	1.05	2022	NA	NA	NA	NA
17048	Verizon Wireless	San Jose	Santa Clara	NA	Intermediate	1.05	0	1.05	2023	NA	NA	NA	NA
17049	Verizon Wireless	Milpitas	Santa Clara	NA	Intermediate	1.05	0	1.05	2022	NA	NA	NA	NA
18663	Alameda County GSA	San Leandro	Alameda	NA	Intermediate	1.05	0	1.05	2022	NA	NA	NA	NA
19834	City of Daly City	Daly City	San Mateo	NA	Intermediate	1.05	0	1.05	2023	NA	NA	NA	NA
19961	Morgan Hill Fire Department	Morgan Hill	Santa Clara	NA	Intermediate	1.05	0	1.05	2023	NA	NA	NA	NA
22069	Che Chen Liu & Shu Fen Liu Trust	Pinole	Contra Costa	NA	Intermediate	1.05	0	1.05	2023	NA	NA	NA	NA
23308	UL LLC	Fremont	Alameda	NA	Intermediate	1.05	0	1.05	2023	NA	NA	NA	NA
23471	MGP IX SAC II Properties LLC	Mountain View	Santa Clara	NA	Intermediate	1.05	0	1.05	2021	NA	NA	NA	NA
23736	Chinatown Community Development Centers	San Francisco	San Francisco	NA	Intermediate	1.05	0	1.05	2018	NA	NA	NA	NA
15780	City of Gilroy	Gilroy	Santa Clara	NA	Intermediate	1.04	0	1.04	2023	NA	NA	NA	NA
18353	Verizon Wireless (Hwy 85/Snell)	San Jose	Santa Clara	NA	Intermediate	1.04	0	1.04	2023	NA	NA	NA	NA
18582	Verizon Wireless (Hwy 1/Pescadero)	Pescadero	San Mateo	NA	Intermediate	1.04	0	1.04	2023	NA	NA	NA	NA
19334	Danisco US Inc	Palo Alto	Santa Clara	NA	Intermediate	1.04	0	1.04	2022	NA	NA	NA	NA
20582	Nxedge San Carlos	San Carlos	San Mateo	NA	Intermediate	1.04	0.01	1.04	2023	NA	NA	NA	NA
22902	Pfizer	South San Francisco	San Mateo	NA	Intermediate	1.04	0	1.04	2023	NA	NA	NA	NA
23127	Comcast of California V Inc	Castro Valley	Alameda	NA	Intermediate	1.04	0	1.04	2023	NA	NA	NA	NA
201591	Vocera Communications	San Jose	Santa Clara	NA	Intermediate	1.04	0	1.04	2022	NA	NA	NA	NA
201697	Alameda Municipal Power	Alameda	Alameda	NA	Intermediate	1.04	0	1.04	2021	NA	NA	NA	NA
13371	Chinese Hospital	San Francisco	San Francisco	NA	Intermediate	1.03	0.01	1.03	2022	NA	NA	NA	NA
15894	The Home Depot #1007	Oakland	Alameda	NA	Intermediate	1.03	0	1.03	2023	NA	NA	NA	NA
18190	Corodata	Richmond	Contra Costa	NA	Intermediate	1.03	0	1.03	2023	NA	NA	NA	NA
20120	County of Santa Clara - FAF	San Jose	Santa Clara	NA	Intermediate	1.03	0	1.03	2022	NA	NA	NA	NA
23553	Santa Clara Valley Transportation Authority	San Jose	Santa Clara	NA	Intermediate	1.03	0	1.03	2022	NA	NA	NA	NA
24578	1760 Bush	San Francisco	San Francisco	NA	Intermediate	1.03	0	1.03	2021	NA	NA	NA	NA
13188	Maxar Space LLC (Bldg 48)	Mountain View	Santa Clara	NA	Intermediate	1.02	0	1.02	2023	NA	NA	NA	NA
13710	Palo Alto Research Center	Palo Alto	Santa Clara	NA	Intermediate	1.02	0.01	1.02	2023	NA	NA	NA	NA
14714	Verizon Business - SBEFCA	Foster City	San Mateo	NA	Intermediate	1.02	0	1.02	2022	NA	NA	NA	NA

Facility Number	Facility Name ⁽¹⁾ (1)See pp. 18-21 of the TAC Control Program Annual Report for important context regarding this data.	City	County	Rule 11-18 Ranking	AB2588 Priority Ranking	Cancer PS	Chronic PS	PS	PS Year	HRA Year	Cancer Risk (chances in a million)	Chronic Hazard Index	Acute Hazard Index
15184	GTE Operations Support Inc	Mountain View	Santa Clara	NA	Intermediate	1.02	0	1.02	2023	NA	NA	NA	NA
15358	KPIX TV 5	San Francisco	San Francisco	NA	Intermediate	1.02	0	1.02	2023	NA	NA	NA	NA
16038	Comcast Cable Corporation	Napa	Napa	NA	Intermediate	1.02	0	1.02	2023	NA	NA	NA	NA
17928	The Home Depot Store #1380	Martinez	Contra Costa	NA	Intermediate	1.02	0	1.02	2022	NA	NA	NA	NA
19301	East Contra Costa Fire District	Discovery Bay	Contra Costa	NA	Intermediate	1.02	0	1.02	2022	NA	NA	NA	NA
19455	Verizon Wireless - Fulton Francisco	Fulton	Sonoma	NA	Intermediate	1.02	0	1.02	2021	NA	NA	NA	NA
19518	Altamont Pump Station Purissima Hills Water Dist	Los Altos Hills	Santa Clara	NA	Intermediate	1.02	0	1.02	2022	NA	NA	NA	NA
24764	SPUS9 237 at First Street L.P.	San Jose	Santa Clara	NA	Intermediate	1.02	0	1.02	2022	NA	NA	NA	NA
16243	Macy's West Stores Inc (Northgate)	San Rafael	Marin	NA	Intermediate	1.01	0	1.01	2022	NA	NA	NA	NA
17611	Verizon Wireless (Piner)	Santa Rosa	Sonoma	NA	Intermediate	1.01	0	1.01	2023	NA	NA	NA	NA
20785	New Cingular Wireless PCS LLC dba AT&T Mobility	San Ramon	Contra Costa	NA	Intermediate	1.01	0	1.01	2023	NA	NA	NA	NA
20949	Hayward FBO Services LLC	Hayward	Alameda	NA	Intermediate	1.01	0.03	1.01	2022	NA	NA	NA	NA
24668	Outdoor Supply Hardware	Redwood City	San Mateo	NA	Intermediate	1.01	0	1.01	2023	NA	NA	NA	NA
25033	Rosemark Commercial Facilities Mgmt Services	Point Reyes Station	Marin	NA	Intermediate	1.01	0	1.01	2022	NA	NA	NA	NA
202278	Santa Rosa Veterans Memorial Building	Santa Rosa	Sonoma	NA	Intermediate	1.01	0	1.01	2023	NA	NA	NA	NA
809	Ramos Oil Co Inc	Fairfield	Solano	NA	Intermediate	1	0.02	1	2022	NA	NA	NA	NA
8392	Minaris Medical America Inc	Mountain View	Santa Clara	NA	Intermediate	1	0.01	1	2023	NA	NA	NA	NA
9153	City of Petaluma	Petaluma	Sonoma	NA	Intermediate	1	0	1	2023	NA	NA	NA	NA
9355	City of Santa Clara/Corp Yard: Sources 3 4	Santa Clara	Santa Clara	NA	Intermediate	1	0	1	2022	NA	NA	NA	NA
15655	Notre Dame Apartments	San Francisco	San Francisco	NA	Intermediate	1	0	1	2023	NA	NA	NA	NA
15797	San Jose Bioscience II LLC	San Jose	Santa Clara	NA	Intermediate	1	0	1	2023	NA	NA	NA	NA
20320	New Cingular Wireless PCS LLC dba AT&T Mobility	Petaluma	Sonoma	NA	Intermediate	1	0	1	2022	NA	NA	NA	NA
20988	Hyatt Hotel	San Jose	Santa Clara	NA	Intermediate	1	0	1	2023	NA	NA	NA	NA
21513	County of Alameda	Hayward	Alameda	NA	Intermediate	1	0	1	2023	NA	NA	NA	NA
22006	New Cingular Wireless PCS dba AT&T Mobility	Menlo Park	San Mateo	NA	Intermediate	1	0	1	2022	NA	NA	NA	NA
22800	Marin IT	Novato	Marin	NA	Intermediate	1	0	1	2023	NA	NA	NA	NA
23413	Post Montgomery and Associates	San Francisco	San Francisco	NA	Intermediate	1	0	1	2023	NA	NA	NA	NA
24522	Courtyards at 65th	Emeryville	Alameda	NA	Intermediate	1	0	1	2019	NA	NA	NA	NA
200457	EV 4225 LLC c/o CBRE Inc.	Pleasanton	Alameda	NA	Intermediate	1	0	1	2022	NA	NA	NA	NA
92	Antioch Building Materials Company	Pittsburg	Contra Costa	NA	Intermediate	NA	NA	NA	NA	NA	NA	NA	NA
107	Reed & Graham Inc	San Jose	Santa Clara	NA	Intermediate	NA	NA	NA	NA	NA	NA	NA	NA
110	Burke Industries Inc	San Jose	Santa Clara	NA	Intermediate	NA	NA	NA	NA	NA	NA	NA	NA
158	Miller Milling Company	Oakland	Alameda	NA	Intermediate	NA	NA	NA	NA	NA	NA	NA	NA
181	Granite Rock	San Jose	Santa Clara	NA	Intermediate	NA	NA	NA	NA	NA	NA	NA	NA
186	IT Environmental Liquidating Trust - Panoche Facilit	Benicia	Solano	NA	Intermediate	NA	NA	NA	NA	NA	NA	NA	NA
209	IT Environmental Liquidating Trust - Vine Hill	Martinez	Contra Costa	NA	Intermediate	NA	NA	NA	NA	NA	NA	NA	NA
265	RMC Pacific Materials LLC dba CEMEX	Redwood City	San Mateo	NA	Intermediate	NA	NA	NA	NA	NA	NA	NA	NA
449	Lithotype Company	South San Francisco	San Mateo	NA	Intermediate	NA	NA	NA	NA	NA	NA	NA	NA
516	Defense Fuel Supply Point Ozol	Martinez	Contra Costa	NA	Intermediate	NA	NA	NA	NA	NA	NA	NA	NA
528	Delta Star Inc	San Carlos	San Mateo	NA	Intermediate	NA	NA	NA	NA	NA	NA	NA	NA
610	Cal Spray Inc	East Palo Alto	San Mateo	NA	Intermediate	NA	NA	NA	NA	NA	NA	NA	NA
710	Raytheon Technologies Corp	San Jose	Santa Clara	NA	Intermediate	NA	NA	NA	NA	NA	NA	NA	NA
828	CEMEX Construction Materials Pacific LLC	Clayton	Contra Costa	NA	Intermediate	NA	NA	NA	NA	NA	NA	NA	NA
1064	Brenntag Pacific	Richmond	Contra Costa	NA	Intermediate	NA	NA	NA	NA	NA	NA	NA	NA
1078	Graffeo Coffee Roasting Company	San Francisco	San Francisco	NA	Intermediate	NA	NA	NA	NA	NA	NA	NA	NA
1095	Right Away Redy Mix Inc	Oakland	Alameda	NA	Intermediate	NA	NA	NA	NA	NA	NA	NA	NA
1108	Brisbane Recycling Co Inc	Brisbane	San Mateo	NA	Intermediate	NA	NA	NA	NA	NA	NA	NA	NA
1127	Teledyne Microwave	Mountain View	Santa Clara	NA	Intermediate	NA	NA	NA	NA	NA	NA	NA	NA
1148	Coit Services Incorporated	Burlingame	San Mateo	NA	Intermediate	NA	NA	NA	NA	NA	NA	NA	NA
1230	Metric Design & Manufacturing Inc	Campbell	Santa Clara	NA	Intermediate	NA	NA	NA	NA	NA	NA	NA	NA
1239	Hill Brothers Chemical Co	San Jose	Santa Clara	NA	Intermediate	NA	NA	NA	NA	NA	NA	NA	NA
1241	RJ Chase Company Inc	Union City	Alameda	NA	Intermediate	NA	NA	NA	NA	NA	NA	NA	NA
1246	West Bay Sanitary District	Menlo Park	San Mateo	NA	Intermediate	NA	NA	NA	NA	NA	NA	NA	NA
1253	Central Concrete Supply A U S Concrete Company	Oakland	Alameda	NA	Intermediate	NA	NA	NA	NA	NA	NA	NA	NA
1277	Novato Sanitary District	Novato	Marin	NA	Intermediate	NA	NA	NA	NA	NA	NA	NA	NA
1292	Mark West Quarry	Santa Rosa	Sonoma	NA	Intermediate	NA	NA	NA	NA	NA	NA	NA	NA
1326	Philips Semiconductors c/o Locus Technologies	Sunnyvale	Santa Clara	NA	Intermediate	NA	NA	NA	NA	NA	NA	NA	NA

Facility Number	Facility Name ⁽¹⁾ (1)See pp. 18-21 of the TAC Control Program Annual Report for important context regarding this data.	City	County	Rule 11-18 Ranking	AB2588 Priority Ranking	Cancer PS	Chronic PS	PS	PS Year	HRA Year	Cancer Risk (chances in a million)	Chronic Hazard Index	Acute Hazard Index
1360	Rich Readimix Concrete Inc	Greenbrae	Marin	NA	Intermediate	NA	NA	NA	NA	NA	NA	NA	NA
1362	Bayshore Materials Inc	Vallejo	Solano	NA	Intermediate	NA	NA	NA	NA	NA	NA	NA	NA
1381	South County Regional Wastewater Authority	Gilroy	Santa Clara	NA	Intermediate	NA	NA	NA	NA	NA	NA	NA	NA
1446	Anchor Brewing LLC	San Francisco	San Francisco	NA	Intermediate	NA	NA	NA	NA	NA	NA	NA	NA
1486	Superior Supplies Inc	Santa Rosa	Sonoma	NA	Intermediate	NA	NA	NA	NA	NA	NA	NA	NA
1535	VIAVI	Santa Rosa	Sonoma	NA	Intermediate	NA	NA	NA	NA	NA	NA	NA	NA
1541	Soiland Co Inc	Cotati	Sonoma	NA	Intermediate	NA	NA	NA	NA	NA	NA	NA	NA
1574	Uncommon Grounds LLC	Berkeley	Alameda	NA	Intermediate	NA	NA	NA	NA	NA	NA	NA	NA
1586	Universal Semiconductor	San Jose	Santa Clara	NA	Intermediate	NA	NA	NA	NA	NA	NA	NA	NA
1593	Crockett Community Services District	Port Costa	Contra Costa	NA	Intermediate	NA	NA	NA	NA	NA	NA	NA	NA
1632	Guittard Chocolate Company	Burlingame	San Mateo	NA	Intermediate	NA	NA	NA	NA	NA	NA	NA	NA
1653	Randal Nutritional Products Inc	Santa Rosa	Sonoma	NA	Intermediate	NA	NA	NA	NA	NA	NA	NA	NA
1672	Air Liquide Electronics US	Fremont	Alameda	NA	Intermediate	NA	NA	NA	NA	NA	NA	NA	NA
1676	Ruszel Woodworks	Benicia	Solano	NA	Intermediate	NA	NA	NA	NA	NA	NA	NA	NA
1678	Hardcraft Industries	San Jose	Santa Clara	NA	Intermediate	NA	NA	NA	NA	NA	NA	NA	NA
1746	Robles Brothers Inc	San Jose	Santa Clara	NA	Intermediate	NA	NA	NA	NA	NA	NA	NA	NA
1814	Bay Area Rapid Transit District	Hayward	Alameda	NA	Intermediate	NA	NA	NA	NA	NA	NA	NA	NA
1831	Cordova Printed Circuits Inc	Milpitas	Santa Clara	NA	Intermediate	NA	NA	NA	NA	NA	NA	NA	NA
1834	Cardinal Industrial Finishes	San Jose	Santa Clara	NA	Intermediate	NA	NA	NA	NA	NA	NA	NA	NA
1836	Parker Hannifin Corp Veriflo Di	Richmond	Contra Costa	NA	Intermediate	NA	NA	NA	NA	NA	NA	NA	NA
1847	San Mateo County Office of Sustainability	Pescadero	San Mateo	NA	Intermediate	NA	NA	NA	NA	NA	NA	NA	NA
1918	Central Concrete Supply Inc	South San Francisco	San Mateo	NA	Intermediate	NA	NA	NA	NA	NA	NA	NA	NA
1940	Kelly's Concrete & Building Materials Inc	Fremont	Alameda	NA	Intermediate	NA	NA	NA	NA	NA	NA	NA	NA
1945	Wedemeyer Bakery	South San Francisco	San Mateo	NA	Intermediate	NA	NA	NA	NA	NA	NA	NA	NA
1955	Larms Inc	Oakland	Alameda	NA	Intermediate	NA	NA	NA	NA	NA	NA	NA	NA
1971	Microwave Technology Inc	Fremont	Alameda	NA	Intermediate	NA	NA	NA	NA	NA	NA	NA	NA
2021	Mountain Garden Center	Mountain View	Santa Clara	NA	Intermediate	NA	NA	NA	NA	NA	NA	NA	NA
2042	Suisun Bay Reserve Fleet	Benicia	Solano	NA	Intermediate	NA	NA	NA	NA	NA	NA	NA	NA
2049	Central Concrete Supply Company Inc	San Jose	Santa Clara	NA	Intermediate	NA	NA	NA	NA	NA	NA	NA	NA
2111	Marin Sanitary Service	San Rafael	Marin	NA	Intermediate	NA	NA	NA	NA	NA	NA	NA	NA
2155	CEMEX Construction Materials Pacific LLC	San Jose	Santa Clara	NA	Intermediate	NA	NA	NA	NA	NA	NA	NA	NA
2197	Elcon Precision LLC	San Jose	Santa Clara	NA	Intermediate	NA	NA	NA	NA	NA	NA	NA	NA
2298	Sierra Circuits Inc	Sunnyvale	Santa Clara	NA	Intermediate	NA	NA	NA	NA	NA	NA	NA	NA
2302	Thermo Fisher Scientific	San Jose	Santa Clara	NA	Intermediate	NA	NA	NA	NA	NA	NA	NA	NA
2309	City of Berkeley Transfer Station	Berkeley	Alameda	NA	Intermediate	NA	NA	NA	NA	NA	NA	NA	NA
2329	APS West Coast Inc Valero Refining Co - CA	Benicia	Solano	NA	Intermediate	NA	NA	NA	NA	NA	NA	NA	NA
2351	SF Bay Area Rapid Transit District	Concord	Contra Costa	NA	Intermediate	NA	NA	NA	NA	NA	NA	NA	NA
2352	SF Bay Area Rapid Transit District	Richmond	Contra Costa	NA	Intermediate	NA	NA	NA	NA	NA	NA	NA	NA
2402	AC Transit	Emeryville	Alameda	NA	Intermediate	NA	NA	NA	NA	NA	NA	NA	NA
2408	Master Metal Products	San Jose	Santa Clara	NA	Intermediate	NA	NA	NA	NA	NA	NA	NA	NA
2421	Lind Marine Inc	Suisun City	Solano	NA	Intermediate	NA	NA	NA	NA	NA	NA	NA	NA
2422	City Of Hayward Facilities Division	Hayward	Alameda	NA	Intermediate	NA	NA	NA	NA	NA	NA	NA	NA
2425	B R & F Spray Inc	Santa Clara	Santa Clara	NA	Intermediate	NA	NA	NA	NA	NA	NA	NA	NA
2503	Poly Engineering	Richmond	Contra Costa	NA	Intermediate	NA	NA	NA	NA	NA	NA	NA	NA
2537	Melrose Metal Finishing Inc	Oakland	Alameda	NA	Intermediate	NA	NA	NA	NA	NA	NA	NA	NA
2583	Mancia's Steel Company	San Jose	Santa Clara	NA	Intermediate	NA	NA	NA	NA	NA	NA	NA	NA
2633	Mark Cheavacci Custom Cabinetry & Millwork	Novato	Marin	NA	Intermediate	NA	NA	NA	NA	NA	NA	NA	NA
2656	Commercial Casework Inc	Fremont	Alameda	NA	Intermediate	NA	NA	NA	NA	NA	NA	NA	NA
2743	CEMEX Construction Materials Pacific LLC	Oakland	Alameda	NA	Intermediate	NA	NA	NA	NA	NA	NA	NA	NA
2751	Equipment Fabricating Corporation	Oakland	Alameda	NA	Intermediate	NA	NA	NA	NA	NA	NA	NA	NA
2807	Hexcel Corporation	Dublin	Alameda	NA	Intermediate	NA	NA	NA	NA	NA	NA	NA	NA
2815	Sonoco Protective Solutions Inc	Hayward	Alameda	NA	Intermediate	NA	NA	NA	NA	NA	NA	NA	NA
2826	Hill Mfg LLC	Santa Clara	Santa Clara	NA	Intermediate	NA	NA	NA	NA	NA	NA	NA	NA
2853	Spray Technology	Santa Clara	Santa Clara	NA	Intermediate	NA	NA	NA	NA	NA	NA	NA	NA
2912	California Casting Inc	Richmond	Contra Costa	NA	Intermediate	NA	NA	NA	NA	NA	NA	NA	NA
2936	Nova Group Inc	Napa	Napa	NA	Intermediate	NA	NA	NA	NA	NA	NA	NA	NA
2946	Allied Propane Service	Richmond	Contra Costa	NA	Intermediate	NA	NA	NA	NA	NA	NA	NA	NA
2964	Langley Hill Quarry	Woodside	San Mateo	NA	Intermediate	NA	NA	NA	NA	NA	NA	NA	NA
2970	Consolidated Printers Inc	Berkeley	Alameda	NA	Intermediate	NA	NA	NA	NA	NA	NA	NA	NA
3007	R C Refinishing	San Jose	Santa Clara	NA	Intermediate	NA	NA	NA	NA	NA	NA	NA	NA
3042	Responsible Metal Fab Inc	Sunnyvale	Santa Clara	NA	Intermediate	NA	NA	NA	NA	NA	NA	NA	NA

Facility Number	Facility Name ⁽¹⁾ (1)See pp. 18-21 of the TAC Control Program Annual Report for important context regarding this data.	City	County	Rule 11-18 Ranking	AB2588 Priority Ranking	Cancer PS	Chronic PS	PS	PS Year	HRA Year	Cancer Risk (chances in a million)	Chronic Hazard Index	Acute Hazard Index
3078	Los Gatos Coffee Roasting Company	Los Gatos	Santa Clara	NA	Intermediate	NA	NA	NA	NA	NA	NA	NA	NA
3144	Sanmina Corporation	San Jose	Santa Clara	NA	Intermediate	NA	NA	NA	NA	NA	NA	NA	NA
3153	County Quarry Products Inc	Martinez	Contra Costa	NA	Intermediate	NA	NA	NA	NA	NA	NA	NA	NA
3156	Quality Transformer & Electronics	Milpitas	Santa Clara	NA	Intermediate	NA	NA	NA	NA	NA	NA	NA	NA
3218	Albany Body Shop	Albany	Alameda	NA	Intermediate	NA	NA	NA	NA	NA	NA	NA	NA
3226	Hanson's Auto Repair	Burlingame	San Mateo	NA	Intermediate	NA	NA	NA	NA	NA	NA	NA	NA
3255	Bay Equipment & Repair	Hayward	Alameda	NA	Intermediate	NA	NA	NA	NA	NA	NA	NA	NA
3259	CEMEX Construction Materials Pacific LLC	Santa Clara	Santa Clara	NA	Intermediate	NA	NA	NA	NA	NA	NA	NA	NA
3280	Santa Clara Plating Co	Santa Clara	Santa Clara	NA	Intermediate	NA	NA	NA	NA	NA	NA	NA	NA
3296	Koehler Auto Body Inc	Berkeley	Alameda	NA	Intermediate	NA	NA	NA	NA	NA	NA	NA	NA
3358	CEMEX Construction Materials Pacific LLC	Pleasanton	Alameda	NA	Intermediate	NA	NA	NA	NA	NA	NA	NA	NA
3359	Clear Oak Designs	San Jose	Santa Clara	NA	Intermediate	NA	NA	NA	NA	NA	NA	NA	NA
3459	Lockheed Martin Corporation Missiles & Space	Palo Alto	Santa Clara	NA	Intermediate	NA	NA	NA	NA	NA	NA	NA	NA
3478	G & M Auto Body	San Bruno	San Mateo	NA	Intermediate	NA	NA	NA	NA	NA	NA	NA	NA
3490	Johnson Plating Works Inc	Oakland	Alameda	NA	Intermediate	NA	NA	NA	NA	NA	NA	NA	NA
3503	Crash Champions LLC	Novato	Marin	NA	Intermediate	NA	NA	NA	NA	NA	NA	NA	NA
3534	Fairfax Garage Autobody	Fairfax	Marin	NA	Intermediate	NA	NA	NA	NA	NA	NA	NA	NA
3548	Walker's Auto Body	Concord	Contra Costa	NA	Intermediate	NA	NA	NA	NA	NA	NA	NA	NA
3591	Precision Paint & Collision	Concord	Contra Costa	NA	Intermediate	NA	NA	NA	NA	NA	NA	NA	NA
3595	Carstar Chilton Auto Body Berkeley	Oakland	Alameda	NA	Intermediate	NA	NA	NA	NA	NA	NA	NA	NA
3603	Colma Auto Body Shop Inc	Daly City	San Mateo	NA	Intermediate	NA	NA	NA	NA	NA	NA	NA	NA
3605	G&C Auto Body Inc.	Sebastopol	Sonoma	NA	Intermediate	NA	NA	NA	NA	NA	NA	NA	NA
3610	Seven-Eleven Body Shop	Oakland	Alameda	NA	Intermediate	NA	NA	NA	NA	NA	NA	NA	NA
3627	Renteria Bros Custom Shop	Morgan Hill	Santa Clara	NA	Intermediate	NA	NA	NA	NA	NA	NA	NA	NA
3638	Sunnyvale Chrysler Jeep Dodge Ram	Sunnyvale	Santa Clara	NA	Intermediate	NA	NA	NA	NA	NA	NA	NA	NA
3644	Olsen Auto Body Repair	San Mateo	San Mateo	NA	Intermediate	NA	NA	NA	NA	NA	NA	NA	NA
3651	Western Colloid Products	Oakland	Alameda	NA	Intermediate	NA	NA	NA	NA	NA	NA	NA	NA
3695	Sunset Auto Reconstruction Inc	San Francisco	San Francisco	NA	Intermediate	NA	NA	NA	NA	NA	NA	NA	NA
3714	Don's Auto Body	San Francisco	San Francisco	NA	Intermediate	NA	NA	NA	NA	NA	NA	NA	NA
3737	Crash Champions LLC	Oakland	Alameda	NA	Intermediate	NA	NA	NA	NA	NA	NA	NA	NA
3758	F. Lofrano & Son Inc.	San Rafael	Marin	NA	Intermediate	NA	NA	NA	NA	NA	NA	NA	NA
3768	Rocci's Auto Collision Inc	Morgan Hill	Santa Clara	NA	Intermediate	NA	NA	NA	NA	NA	NA	NA	NA
3785	Crash Champions LLC	Concord	Contra Costa	NA	Intermediate	NA	NA	NA	NA	NA	NA	NA	NA
3799	Coelho's Body Repair & Sales	Fremont	Alameda	NA	Intermediate	NA	NA	NA	NA	NA	NA	NA	NA
3804	Carstar Chilton Auto Body Hayward	Hayward	Alameda	NA	Intermediate	NA	NA	NA	NA	NA	NA	NA	NA
3832	Thorsson's Auto Center	Novato	Marin	NA	Intermediate	NA	NA	NA	NA	NA	NA	NA	NA
3850	El Camino Body Shop Inc	Santa Clara	Santa Clara	NA	Intermediate	NA	NA	NA	NA	NA	NA	NA	NA
3870	Fulton Body Shop	Saint Helena	Napa	NA	Intermediate	NA	NA	NA	NA	NA	NA	NA	NA
3896	Moore Buick Corporation	Los Gatos	Santa Clara	NA	Intermediate	NA	NA	NA	NA	NA	NA	NA	NA
3923	Paupaiz Fine Coffees	Napa	Napa	NA	Intermediate	NA	NA	NA	NA	NA	NA	NA	NA
3942	City Body Repair	San Jose	Santa Clara	NA	Intermediate	NA	NA	NA	NA	NA	NA	NA	NA
3959	Pleasanton Ready Mix Concrete	Pleasanton	Alameda	NA	Intermediate	NA	NA	NA	NA	NA	NA	NA	NA
4003	SEW Eurodrive Inc	Hayward	Alameda	NA	Intermediate	NA	NA	NA	NA	NA	NA	NA	NA
4089	CEMEX Const Materials Pacific LLC	Concord	Contra Costa	NA	Intermediate	NA	NA	NA	NA	NA	NA	NA	NA
4101	Parker-Robb Chevrolet Inc	Walnut Creek	Contra Costa	NA	Intermediate	NA	NA	NA	NA	NA	NA	NA	NA
4104	THAT Corporation	Milpitas	Santa Clara	NA	Intermediate	NA	NA	NA	NA	NA	NA	NA	NA
4111	Quality Auto Body	Mill Valley	Marin	NA	Intermediate	NA	NA	NA	NA	NA	NA	NA	NA
4170	P & S Sales	Hayward	Alameda	NA	Intermediate	NA	NA	NA	NA	NA	NA	NA	NA
4179	Don's Auto Body	San Francisco	San Francisco	NA	Intermediate	NA	NA	NA	NA	NA	NA	NA	NA
4189	Montague Company	Hayward	Alameda	NA	Intermediate	NA	NA	NA	NA	NA	NA	NA	NA
4216	Drake's Brewing Company	San Leandro	Alameda	NA	Intermediate	NA	NA	NA	NA	NA	NA	NA	NA
4400	FMG Enterprises Inc	Santa Clara	Santa Clara	NA	Intermediate	NA	NA	NA	NA	NA	NA	NA	NA
4436	Royale Cleaners	Concord	Contra Costa	NA	Intermediate	NA	NA	NA	NA	NA	NA	NA	NA
4491	Wu's Auto Center	South San Francisco	San Mateo	NA	Intermediate	NA	NA	NA	NA	NA	NA	NA	NA
4492	Timeless Auto Body	San Francisco	San Francisco	NA	Intermediate	NA	NA	NA	NA	NA	NA	NA	NA
4510	Oliver de Silva Inc	Milpitas	Santa Clara	NA	Intermediate	NA	NA	NA	NA	NA	NA	NA	NA
4529	Nikon Precision Inc	Belmont	San Mateo	NA	Intermediate	NA	NA	NA	NA	NA	NA	NA	NA
4545	D/D Auto Body Repair	San Francisco	San Francisco	NA	Intermediate	NA	NA	NA	NA	NA	NA	NA	NA
4558	Santa Clara Valley Transportation Authority	San Jose	Santa Clara	NA	Intermediate	NA	NA	NA	NA	NA	NA	NA	NA
4592	Finishing First RRC Inc	Santa Clara	Santa Clara	NA	Intermediate	NA	NA	NA	NA	NA	NA	NA	NA
4621	Syar Industries	Fairfield	Solano	NA	Intermediate	NA	NA	NA	NA	NA	NA	NA	NA
4648	Proline Auto Collision Center LLC DBA Proline Auto Body	Burlingame	San Mateo	NA	Intermediate	NA	NA	NA	NA	NA	NA	NA	NA
4658	E B Stone & Son Inc	Suisun City	Solano	NA	Intermediate	NA	NA	NA	NA	NA	NA	NA	NA
4680	Reliable Auto Body	San Francisco	San Francisco	NA	Intermediate	NA	NA	NA	NA	NA	NA	NA	NA

Facility Number	Facility Name ⁽¹⁾ (1)See pp. 18-21 of the TAC Control Program Annual Report for important context regarding this data.	City	County	Rule 11-18 Ranking	AB2588 Priority Ranking	Cancer PS	Chronic PS	PS	PS Year	HRA Year	Cancer Risk (chances in a million)	Chronic Hazard Index	Acute Hazard Index
4696	Paul's Auto Body Shop	San Jose	Santa Clara	NA	Intermediate	NA	NA	NA	NA	NA	NA	NA	NA
4712	Byington Steel Treating Inc	Santa Clara	Santa Clara	NA	Intermediate	NA	NA	NA	NA	NA	NA	NA	NA
4717	Brizuela's Body Shop	San Francisco	San Francisco	NA	Intermediate	NA	NA	NA	NA	NA	NA	NA	NA
4738	Bay Automotive Collision Repair	Vallejo	Solano	NA	Intermediate	NA	NA	NA	NA	NA	NA	NA	NA
4782	Rhyne Design	Sebastopol	Sonoma	NA	Intermediate	NA	NA	NA	NA	NA	NA	NA	NA
4788	Cemex	Richmond	Contra Costa	NA	Intermediate	NA	NA	NA	NA	NA	NA	NA	NA
4816	Anthony's Auto Craft Inc	San Rafael	Marin	NA	Intermediate	NA	NA	NA	NA	NA	NA	NA	NA
4833	Contra Costa College	San Pablo	Contra Costa	NA	Intermediate	NA	NA	NA	NA	NA	NA	NA	NA
4838	Caliber Collision Center	Sebastopol	Sonoma	NA	Intermediate	NA	NA	NA	NA	NA	NA	NA	NA
4846	Marquis Auto Body	Santa Rosa	Sonoma	NA	Intermediate	NA	NA	NA	NA	NA	NA	NA	NA
4861	Cologne Auto Body	Belmont	San Mateo	NA	Intermediate	NA	NA	NA	NA	NA	NA	NA	NA
4862	Summit Auto Body Painting	Belmont	San Mateo	NA	Intermediate	NA	NA	NA	NA	NA	NA	NA	NA
4869	Collimated Holes Inc	Campbell	Santa Clara	NA	Intermediate	NA	NA	NA	NA	NA	NA	NA	NA
4895	Redwood Painting Co	Pittsburg	Contra Costa	NA	Intermediate	NA	NA	NA	NA	NA	NA	NA	NA
4975	Car Craft Collision Specialists	Berkeley	Alameda	NA	Intermediate	NA	NA	NA	NA	NA	NA	NA	NA
5021	S & A Auto Body Shop	South San Francisco	San Mateo	NA	Intermediate	NA	NA	NA	NA	NA	NA	NA	NA
5038	Western Autobody	Santa Rosa	Sonoma	NA	Intermediate	NA	NA	NA	NA	NA	NA	NA	NA
5079	S J Valley Plating Inc	Santa Clara	Santa Clara	NA	Intermediate	NA	NA	NA	NA	NA	NA	NA	NA
5116	City Cleaners	San Jose	Santa Clara	NA	Intermediate	NA	NA	NA	NA	NA	NA	NA	NA
5141	Fiberglass Unlimited Inc	San Carlos	San Mateo	NA	Intermediate	NA	NA	NA	NA	NA	NA	NA	NA
5142	Regalia's Auto Body	Mill Valley	Marin	NA	Intermediate	NA	NA	NA	NA	NA	NA	NA	NA
5149	F & F Steel & Stairway Inc	San Jose	Santa Clara	NA	Intermediate	NA	NA	NA	NA	NA	NA	NA	NA
5167	Sunpol Resins & Polymers Inc	Fairfield	Solano	NA	Intermediate	NA	NA	NA	NA	NA	NA	NA	NA
5199	Union Street Coffee Roastery Inc	San Francisco	San Francisco	NA	Intermediate	NA	NA	NA	NA	NA	NA	NA	NA
5222	Simply Superior Auto Body	Concord	Contra Costa	NA	Intermediate	NA	NA	NA	NA	NA	NA	NA	NA
5274	John's Truck Repair	Cotati	Sonoma	NA	Intermediate	NA	NA	NA	NA	NA	NA	NA	NA
5280	G & O Auto Body and Repair	South San Francisco	San Mateo	NA	Intermediate	NA	NA	NA	NA	NA	NA	NA	NA
5281	Tedesco Oil Production	Half Moon Bay	San Mateo	NA	Intermediate	NA	NA	NA	NA	NA	NA	NA	NA
5307	Hack's Auto Body Inc	Pacifica	San Mateo	NA	Intermediate	NA	NA	NA	NA	NA	NA	NA	NA
5337	Midland Cabinet Co	San Carlos	San Mateo	NA	Intermediate	NA	NA	NA	NA	NA	NA	NA	NA
5342	CEMEX Pacific Holdings LLC	Suisun City	Solano	NA	Intermediate	NA	NA	NA	NA	NA	NA	NA	NA
5435	RDM Industrial Products Inc	Milpitas	Santa Clara	NA	Intermediate	NA	NA	NA	NA	NA	NA	NA	NA
5469	Berkeley Auto Body Inc	Berkeley	Alameda	NA	Intermediate	NA	NA	NA	NA	NA	NA	NA	NA
5520	Collision Repair Specialists	San Jose	Santa Clara	NA	Intermediate	NA	NA	NA	NA	NA	NA	NA	NA
5542	Arts Bodycraft Inc	Palo Alto	Santa Clara	NA	Intermediate	NA	NA	NA	NA	NA	NA	NA	NA
5573	Terry's Body Shop	Hayward	Alameda	NA	Intermediate	NA	NA	NA	NA	NA	NA	NA	NA
5579	Akins Collision Center Inc	Santa Clara	Santa Clara	NA	Intermediate	NA	NA	NA	NA	NA	NA	NA	NA
5591	Waterman WTP (City of Fairfield)	Fairfield	Solano	NA	Intermediate	NA	NA	NA	NA	NA	NA	NA	NA
5611	Daland Body Shop	South San Francisco	San Mateo	NA	Intermediate	NA	NA	NA	NA	NA	NA	NA	NA
5617	John's Formica Shop	Santa Rosa	Sonoma	NA	Intermediate	NA	NA	NA	NA	NA	NA	NA	NA
5622	Pacific Collision Care	San Francisco	San Francisco	NA	Intermediate	NA	NA	NA	NA	NA	NA	NA	NA
5696	Kuykendall's Auto Body & Frame	Sunnyvale	Santa Clara	NA	Intermediate	NA	NA	NA	NA	NA	NA	NA	NA
5736	Mack Wallbed Systems	Petaluma	Sonoma	NA	Intermediate	NA	NA	NA	NA	NA	NA	NA	NA
5776	Harold's Auto Body & Paint Shop	Oakland	Alameda	NA	Intermediate	NA	NA	NA	NA	NA	NA	NA	NA
5832	G & C Auto Body LLC	Pacheco	Contra Costa	NA	Intermediate	NA	NA	NA	NA	NA	NA	NA	NA
5840	Premier Auto Body	Berkeley	Alameda	NA	Intermediate	NA	NA	NA	NA	NA	NA	NA	NA
5841	Chilton Auto Body Industrial Inc	San Francisco	San Francisco	NA	Intermediate	NA	NA	NA	NA	NA	NA	NA	NA
5854	Walters & Wolf Glass Co	Fremont	Alameda	NA	Intermediate	NA	NA	NA	NA	NA	NA	NA	NA
5903	Reed Bros	Sebastopol	Sonoma	NA	Intermediate	NA	NA	NA	NA	NA	NA	NA	NA
5959	Hardcastle Autothon	San Jose	Santa Clara	NA	Intermediate	NA	NA	NA	NA	NA	NA	NA	NA
5972	Master Tech Auto Body	Oakland	Alameda	NA	Intermediate	NA	NA	NA	NA	NA	NA	NA	NA
6072	San Francisco Municipal Transit Agency	San Francisco	San Francisco	NA	Intermediate	NA	NA	NA	NA	NA	NA	NA	NA
6080	United Parcel Service	San Jose	Santa Clara	NA	Intermediate	NA	NA	NA	NA	NA	NA	NA	NA
6105	Los Gatos Acura	Los Gatos	Santa Clara	NA	Intermediate	NA	NA	NA	NA	NA	NA	NA	NA
6112	United Parcel Service	San Francisco	San Francisco	NA	Intermediate	NA	NA	NA	NA	NA	NA	NA	NA
6170	Petaluma Auto Body Shop Inc	Petaluma	Sonoma	NA	Intermediate	NA	NA	NA	NA	NA	NA	NA	NA
6191	Quality Body and Fender	Oakland	Alameda	NA	Intermediate	NA	NA	NA	NA	NA	NA	NA	NA
6198	Lou Saare Body Shop	Santa Rosa	Sonoma	NA	Intermediate	NA	NA	NA	NA	NA	NA	NA	NA
6204	A&O Advance Autobody	Hayward	Alameda	NA	Intermediate	NA	NA	NA	NA	NA	NA	NA	NA
6210	Champion Carpet & Wood Services	San Leandro	Alameda	NA	Intermediate	NA	NA	NA	NA	NA	NA	NA	NA
6232	Carl's Body Shop	Cotati	Sonoma	NA	Intermediate	NA	NA	NA	NA	NA	NA	NA	NA
6233	Alameda Auto Care	Alameda	Alameda	NA	Intermediate	NA	NA	NA	NA	NA	NA	NA	NA
6248	Trinity Engineering	Rohnert Park	Sonoma	NA	Intermediate	NA	NA	NA	NA	NA	NA	NA	NA
6251	Advance Auto Body	Martinez	Contra Costa	NA	Intermediate	NA	NA	NA	NA	NA	NA	NA	NA
6288	Marble Shop Inc	Pittsburg	Contra Costa	NA	Intermediate	NA	NA	NA	NA	NA	NA	NA	NA
6293	Sergio Gomez dba Lazzini's Auto Body	Santa Rosa	Sonoma	NA	Intermediate	NA	NA	NA	NA	NA	NA	NA	NA

Facility Number	Facility Name ⁽¹⁾ (1)See pp. 18-21 of the TAC Control Program Annual Report for important context regarding this data.	City	County	Rule 11-18 Ranking	AB2588 Priority Ranking	Cancer PS	Chronic PS	PS	PS Year	HRA Year	Cancer Risk (chances in a million)	Chronic Hazard Index	Acute Hazard Index
6316	West County Resource Recovery In	Richmond	Contra Costa	NA	Intermediate	NA	NA	NA	NA	NA	NA	NA	NA
6329	Sing Tao Newspaper (SF) Ltd	South San Francisco	San Mateo	NA	Intermediate	NA	NA	NA	NA	NA	NA	NA	NA
6334	Allstar II Body Shop	Hayward	Alameda	NA	Intermediate	NA	NA	NA	NA	NA	NA	NA	NA
6349	Parker Hannifin Corporation	Rohnert Park	Sonoma	NA	Intermediate	NA	NA	NA	NA	NA	NA	NA	NA
6351	Pacific Auto Body	San Jose	Santa Clara	NA	Intermediate	NA	NA	NA	NA	NA	NA	NA	NA
6369	Recology South Valley San Martin Recy	San Martin	Santa Clara	NA	Intermediate	NA	NA	NA	NA	NA	NA	NA	NA
6380	Upper Valley Disposal Service Inc	Saint Helena	Napa	NA	Intermediate	NA	NA	NA	NA	NA	NA	NA	NA
6408	Crash Champions LLC	Rohnert Park	Sonoma	NA	Intermediate	NA	NA	NA	NA	NA	NA	NA	NA
6414	Zappelli's Body Shop	Santa Rosa	Sonoma	NA	Intermediate	NA	NA	NA	NA	NA	NA	NA	NA
6461	Luxor Cab Company	San Francisco	San Francisco	NA	Intermediate	NA	NA	NA	NA	NA	NA	NA	NA
6971	J C Cleaners	Newark	Alameda	NA	Intermediate	NA	NA	NA	NA	NA	NA	NA	NA
6993	County of Alameda Public Works	San Leandro	Alameda	NA	Intermediate	NA	NA	NA	NA	NA	NA	NA	NA
7042	East Bay Fixture Company	Oakland	Alameda	NA	Intermediate	NA	NA	NA	NA	NA	NA	NA	NA
7047	Symmons Body & Fender Inc	Danville	Contra Costa	NA	Intermediate	NA	NA	NA	NA	NA	NA	NA	NA
7058	Choy's Auto Body and Repair	Oakland	Alameda	NA	Intermediate	NA	NA	NA	NA	NA	NA	NA	NA
7060	Plant Architectural Woodwork	San Francisco	San Francisco	NA	Intermediate	NA	NA	NA	NA	NA	NA	NA	NA
7075	Andy's Auto Body	Richmond	Contra Costa	NA	Intermediate	NA	NA	NA	NA	NA	NA	NA	NA
7127	Allied Waste Industries	Pacheco	Contra Costa	NA	Intermediate	NA	NA	NA	NA	NA	NA	NA	NA
7155	Santa Clara Auto Care	Santa Clara	Santa Clara	NA	Intermediate	NA	NA	NA	NA	NA	NA	NA	NA
7167	County of Santa Clara - Elmwood Auto Body Shop	Milpitas	Santa Clara	NA	Intermediate	NA	NA	NA	NA	NA	NA	NA	NA
7193	Michael & Co Inc	San Jose	Santa Clara	NA	Intermediate	NA	NA	NA	NA	NA	NA	NA	NA
7371	La Loma Auto Body Shop	San Bruno	San Mateo	NA	Intermediate	NA	NA	NA	NA	NA	NA	NA	NA
7382	Ed's Scientific Auto Body	San Jose	Santa Clara	NA	Intermediate	NA	NA	NA	NA	NA	NA	NA	NA
7409	Star Concrete	San Jose	Santa Clara	NA	Intermediate	NA	NA	NA	NA	NA	NA	NA	NA
7438	Nationwide Boiler Inc	Fremont	Alameda	NA	Intermediate	NA	NA	NA	NA	NA	NA	NA	NA
7447	EICO Inc (Golden Altos Corp)	Milpitas	Santa Clara	NA	Intermediate	NA	NA	NA	NA	NA	NA	NA	NA
7460	G & C Auto Body LLC	South San Francisco	San Mateo	NA	Intermediate	NA	NA	NA	NA	NA	NA	NA	NA
7483	County of Santa Clara - FAF Building Operations Di	San Jose	Santa Clara	NA	Intermediate	NA	NA	NA	NA	NA	NA	NA	NA
7514	Body Best	Sonoma	Sonoma	NA	Intermediate	NA	NA	NA	NA	NA	NA	NA	NA
7569	Pacific Gas & Electric Company	Emeryville	Alameda	NA	Intermediate	NA	NA	NA	NA	NA	NA	NA	NA
7616	Toyota of Berkeley Body Shop	Berkeley	Alameda	NA	Intermediate	NA	NA	NA	NA	NA	NA	NA	NA
7633	The Masters	Hayward	Alameda	NA	Intermediate	NA	NA	NA	NA	NA	NA	NA	NA
7653	Vee Jay Marine Services	Pittsburg	Contra Costa	NA	Intermediate	NA	NA	NA	NA	NA	NA	NA	NA
7657	Aerotest Operations Inc	San Ramon	Contra Costa	NA	Intermediate	NA	NA	NA	NA	NA	NA	NA	NA
7668	Dahl-Beck Electric	Richmond	Contra Costa	NA	Intermediate	NA	NA	NA	NA	NA	NA	NA	NA
7675	Zane Auto Collision	Newark	Alameda	NA	Intermediate	NA	NA	NA	NA	NA	NA	NA	NA
7677	Print-N-Stuff	Concord	Contra Costa	NA	Intermediate	NA	NA	NA	NA	NA	NA	NA	NA
7688	Emerald Packaging Inc	Union City	Alameda	NA	Intermediate	NA	NA	NA	NA	NA	NA	NA	NA
7693	Dolphin Press	South San Francisco	San Mateo	NA	Intermediate	NA	NA	NA	NA	NA	NA	NA	NA
7784	Suburban Press	Hayward	Alameda	NA	Intermediate	NA	NA	NA	NA	NA	NA	NA	NA
7817	Royal Auto Body Shop	South San Francisco	San Mateo	NA	Intermediate	NA	NA	NA	NA	NA	NA	NA	NA
7822	San Carlos Paint & Body Shop	San Carlos	San Mateo	NA	Intermediate	NA	NA	NA	NA	NA	NA	NA	NA
7835	Premium Auto Body and Mechanic	Belmont	San Mateo	NA	Intermediate	NA	NA	NA	NA	NA	NA	NA	NA
7844	Quality Coachwork Ltd	Redwood City	San Mateo	NA	Intermediate	NA	NA	NA	NA	NA	NA	NA	NA
7847	Bay Marine Boatworks Inc	Richmond	Contra Costa	NA	Intermediate	NA	NA	NA	NA	NA	NA	NA	NA
7858	Truck-Rail Handling Inc	Fremont	Alameda	NA	Intermediate	NA	NA	NA	NA	NA	NA	NA	NA
7859	B & H Finishing	San Jose	Santa Clara	NA	Intermediate	NA	NA	NA	NA	NA	NA	NA	NA
7881	Moal's Body Shop	Oakland	Alameda	NA	Intermediate	NA	NA	NA	NA	NA	NA	NA	NA
7929	Professional Paint Finishing	Benicia	Solano	NA	Intermediate	NA	NA	NA	NA	NA	NA	NA	NA
7964	California Radomes Inc	Santa Clara	Santa Clara	NA	Intermediate	NA	NA	NA	NA	NA	NA	NA	NA
7974	Western Fiberglass Inc	Santa Rosa	Sonoma	NA	Intermediate	NA	NA	NA	NA	NA	NA	NA	NA
7976	Auto Collision Center	Daly City	San Mateo	NA	Intermediate	NA	NA	NA	NA	NA	NA	NA	NA
7995	Fremont Collision Center	Fremont	Alameda	NA	Intermediate	NA	NA	NA	NA	NA	NA	NA	NA
7996	Mission Auto Body	San Francisco	San Francisco	NA	Intermediate	NA	NA	NA	NA	NA	NA	NA	NA
7997	Saving Cleaners	San Jose	Santa Clara	NA	Intermediate	NA	NA	NA	NA	NA	NA	NA	NA
8005	TierraCast	Santa Rosa	Sonoma	NA	Intermediate	NA	NA	NA	NA	NA	NA	NA	NA
8015	Laguna Auto Body Inc.	Milpitas	Santa Clara	NA	Intermediate	NA	NA	NA	NA	NA	NA	NA	NA
8026	Bay Area Bumper Service	Newark	Alameda	NA	Intermediate	NA	NA	NA	NA	NA	NA	NA	NA
8077	Images European Auto Refinishing	Campbell	Santa Clara	NA	Intermediate	NA	NA	NA	NA	NA	NA	NA	NA
8135	J&J Autobody LLC	Santa Rosa	Sonoma	NA	Intermediate	NA	NA	NA	NA	NA	NA	NA	NA
8143	Shanklin's Body Shop	Hayward	Alameda	NA	Intermediate	NA	NA	NA	NA	NA	NA	NA	NA
8217	Delta Fence Company Inc	Brentwood	Contra Costa	NA	Intermediate	NA	NA	NA	NA	NA	NA	NA	NA
8231	Performance Auto Body Center	Oakland	Alameda	NA	Intermediate	NA	NA	NA	NA	NA	NA	NA	NA
8232	East Bay Batch	Richmond	Contra Costa	NA	Intermediate	NA	NA	NA	NA	NA	NA	NA	NA

Facility Number	Facility Name ⁽¹⁾ (1)See pp. 18-21 of the TAC Control Program Annual Report for important context regarding this data.	City	County	Rule 11-18 Ranking	AB2588 Priority Ranking	Cancer PS	Chronic PS	PS	PS Year	HRA Year	Cancer Risk (chances in a million)	Chronic Hazard Index	Acute Hazard Index
8238	Dakota Press	San Leandro	Alameda	NA	Intermediate	NA	NA	NA	NA	NA	NA	NA	NA
8253	San Francisco Boatworks	San Francisco	San Francisco	NA	Intermediate	NA	NA	NA	NA	NA	NA	NA	NA
8285	Tekni Kolor Body & Paint	Fairfield	Solano	NA	Intermediate	NA	NA	NA	NA	NA	NA	NA	NA
8291	Arcturus Marine Systems	Rohnert Park	Sonoma	NA	Intermediate	NA	NA	NA	NA	NA	NA	NA	NA
8296	Ford Cleaners	Milpitas	Santa Clara	NA	Intermediate	NA	NA	NA	NA	NA	NA	NA	NA
8314	Farallon Fisheries	South San Francisco	San Mateo	NA	Intermediate	NA	NA	NA	NA	NA	NA	NA	NA
8331	Carl's Body Shop	Saint Helena	Napa	NA	Intermediate	NA	NA	NA	NA	NA	NA	NA	NA
8335	FineLine Carpentry Inc	Belmont	San Mateo	NA	Intermediate	NA	NA	NA	NA	NA	NA	NA	NA
8341	All Car Auto Painting & Body Repair	San Mateo	San Mateo	NA	Intermediate	NA	NA	NA	NA	NA	NA	NA	NA
8362	A Silvestri Corp	South San Francisco	San Mateo	NA	Intermediate	NA	NA	NA	NA	NA	NA	NA	NA
8389	Maharlika Body Shop	Oakland	Alameda	NA	Intermediate	NA	NA	NA	NA	NA	NA	NA	NA
8420	San Francisco Municipal Railway	San Francisco	San Francisco	NA	Intermediate	NA	NA	NA	NA	NA	NA	NA	NA
8433	Caffe Trieste	San Francisco	San Francisco	NA	Intermediate	NA	NA	NA	NA	NA	NA	NA	NA
8463	Koller's Town & Country Cleaners	Petaluma	Sonoma	NA	Intermediate	NA	NA	NA	NA	NA	NA	NA	NA
8476	Transportation Agency	San Jose	Santa Clara	NA	Intermediate	NA	NA	NA	NA	NA	NA	NA	NA
8486	E 14th Auto Body Shop	Oakland	Alameda	NA	Intermediate	NA	NA	NA	NA	NA	NA	NA	NA
8511	Madison Street Press	Oakland	Alameda	NA	Intermediate	NA	NA	NA	NA	NA	NA	NA	NA
8515	Panel Craft Auto Body	Berkeley	Alameda	NA	Intermediate	NA	NA	NA	NA	NA	NA	NA	NA
8526	Stuttgart Motors	Redwood City	San Mateo	NA	Intermediate	NA	NA	NA	NA	NA	NA	NA	NA
8558	Car West Collision	Mountain View	Santa Clara	NA	Intermediate	NA	NA	NA	NA	NA	NA	NA	NA
8568	Andres Metal Craft	San Leandro	Alameda	NA	Intermediate	NA	NA	NA	NA	NA	NA	NA	NA
8571	Group II Body & Paint	San Leandro	Alameda	NA	Intermediate	NA	NA	NA	NA	NA	NA	NA	NA
8581	MPP Union City a Division of Amcor Packaging Dist	Union City	Alameda	NA	Intermediate	NA	NA	NA	NA	NA	NA	NA	NA
8611	Gilbert Spray Coat	Santa Clara	Santa Clara	NA	Intermediate	NA	NA	NA	NA	NA	NA	NA	NA
8618	Golden Gate Truck Center	Oakland	Alameda	NA	Intermediate	NA	NA	NA	NA	NA	NA	NA	NA
8639	Bradbury & Bradbury Art Wallpapers	Benicia	Solano	NA	Intermediate	NA	NA	NA	NA	NA	NA	NA	NA
8655	K J's Auto Body Repair	Oakland	Alameda	NA	Intermediate	NA	NA	NA	NA	NA	NA	NA	NA
8667	A 1 Collision Repair	Vallejo	Solano	NA	Intermediate	NA	NA	NA	NA	NA	NA	NA	NA
8673	College of Alameda	Alameda	Alameda	NA	Intermediate	NA	NA	NA	NA	NA	NA	NA	NA
8695	Trimac Transportation Inc	Hayward	Alameda	NA	Intermediate	NA	NA	NA	NA	NA	NA	NA	NA
8698	Alaska Airlines	San Francisco	San Francisco	NA	Intermediate	NA	NA	NA	NA	NA	NA	NA	NA
8700	George M Martin Co	Emeryville	Alameda	NA	Intermediate	NA	NA	NA	NA	NA	NA	NA	NA
8717	Autobahn Body & Paint	Mountain View	Santa Clara	NA	Intermediate	NA	NA	NA	NA	NA	NA	NA	NA
8730	Dublin Auto Body	Dublin	Alameda	NA	Intermediate	NA	NA	NA	NA	NA	NA	NA	NA
8734	G & C Auto Body LLC	San Francisco	San Francisco	NA	Intermediate	NA	NA	NA	NA	NA	NA	NA	NA
8750	Bay Area BodyShop	Newark	Alameda	NA	Intermediate	NA	NA	NA	NA	NA	NA	NA	NA
8765	Greif Packaging LLC	Morgan Hill	Santa Clara	NA	Intermediate	NA	NA	NA	NA	NA	NA	NA	NA
8818	Automax of Bay Area	Oakland	Alameda	NA	Intermediate	NA	NA	NA	NA	NA	NA	NA	NA
8820	Chau's Auto Sport	Oakland	Alameda	NA	Intermediate	NA	NA	NA	NA	NA	NA	NA	NA
8826	Star Concrete	Gilroy	Santa Clara	NA	Intermediate	NA	NA	NA	NA	NA	NA	NA	NA
8833	CEMEX Construction Materials Pacific LLC	Berkeley	Alameda	NA	Intermediate	NA	NA	NA	NA	NA	NA	NA	NA
8875	Sutro Tower Inc	San Francisco	San Francisco	NA	Intermediate	NA	NA	NA	NA	NA	NA	NA	NA
8886	AJC Autobody	San Francisco	San Francisco	NA	Intermediate	NA	NA	NA	NA	NA	NA	NA	NA
8894	Crash Champions LLC - Santa Clara	Santa Clara	Santa Clara	NA	Intermediate	NA	NA	NA	NA	NA	NA	NA	NA
8934	The Art Craft Company	Oakland	Alameda	NA	Intermediate	NA	NA	NA	NA	NA	NA	NA	NA
8979	Daniele's Classic Auto Body & Detailing	Sonoma	Sonoma	NA	Intermediate	NA	NA	NA	NA	NA	NA	NA	NA
8994	Fast Collision Center	Oakland	Alameda	NA	Intermediate	NA	NA	NA	NA	NA	NA	NA	NA
8999	Cordeiro Vault Company	Vallejo	Solano	NA	Intermediate	NA	NA	NA	NA	NA	NA	NA	NA
9000	RC Ready Mix Co	Livermore	Alameda	NA	Intermediate	NA	NA	NA	NA	NA	NA	NA	NA
9037	Minh's Auto Body & Paint	San Jose	Santa Clara	NA	Intermediate	NA	NA	NA	NA	NA	NA	NA	NA
9101	Auto Sport Pro-Body Shop	San Jose	Santa Clara	NA	Intermediate	NA	NA	NA	NA	NA	NA	NA	NA
9103	Devlin Road Transfer & Recycling	American Canyon	Napa	NA	Intermediate	NA	NA	NA	NA	NA	NA	NA	NA
9128	Morrow Equipment Co LLC	American Canyon	Napa	NA	Intermediate	NA	NA	NA	NA	NA	NA	NA	NA
9133	Carroceria Collision LLC	Novato	Marin	NA	Intermediate	NA	NA	NA	NA	NA	NA	NA	NA
9167	Ogletree's	Saint Helena	Napa	NA	Intermediate	NA	NA	NA	NA	NA	NA	NA	NA
9207	Rebar Spacer Block Company Inc	Alviso	Santa Clara	NA	Intermediate	NA	NA	NA	NA	NA	NA	NA	NA
9259	South Bay AB & P	Los Gatos	Santa Clara	NA	Intermediate	NA	NA	NA	NA	NA	NA	NA	NA
9328	Aki Auto Service	San Mateo	San Mateo	NA	Intermediate	NA	NA	NA	NA	NA	NA	NA	NA
9365	City College of San Francisco	San Francisco	San Francisco	NA	Intermediate	NA	NA	NA	NA	NA	NA	NA	NA
9407	Miracle Auto Painting of San Rafael	San Rafael	Marin	NA	Intermediate	NA	NA	NA	NA	NA	NA	NA	NA
9427	San Francisco Municipal Railway Potrero Div	San Francisco	San Francisco	NA	Intermediate	NA	NA	NA	NA	NA	NA	NA	NA

Facility Number	Facility Name ⁽¹⁾ (1)See pp. 18-21 of the TAC Control Program Annual Report for important context regarding this data.	City	County	Rule 11-18 Ranking	AB2588 Priority Ranking	Cancer PS	Chronic PS	PS	PS Year	HRA Year	Cancer Risk (chances in a million)	Chronic Hazard Index	Acute Hazard Index
9441	Masters Auto Body	Daly City	San Mateo	NA	Intermediate	NA	NA	NA	NA	NA	NA	NA	NA
9449	San Francisco Municipal Railway Maint	San Francisco	San Francisco	NA	Intermediate	NA	NA	NA	NA	NA	NA	NA	NA
9450	Tri-Valley ROP	Livermore	Alameda	NA	Intermediate	NA	NA	NA	NA	NA	NA	NA	NA
9529	Jack L Hunt Inc	San Rafael	Marin	NA	Intermediate	NA	NA	NA	NA	NA	NA	NA	NA
9543	Daily Republic	Fairfield	Solano	NA	Intermediate	NA	NA	NA	NA	NA	NA	NA	NA
9576	Stiles Paint Mfg Inc	Hayward	Alameda	NA	Intermediate	NA	NA	NA	NA	NA	NA	NA	NA
9577	CC Auto Collision	Daly City	San Mateo	NA	Intermediate	NA	NA	NA	NA	NA	NA	NA	NA
9582	Parkmead Products	Oakland	Alameda	NA	Intermediate	NA	NA	NA	NA	NA	NA	NA	NA
9629	Kizanis Custom Cabinets	San Leandro	Alameda	NA	Intermediate	NA	NA	NA	NA	NA	NA	NA	NA
9670	Air Monitor Corporation	Santa Rosa	Sonoma	NA	Intermediate	NA	NA	NA	NA	NA	NA	NA	NA
9674	San Francisco Municipal Railway	San Francisco	San Francisco	NA	Intermediate	NA	NA	NA	NA	NA	NA	NA	NA
9680	Contra Costa Transfer & Recovery Station	Martinez	Contra Costa	NA	Intermediate	NA	NA	NA	NA	NA	NA	NA	NA
9694	San Francisco Municipal Transportation Agency	San Francisco	San Francisco	NA	Intermediate	NA	NA	NA	NA	NA	NA	NA	NA
9722	Acme Press Inc dba Calitho	Concord	Contra Costa	NA	Intermediate	NA	NA	NA	NA	NA	NA	NA	NA
9753	F. Lofrano & Son Inc.	San Francisco	San Francisco	NA	Intermediate	NA	NA	NA	NA	NA	NA	NA	NA
9800	Classic Graphics	Newark	Alameda	NA	Intermediate	NA	NA	NA	NA	NA	NA	NA	NA
9841	EC Auto Body	San Francisco	San Francisco	NA	Intermediate	NA	NA	NA	NA	NA	NA	NA	NA
9867	Caliber Collision Center	Burlingame	San Mateo	NA	Intermediate	NA	NA	NA	NA	NA	NA	NA	NA
9892	Custom Paint Finish	Santa Clara	Santa Clara	NA	Intermediate	NA	NA	NA	NA	NA	NA	NA	NA
9899	Brook Furniture Rental	Hayward	Alameda	NA	Intermediate	NA	NA	NA	NA	NA	NA	NA	NA
9902	Recycling Center And Transfer Station	Pittsburg	Contra Costa	NA	Intermediate	NA	NA	NA	NA	NA	NA	NA	NA
9910	Concrete ReadyMix Inc	San Jose	Santa Clara	NA	Intermediate	NA	NA	NA	NA	NA	NA	NA	NA
9930	Pleasant Hill Collision Repair Center Inc	Pleasant Hill	Contra Costa	NA	Intermediate	NA	NA	NA	NA	NA	NA	NA	NA
9933	Storopack	San Jose	Santa Clara	NA	Intermediate	NA	NA	NA	NA	NA	NA	NA	NA
9941	McLachlan Wood Finishing Co	Mountain View	Santa Clara	NA	Intermediate	NA	NA	NA	NA	NA	NA	NA	NA
9973	Eur-Asia Motors	San Francisco	San Francisco	NA	Intermediate	NA	NA	NA	NA	NA	NA	NA	NA
10028	Crash Champions LLC	San Rafael	Marin	NA	Intermediate	NA	NA	NA	NA	NA	NA	NA	NA
10031	Delta Fair Cleaners	Antioch	Contra Costa	NA	Intermediate	NA	NA	NA	NA	NA	NA	NA	NA
10035	Everett Graphics	Oakland	Alameda	NA	Intermediate	NA	NA	NA	NA	NA	NA	NA	NA
10097	California Image Body & Paint	Burlingame	San Mateo	NA	Intermediate	NA	NA	NA	NA	NA	NA	NA	NA
10109	Fang's Auto	San Bruno	San Mateo	NA	Intermediate	NA	NA	NA	NA	NA	NA	NA	NA
10126	G&C Auto Body	Benicia	Solano	NA	Intermediate	NA	NA	NA	NA	NA	NA	NA	NA
10131	California Cereal Products Inc	Oakland	Alameda	NA	Intermediate	NA	NA	NA	NA	NA	NA	NA	NA
10142	F&S Auto Body Ltd Co	Santa Clara	Santa Clara	NA	Intermediate	NA	NA	NA	NA	NA	NA	NA	NA
10145	Folgergraphics Inc	Hayward	Alameda	NA	Intermediate	NA	NA	NA	NA	NA	NA	NA	NA
10172	Nanostructures Inc	Santa Clara	Santa Clara	NA	Intermediate	NA	NA	NA	NA	NA	NA	NA	NA
10230	Emerald City Auto Body	San Francisco	San Francisco	NA	Intermediate	NA	NA	NA	NA	NA	NA	NA	NA
10242	Flowstar	Gilroy	Santa Clara	NA	Intermediate	NA	NA	NA	NA	NA	NA	NA	NA
10244	Gino's Auto Body	Half Moon Bay	San Mateo	NA	Intermediate	NA	NA	NA	NA	NA	NA	NA	NA
10288	California Reflections	Livermore	Alameda	NA	Intermediate	NA	NA	NA	NA	NA	NA	NA	NA
10304	Jim's California Auto Body Inc	Antioch	Contra Costa	NA	Intermediate	NA	NA	NA	NA	NA	NA	NA	NA
10321	Golden West Packaging - Packaging Innovators	Livermore	Alameda	NA	Intermediate	NA	NA	NA	NA	NA	NA	NA	NA
10330	All Custom Wood Works	Concord	Contra Costa	NA	Intermediate	NA	NA	NA	NA	NA	NA	NA	NA
10398	Specialty Solid Waste & Recycling Inc	Santa Clara	Santa Clara	NA	Intermediate	NA	NA	NA	NA	NA	NA	NA	NA
10405	Avery Greene Motors	Vallejo	Solano	NA	Intermediate	NA	NA	NA	NA	NA	NA	NA	NA
10444	Wood Tech Inc	Oakland	Alameda	NA	Intermediate	NA	NA	NA	NA	NA	NA	NA	NA
10478	Morgan Hill Auto Body	Morgan Hill	Santa Clara	NA	Intermediate	NA	NA	NA	NA	NA	NA	NA	NA
10506	Bay Auto Body & Stripping	Concord	Contra Costa	NA	Intermediate	NA	NA	NA	NA	NA	NA	NA	NA
10535	Thermionics Metal Processing Inc	Hayward	Alameda	NA	Intermediate	NA	NA	NA	NA	NA	NA	NA	NA
10561	Caliber Collision Center	San Leandro	Alameda	NA	Intermediate	NA	NA	NA	NA	NA	NA	NA	NA
10578	Botta's Auto Body	San Francisco	San Francisco	NA	Intermediate	NA	NA	NA	NA	NA	NA	NA	NA
10582	Jeremiah's Pick Coffee Company	San Francisco	San Francisco	NA	Intermediate	NA	NA	NA	NA	NA	NA	NA	NA
10587	HC Fine Finishes	Oakland	Alameda	NA	Intermediate	NA	NA	NA	NA	NA	NA	NA	NA
10593	Asbury Graphite Inc of Calif	Rodeo	Contra Costa	NA	Intermediate	NA	NA	NA	NA	NA	NA	NA	NA
10617	Applied Thin-Film Products	Fremont	Alameda	NA	Intermediate	NA	NA	NA	NA	NA	NA	NA	NA
10634	Rapid Accu-Form Inc	Benicia	Solano	NA	Intermediate	NA	NA	NA	NA	NA	NA	NA	NA
10639	Right Away Redy Mix	Martinez	Contra Costa	NA	Intermediate	NA	NA	NA	NA	NA	NA	NA	NA
10640	Corporate Identity Systems	South San Francisco	San Mateo	NA	Intermediate	NA	NA	NA	NA	NA	NA	NA	NA
10655	Vintage Hills Cleaners	Pleasanton	Alameda	NA	Intermediate	NA	NA	NA	NA	NA	NA	NA	NA
10669	Dean's Auto Body & Painting	San Mateo	San Mateo	NA	Intermediate	NA	NA	NA	NA	NA	NA	NA	NA
10760	Fenton MacLaren Ltd	Richmond	Contra Costa	NA	Intermediate	NA	NA	NA	NA	NA	NA	NA	NA
10764	National Color Auto Paint Inc	San Bruno	San Mateo	NA	Intermediate	NA	NA	NA	NA	NA	NA	NA	NA
10803	A-1 Martin's Auto Body Shop	San Pablo	Contra Costa	NA	Intermediate	NA	NA	NA	NA	NA	NA	NA	NA
10819	Car Care Auto Body & Refinishing	Campbell	Santa Clara	NA	Intermediate	NA	NA	NA	NA	NA	NA	NA	NA
10824	Cort Furniture Rental	Hayward	Alameda	NA	Intermediate	NA	NA	NA	NA	NA	NA	NA	NA

Facility Number	Facility Name ⁽¹⁾ (1)See pp. 18-21 of the TAC Control Program Annual Report for important context regarding this data.	City	County	Rule 11-18 Ranking	AB2588 Priority Ranking	Cancer PS	Chronic PS	PS	PS Year	HRA Year	Cancer Risk (chances in a million)	Chronic Hazard Index	Acute Hazard Index
10840	The T G I F Body Shop	Fremont	Alameda	NA	Intermediate	NA	NA	NA	NA	NA	NA	NA	NA
10849	Florence & New Italian Art Company	Hayward	Alameda	NA	Intermediate	NA	NA	NA	NA	NA	NA	NA	NA
10865	Walters & Wolf Precast	Fremont	Alameda	NA	Intermediate	NA	NA	NA	NA	NA	NA	NA	NA
10866	JIP Products Finishing Inc	Santa Clara	Santa Clara	NA	Intermediate	NA	NA	NA	NA	NA	NA	NA	NA
10881	Professional Industrial Services	Oakland	Alameda	NA	Intermediate	NA	NA	NA	NA	NA	NA	NA	NA
10889	Keefe Kaplan Maritime Inc	Richmond	Contra Costa	NA	Intermediate	NA	NA	NA	NA	NA	NA	NA	NA
10893	C G & E Auto Body	Redwood City	San Mateo	NA	Intermediate	NA	NA	NA	NA	NA	NA	NA	NA
10905	Martinez Auto Body	Martinez	Contra Costa	NA	Intermediate	NA	NA	NA	NA	NA	NA	NA	NA
10912	V & J Body Shop	Oakland	Alameda	NA	Intermediate	NA	NA	NA	NA	NA	NA	NA	NA
10913	HASA Inc	Pittsburg	Contra Costa	NA	Intermediate	NA	NA	NA	NA	NA	NA	NA	NA
10925	Royalite Manufacturing Inc	San Carlos	San Mateo	NA	Intermediate	NA	NA	NA	NA	NA	NA	NA	NA
10926	NRI Sandblasting & Powder Coating	South San Francisco	San Mateo	NA	Intermediate	NA	NA	NA	NA	NA	NA	NA	NA
10930	Tam's Auto Body Shop	San Francisco	San Francisco	NA	Intermediate	NA	NA	NA	NA	NA	NA	NA	NA
10941	Caffe Roma Coffee Co	San Francisco	San Francisco	NA	Intermediate	NA	NA	NA	NA	NA	NA	NA	NA
10969	Central Concrete Supply Company	San Jose	Santa Clara	NA	Intermediate	NA	NA	NA	NA	NA	NA	NA	NA
10991	Freund Baking Company	Hayward	Alameda	NA	Intermediate	NA	NA	NA	NA	NA	NA	NA	NA
11010	European Motor Works	Albany	Alameda	NA	Intermediate	NA	NA	NA	NA	NA	NA	NA	NA
11035	Heat & Control Inc	Hayward	Alameda	NA	Intermediate	NA	NA	NA	NA	NA	NA	NA	NA
11051	Fast Lane Intermodal LLC	Oakland	Alameda	NA	Intermediate	NA	NA	NA	NA	NA	NA	NA	NA
11069	Rich's Collision and Repair Services Inc.	Petaluma	Sonoma	NA	Intermediate	NA	NA	NA	NA	NA	NA	NA	NA
11073	Bismark Auto Body & Paint	San Francisco	San Francisco	NA	Intermediate	NA	NA	NA	NA	NA	NA	NA	NA
11077	El Camino Auto Body	Redwood City	San Mateo	NA	Intermediate	NA	NA	NA	NA	NA	NA	NA	NA
11104	Memry Corporation	Menlo Park	San Mateo	NA	Intermediate	NA	NA	NA	NA	NA	NA	NA	NA
11113	F & S Auto Body	Sunnyvale	Santa Clara	NA	Intermediate	NA	NA	NA	NA	NA	NA	NA	NA
11117	Pauli Systems Inc	Fairfield	Solano	NA	Intermediate	NA	NA	NA	NA	NA	NA	NA	NA
11118	New World Machining Inc	San Jose	Santa Clara	NA	Intermediate	NA	NA	NA	NA	NA	NA	NA	NA
11162	Deegan Woodworks LLC	Santa Rosa	Sonoma	NA	Intermediate	NA	NA	NA	NA	NA	NA	NA	NA
11179	A Tool Shed Inc	Santa Clara	Santa Clara	NA	Intermediate	NA	NA	NA	NA	NA	NA	NA	NA
11187	California Highway Patrol	San Francisco	San Francisco	NA	Intermediate	NA	NA	NA	NA	NA	NA	NA	NA
11196	Cameron	Pittsburg	Contra Costa	NA	Intermediate	NA	NA	NA	NA	NA	NA	NA	NA
11207	GEM Mobile Treatment Services Inc	Benicia	Solano	NA	Intermediate	NA	NA	NA	NA	NA	NA	NA	NA
11211	Lee's Imperial Welding Inc	Fremont	Alameda	NA	Intermediate	NA	NA	NA	NA	NA	NA	NA	NA
11238	Zephyr Cleaners	San Francisco	San Francisco	NA	Intermediate	NA	NA	NA	NA	NA	NA	NA	NA
11246	Creative Labels Inc	Gilroy	Santa Clara	NA	Intermediate	NA	NA	NA	NA	NA	NA	NA	NA
11260	Friendly Cab Inc	Oakland	Alameda	NA	Intermediate	NA	NA	NA	NA	NA	NA	NA	NA
11280	Silver Star Auto Body	Belmont	San Mateo	NA	Intermediate	NA	NA	NA	NA	NA	NA	NA	NA
11281	Crash Champions LLC	Walnut Creek	Contra Costa	NA	Intermediate	NA	NA	NA	NA	NA	NA	NA	NA
11294	International Auto Center Inc	Santa Clara	Santa Clara	NA	Intermediate	NA	NA	NA	NA	NA	NA	NA	NA
11299	Beanery	San Francisco	San Francisco	NA	Intermediate	NA	NA	NA	NA	NA	NA	NA	NA
11338	Sonny Van Auto Body	San Jose	Santa Clara	NA	Intermediate	NA	NA	NA	NA	NA	NA	NA	NA
11348	Linde Inc	Benicia	Solano	NA	Intermediate	NA	NA	NA	NA	NA	NA	NA	NA
11363	Jeffco Painting/ABC Painting Inc	Vallejo	Solano	NA	Intermediate	NA	NA	NA	NA	NA	NA	NA	NA
11373	Norge Village Cleaner	Concord	Contra Costa	NA	Intermediate	NA	NA	NA	NA	NA	NA	NA	NA
11380	KS California Auto Body Shop	San Jose	Santa Clara	NA	Intermediate	NA	NA	NA	NA	NA	NA	NA	NA
11406	One Hat One Hand LLC	San Francisco	San Francisco	NA	Intermediate	NA	NA	NA	NA	NA	NA	NA	NA
11418	German Auto Body Shop	Santa Clara	Santa Clara	NA	Intermediate	NA	NA	NA	NA	NA	NA	NA	NA
11464	Benz Auto Body	Redwood City	San Mateo	NA	Intermediate	NA	NA	NA	NA	NA	NA	NA	NA
11468	Andreini Bros Inc	Half Moon Bay	San Mateo	NA	Intermediate	NA	NA	NA	NA	NA	NA	NA	NA
11487	Metropolitan Education District	San Jose	Santa Clara	NA	Intermediate	NA	NA	NA	NA	NA	NA	NA	NA
11490	Mett-Saw Systems Inc	Benicia	Solano	NA	Intermediate	NA	NA	NA	NA	NA	NA	NA	NA
11511	Lahlouh	Burlingame	San Mateo	NA	Intermediate	NA	NA	NA	NA	NA	NA	NA	NA
11514	Huntford Printing & Graphics	Milpitas	Santa Clara	NA	Intermediate	NA	NA	NA	NA	NA	NA	NA	NA
11515	Hertz Enterprises LLC/dba Harvey's Cleaners & Laundry	Dublin	Alameda	NA	Intermediate	NA	NA	NA	NA	NA	NA	NA	NA
11530	Recology of San Mateo County (RS C)	San Carlos	San Mateo	NA	Intermediate	NA	NA	NA	NA	NA	NA	NA	NA
11537	RMR Construction Co	San Francisco	San Francisco	NA	Intermediate	NA	NA	NA	NA	NA	NA	NA	NA
11558	Sunny Auto Body	San Francisco	San Francisco	NA	Intermediate	NA	NA	NA	NA	NA	NA	NA	NA
11576	Crystal Auto Body & Paint	Newark	Alameda	NA	Intermediate	NA	NA	NA	NA	NA	NA	NA	NA
11577	Coast Counties Truck & Equipment Co	San Leandro	Alameda	NA	Intermediate	NA	NA	NA	NA	NA	NA	NA	NA
11581	Senju Comtek Corporation	San Jose	Santa Clara	NA	Intermediate	NA	NA	NA	NA	NA	NA	NA	NA
11606	Kee's Auto Body	Concord	Contra Costa	NA	Intermediate	NA	NA	NA	NA	NA	NA	NA	NA
11611	Hiep Hoa Auto Body	San Jose	Santa Clara	NA	Intermediate	NA	NA	NA	NA	NA	NA	NA	NA
11632	The Garage Body Shop	San Leandro	Alameda	NA	Intermediate	NA	NA	NA	NA	NA	NA	NA	NA
11634	IDEO Product Development	Palo Alto	Santa Clara	NA	Intermediate	NA	NA	NA	NA	NA	NA	NA	NA
11641	Cal Auto Body	Colma	San Mateo	NA	Intermediate	NA	NA	NA	NA	NA	NA	NA	NA
11680	Dickinson Cabinetry	San Jose	Santa Clara	NA	Intermediate	NA	NA	NA	NA	NA	NA	NA	NA
11683	Scott Lamp Co Inc	Fairfield	Solano	NA	Intermediate	NA	NA	NA	NA	NA	NA	NA	NA
11697	White Oaks Auto Body	Campbell	Santa Clara	NA	Intermediate	NA	NA	NA	NA	NA	NA	NA	NA

Facility Number	Facility Name ⁽¹⁾ (1)See pp. 18-21 of the TAC Control Program Annual Report for important context regarding this data.	City	County	Rule 11-18 Ranking	AB2588 Priority Ranking	Cancer PS	Chronic PS	PS	PS Year	HRA Year	Cancer Risk (chances in a million)	Chronic Hazard Index	Acute Hazard Index
11700	SRS Coatings LLC	Santa Clara	Santa Clara	NA	Intermediate	NA	NA	NA	NA	NA	NA	NA	NA
11727	Feed Sources Inc	Petaluma	Sonoma	NA	Intermediate	NA	NA	NA	NA	NA	NA	NA	NA
11734	Mizzico	Hayward	Alameda	NA	Intermediate	NA	NA	NA	NA	NA	NA	NA	NA
11735	Calstone Company	San Martin	Santa Clara	NA	Intermediate	NA	NA	NA	NA	NA	NA	NA	NA
11742	Sanford Metal Processing Co	Menlo Park	San Mateo	NA	Intermediate	NA	NA	NA	NA	NA	NA	NA	NA
11775	Chemco Systems Inc	Redwood City	San Mateo	NA	Intermediate	NA	NA	NA	NA	NA	NA	NA	NA
11788	U-Save Rockery	San Jose	Santa Clara	NA	Intermediate	NA	NA	NA	NA	NA	NA	NA	NA
11802	Greenwaste Recovery Inc	San Jose	Santa Clara	NA	Intermediate	NA	NA	NA	NA	NA	NA	NA	NA
11806	Johnny's Custom Auto Body	Gilroy	Santa Clara	NA	Intermediate	NA	NA	NA	NA	NA	NA	NA	NA
11811	Fricke Parks Press Inc	Union City	Alameda	NA	Intermediate	NA	NA	NA	NA	NA	NA	NA	NA
11814	Prudential Cleanroom Services	Milpitas	Santa Clara	NA	Intermediate	NA	NA	NA	NA	NA	NA	NA	NA
11815	Final Touch Finishing	Rohnert Park	Sonoma	NA	Intermediate	NA	NA	NA	NA	NA	NA	NA	NA
11823	Soiland Co Inc	Sonoma	Sonoma	NA	Intermediate	NA	NA	NA	NA	NA	NA	NA	NA
11825	M & M Garage	Berkeley	Alameda	NA	Intermediate	NA	NA	NA	NA	NA	NA	NA	NA
11830	Lockshaws Custom Finishing	Napa	Napa	NA	Intermediate	NA	NA	NA	NA	NA	NA	NA	NA
11861	Campbell Auto Restoration	Campbell	Santa Clara	NA	Intermediate	NA	NA	NA	NA	NA	NA	NA	NA
11863	Dependable Plastics and Pattern	Fairfield	Solano	NA	Intermediate	NA	NA	NA	NA	NA	NA	NA	NA
11903	Cumaica Coffee	South San Francisco	San Mateo	NA	Intermediate	NA	NA	NA	NA	NA	NA	NA	NA
11943	Coffee House Supply	Emeryville	Alameda	NA	Intermediate	NA	NA	NA	NA	NA	NA	NA	NA
11952	Tan Auto Repair	San Jose	Santa Clara	NA	Intermediate	NA	NA	NA	NA	NA	NA	NA	NA
11960	L & J Ornamental Iron Work	San Jose	Santa Clara	NA	Intermediate	NA	NA	NA	NA	NA	NA	NA	NA
12022	Dana Street Roasting Company	Mountain View	Santa Clara	NA	Intermediate	NA	NA	NA	NA	NA	NA	NA	NA
12039	San Francisco Italian Foods	San Leandro	Alameda	NA	Intermediate	NA	NA	NA	NA	NA	NA	NA	NA
12078	SFPF	Richmond	Contra Costa	NA	Intermediate	NA	NA	NA	NA	NA	NA	NA	NA
12080	Russo Auto Body	Pittsburg	Contra Costa	NA	Intermediate	NA	NA	NA	NA	NA	NA	NA	NA
12087	Auto Tech Body & Frame	Fremont	Alameda	NA	Intermediate	NA	NA	NA	NA	NA	NA	NA	NA
12090	R & S Manufacturing Inc	Union City	Alameda	NA	Intermediate	NA	NA	NA	NA	NA	NA	NA	NA
12094	Design Workshops	Oakland	Alameda	NA	Intermediate	NA	NA	NA	NA	NA	NA	NA	NA
12104	F. Lofrano & Son Inc.	San Francisco	San Francisco	NA	Intermediate	NA	NA	NA	NA	NA	NA	NA	NA
12105	McLaughlin Coffee Co Inc	Emeryville	Alameda	NA	Intermediate	NA	NA	NA	NA	NA	NA	NA	NA
12106	D W Nicholson Corporation	Hayward	Alameda	NA	Intermediate	NA	NA	NA	NA	NA	NA	NA	NA
12112	Advanced Fabrication Technology LLC	Hayward	Alameda	NA	Intermediate	NA	NA	NA	NA	NA	NA	NA	NA
12166	Moquin Press Inc	Belmont	San Mateo	NA	Intermediate	NA	NA	NA	NA	NA	NA	NA	NA
12173	Performance Paint & Towing	Hayward	Alameda	NA	Intermediate	NA	NA	NA	NA	NA	NA	NA	NA
12184	Innovion Corporation	San Jose	Santa Clara	NA	Intermediate	NA	NA	NA	NA	NA	NA	NA	NA
12196	Golden West Packaging - Heritage Solutions	Livermore	Alameda	NA	Intermediate	NA	NA	NA	NA	NA	NA	NA	NA
12215	Napa Valley Coffee Roasting Co	Saint Helena	Napa	NA	Intermediate	NA	NA	NA	NA	NA	NA	NA	NA
12223	Zelco Cabinet Manufacturing	Santa Rosa	Sonoma	NA	Intermediate	NA	NA	NA	NA	NA	NA	NA	NA
12233	California Model & Design Group Inc	San Francisco	San Francisco	NA	Intermediate	NA	NA	NA	NA	NA	NA	NA	NA
12248	Caliber Collision Center	Gilroy	Santa Clara	NA	Intermediate	NA	NA	NA	NA	NA	NA	NA	NA
12257	Barry's Cultural Marble Inc	Benicia	Solano	NA	Intermediate	NA	NA	NA	NA	NA	NA	NA	NA
12293	University of California Berkeley	Berkeley	Alameda	NA	Intermediate	NA	NA	NA	NA	NA	NA	NA	NA
12312	Fix Auto San Francisco - SOMA	San Francisco	San Francisco	NA	Intermediate	NA	NA	NA	NA	NA	NA	NA	NA
12313	L J Walch Co Inc	Livermore	Alameda	NA	Intermediate	NA	NA	NA	NA	NA	NA	NA	NA
12318	Peerless Coffee Co	Oakland	Alameda	NA	Intermediate	NA	NA	NA	NA	NA	NA	NA	NA
12342	Envent Corporation	Martinez	Contra Costa	NA	Intermediate	NA	NA	NA	NA	NA	NA	NA	NA
12383	AMP Printing Inc	Dublin	Alameda	NA	Intermediate	NA	NA	NA	NA	NA	NA	NA	NA
12416	Freeman Collision Center	Santa Rosa	Sonoma	NA	Intermediate	NA	NA	NA	NA	NA	NA	NA	NA
12418	KSH Automotive Inc.	San Francisco	San Francisco	NA	Intermediate	NA	NA	NA	NA	NA	NA	NA	NA
12436	Gomez Iron Works Enterprises Inc	Daly City	San Mateo	NA	Intermediate	NA	NA	NA	NA	NA	NA	NA	NA
12444	Lardie & Company	San Jose	Santa Clara	NA	Intermediate	NA	NA	NA	NA	NA	NA	NA	NA
12448	Eart Scheib of Vallejo	Vallejo	Solano	NA	Intermediate	NA	NA	NA	NA	NA	NA	NA	NA
12453	Cotati Speed Shop	Santa Rosa	Sonoma	NA	Intermediate	NA	NA	NA	NA	NA	NA	NA	NA
12487	Gao's Cabinets Inc	San Francisco	San Francisco	NA	Intermediate	NA	NA	NA	NA	NA	NA	NA	NA
12513	K/P Corporation	San Leandro	Alameda	NA	Intermediate	NA	NA	NA	NA	NA	NA	NA	NA
12527	J1 Auto Body	Oakland	Alameda	NA	Intermediate	NA	NA	NA	NA	NA	NA	NA	NA
12529	Alameda County GSA	San Leandro	Alameda	NA	Intermediate	NA	NA	NA	NA	NA	NA	NA	NA
12549	Confluent Medical Technologies Inc	Fremont	Alameda	NA	Intermediate	NA	NA	NA	NA	NA	NA	NA	NA
12577	Central Concrete Supply	San Jose	Santa Clara	NA	Intermediate	NA	NA	NA	NA	NA	NA	NA	NA
12581	Quality Auto Service	Oakland	Alameda	NA	Intermediate	NA	NA	NA	NA	NA	NA	NA	NA
12590	Tobar Industries Inc	San Jose	Santa Clara	NA	Intermediate	NA	NA	NA	NA	NA	NA	NA	NA
12611	Valero Refining Company	Benicia	Solano	NA	Intermediate	NA	NA	NA	NA	NA	NA	NA	NA
12621	Central Concrete Supply - A US Concrete Company	Hayward	Alameda	NA	Intermediate	NA	NA	NA	NA	NA	NA	NA	NA
12628	Jifco Inc	Livermore	Alameda	NA	Intermediate	NA	NA	NA	NA	NA	NA	NA	NA
12630	MAAS Brothers Inc	Livermore	Alameda	NA	Intermediate	NA	NA	NA	NA	NA	NA	NA	NA

Facility Number	Facility Name ⁽¹⁾ (1)See pp. 18-21 of the TAC Control Program Annual Report for important context regarding this data.	City	County	Rule 11-18 Ranking	AB2588 Priority Ranking	Cancer PS	Chronic PS	PS	PS Year	HRA Year	Cancer Risk (chances in a million)	Chronic Hazard Index	Acute Hazard Index
12652	CEMEX Construction Materials Pacific LLC	Redwood City	San Mateo	NA	Intermediate	NA	NA	NA	NA	NA	NA	NA	NA
12659	Bodycote Thermal Processing Inc	Fremont	Alameda	NA	Intermediate	NA	NA	NA	NA	NA	NA	NA	NA
12664	Peter James Coffee Inc	San Leandro	Alameda	NA	Intermediate	NA	NA	NA	NA	NA	NA	NA	NA
12676	Precision Cabinets & Trim	Brentwood	Contra Costa	NA	Intermediate	NA	NA	NA	NA	NA	NA	NA	NA
12681	Crash Champions LLC	Rohnert Park	Sonoma	NA	Intermediate	NA	NA	NA	NA	NA	NA	NA	NA
12683	Master Auto Craft	Burlingame	San Mateo	NA	Intermediate	NA	NA	NA	NA	NA	NA	NA	NA
12691	Berkeley Millwork & Furniture Co	Oakland	Alameda	NA	Intermediate	NA	NA	NA	NA	NA	NA	NA	NA
12692	Berkeley Marine Center	Berkeley	Alameda	NA	Intermediate	NA	NA	NA	NA	NA	NA	NA	NA
12725	San Pablo Auto Body & Paint	Oakland	Alameda	NA	Intermediate	NA	NA	NA	NA	NA	NA	NA	NA
12766	Blue Line Transfer Inc	South San Francisco	San Mateo	NA	Intermediate	NA	NA	NA	NA	NA	NA	NA	NA
12851	Jerry Thompson & Sons Painting Inc	San Rafael	Marin	NA	Intermediate	NA	NA	NA	NA	NA	NA	NA	NA
12852	William Kreysler & Assoc Inc	American Canyon	Napa	NA	Intermediate	NA	NA	NA	NA	NA	NA	NA	NA
12872	Pro Speed Auto Body	San Francisco	San Francisco	NA	Intermediate	NA	NA	NA	NA	NA	NA	NA	NA
12898	Jabil Circuits Inc	San Jose	Santa Clara	NA	Intermediate	NA	NA	NA	NA	NA	NA	NA	NA
12905	Right Away Ready Mix	Brentwood	Contra Costa	NA	Intermediate	NA	NA	NA	NA	NA	NA	NA	NA
12911	Scott Architectural Graphics Inc	Santa Rosa	Sonoma	NA	Intermediate	NA	NA	NA	NA	NA	NA	NA	NA
12926	Suju's Coffee & Tea	Fremont	Alameda	NA	Intermediate	NA	NA	NA	NA	NA	NA	NA	NA
12945	Surface Painting & Design	Newark	Alameda	NA	Intermediate	NA	NA	NA	NA	NA	NA	NA	NA
12947	Chabot Collision	Castro Valley	Alameda	NA	Intermediate	NA	NA	NA	NA	NA	NA	NA	NA
12982	D and A Engineering	San Martin	Santa Clara	NA	Intermediate	NA	NA	NA	NA	NA	NA	NA	NA
13002	Kinder Morgan Liquids Terminals LLC	Richmond	Contra Costa	NA	Intermediate	NA	NA	NA	NA	NA	NA	NA	NA
13054	Hillstone Restaurant Group Inc	San Francisco	San Francisco	NA	Intermediate	NA	NA	NA	NA	NA	NA	NA	NA
13099	L-3 Technologies Inc - Applied Technologies Inc	San Leandro	Alameda	NA	Intermediate	NA	NA	NA	NA	NA	NA	NA	NA
13119	City of Palo Alto Equipment Management	Palo Alto	Santa Clara	NA	Intermediate	NA	NA	NA	NA	NA	NA	NA	NA
13132	DiCon Fiberoptics Inc	Richmond	Contra Costa	NA	Intermediate	NA	NA	NA	NA	NA	NA	NA	NA
13139	Master Builders Solutions Construction Systems US	Newark	Alameda	NA	Intermediate	NA	NA	NA	NA	NA	NA	NA	NA
13165	Kong Auto Body	Oakland	Alameda	NA	Intermediate	NA	NA	NA	NA	NA	NA	NA	NA
13166	Right Away Redy Mix Inc	Pleasanton	Alameda	NA	Intermediate	NA	NA	NA	NA	NA	NA	NA	NA
13230	Triangle Body Shop	Glen Ellen	Sonoma	NA	Intermediate	NA	NA	NA	NA	NA	NA	NA	NA
13243	Delphon Holdco LLC	Hayward	Alameda	NA	Intermediate	NA	NA	NA	NA	NA	NA	NA	NA
13255	Best Body and Auto Services	Daly City	San Mateo	NA	Intermediate	NA	NA	NA	NA	NA	NA	NA	NA
13260	Carlos Arroyo & Sons	San Francisco	San Francisco	NA	Intermediate	NA	NA	NA	NA	NA	NA	NA	NA
13261	Auto House Body & Repair Shop	Hayward	Alameda	NA	Intermediate	NA	NA	NA	NA	NA	NA	NA	NA
13264	Absolute Auto And Truck Repair	San Leandro	Alameda	NA	Intermediate	NA	NA	NA	NA	NA	NA	NA	NA
13269	San Francisco Millwork	San Francisco	San Francisco	NA	Intermediate	NA	NA	NA	NA	NA	NA	NA	NA
13272	Napa Collision Center	Napa	Napa	NA	Intermediate	NA	NA	NA	NA	NA	NA	NA	NA
13286	Reliable Powder Coatings LLC	San Leandro	Alameda	NA	Intermediate	NA	NA	NA	NA	NA	NA	NA	NA
13323	AA Auto Garage Repair Inc	San Francisco	San Francisco	NA	Intermediate	NA	NA	NA	NA	NA	NA	NA	NA
13344	Experience Auto Body	Oakland	Alameda	NA	Intermediate	NA	NA	NA	NA	NA	NA	NA	NA
13349	S F Bay Area Rapid Transit District	Colma	San Mateo	NA	Intermediate	NA	NA	NA	NA	NA	NA	NA	NA
13357	CPN Pipeline Company	Suisun City	Solano	NA	Intermediate	NA	NA	NA	NA	NA	NA	NA	NA
13397	Rafael Town Center	San Rafael	Marin	NA	Intermediate	NA	NA	NA	NA	NA	NA	NA	NA
13408	Central Concrete Supply Inc	Redwood City	San Mateo	NA	Intermediate	NA	NA	NA	NA	NA	NA	NA	NA
13414	Storage Express Inc	Fremont	Alameda	NA	Intermediate	NA	NA	NA	NA	NA	NA	NA	NA
13417	Clean Sciences Inc	Fremont	Alameda	NA	Intermediate	NA	NA	NA	NA	NA	NA	NA	NA
13425	Sewerage Agency of S Marin/City of Mill Valley	Mill Valley	Marin	NA	Intermediate	NA	NA	NA	NA	NA	NA	NA	NA
13429	Telewave Inc	San Jose	Santa Clara	NA	Intermediate	NA	NA	NA	NA	NA	NA	NA	NA
13453	Frontier California	Los Gatos	Santa Clara	NA	Intermediate	NA	NA	NA	NA	NA	NA	NA	NA
13457	Target Store #1407	Daly City	San Mateo	NA	Intermediate	NA	NA	NA	NA	NA	NA	NA	NA
13523	Pacific Bell	San Francisco	San Francisco	NA	Intermediate	NA	NA	NA	NA	NA	NA	NA	NA
13561	Frontier	Los Gatos	Santa Clara	NA	Intermediate	NA	NA	NA	NA	NA	NA	NA	NA
13571	Campbell Collision Center Inc	Campbell	Santa Clara	NA	Intermediate	NA	NA	NA	NA	NA	NA	NA	NA
13578	Canseco's Auto Body	Walnut Creek	Contra Costa	NA	Intermediate	NA	NA	NA	NA	NA	NA	NA	NA
13661	Nor-Cal Truckbodies	Cotati	Sonoma	NA	Intermediate	NA	NA	NA	NA	NA	NA	NA	NA
13676	Copper Harbor Company	San Leandro	Alameda	NA	Intermediate	NA	NA	NA	NA	NA	NA	NA	NA
13694	A1 Mission Auto Body & Frame	Hayward	Alameda	NA	Intermediate	NA	NA	NA	NA	NA	NA	NA	NA
13702	City of San Leandro	San Leandro	Alameda	NA	Intermediate	NA	NA	NA	NA	NA	NA	NA	NA
13723	East Bay Municipal Utility Dist - Wal Ck Pump Pl	Walnut Creek	Contra Costa	NA	Intermediate	NA	NA	NA	NA	NA	NA	NA	NA
13768	Auto 360 Garage	San Mateo	San Mateo	NA	Intermediate	NA	NA	NA	NA	NA	NA	NA	NA
13842	City of Brisbane	Brisbane	San Mateo	NA	Intermediate	NA	NA	NA	NA	NA	NA	NA	NA
13869	Former Coherent Facility c/o Source Group Inc	Palo Alto	Santa Clara	NA	Intermediate	NA	NA	NA	NA	NA	NA	NA	NA
13872	Super Tech Body Shop	Brisbane	San Mateo	NA	Intermediate	NA	NA	NA	NA	NA	NA	NA	NA

Facility Number	Facility Name ⁽¹⁾ (1)See pp. 18-21 of the TAC Control Program Annual Report for important context regarding this data.	City	County	Rule 11-18 Ranking	AB2588 Priority Ranking	Cancer PS	Chronic PS	PS	PS Year	HRA Year	Cancer Risk (chances in a million)	Chronic Hazard Index	Acute Hazard Index
13901	Tron Auto Body	San Jose	Santa Clara	NA	Intermediate	NA	NA	NA	NA	NA	NA	NA	NA
13982	City of Santa Rosa Utilities Department	Santa Rosa	Sonoma	NA	Intermediate	NA	NA	NA	NA	NA	NA	NA	NA
13991	Mac Cal Co Inc	San Jose	Santa Clara	NA	Intermediate	NA	NA	NA	NA	NA	NA	NA	NA
14021	San Ramon Valley Fire District - Admin Bldg	San Ramon	Contra Costa	NA	Intermediate	NA	NA	NA	NA	NA	NA	NA	NA
14024	San Ramon Valley Fire District - Station #34	San Ramon	Contra Costa	NA	Intermediate	NA	NA	NA	NA	NA	NA	NA	NA
14047	Xtreme Auto Body	Belmont	San Mateo	NA	Intermediate	NA	NA	NA	NA	NA	NA	NA	NA
14158	Pacific Gas and Electric	San Ramon	Contra Costa	NA	Intermediate	NA	NA	NA	NA	NA	NA	NA	NA
14172	Pacific Gas and Electric /Air Quality Permits	Santa Rosa	Sonoma	NA	Intermediate	NA	NA	NA	NA	NA	NA	NA	NA
14176	Pacific Gas and Electric	Livermore	Alameda	NA	Intermediate	NA	NA	NA	NA	NA	NA	NA	NA
14262	City of Sunnyvale Environmental Services Dept	Sunnyvale	Santa Clara	NA	Intermediate	NA	NA	NA	NA	NA	NA	NA	NA
14333	Harris Brothers Auto Body Works INC	South San Francisco	San Mateo	NA	Intermediate	NA	NA	NA	NA	NA	NA	NA	NA
14335	Emporio Rulli	Greenbrae	Marin	NA	Intermediate	NA	NA	NA	NA	NA	NA	NA	NA
14364	Custom Craft Cabinets Inc	Newark	Alameda	NA	Intermediate	NA	NA	NA	NA	NA	NA	NA	NA
14368	The Beanery Inc	Richmond	Contra Costa	NA	Intermediate	NA	NA	NA	NA	NA	NA	NA	NA
14417	ITT Cannon LLC	Santa Rosa	Sonoma	NA	Intermediate	NA	NA	NA	NA	NA	NA	NA	NA
14507	Five Star Auto Body	San Bruno	San Mateo	NA	Intermediate	NA	NA	NA	NA	NA	NA	NA	NA
14510	High Quality Custom Cabinetry Inc	Redwood City	San Mateo	NA	Intermediate	NA	NA	NA	NA	NA	NA	NA	NA
14524	Town of Windsor	Windsor	Sonoma	NA	Intermediate	NA	NA	NA	NA	NA	NA	NA	NA
14551	Pacific Gas and Electric	Oakland	Alameda	NA	Intermediate	NA	NA	NA	NA	NA	NA	NA	NA
14565	West County Wastewater District	Richmond	Contra Costa	NA	Intermediate	NA	NA	NA	NA	NA	NA	NA	NA
14567	California Highway Patrol	Rohnert Park	Sonoma	NA	Intermediate	NA	NA	NA	NA	NA	NA	NA	NA
14570	California Highway Patrol	Gilroy	Santa Clara	NA	Intermediate	NA	NA	NA	NA	NA	NA	NA	NA
14579	Forma Corporation	Newark	Alameda	NA	Intermediate	NA	NA	NA	NA	NA	NA	NA	NA
14592	Frontier-California Inc	Morgan Hill	Santa Clara	NA	Intermediate	NA	NA	NA	NA	NA	NA	NA	NA
14596	Federal Aviation Administration	San Jose	Santa Clara	NA	Intermediate	NA	NA	NA	NA	NA	NA	NA	NA
14618	Kleen Blast	Hayward	Alameda	NA	Intermediate	NA	NA	NA	NA	NA	NA	NA	NA
14638	Clean Harbors San Jose LLC	San Jose	Santa Clara	NA	Intermediate	NA	NA	NA	NA	NA	NA	NA	NA
14648	Cleasby Manufacturing Co	San Francisco	San Francisco	NA	Intermediate	NA	NA	NA	NA	NA	NA	NA	NA
14652	Precision Auto Body & Glass	San Jose	Santa Clara	NA	Intermediate	NA	NA	NA	NA	NA	NA	NA	NA
14654	Generon IGS Inc	Pittsburg	Contra Costa	NA	Intermediate	NA	NA	NA	NA	NA	NA	NA	NA
14663	USCG Air Station San Francisco	San Francisco	San Francisco	NA	Intermediate	NA	NA	NA	NA	NA	NA	NA	NA
14695	Target Store T1428	San Leandro	Alameda	NA	Intermediate	NA	NA	NA	NA	NA	NA	NA	NA
14698	Sha & Sky Properties Inc	Vallejo	Solano	NA	Intermediate	NA	NA	NA	NA	NA	NA	NA	NA
14701	101 Paintworks	Burlingame	San Mateo	NA	Intermediate	NA	NA	NA	NA	NA	NA	NA	NA
14709	Verizon Business	Redwood City	San Mateo	NA	Intermediate	NA	NA	NA	NA	NA	NA	NA	NA
14718	Verizon Business	Benicia	Solano	NA	Intermediate	NA	NA	NA	NA	NA	NA	NA	NA
14719	Verizon Business	Richmond	Contra Costa	NA	Intermediate	NA	NA	NA	NA	NA	NA	NA	NA
14737	Micronized Ultra Tech Inc	Richmond	Contra Costa	NA	Intermediate	NA	NA	NA	NA	NA	NA	NA	NA
14818	Freeman Finishing	San Jose	Santa Clara	NA	Intermediate	NA	NA	NA	NA	NA	NA	NA	NA
14827	Federal Aviation Administration	Bay Point	Contra Costa	NA	Intermediate	NA	NA	NA	NA	NA	NA	NA	NA
14841	Caliber Fleet Solutions	San Carlos	San Mateo	NA	Intermediate	NA	NA	NA	NA	NA	NA	NA	NA
14858	D&J Auto Body Specialists Inc	Daly City	San Mateo	NA	Intermediate	NA	NA	NA	NA	NA	NA	NA	NA
14918	Metech Recycling	Gilroy	Santa Clara	NA	Intermediate	NA	NA	NA	NA	NA	NA	NA	NA
14928	Segale Bros	Hayward	Alameda	NA	Intermediate	NA	NA	NA	NA	NA	NA	NA	NA
14931	Rrags Caffe	Benicia	Solano	NA	Intermediate	NA	NA	NA	NA	NA	NA	NA	NA
14986	Angkor Collision	San Jose	Santa Clara	NA	Intermediate	NA	NA	NA	NA	NA	NA	NA	NA
15012	Acura-Honda Connection	San Jose	Santa Clara	NA	Intermediate	NA	NA	NA	NA	NA	NA	NA	NA
15013	California Kitchen	San Jose	Santa Clara	NA	Intermediate	NA	NA	NA	NA	NA	NA	NA	NA
15017	City of Brentwood	Brentwood	Contra Costa	NA	Intermediate	NA	NA	NA	NA	NA	NA	NA	NA
15086	Contra Costa County Schools Insurance Group	Pleasant Hill	Contra Costa	NA	Intermediate	NA	NA	NA	NA	NA	NA	NA	NA
15091	Praxair Distribution Inc	Pittsburg	Contra Costa	NA	Intermediate	NA	NA	NA	NA	NA	NA	NA	NA
15114	American Tower LP (8113 - Coyote Peak)	Coyote	Santa Clara	NA	Intermediate	NA	NA	NA	NA	NA	NA	NA	NA
15132	NOD Auto Body Shop Inc	South San Francisco	San Mateo	NA	Intermediate	NA	NA	NA	NA	NA	NA	NA	NA
15145	T K Auto Repair & Body Shop	El Cerrito	Contra Costa	NA	Intermediate	NA	NA	NA	NA	NA	NA	NA	NA
15152	Lynch & Son	San Rafael	Marin	NA	Intermediate	NA	NA	NA	NA	NA	NA	NA	NA
15154	Caliber Collision Center	San Rafael	Marin	NA	Intermediate	NA	NA	NA	NA	NA	NA	NA	NA
15173	NuStar Logistics L P	Pittsburg	Contra Costa	NA	Intermediate	NA	NA	NA	NA	NA	NA	NA	NA
15188	Automobile Collision Center	Hayward	Alameda	NA	Intermediate	NA	NA	NA	NA	NA	NA	NA	NA
15204	Six Sigma	Milpitas	Santa Clara	NA	Intermediate	NA	NA	NA	NA	NA	NA	NA	NA
15211	Wheel Techniques	Santa Clara	Santa Clara	NA	Intermediate	NA	NA	NA	NA	NA	NA	NA	NA
15216	Carstar Chilton Auto Body Eddy St	San Francisco	San Francisco	NA	Intermediate	NA	NA	NA	NA	NA	NA	NA	NA
15249	Akins Body Shop Inc	Palo Alto	Santa Clara	NA	Intermediate	NA	NA	NA	NA	NA	NA	NA	NA
15265	California Cycles	San Jose	Santa Clara	NA	Intermediate	NA	NA	NA	NA	NA	NA	NA	NA

Facility Number	Facility Name ⁽¹⁾ (1)See pp. 18-21 of the TAC Control Program Annual Report for important context regarding this data.	City	County	Rule 11-18 Ranking	AB2588 Priority Ranking	Cancer PS	Chronic PS	PS	PS Year	HRA Year	Cancer Risk (chances in a million)	Chronic Hazard Index	Acute Hazard Index
15268	Mission Valley Regional Occupational Program	Fremont	Alameda	NA	Intermediate	NA	NA	NA	NA	NA	NA	NA	NA
15271	Accurate Finishing	Santa Clara	Santa Clara	NA	Intermediate	NA	NA	NA	NA	NA	NA	NA	NA
15303	Solano Garbage Company	Fairfield	Solano	NA	Intermediate	NA	NA	NA	NA	NA	NA	NA	NA
15307	Sanmina - SCI	Newark	Alameda	NA	Intermediate	NA	NA	NA	NA	NA	NA	NA	NA
15311	Quality Collision NorCal LLC dba B&S Hacienda Auto Body	San Jose	Santa Clara	NA	Intermediate	NA	NA	NA	NA	NA	NA	NA	NA
15341	Club Quarters	San Francisco	San Francisco	NA	Intermediate	NA	NA	NA	NA	NA	NA	NA	NA
15342	Eurocraft Auto Body LLC	San Mateo	San Mateo	NA	Intermediate	NA	NA	NA	NA	NA	NA	NA	NA
15363	JEM America Corp	Fremont	Alameda	NA	Intermediate	NA	NA	NA	NA	NA	NA	NA	NA
15381	D & D Body Shop & Detail Club	San Mateo	San Mateo	NA	Intermediate	NA	NA	NA	NA	NA	NA	NA	NA
15396	Apex Auto Body	San Jose	Santa Clara	NA	Intermediate	NA	NA	NA	NA	NA	NA	NA	NA
15415	Pacific Auto Body Shop	Concord	Contra Costa	NA	Intermediate	NA	NA	NA	NA	NA	NA	NA	NA
15425	Reliance Auto Body & Repair	Hayward	Alameda	NA	Intermediate	NA	NA	NA	NA	NA	NA	NA	NA
15438	Boyd's Body Shop	Emeryville	Alameda	NA	Intermediate	NA	NA	NA	NA	NA	NA	NA	NA
15448	Enablence USA Component Inc	Fremont	Alameda	NA	Intermediate	NA	NA	NA	NA	NA	NA	NA	NA
15450	United Auto Collision Center Corp	Burlingame	San Mateo	NA	Intermediate	NA	NA	NA	NA	NA	NA	NA	NA
15498	Wellex Corporation	Fremont	Alameda	NA	Intermediate	NA	NA	NA	NA	NA	NA	NA	NA
15506	Electrical Equipment Co Inc	Petaluma	Sonoma	NA	Intermediate	NA	NA	NA	NA	NA	NA	NA	NA
15575	AAA Auto Repair Body & Paint	Hayward	Alameda	NA	Intermediate	NA	NA	NA	NA	NA	NA	NA	NA
15580	Caliber Collision Center	San Leandro	Alameda	NA	Intermediate	NA	NA	NA	NA	NA	NA	NA	NA
15591	MH Auto Repair & Body	Oakland	Alameda	NA	Intermediate	NA	NA	NA	NA	NA	NA	NA	NA
15605	Barking Dog Roasters	Sonoma	Sonoma	NA	Intermediate	NA	NA	NA	NA	NA	NA	NA	NA
15610	Ralphs Pugh Company	Benicia	Solano	NA	Intermediate	NA	NA	NA	NA	NA	NA	NA	NA
15708	Al's Custom Finishing Inc	Newark	Alameda	NA	Intermediate	NA	NA	NA	NA	NA	NA	NA	NA
15726	Consumers Auto Body Repair	San Francisco	San Francisco	NA	Intermediate	NA	NA	NA	NA	NA	NA	NA	NA
15727	California Waste Solutions	San Jose	Santa Clara	NA	Intermediate	NA	NA	NA	NA	NA	NA	NA	NA
15739	California Waste Solutions-10St Street	Oakland	Alameda	NA	Intermediate	NA	NA	NA	NA	NA	NA	NA	NA
15740	California Waste Solutions -Wood Street	Oakland	Alameda	NA	Intermediate	NA	NA	NA	NA	NA	NA	NA	NA
15765	Akon Incorp	San Jose	Santa Clara	NA	Intermediate	NA	NA	NA	NA	NA	NA	NA	NA
15769	Castillo Collision Repair	San Jose	Santa Clara	NA	Intermediate	NA	NA	NA	NA	NA	NA	NA	NA
15795	Chilton Auto Body	San Rafael	Marin	NA	Intermediate	NA	NA	NA	NA	NA	NA	NA	NA
15800	North Marin Water District	Dillon Beach	Marin	NA	Intermediate	NA	NA	NA	NA	NA	NA	NA	NA
15801	Viant Medical	Fremont	Alameda	NA	Intermediate	NA	NA	NA	NA	NA	NA	NA	NA
15802	Woodline Cabinets	Fairfield	Solano	NA	Intermediate	NA	NA	NA	NA	NA	NA	NA	NA
15832	Finish Line Collision LLC	San Jose	Santa Clara	NA	Intermediate	NA	NA	NA	NA	NA	NA	NA	NA
15836	F&S Finishing	Sunnyvale	Santa Clara	NA	Intermediate	NA	NA	NA	NA	NA	NA	NA	NA
15843	Target Corporation T-1472	Hayward	Alameda	NA	Intermediate	NA	NA	NA	NA	NA	NA	NA	NA
15844	Target Corporation #2238	San Jose	Santa Clara	NA	Intermediate	NA	NA	NA	NA	NA	NA	NA	NA
15852	Target Corporation -T0828	Livermore	Alameda	NA	Intermediate	NA	NA	NA	NA	NA	NA	NA	NA
15855	Target Corporation -T0330	Pleasant Hill	Contra Costa	NA	Intermediate	NA	NA	NA	NA	NA	NA	NA	NA
15866	MD Auto Body	Oakland	Alameda	NA	Intermediate	NA	NA	NA	NA	NA	NA	NA	NA
15868	Exchange Bank	Santa Rosa	Sonoma	NA	Intermediate	NA	NA	NA	NA	NA	NA	NA	NA
15878	Target Corporation - T0675	Fairfield	Solano	NA	Intermediate	NA	NA	NA	NA	NA	NA	NA	NA
15911	Target Corporation-T0626	San Jose	Santa Clara	NA	Intermediate	NA	NA	NA	NA	NA	NA	NA	NA
15920	Auto Body 101	San Mateo	San Mateo	NA	Intermediate	NA	NA	NA	NA	NA	NA	NA	NA
15923	Target Corporation T1926	Albany	Alameda	NA	Intermediate	NA	NA	NA	NA	NA	NA	NA	NA
15930	Europa Cars	Berkeley	Alameda	NA	Intermediate	NA	NA	NA	NA	NA	NA	NA	NA
15945	Coffee Catz	Sebastopol	Sonoma	NA	Intermediate	NA	NA	NA	NA	NA	NA	NA	NA
15951	A'Roma Roasters & Coffee House Inc	Santa Rosa	Sonoma	NA	Intermediate	NA	NA	NA	NA	NA	NA	NA	NA
15963	Caliber Collision Center	Vallejo	Solano	NA	Intermediate	NA	NA	NA	NA	NA	NA	NA	NA
15967	JP Finishing	Cotati	Sonoma	NA	Intermediate	NA	NA	NA	NA	NA	NA	NA	NA
15976	Target Corporation 192 T1927	San Jose	Santa Clara	NA	Intermediate	NA	NA	NA	NA	NA	NA	NA	NA
15978	Malm Fireplaces Inc	Santa Rosa	Sonoma	NA	Intermediate	NA	NA	NA	NA	NA	NA	NA	NA
15983	Anschutz Printing Company	San Francisco	San Francisco	NA	Intermediate	NA	NA	NA	NA	NA	NA	NA	NA
15996	Svensson Auto Body	Lafayette	Contra Costa	NA	Intermediate	NA	NA	NA	NA	NA	NA	NA	NA
16022	Johnson Matthey Inc	San Jose	Santa Clara	NA	Intermediate	NA	NA	NA	NA	NA	NA	NA	NA
16026	Phan-Custom Cabinets	San Jose	Santa Clara	NA	Intermediate	NA	NA	NA	NA	NA	NA	NA	NA
16032	M & S Collision	Santa Clara	Santa Clara	NA	Intermediate	NA	NA	NA	NA	NA	NA	NA	NA
16047	Graphic Enterprises Inc dba: Chromagraphics	Santa Rosa	Sonoma	NA	Intermediate	NA	NA	NA	NA	NA	NA	NA	NA
16061	Classic Auto Body	San Jose	Santa Clara	NA	Intermediate	NA	NA	NA	NA	NA	NA	NA	NA
16071	V-Tech Collision Center LLC	Oakland	Alameda	NA	Intermediate	NA	NA	NA	NA	NA	NA	NA	NA
16087	Flex Interconnect Technologies	Milpitas	Santa Clara	NA	Intermediate	NA	NA	NA	NA	NA	NA	NA	NA
16088	Millennium Metalcraft Inc	Fremont	Alameda	NA	Intermediate	NA	NA	NA	NA	NA	NA	NA	NA
16108	Dave's Body Shop	Mountain View	Santa Clara	NA	Intermediate	NA	NA	NA	NA	NA	NA	NA	NA
16146	Cummins Inc	San Leandro	Alameda	NA	Intermediate	NA	NA	NA	NA	NA	NA	NA	NA
16147	Atmaden Collision	San Jose	Santa Clara	NA	Intermediate	NA	NA	NA	NA	NA	NA	NA	NA

Facility Number	Facility Name ⁽¹⁾ (1)See pp. 18-21 of the TAC Control Program Annual Report for important context regarding this data.	City	County	Rule 11-18 Ranking	AB2588 Priority Ranking	Cancer PS	Chronic PS	PS	PS Year	HRA Year	Cancer Risk (chances in a million)	Chronic Hazard Index	Acute Hazard Index
16150	NRG Energy Center LLC	San Francisco	San Francisco	NA	Intermediate	NA	NA	NA	NA	NA	NA	NA	NA
16160	Sanmina Corporation	Fremont	Alameda	NA	Intermediate	NA	NA	NA	NA	NA	NA	NA	NA
16165	Comcast Cable Communications Inc	San Jose	Santa Clara	NA	Intermediate	NA	NA	NA	NA	NA	NA	NA	NA
16166	Comcast of California IX Inc	San Jose	Santa Clara	NA	Intermediate	NA	NA	NA	NA	NA	NA	NA	NA
16173	Stocklin Iron Inc	Santa Rosa	Sonoma	NA	Intermediate	NA	NA	NA	NA	NA	NA	NA	NA
16174	Pacific Hardwood Cabinetry	Santa Rosa	Sonoma	NA	Intermediate	NA	NA	NA	NA	NA	NA	NA	NA
16186	G & C Auto Body LLC	San Jose	Santa Clara	NA	Intermediate	NA	NA	NA	NA	NA	NA	NA	NA
16190	Castro Valley Sanitary District Pump Station 11	Castro Valley	Alameda	NA	Intermediate	NA	NA	NA	NA	NA	NA	NA	NA
16197	Global Power Group Inc	Pinole	Contra Costa	NA	Intermediate	NA	NA	NA	NA	NA	NA	NA	NA
16205	Goode Printing & Mailing	Rohnert Park	Sonoma	NA	Intermediate	NA	NA	NA	NA	NA	NA	NA	NA
16219	Fairchild Semiconductor Corp c/o Weiss Associates	San Rafael	Marin	NA	Intermediate	NA	NA	NA	NA	NA	NA	NA	NA
16233	Kaiser Permanente IVF Clinic	Fremont	Alameda	NA	Intermediate	NA	NA	NA	NA	NA	NA	NA	NA
16247	Macy's West Stores Inc (Santa Rosa Plaza)	Santa Rosa	Sonoma	NA	Intermediate	NA	NA	NA	NA	NA	NA	NA	NA
16261	Macy's Hilltop	Richmond	Contra Costa	NA	Intermediate	NA	NA	NA	NA	NA	NA	NA	NA
16267	Schoenstein & Co	Benicia	Solano	NA	Intermediate	NA	NA	NA	NA	NA	NA	NA	NA
16285	A & A Concrete Supply Inc	Suisun City	Solano	NA	Intermediate	NA	NA	NA	NA	NA	NA	NA	NA
16301	Coffee Market	Berkeley	Alameda	NA	Intermediate	NA	NA	NA	NA	NA	NA	NA	NA
16307	Abbott Nutrition	Fairfield	Solano	NA	Intermediate	NA	NA	NA	NA	NA	NA	NA	NA
16320	Rasmusen Painting	Napa	Napa	NA	Intermediate	NA	NA	NA	NA	NA	NA	NA	NA
16341	North Coast Laminates	Napa	Napa	NA	Intermediate	NA	NA	NA	NA	NA	NA	NA	NA
16342	Chow's Automotive Inc	San Francisco	San Francisco	NA	Intermediate	NA	NA	NA	NA	NA	NA	NA	NA
16353	Macy's West Stores Inc (Sunnyvale TC)	Sunnyvale	Santa Clara	NA	Intermediate	NA	NA	NA	NA	NA	NA	NA	NA
16364	Supreme Auto Body	San Carlos	San Mateo	NA	Intermediate	NA	NA	NA	NA	NA	NA	NA	NA
16373	Target Corporation #1984	San Jose	Santa Clara	NA	Intermediate	NA	NA	NA	NA	NA	NA	NA	NA
16391	JC Penny Company Store #J0334-3	Fairfield	Solano	NA	Intermediate	NA	NA	NA	NA	NA	NA	NA	NA
16396	JC Penny Company Store #J1923-2	San Jose	Santa Clara	NA	Intermediate	NA	NA	NA	NA	NA	NA	NA	NA
16397	JC Penney Co Store #J1509-9	Santa Rosa	Sonoma	NA	Intermediate	NA	NA	NA	NA	NA	NA	NA	NA
16413	Karry's Collision Center	San Francisco	San Francisco	NA	Intermediate	NA	NA	NA	NA	NA	NA	NA	NA
16414	Mercurio Brothers Printing	Berkeley	Alameda	NA	Intermediate	NA	NA	NA	NA	NA	NA	NA	NA
16416	Sonoma Auto Collision	Vallejo	Solano	NA	Intermediate	NA	NA	NA	NA	NA	NA	NA	NA
16458	California Drawers	Morgan Hill	Santa Clara	NA	Intermediate	NA	NA	NA	NA	NA	NA	NA	NA
16461	Catahoula Coffee Company	Richmond	Contra Costa	NA	Intermediate	NA	NA	NA	NA	NA	NA	NA	NA
16468	Verizon Wireless (Clinton Dr)	Foster City	San Mateo	NA	Intermediate	NA	NA	NA	NA	NA	NA	NA	NA
16472	R G Fine Finishes Inc	Santa Clara	Santa Clara	NA	Intermediate	NA	NA	NA	NA	NA	NA	NA	NA
16482	Vallejo's Auto Body	San Bruno	San Mateo	NA	Intermediate	NA	NA	NA	NA	NA	NA	NA	NA
16486	Authentic Finishing	Campbell	Santa Clara	NA	Intermediate	NA	NA	NA	NA	NA	NA	NA	NA
16510	AutoBody SPA	San Francisco	San Francisco	NA	Intermediate	NA	NA	NA	NA	NA	NA	NA	NA
16545	Ecology Control Industries Inc	Richmond	Contra Costa	NA	Intermediate	NA	NA	NA	NA	NA	NA	NA	NA
16551	Baumar	San Francisco	San Francisco	NA	Intermediate	NA	NA	NA	NA	NA	NA	NA	NA
16567	Shotwell's Auto Body	Petaluma	Sonoma	NA	Intermediate	NA	NA	NA	NA	NA	NA	NA	NA
16577	Saxco Torque Converters Inc	San Jose	Santa Clara	NA	Intermediate	NA	NA	NA	NA	NA	NA	NA	NA
16612	Vision Auto Collision Center	Newark	Alameda	NA	Intermediate	NA	NA	NA	NA	NA	NA	NA	NA
16633	WIT Sales And Refining	San Jose	Santa Clara	NA	Intermediate	NA	NA	NA	NA	NA	NA	NA	NA
16666	Almaden Welding	San Jose	Santa Clara	NA	Intermediate	NA	NA	NA	NA	NA	NA	NA	NA
16669	Bonner Processing Inc	Livermore	Alameda	NA	Intermediate	NA	NA	NA	NA	NA	NA	NA	NA
16680	I D O Cabinet Inc	San Francisco	San Francisco	NA	Intermediate	NA	NA	NA	NA	NA	NA	NA	NA
16698	Jay's Auto Body Center	San Francisco	San Francisco	NA	Intermediate	NA	NA	NA	NA	NA	NA	NA	NA
16727	Tuff Shed Inc	Rohnert Park	Sonoma	NA	Intermediate	NA	NA	NA	NA	NA	NA	NA	NA
16744	Almaden Body & Paint	San Jose	Santa Clara	NA	Intermediate	NA	NA	NA	NA	NA	NA	NA	NA
16753	E & S Auto Collision Inc	South San Francisco	San Mateo	NA	Intermediate	NA	NA	NA	NA	NA	NA	NA	NA
16756	AT&T Mobility /AT&T Services	Crockett	Contra Costa	NA	Intermediate	NA	NA	NA	NA	NA	NA	NA	NA
16758	New Cingular Wireless PCS LLC dba AT&T Mobility	Bolinas	Marin	NA	Intermediate	NA	NA	NA	NA	NA	NA	NA	NA
16764	New Cingular Wireless PCS LLC dba AT&T Mobility	Mill Valley	Marin	NA	Intermediate	NA	NA	NA	NA	NA	NA	NA	NA
16774	Environmental Abrasive Blasting & Coating	Martinez	Contra Costa	NA	Intermediate	NA	NA	NA	NA	NA	NA	NA	NA
16783	Alta Vista Cremation & Funeral Services	Pacheco	Contra Costa	NA	Intermediate	NA	NA	NA	NA	NA	NA	NA	NA
16797	Housing Alliance LP c/o The John Stewart Company	Castro Valley	Alameda	NA	Intermediate	NA	NA	NA	NA	NA	NA	NA	NA
16814	Signature Body Shop	South San Francisco	San Mateo	NA	Intermediate	NA	NA	NA	NA	NA	NA	NA	NA
16818	Gradetech Inc	Pittsburg	Contra Costa	NA	Intermediate	NA	NA	NA	NA	NA	NA	NA	NA
16849	Sen's Antiques Inc	South San Francisco	San Mateo	NA	Intermediate	NA	NA	NA	NA	NA	NA	NA	NA
16865	Joe's Custom Finishing	San Jose	Santa Clara	NA	Intermediate	NA	NA	NA	NA	NA	NA	NA	NA
16870	ENS Technology LLC	Santa Clara	Santa Clara	NA	Intermediate	NA	NA	NA	NA	NA	NA	NA	NA

Facility Number	Facility Name ⁽¹⁾ (1)See pp. 18-21 of the TAC Control Program Annual Report for important context regarding this data.	City	County	Rule 11-18 Ranking	AB2588 Priority Ranking	Cancer PS	Chronic PS	PS	PS Year	HRA Year	Cancer Risk (chances in a million)	Chronic Hazard Index	Acute Hazard Index
16875	Las Gallinas Valley Sanitary District	San Rafael	Marin	NA	Intermediate	NA	NA	NA	NA	NA	NA	NA	NA
16900	Pacific Gas & Electric Co	Oakley	Contra Costa	NA	Intermediate	NA	NA	NA	NA	NA	NA	NA	NA
16902	Town of Windsor	Windsor	Sonoma	NA	Intermediate	NA	NA	NA	NA	NA	NA	NA	NA
16926	Altes Manufacturing Inc	San Leandro	Alameda	NA	Intermediate	NA	NA	NA	NA	NA	NA	NA	NA
16931	Marin Furniture Clinic	San Rafael	Marin	NA	Intermediate	NA	NA	NA	NA	NA	NA	NA	NA
16936	Fischer Construction & Design	Santa Clara	Santa Clara	NA	Intermediate	NA	NA	NA	NA	NA	NA	NA	NA
16950	Hand Crafted Cabinets	Santa Clara	Santa Clara	NA	Intermediate	NA	NA	NA	NA	NA	NA	NA	NA
16963	Nguyen Auto Body and Repair	San Jose	Santa Clara	NA	Intermediate	NA	NA	NA	NA	NA	NA	NA	NA
16975	Moraga-Orinda Fire Station #44	Orinda	Contra Costa	NA	Intermediate	NA	NA	NA	NA	NA	NA	NA	NA
16982	Fremont Recycling and Transfer Station	Fremont	Alameda	NA	Intermediate	NA	NA	NA	NA	NA	NA	NA	NA
16984	Gary Migale-Painting Contractor	Novato	Marin	NA	Intermediate	NA	NA	NA	NA	NA	NA	NA	NA
16999	E Finishing	Santa Clara	Santa Clara	NA	Intermediate	NA	NA	NA	NA	NA	NA	NA	NA
17000	Choice Auto Body	Santa Clara	Santa Clara	NA	Intermediate	NA	NA	NA	NA	NA	NA	NA	NA
17023	Dynamic Automotive	San Francisco	San Francisco	NA	Intermediate	NA	NA	NA	NA	NA	NA	NA	NA
17036	S & T International Auto Body	San Francisco	San Francisco	NA	Intermediate	NA	NA	NA	NA	NA	NA	NA	NA
17062	Bay Area Coffee Inc	Benicia	Solano	NA	Intermediate	NA	NA	NA	NA	NA	NA	NA	NA
17080	City of Gilroy	Gilroy	Santa Clara	NA	Intermediate	NA	NA	NA	NA	NA	NA	NA	NA
17087	Verizon Wireless (Corte Madera)	Corte Madera	Marin	NA	Intermediate	NA	NA	NA	NA	NA	NA	NA	NA
17180	Body & Frame Specialists	Santa Clara	Santa Clara	NA	Intermediate	NA	NA	NA	NA	NA	NA	NA	NA
17182	Camp Parks Communications Annex/LA Air Force Base	Dublin	Alameda	NA	Intermediate	NA	NA	NA	NA	NA	NA	NA	NA
17184	AKW Auto Corporation	San Jose	Santa Clara	NA	Intermediate	NA	NA	NA	NA	NA	NA	NA	NA
17192	Transon Autobody & Paint	San Jose	Santa Clara	NA	Intermediate	NA	NA	NA	NA	NA	NA	NA	NA
17197	RG Motors and Auto Body	Concord	Contra Costa	NA	Intermediate	NA	NA	NA	NA	NA	NA	NA	NA
17206	Spectrum Lithograph	Fremont	Alameda	NA	Intermediate	NA	NA	NA	NA	NA	NA	NA	NA
17254	Professional Finishing Inc	Richmond	Contra Costa	NA	Intermediate	NA	NA	NA	NA	NA	NA	NA	NA
17262	Mission Valley Coffee Roasting Co	Fremont	Alameda	NA	Intermediate	NA	NA	NA	NA	NA	NA	NA	NA
17263	San Carlos Collision	San Carlos	San Mateo	NA	Intermediate	NA	NA	NA	NA	NA	NA	NA	NA
17281	Cambron Auto Body Inc	San Carlos	San Mateo	NA	Intermediate	NA	NA	NA	NA	NA	NA	NA	NA
17288	Precision Auto Body	South San Francisco	San Mateo	NA	Intermediate	NA	NA	NA	NA	NA	NA	NA	NA
17307	Motorized Inc	Fremont	Alameda	NA	Intermediate	NA	NA	NA	NA	NA	NA	NA	NA
17309	A & W Auto Body	San Bruno	San Mateo	NA	Intermediate	NA	NA	NA	NA	NA	NA	NA	NA
17312	Geo Restoration Inc (Unit #5)	San Jose	Santa Clara	NA	Intermediate	NA	NA	NA	NA	NA	NA	NA	NA
17316	Poly Cleaners	San Jose	Santa Clara	NA	Intermediate	NA	NA	NA	NA	NA	NA	NA	NA
17331	McCarty's Bike Auto & RV	San Pablo	Contra Costa	NA	Intermediate	NA	NA	NA	NA	NA	NA	NA	NA
17341	ARCADIS US Inc	Oakland	Alameda	NA	Intermediate	NA	NA	NA	NA	NA	NA	NA	NA
17380	Savy Autobody	Richmond	Contra Costa	NA	Intermediate	NA	NA	NA	NA	NA	NA	NA	NA
17386	Broadcom Limited	Sunnyvale	Santa Clara	NA	Intermediate	NA	NA	NA	NA	NA	NA	NA	NA
17395	Dream's Auto Body Collision Center	Pinole	Contra Costa	NA	Intermediate	NA	NA	NA	NA	NA	NA	NA	NA
17402	Granite Transformations	Fairfield	Solano	NA	Intermediate	NA	NA	NA	NA	NA	NA	NA	NA
17403	Napa Recycling & Waste Services	Napa	Napa	NA	Intermediate	NA	NA	NA	NA	NA	NA	NA	NA
17414	AT&T Mobility / AT & T Services	Benicia	Solano	NA	Intermediate	NA	NA	NA	NA	NA	NA	NA	NA
17416	AT&T /AT&T Services	Brentwood	Contra Costa	NA	Intermediate	NA	NA	NA	NA	NA	NA	NA	NA
17418	New Cingular Wireless PCS LLC dba AT&T Mobility	Livermore	Alameda	NA	Intermediate	NA	NA	NA	NA	NA	NA	NA	NA
17427	AT&T Mobility /AT&T Services	Castro Valley	Alameda	NA	Intermediate	NA	NA	NA	NA	NA	NA	NA	NA
17434	Target Store T-0737	Pinole	Contra Costa	NA	Intermediate	NA	NA	NA	NA	NA	NA	NA	NA
17435	Target Store T-2088	San Jose	Santa Clara	NA	Intermediate	NA	NA	NA	NA	NA	NA	NA	NA
17447	B Wood Cabinet Painting Inc	Brentwood	Contra Costa	NA	Intermediate	NA	NA	NA	NA	NA	NA	NA	NA
17519	JB Piano Company	San Rafael	Marin	NA	Intermediate	NA	NA	NA	NA	NA	NA	NA	NA
17539	CEMEX Construction Materials LP	Antioch	Contra Costa	NA	Intermediate	NA	NA	NA	NA	NA	NA	NA	NA
17547	JL Precision/International Spray Painting	San Jose	Santa Clara	NA	Intermediate	NA	NA	NA	NA	NA	NA	NA	NA
17560	Mission Foods	Hayward	Alameda	NA	Intermediate	NA	NA	NA	NA	NA	NA	NA	NA
17566	Vintage 99 Label	Livermore	Alameda	NA	Intermediate	NA	NA	NA	NA	NA	NA	NA	NA
17570	AT&T Mobility /AT&T Services	San Quentin	Marin	NA	Intermediate	NA	NA	NA	NA	NA	NA	NA	NA
17576	Olson Brothers Body Shop	Milpitas	Santa Clara	NA	Intermediate	NA	NA	NA	NA	NA	NA	NA	NA
17578	Target Store T-1819	Antioch	Contra Costa	NA	Intermediate	NA	NA	NA	NA	NA	NA	NA	NA
17586	Global Power Group Inc (Toys "R" Us) - 5825	Pittsburg	Contra Costa	NA	Intermediate	NA	NA	NA	NA	NA	NA	NA	NA
17590	Global Power Group Inc (Toys "R" Us) - 5811	Dublin	Alameda	NA	Intermediate	NA	NA	NA	NA	NA	NA	NA	NA
17591	Global Power Group Inc (Toys "R" Us) - 5845	San Mateo	San Mateo	NA	Intermediate	NA	NA	NA	NA	NA	NA	NA	NA
17592	Global Power Group Inc (Toys "R" Us) - 5829	San Rafael	Marin	NA	Intermediate	NA	NA	NA	NA	NA	NA	NA	NA
17646	Benz Collision Center	Redwood City	San Mateo	NA	Intermediate	NA	NA	NA	NA	NA	NA	NA	NA
17663	Concord Autobody	Concord	Contra Costa	NA	Intermediate	NA	NA	NA	NA	NA	NA	NA	NA
17671	AsteelFlash USA Corp	Fremont	Alameda	NA	Intermediate	NA	NA	NA	NA	NA	NA	NA	NA

Facility Number	Facility Name ⁽¹⁾ (1)See pp. 18-21 of the TAC Control Program Annual Report for important context regarding this data.	City	County	Rule 11-18 Ranking	AB2588 Priority Ranking	Cancer PS	Chronic PS	PS	PS Year	HRA Year	Cancer Risk (chances in a million)	Chronic Hazard Index	Acute Hazard Index
17672	Sanrio Inc	South San Francisco	San Mateo	NA	Intermediate	NA	NA	NA	NA	NA	NA	NA	NA
17681	City of San Leandro	San Leandro	Alameda	NA	Intermediate	NA	NA	NA	NA	NA	NA	NA	NA
17697	Hustead's Collision Center	Berkeley	Alameda	NA	Intermediate	NA	NA	NA	NA	NA	NA	NA	NA
17723	Jaeckel's Body and Paint	Fairfield	Solano	NA	Intermediate	NA	NA	NA	NA	NA	NA	NA	NA
17755	DeSilva Gates Construction	Dublin	Alameda	NA	Intermediate	NA	NA	NA	NA	NA	NA	NA	NA
17762	Allied Crane Inc	Pittsburg	Contra Costa	NA	Intermediate	NA	NA	NA	NA	NA	NA	NA	NA
17764	Crash Champions - San Mateo	San Mateo	San Mateo	NA	Intermediate	NA	NA	NA	NA	NA	NA	NA	NA
17768	Multi Craft Auto Body Inc	Burlingame	San Mateo	NA	Intermediate	NA	NA	NA	NA	NA	NA	NA	NA
17772	WAFAB International	Livermore	Alameda	NA	Intermediate	NA	NA	NA	NA	NA	NA	NA	NA
17776	DenBeste Transportation Inc	Santa Rosa	Sonoma	NA	Intermediate	NA	NA	NA	NA	NA	NA	NA	NA
17784	Tuc's Auto Body & Paint	San Jose	Santa Clara	NA	Intermediate	NA	NA	NA	NA	NA	NA	NA	NA
17790	W R Meadows Inc /Western Div	Benicia	Solano	NA	Intermediate	NA	NA	NA	NA	NA	NA	NA	NA
17793	Recology South Bay	San Jose	Santa Clara	NA	Intermediate	NA	NA	NA	NA	NA	NA	NA	NA
17824	Agricultural Bag Mfg Inc	Oakland	Alameda	NA	Intermediate	NA	NA	NA	NA	NA	NA	NA	NA
17839	Intergrated Manufacturing Group LLC	Livermore	Alameda	NA	Intermediate	NA	NA	NA	NA	NA	NA	NA	NA
17841	Guanella Auto Body	Santa Rosa	Sonoma	NA	Intermediate	NA	NA	NA	NA	NA	NA	NA	NA
17845	Too Good Auto Body	San Francisco	San Francisco	NA	Intermediate	NA	NA	NA	NA	NA	NA	NA	NA
17852	Target Store T-2185	Hayward	Alameda	NA	Intermediate	NA	NA	NA	NA	NA	NA	NA	NA
17853	Neo Auto Works	Oakland	Alameda	NA	Intermediate	NA	NA	NA	NA	NA	NA	NA	NA
17854	The Ideal Body Shop	Vallejo	Solano	NA	Intermediate	NA	NA	NA	NA	NA	NA	NA	NA
17857	City of Suisun City-Fire Dept	Suisun City	Solano	NA	Intermediate	NA	NA	NA	NA	NA	NA	NA	NA
17886	DNA Automotive	San Rafael	Marin	NA	Intermediate	NA	NA	NA	NA	NA	NA	NA	NA
17887	Applied Ceramics Inc	Fremont	Alameda	NA	Intermediate	NA	NA	NA	NA	NA	NA	NA	NA
17893	F & M Steel Fabricators Inc	Vallejo	Solano	NA	Intermediate	NA	NA	NA	NA	NA	NA	NA	NA
17917	Herbert's Wood Finishing	Redwood City	San Mateo	NA	Intermediate	NA	NA	NA	NA	NA	NA	NA	NA
17923	Austin Creek Ready Mix Inc	Santa Rosa	Sonoma	NA	Intermediate	NA	NA	NA	NA	NA	NA	NA	NA
17939	Sierra Pacific Properties Inc	Walnut Creek	Contra Costa	NA	Intermediate	NA	NA	NA	NA	NA	NA	NA	NA
17958	Arnold's Metal Finishing	Santa Clara	Santa Clara	NA	Intermediate	NA	NA	NA	NA	NA	NA	NA	NA
17966	Harrison SF Auto Body and Muffler	San Francisco	San Francisco	NA	Intermediate	NA	NA	NA	NA	NA	NA	NA	NA
17967	G S Cosmeceutical USA Inc	Livermore	Alameda	NA	Intermediate	NA	NA	NA	NA	NA	NA	NA	NA
17981	M & S Collision	Milpitas	Santa Clara	NA	Intermediate	NA	NA	NA	NA	NA	NA	NA	NA
17985	Eagle Rock Aggregate Inc	Richmond	Contra Costa	NA	Intermediate	NA	NA	NA	NA	NA	NA	NA	NA
18017	Carneros Village Lofts	Sonoma	Sonoma	NA	Intermediate	NA	NA	NA	NA	NA	NA	NA	NA
18020	Rianda Painting	San Jose	Santa Clara	NA	Intermediate	NA	NA	NA	NA	NA	NA	NA	NA
18045	Mashore Auto Body & Paint	Brentwood	Contra Costa	NA	Intermediate	NA	NA	NA	NA	NA	NA	NA	NA
18053	Grace Body Shop	South San Francisco	San Mateo	NA	Intermediate	NA	NA	NA	NA	NA	NA	NA	NA
18055	A & V Auto Body Repair	Hayward	Alameda	NA	Intermediate	NA	NA	NA	NA	NA	NA	NA	NA
18066	Menlo Business Park LLC	Menlo Park	San Mateo	NA	Intermediate	NA	NA	NA	NA	NA	NA	NA	NA
18086	Restoration Auto Body	El Sobrante	Contra Costa	NA	Intermediate	NA	NA	NA	NA	NA	NA	NA	NA
18105	Perfect Wood Solutions	Campbell	Santa Clara	NA	Intermediate	NA	NA	NA	NA	NA	NA	NA	NA
18106	Auto Masters Custom	Belmont	San Mateo	NA	Intermediate	NA	NA	NA	NA	NA	NA	NA	NA
18164	Verizon Wireless (North Fairfield)	Fairfield	Solano	NA	Intermediate	NA	NA	NA	NA	NA	NA	NA	NA
18174	Siemens Healthcare Diagnostics Inc	Berkeley	Alameda	NA	Intermediate	NA	NA	NA	NA	NA	NA	NA	NA
18197	Olson Steel	San Leandro	Alameda	NA	Intermediate	NA	NA	NA	NA	NA	NA	NA	NA
18212	Toray Advanced Composites	Morgan Hill	Santa Clara	NA	Intermediate	NA	NA	NA	NA	NA	NA	NA	NA
18226	D Rods Street Rods	San Jose	Santa Clara	NA	Intermediate	NA	NA	NA	NA	NA	NA	NA	NA
18230	Fairfield Chevrolet Cadillac Isuzu Truck	Fairfield	Solano	NA	Intermediate	NA	NA	NA	NA	NA	NA	NA	NA
18238	Valet Organizers Inc	Campbell	Santa Clara	NA	Intermediate	NA	NA	NA	NA	NA	NA	NA	NA
18249	Antioch Building Materials	Brentwood	Contra Costa	NA	Intermediate	NA	NA	NA	NA	NA	NA	NA	NA
18255	Air Liquide Inc	Fremont	Alameda	NA	Intermediate	NA	NA	NA	NA	NA	NA	NA	NA
18268	Sierra Pacific	Oakland	Alameda	NA	Intermediate	NA	NA	NA	NA	NA	NA	NA	NA
18290	Thomas Swan Sign Company	Richmond	Contra Costa	NA	Intermediate	NA	NA	NA	NA	NA	NA	NA	NA
18302	Gold Star Auto Body Shop Inc	South San Francisco	San Mateo	NA	Intermediate	NA	NA	NA	NA	NA	NA	NA	NA
18304	Save Mart Supermarkets #704	Castro Valley	Alameda	NA	Intermediate	NA	NA	NA	NA	NA	NA	NA	NA
18305	Lucky #730	Napa	Napa	NA	Intermediate	NA	NA	NA	NA	NA	NA	NA	NA
18309	Lucky #766	San Jose	Santa Clara	NA	Intermediate	NA	NA	NA	NA	NA	NA	NA	NA
18311	Lucky #773	Santa Clara	Santa Clara	NA	Intermediate	NA	NA	NA	NA	NA	NA	NA	NA
18318	Lucky #715	Hayward	Alameda	NA	Intermediate	NA	NA	NA	NA	NA	NA	NA	NA
18319	Lucky #756	San Francisco	San Francisco	NA	Intermediate	NA	NA	NA	NA	NA	NA	NA	NA
18321	Lucky #713	Fremont	Alameda	NA	Intermediate	NA	NA	NA	NA	NA	NA	NA	NA
18322	Lucky #712	Fremont	Alameda	NA	Intermediate	NA	NA	NA	NA	NA	NA	NA	NA
18324	Lucky #745	Redwood City	San Mateo	NA	Intermediate	NA	NA	NA	NA	NA	NA	NA	NA
18329	Lucky #716	Hayward	Alameda	NA	Intermediate	NA	NA	NA	NA	NA	NA	NA	NA
18330	Food Maxx #483	San Jose	Santa Clara	NA	Intermediate	NA	NA	NA	NA	NA	NA	NA	NA
18331	Lucky #742	Pinole	Contra Costa	NA	Intermediate	NA	NA	NA	NA	NA	NA	NA	NA
18333	Food Maxx #480	Brentwood	Contra Costa	NA	Intermediate	NA	NA	NA	NA	NA	NA	NA	NA

Facility Number	Facility Name ⁽¹⁾ (1)See pp. 18-21 of the TAC Control Program Annual Report for important context regarding this data.	City	County	Rule 11-18 Ranking	AB2588 Priority Ranking	Cancer PS	Chronic PS	PS	PS Year	HRA Year	Cancer Risk (chances in a million)	Chronic Hazard Index	Acute Hazard Index
18334	Lucky #767	San Leandro	Alameda	NA	Intermediate	NA	NA	NA	NA	NA	NA	NA	NA
18335	Lucky #777	Sebastopol	Sonoma	NA	Intermediate	NA	NA	NA	NA	NA	NA	NA	NA
18338	Lucky #740	Petaluma	Sonoma	NA	Intermediate	NA	NA	NA	NA	NA	NA	NA	NA
18339	Lucky #778	Sonoma	Sonoma	NA	Intermediate	NA	NA	NA	NA	NA	NA	NA	NA
18340	Lucky #768	San Lorenzo	Alameda	NA	Intermediate	NA	NA	NA	NA	NA	NA	NA	NA
18341	Lucky #721	Livermore	Alameda	NA	Intermediate	NA	NA	NA	NA	NA	NA	NA	NA
18343	Lucky's # 725	Martinez	Contra Costa	NA	Intermediate	NA	NA	NA	NA	NA	NA	NA	NA
18348	Lucky #770	San Ramon	Contra Costa	NA	Intermediate	NA	NA	NA	NA	NA	NA	NA	NA
18349	Lucky #709	El Cerrito	Contra Costa	NA	Intermediate	NA	NA	NA	NA	NA	NA	NA	NA
18350	Lucky #732	Novato	Marin	NA	Intermediate	NA	NA	NA	NA	NA	NA	NA	NA
18357	MCBR Lloyd's Custom Woodwork	Concord	Contra Costa	NA	Intermediate	NA	NA	NA	NA	NA	NA	NA	NA
18365	FedEx Freight Inc	Santa Clara	Santa Clara	NA	Intermediate	NA	NA	NA	NA	NA	NA	NA	NA
18372	Leewood Press Inc	San Francisco	San Francisco	NA	Intermediate	NA	NA	NA	NA	NA	NA	NA	NA
18384	Target Corporation #T2252	Morgan Hill	Santa Clara	NA	Intermediate	NA	NA	NA	NA	NA	NA	NA	NA
18385	ePAC	San Leandro	Alameda	NA	Intermediate	NA	NA	NA	NA	NA	NA	NA	NA
18388	Evoqua Water Technologies	Milpitas	Santa Clara	NA	Intermediate	NA	NA	NA	NA	NA	NA	NA	NA
18396	Marty's Chop Shop	Campbell	Santa Clara	NA	Intermediate	NA	NA	NA	NA	NA	NA	NA	NA
18403	Grundfos CBS Inc	Hayward	Alameda	NA	Intermediate	NA	NA	NA	NA	NA	NA	NA	NA
18418	Golden Gate Petroleum Company	San Jose	Santa Clara	NA	Intermediate	NA	NA	NA	NA	NA	NA	NA	NA
18426	Wess-Del Incorporated	San Jose	Santa Clara	NA	Intermediate	NA	NA	NA	NA	NA	NA	NA	NA
18431	Continental Auto Body of Emeryville	Emeryville	Alameda	NA	Intermediate	NA	NA	NA	NA	NA	NA	NA	NA
18437	AT&T Mobility /AT&T Services	Petaluma	Sonoma	NA	Intermediate	NA	NA	NA	NA	NA	NA	NA	NA
18438	Charles Henry Company - Cars Dawydiak Inc	San Francisco	San Francisco	NA	Intermediate	NA	NA	NA	NA	NA	NA	NA	NA
18452	Proline Auto Body Service	San Mateo	San Mateo	NA	Intermediate	NA	NA	NA	NA	NA	NA	NA	NA
18457	Top Dawg Modular Service	Fremont	Alameda	NA	Intermediate	NA	NA	NA	NA	NA	NA	NA	NA
18459	Orchard Valley Coffee	Campbell	Santa Clara	NA	Intermediate	NA	NA	NA	NA	NA	NA	NA	NA
18467	Fix Auto Vallejo	Vallejo	Solano	NA	Intermediate	NA	NA	NA	NA	NA	NA	NA	NA
18468	Sherwin-Williams Company #4394	San Leandro	Alameda	NA	Intermediate	NA	NA	NA	NA	NA	NA	NA	NA
18479	Solage Calistoga	Calistoga	Napa	NA	Intermediate	NA	NA	NA	NA	NA	NA	NA	NA
18480	Maroc Painting Inc	Richmond	Contra Costa	NA	Intermediate	NA	NA	NA	NA	NA	NA	NA	NA
18511	Royal Auto Limo Repair Inc	South San Francisco	San Mateo	NA	Intermediate	NA	NA	NA	NA	NA	NA	NA	NA
18540	Landa's Painting and Finishing	Fremont	Alameda	NA	Intermediate	NA	NA	NA	NA	NA	NA	NA	NA
18560	Rick's Cafe	Los Altos	Santa Clara	NA	Intermediate	NA	NA	NA	NA	NA	NA	NA	NA
18567	Concrete Designs	Morgan Hill	Santa Clara	NA	Intermediate	NA	NA	NA	NA	NA	NA	NA	NA
18579	H & H Auto Collision Inc	Oakland	Alameda	NA	Intermediate	NA	NA	NA	NA	NA	NA	NA	NA
18598	Central Concrete Supply Co Inc	Martinez	Contra Costa	NA	Intermediate	NA	NA	NA	NA	NA	NA	NA	NA
18606	Target Corporation T2281	San Jose	Santa Clara	NA	Intermediate	NA	NA	NA	NA	NA	NA	NA	NA
18608	Crash Champions LLC	Alameda	Alameda	NA	Intermediate	NA	NA	NA	NA	NA	NA	NA	NA
18613	Clean Harbors Environmental Services Inc	Redwood City	San Mateo	NA	Intermediate	NA	NA	NA	NA	NA	NA	NA	NA
18618	Unique Elevator Interiors LLC	Alameda	Alameda	NA	Intermediate	NA	NA	NA	NA	NA	NA	NA	NA
18619	Xtreme Auto & Truck Collision Repair	Union City	Alameda	NA	Intermediate	NA	NA	NA	NA	NA	NA	NA	NA
18620	World Metal Finishing	Santa Clara	Santa Clara	NA	Intermediate	NA	NA	NA	NA	NA	NA	NA	NA
18624	Napa Sanitation District	Napa	Napa	NA	Intermediate	NA	NA	NA	NA	NA	NA	NA	NA
18629	SF Body & Paint	San Francisco	San Francisco	NA	Intermediate	NA	NA	NA	NA	NA	NA	NA	NA
18632	Arco AB LLC	South San Francisco	San Mateo	NA	Intermediate	NA	NA	NA	NA	NA	NA	NA	NA
18634	Dynamic Auto Body	San Jose	Santa Clara	NA	Intermediate	NA	NA	NA	NA	NA	NA	NA	NA
18640	A & F Auto Body Repair	San Bruno	San Mateo	NA	Intermediate	NA	NA	NA	NA	NA	NA	NA	NA
18642	PABCO Gypsum	Redwood City	San Mateo	NA	Intermediate	NA	NA	NA	NA	NA	NA	NA	NA
18654	Lee Auto Body and Mechanic Inc	San Francisco	San Francisco	NA	Intermediate	NA	NA	NA	NA	NA	NA	NA	NA
18679	AT & T /Mobility	Novato	Marin	NA	Intermediate	NA	NA	NA	NA	NA	NA	NA	NA
18682	Merrill Residence	Rutherford	Napa	NA	Intermediate	NA	NA	NA	NA	NA	NA	NA	NA
18694	Fix Auto - Gilroy	Gilroy	Santa Clara	NA	Intermediate	NA	NA	NA	NA	NA	NA	NA	NA
18696	Cupertino Body Shop Inc	Campbell	Santa Clara	NA	Intermediate	NA	NA	NA	NA	NA	NA	NA	NA
18698	Bedford Auto Body	Mountain View	Santa Clara	NA	Intermediate	NA	NA	NA	NA	NA	NA	NA	NA
18700	Heinzen Manufacturing Inc	Gilroy	Santa Clara	NA	Intermediate	NA	NA	NA	NA	NA	NA	NA	NA
18709	Kauth Bros Inc	Santa Rosa	Sonoma	NA	Intermediate	NA	NA	NA	NA	NA	NA	NA	NA
18717	Iron Dog Fabrication Inc	Santa Rosa	Sonoma	NA	Intermediate	NA	NA	NA	NA	NA	NA	NA	NA
18732	County of Marin Cardinal Road Pump Station	Mill Valley	Marin	NA	Intermediate	NA	NA	NA	NA	NA	NA	NA	NA
18739	Legacy Cultured Marble	Newark	Alameda	NA	Intermediate	NA	NA	NA	NA	NA	NA	NA	NA
18750	Alvarado Street Bakery	Petaluma	Sonoma	NA	Intermediate	NA	NA	NA	NA	NA	NA	NA	NA
18756	M C Auto Body	San Bruno	San Mateo	NA	Intermediate	NA	NA	NA	NA	NA	NA	NA	NA
18760	Pure Wafer Inc	San Jose	Santa Clara	NA	Intermediate	NA	NA	NA	NA	NA	NA	NA	NA
18798	RG Fine Finishing	Sebastopol	Sonoma	NA	Intermediate	NA	NA	NA	NA	NA	NA	NA	NA
18803	JC Penney Company c/o PSI	Antioch	Contra Costa	NA	Intermediate	NA	NA	NA	NA	NA	NA	NA	NA

Facility Number	Facility Name ⁽¹⁾ (1)See pp. 18-21 of the TAC Control Program Annual Report for important context regarding this data.	City	County	Rule 11-18 Ranking	AB2588 Priority Ranking	Cancer PS	Chronic PS	PS	PS Year	HRA Year	Cancer Risk (chances in a million)	Chronic Hazard Index	Acute Hazard Index
18839	Bay One Auto Body	Oakland	Alameda	NA	Intermediate	NA	NA	NA	NA	NA	NA	NA	NA
18860	The Coffee Roastery	Fairfax	Marin	NA	Intermediate	NA	NA	NA	NA	NA	NA	NA	NA
18861	Whole Foods Market California	Oakland	Alameda	NA	Intermediate	NA	NA	NA	NA	NA	NA	NA	NA
18864	City of Calistoga	Calistoga	Napa	NA	Intermediate	NA	NA	NA	NA	NA	NA	NA	NA
18865	Farben Inc	Hayward	Alameda	NA	Intermediate	NA	NA	NA	NA	NA	NA	NA	NA
18868	Unimax Auto Craft	San Leandro	Alameda	NA	Intermediate	NA	NA	NA	NA	NA	NA	NA	NA
18879	Allied Crematory	Suisun City	Solano	NA	Intermediate	NA	NA	NA	NA	NA	NA	NA	NA
18924	Ahlborn Structural Steel Inc	Santa Rosa	Sonoma	NA	Intermediate	NA	NA	NA	NA	NA	NA	NA	NA
18940	CEMEX Pacific Holdings LLC	Fairfield	Solano	NA	Intermediate	NA	NA	NA	NA	NA	NA	NA	NA
18950	AUL CORP	Napa	Napa	NA	Intermediate	NA	NA	NA	NA	NA	NA	NA	NA
18952	Lam Business Corporation Bldg CA30	Fremont	Alameda	NA	Intermediate	NA	NA	NA	NA	NA	NA	NA	NA
18953	SF Coffee Company	San Francisco	San Francisco	NA	Intermediate	NA	NA	NA	NA	NA	NA	NA	NA
18955	Tom & Dave's Specialty Coffees	San Rafael	Marin	NA	Intermediate	NA	NA	NA	NA	NA	NA	NA	NA
18960	Peter Auto Body & Paint	San Jose	Santa Clara	NA	Intermediate	NA	NA	NA	NA	NA	NA	NA	NA
18968	Technics Auto Body & Detailing	San Bruno	San Mateo	NA	Intermediate	NA	NA	NA	NA	NA	NA	NA	NA
18974	Applied Materials	Santa Clara	Santa Clara	NA	Intermediate	NA	NA	NA	NA	NA	NA	NA	NA
18998	George Auto Body	San Rafael	Marin	NA	Intermediate	NA	NA	NA	NA	NA	NA	NA	NA
19020	R F Autobody	Hayward	Alameda	NA	Intermediate	NA	NA	NA	NA	NA	NA	NA	NA
19023	National Blending Company LLC	Martinez	Contra Costa	NA	Intermediate	NA	NA	NA	NA	NA	NA	NA	NA
19026	Advanced Tech Collision Center	San Leandro	Alameda	NA	Intermediate	NA	NA	NA	NA	NA	NA	NA	NA
19032	Auto Collision Experts	Sunnyvale	Santa Clara	NA	Intermediate	NA	NA	NA	NA	NA	NA	NA	NA
19054	Santa Rosa Stainless Steel	Santa Rosa	Sonoma	NA	Intermediate	NA	NA	NA	NA	NA	NA	NA	NA
19055	The Ultimate Kitchen Finish Inc	Campbell	Santa Clara	NA	Intermediate	NA	NA	NA	NA	NA	NA	NA	NA
19086	K&G Auto Body Shop	Oakland	Alameda	NA	Intermediate	NA	NA	NA	NA	NA	NA	NA	NA
19101	Confluent Medical Technologies Inc	Fremont	Alameda	NA	Intermediate	NA	NA	NA	NA	NA	NA	NA	NA
19106	City of Hercules (City Hall)	Hercules	Contra Costa	NA	Intermediate	NA	NA	NA	NA	NA	NA	NA	NA
19122	AJ's Auto Clinic	Oakland	Alameda	NA	Intermediate	NA	NA	NA	NA	NA	NA	NA	NA
19123	Segovia Auto Repair	San Bruno	San Mateo	NA	Intermediate	NA	NA	NA	NA	NA	NA	NA	NA
19126	Pacific Bay Coffee Co	Walnut Creek	Contra Costa	NA	Intermediate	NA	NA	NA	NA	NA	NA	NA	NA
19133	Plasma Ruggedized Solutions Inc	San Jose	Santa Clara	NA	Intermediate	NA	NA	NA	NA	NA	NA	NA	NA
19144	Jim's Calif Auto Body	Walnut Creek	Contra Costa	NA	Intermediate	NA	NA	NA	NA	NA	NA	NA	NA
19148	City of Mill Valley	Mill Valley	Marin	NA	Intermediate	NA	NA	NA	NA	NA	NA	NA	NA
19149	City of Mill Valley	Mill Valley	Marin	NA	Intermediate	NA	NA	NA	NA	NA	NA	NA	NA
19185	Cencom	Martinez	Contra Costa	NA	Intermediate	NA	NA	NA	NA	NA	NA	NA	NA
19191	Raleys #316	Pleasanton	Alameda	NA	Intermediate	NA	NA	NA	NA	NA	NA	NA	NA
19200	Kramlich Residence	Oakville	Napa	NA	Intermediate	NA	NA	NA	NA	NA	NA	NA	NA
19217	Finishes Unlimited	Campbell	Santa Clara	NA	Intermediate	NA	NA	NA	NA	NA	NA	NA	NA
19220	Curley & Red's Auto Body Shop	Half Moon Bay	San Mateo	NA	Intermediate	NA	NA	NA	NA	NA	NA	NA	NA
19246	David and Pablo Finishing	Cotati	Sonoma	NA	Intermediate	NA	NA	NA	NA	NA	NA	NA	NA
19250	County of Marin Mt Barnabe	Forest Knolls	Marin	NA	Intermediate	NA	NA	NA	NA	NA	NA	NA	NA
19258	Whole Foods Market	Los Altos	Santa Clara	NA	Intermediate	NA	NA	NA	NA	NA	NA	NA	NA
19261	NRC Environmental Services Inc	Alameda	Alameda	NA	Intermediate	NA	NA	NA	NA	NA	NA	NA	NA
19264	W Best Finishes Inc	Rohnert Park	Sonoma	NA	Intermediate	NA	NA	NA	NA	NA	NA	NA	NA
19265	Eagle Auto Co	Oakland	Alameda	NA	Intermediate	NA	NA	NA	NA	NA	NA	NA	NA
19286	Simple Pleasures Coffee Roasting Co	San Francisco	San Francisco	NA	Intermediate	NA	NA	NA	NA	NA	NA	NA	NA
19304	V V Collision Center	Hayward	Alameda	NA	Intermediate	NA	NA	NA	NA	NA	NA	NA	NA
19326	S & T International Auto Body	San Francisco	San Francisco	NA	Intermediate	NA	NA	NA	NA	NA	NA	NA	NA
19333	ACC Auto Collision center	Newark	Alameda	NA	Intermediate	NA	NA	NA	NA	NA	NA	NA	NA
19341	Sequoia Union High School Dist	Redwood City	San Mateo	NA	Intermediate	NA	NA	NA	NA	NA	NA	NA	NA
19342	Atlas Screw Machine Products	San Francisco	San Francisco	NA	Intermediate	NA	NA	NA	NA	NA	NA	NA	NA
19343	Domino's Pizza Inc	Hayward	Alameda	NA	Intermediate	NA	NA	NA	NA	NA	NA	NA	NA
19344	VIP Auto Collision Repair	Oakland	Alameda	NA	Intermediate	NA	NA	NA	NA	NA	NA	NA	NA
19349	Raley's	Petaluma	Sonoma	NA	Intermediate	NA	NA	NA	NA	NA	NA	NA	NA
19359	J & M Auto Body Shop	Daly City	San Mateo	NA	Intermediate	NA	NA	NA	NA	NA	NA	NA	NA
19380	Fairgrounds Collision Repair Center	San Jose	Santa Clara	NA	Intermediate	NA	NA	NA	NA	NA	NA	NA	NA
19390	Central Concrete Supply Co Inc	Pleasanton	Alameda	NA	Intermediate	NA	NA	NA	NA	NA	NA	NA	NA
19391	CEMEX (Pleasanton)	Pleasanton	Alameda	NA	Intermediate	NA	NA	NA	NA	NA	NA	NA	NA
19435	Allstar Auto Body Inc	Oakland	Alameda	NA	Intermediate	NA	NA	NA	NA	NA	NA	NA	NA
19437	Ma's Auto Body Collision Repair & Paint Services	San Mateo	San Mateo	NA	Intermediate	NA	NA	NA	NA	NA	NA	NA	NA
19458	Swift Metal Finishing	Santa Clara	Santa Clara	NA	Intermediate	NA	NA	NA	NA	NA	NA	NA	NA
19477	AT&T (SILVERADO COUNTRY CLUB)	Napa	Napa	NA	Intermediate	NA	NA	NA	NA	NA	NA	NA	NA
19481	Contra Costa commercial LLC	Concord	Contra Costa	NA	Intermediate	NA	NA	NA	NA	NA	NA	NA	NA
19486	Double Tree Hotel	Berkeley	Alameda	NA	Intermediate	NA	NA	NA	NA	NA	NA	NA	NA
19496	Collision Doctor	Hayward	Alameda	NA	Intermediate	NA	NA	NA	NA	NA	NA	NA	NA
19521	Gold Coast Painting & Finishing Inc	Novato	Marin	NA	Intermediate	NA	NA	NA	NA	NA	NA	NA	NA
19522	Henkel US Operations Corporation	Berkeley	Alameda	NA	Intermediate	NA	NA	NA	NA	NA	NA	NA	NA
19537	Topcon Positioning Systems	Livermore	Alameda	NA	Intermediate	NA	NA	NA	NA	NA	NA	NA	NA

Facility Number	Facility Name ⁽¹⁾ (1)See pp. 18-21 of the TAC Control Program Annual Report for important context regarding this data.	City	County	Rule 11-18 Ranking	AB2588 Priority Ranking	Cancer PS	Chronic PS	PS	PS Year	HRA Year	Cancer Risk (chances in a million)	Chronic Hazard Index	Acute Hazard Index
19564	Lucky #736	Oakland	Alameda	NA	Intermediate	NA	NA	NA	NA	NA	NA	NA	NA
19575	Averatek Corporation	Santa Clara	Santa Clara	NA	Intermediate	NA	NA	NA	NA	NA	NA	NA	NA
19595	Liebes Auto Body	Redwood City	San Mateo	NA	Intermediate	NA	NA	NA	NA	NA	NA	NA	NA
19606	Neilmed Pharmaceuticals Inc	Santa Rosa	Sonoma	NA	Intermediate	NA	NA	NA	NA	NA	NA	NA	NA
19613	E&B Natural Resources	Livermore	Alameda	NA	Intermediate	NA	NA	NA	NA	NA	NA	NA	NA
19625	Crown Auto Body	Milpitas	Santa Clara	NA	Intermediate	NA	NA	NA	NA	NA	NA	NA	NA
19627	Rhys Vineyards	Los Gatos	Santa Clara	NA	Intermediate	NA	NA	NA	NA	NA	NA	NA	NA
19668	Heick's Cabinet Shop Inc	Morgan Hill	Santa Clara	NA	Intermediate	NA	NA	NA	NA	NA	NA	NA	NA
19689	Nanosyn Inc	Santa Rosa	Sonoma	NA	Intermediate	NA	NA	NA	NA	NA	NA	NA	NA
19692	Mission Bell Manufacturing	Morgan Hill	Santa Clara	NA	Intermediate	NA	NA	NA	NA	NA	NA	NA	NA
19724	First Class Auto Body	Santa Rosa	Sonoma	NA	Intermediate	NA	NA	NA	NA	NA	NA	NA	NA
19769	City of San Bruno	San Bruno	San Mateo	NA	Intermediate	NA	NA	NA	NA	NA	NA	NA	NA
19774	Now & Then Antiques	Novato	Marin	NA	Intermediate	NA	NA	NA	NA	NA	NA	NA	NA
19785	Ben's Auto Body	San Jose	Santa Clara	NA	Intermediate	NA	NA	NA	NA	NA	NA	NA	NA
19810	EBI Aggregates	Brisbane	San Mateo	NA	Intermediate	NA	NA	NA	NA	NA	NA	NA	NA
19811	CityTech Auto Body Service Center	San Francisco	San Francisco	NA	Intermediate	NA	NA	NA	NA	NA	NA	NA	NA
19840	Universal Industrial Finishing	Milpitas	Santa Clara	NA	Intermediate	NA	NA	NA	NA	NA	NA	NA	NA
19845	City of San Jose	San Jose	Santa Clara	NA	Intermediate	NA	NA	NA	NA	NA	NA	NA	NA
19846	City of San Jose	San Jose	Santa Clara	NA	Intermediate	NA	NA	NA	NA	NA	NA	NA	NA
19847	City of San Jose	San Jose	Santa Clara	NA	Intermediate	NA	NA	NA	NA	NA	NA	NA	NA
19862	County of Marin MERA Forbes Hill	San Rafael	Marin	NA	Intermediate	NA	NA	NA	NA	NA	NA	NA	NA
19865	County of Marin MERA	San Rafael	Marin	NA	Intermediate	NA	NA	NA	NA	NA	NA	NA	NA
19870	Acclarent Inc	Menlo Park	San Mateo	NA	Intermediate	NA	NA	NA	NA	NA	NA	NA	NA
19878	G & C Auto Body	San Rafael	Marin	NA	Intermediate	NA	NA	NA	NA	NA	NA	NA	NA
19881	L+J Auto Works & Towing dba Image Auto Works	Redwood City	San Mateo	NA	Intermediate	NA	NA	NA	NA	NA	NA	NA	NA
19896	County of Marin MERA Tiburon	Tiburon	Marin	NA	Intermediate	NA	NA	NA	NA	NA	NA	NA	NA
19900	Contra Costa County General Svcs	Danville	Contra Costa	NA	Intermediate	NA	NA	NA	NA	NA	NA	NA	NA
19907	Micross Components Inc.	San Jose	Santa Clara	NA	Intermediate	NA	NA	NA	NA	NA	NA	NA	NA
19976	General Electric Company c/o Arcadis US Inc	Sunnyvale	Santa Clara	NA	Intermediate	NA	NA	NA	NA	NA	NA	NA	NA
20003	Benchmark Precision Technologies	Fremont	Alameda	NA	Intermediate	NA	NA	NA	NA	NA	NA	NA	NA
20015	Qualawash Holdings LLC	Richmond	Contra Costa	NA	Intermediate	NA	NA	NA	NA	NA	NA	NA	NA
20020	Sightglass Coffee Roasters LLC	San Francisco	San Francisco	NA	Intermediate	NA	NA	NA	NA	NA	NA	NA	NA
20026	Tesla Motors Inc	Palo Alto	Santa Clara	NA	Intermediate	NA	NA	NA	NA	NA	NA	NA	NA
20030	Verizon Wireless(Mathilda)	Sunnyvale	Santa Clara	NA	Intermediate	NA	NA	NA	NA	NA	NA	NA	NA
20049	New H & L Auto Body Inc	Oakland	Alameda	NA	Intermediate	NA	NA	NA	NA	NA	NA	NA	NA
20057	FAA Watsonville (AYN) RCLR Facility Santa Clara Co	Gilroy	Santa Clara	NA	Intermediate	NA	NA	NA	NA	NA	NA	NA	NA
20073	101 Auto Body	Richmond	Contra Costa	NA	Intermediate	NA	NA	NA	NA	NA	NA	NA	NA
20090	Arcor American Canyon LLC	American Canyon	Napa	NA	Intermediate	NA	NA	NA	NA	NA	NA	NA	NA
20096	Sharon Heights Cleaners	Menlo Park	San Mateo	NA	Intermediate	NA	NA	NA	NA	NA	NA	NA	NA
20108	Fischer's Auto Body	Santa Rosa	Sonoma	NA	Intermediate	NA	NA	NA	NA	NA	NA	NA	NA
20110	Tacpro LLC dba Creganna Tactx Medical	Campbell	Santa Clara	NA	Intermediate	NA	NA	NA	NA	NA	NA	NA	NA
20123	Michael's Custom Restoration & Body Shop Inc	Brentwood	Contra Costa	NA	Intermediate	NA	NA	NA	NA	NA	NA	NA	NA
20133	7 Country Oak Lane	Alamo	Contra Costa	NA	Intermediate	NA	NA	NA	NA	NA	NA	NA	NA
20138	Geno's Auto Body	Antioch	Contra Costa	NA	Intermediate	NA	NA	NA	NA	NA	NA	NA	NA
20144	Picon FRP Inc	San Pablo	Contra Costa	NA	Intermediate	NA	NA	NA	NA	NA	NA	NA	NA
20150	Castle Body Shop	Pittsburg	Contra Costa	NA	Intermediate	NA	NA	NA	NA	NA	NA	NA	NA
20151	Maxar Space LLC (Bldg 49)	Mountain View	Santa Clara	NA	Intermediate	NA	NA	NA	NA	NA	NA	NA	NA
20155	Sunnyvale Volkswagen	Sunnyvale	Santa Clara	NA	Intermediate	NA	NA	NA	NA	NA	NA	NA	NA
20157	Valley Lapping Inc	San Jose	Santa Clara	NA	Intermediate	NA	NA	NA	NA	NA	NA	NA	NA
20182	O'Neal's Body Shop	Martinez	Contra Costa	NA	Intermediate	NA	NA	NA	NA	NA	NA	NA	NA
20200	Ms Carita Inc	Livermore	Alameda	NA	Intermediate	NA	NA	NA	NA	NA	NA	NA	NA
20203	Pro Image Auto Collision	San Francisco	San Francisco	NA	Intermediate	NA	NA	NA	NA	NA	NA	NA	NA
20211	Shiloh I Wind LLC c/o Iberdrola Renewables	Birds Landing	Solano	NA	Intermediate	NA	NA	NA	NA	NA	NA	NA	NA
20215	NOD Auto Body Shop Inc	South San Francisco	San Mateo	NA	Intermediate	NA	NA	NA	NA	NA	NA	NA	NA
20244	Pacific Gas & Electric Company	San Jose	Santa Clara	NA	Intermediate	NA	NA	NA	NA	NA	NA	NA	NA
20245	AstraZeneca Pharmaceuticals LP	Redwood City	San Mateo	NA	Intermediate	NA	NA	NA	NA	NA	NA	NA	NA
20271	Atlantic Richfield Company c/o Antea Group	San Bruno	San Mateo	NA	Intermediate	NA	NA	NA	NA	NA	NA	NA	NA
20273	Vineyard Valley LLC	Pleasanton	Alameda	NA	Intermediate	NA	NA	NA	NA	NA	NA	NA	NA
20281	Alpha Media LLC	Suisun City	Solano	NA	Intermediate	NA	NA	NA	NA	NA	NA	NA	NA
20282	MBZ	Concord	Contra Costa	NA	Intermediate	NA	NA	NA	NA	NA	NA	NA	NA
20290	Pick-N-Pull Auto Dismantlers - Windsor #4	Windsor	Sonoma	NA	Intermediate	NA	NA	NA	NA	NA	NA	NA	NA

Facility Number	Facility Name ⁽¹⁾ (1)See pp. 18-21 of the TAC Control Program Annual Report for important context regarding this data.	City	County	Rule 11-18 Ranking	AB2588 Priority Ranking	Cancer PS	Chronic PS	PS	PS Year	HRA Year	Cancer Risk (chances in a million)	Chronic Hazard Index	Acute Hazard Index
20297	Northgate Ready Mix	Windsor	Sonoma	NA	Intermediate	NA	NA	NA	NA	NA	NA	NA	NA
20303	New Cingular Wireless PCS LLC dba AT&T Mobility	Santa Clara	Santa Clara	NA	Intermediate	NA	NA	NA	NA	NA	NA	NA	NA
20305	Bayer HealthCare LLC	San Francisco	San Francisco	NA	Intermediate	NA	NA	NA	NA	NA	NA	NA	NA
20315	San Anselmo Coffee Roastery	San Anselmo	Marin	NA	Intermediate	NA	NA	NA	NA	NA	NA	NA	NA
20322	Wild Card Roasters LLC	San Rafael	Marin	NA	Intermediate	NA	NA	NA	NA	NA	NA	NA	NA
20332	Verizon Wireless (HWY 92-880)	Hayward	Alameda	NA	Intermediate	NA	NA	NA	NA	NA	NA	NA	NA
20341	Affordable Auto Bodywork Paint	Hayward	Alameda	NA	Intermediate	NA	NA	NA	NA	NA	NA	NA	NA
20342	Earl Scheib of Concord	Concord	Contra Costa	NA	Intermediate	NA	NA	NA	NA	NA	NA	NA	NA
20346	Crema Coffee Company	San Jose	Santa Clara	NA	Intermediate	NA	NA	NA	NA	NA	NA	NA	NA
20354	Sacramento Prestige Gunitite LLC	Fairfield	Solano	NA	Intermediate	NA	NA	NA	NA	NA	NA	NA	NA
20360	STC Venture LLC	Sunnyvale	Santa Clara	NA	Intermediate	NA	NA	NA	NA	NA	NA	NA	NA
20364	Shoretel	Sunnyvale	Santa Clara	NA	Intermediate	NA	NA	NA	NA	NA	NA	NA	NA
20385	Allied Storage Containers	Oakland	Alameda	NA	Intermediate	NA	NA	NA	NA	NA	NA	NA	NA
20391	Caliber Collision Center	Fairfield	Solano	NA	Intermediate	NA	NA	NA	NA	NA	NA	NA	NA
20397	A-Rod Auto Collision II LLC	San Jose	Santa Clara	NA	Intermediate	NA	NA	NA	NA	NA	NA	NA	NA
20416	United Collision Center	Mountain View	Santa Clara	NA	Intermediate	NA	NA	NA	NA	NA	NA	NA	NA
20418	Pacific Coast Custom Interiors Inc	Santa Rosa	Sonoma	NA	Intermediate	NA	NA	NA	NA	NA	NA	NA	NA
20422	Prestige Body And Fender	San Rafael	Marin	NA	Intermediate	NA	NA	NA	NA	NA	NA	NA	NA
20426	BJP Auto Body & Repair	Newark	Alameda	NA	Intermediate	NA	NA	NA	NA	NA	NA	NA	NA
20455	Verizon Wireless (Santa Rosa)	Santa Rosa	Sonoma	NA	Intermediate	NA	NA	NA	NA	NA	NA	NA	NA
20470	A & Z Auto Body Shop Inc	San Bruno	San Mateo	NA	Intermediate	NA	NA	NA	NA	NA	NA	NA	NA
20481	Kitchen Reface Depot/Logan's Mill	Santa Clara	Santa Clara	NA	Intermediate	NA	NA	NA	NA	NA	NA	NA	NA
20487	Target Corporation Store #T2767	Oakland	Alameda	NA	Intermediate	NA	NA	NA	NA	NA	NA	NA	NA
20496	Univision Radio San Francisco Inc	Los Gatos	Santa Clara	NA	Intermediate	NA	NA	NA	NA	NA	NA	NA	NA
20510	Safeway Store #2940	El Cerrito	Contra Costa	NA	Intermediate	NA	NA	NA	NA	NA	NA	NA	NA
20512	ECC (Environmental Chemical Corp)	Burlingame	San Mateo	NA	Intermediate	NA	NA	NA	NA	NA	NA	NA	NA
20523	Quality Collision NorCal LLC dba B&S Hacienda Auto Body	Dublin	Alameda	NA	Intermediate	NA	NA	NA	NA	NA	NA	NA	NA
20526	Custom Wood Finishing	Oakland	Alameda	NA	Intermediate	NA	NA	NA	NA	NA	NA	NA	NA
20546	Raymond J Rosendin Residence	Woodside	San Mateo	NA	Intermediate	NA	NA	NA	NA	NA	NA	NA	NA
20578	Verizon Wireless Hwy 238/Tennyson	Hayward	Alameda	NA	Intermediate	NA	NA	NA	NA	NA	NA	NA	NA
20592	K-Comm	Los Gatos	Santa Clara	NA	Intermediate	NA	NA	NA	NA	NA	NA	NA	NA
20610	Andes Car Restoration LLC	San Rafael	Marin	NA	Intermediate	NA	NA	NA	NA	NA	NA	NA	NA
20613	Davin Coatings LLC	Berkeley	Alameda	NA	Intermediate	NA	NA	NA	NA	NA	NA	NA	NA
20646	Magic Auto Paint & Body	Redwood City	San Mateo	NA	Intermediate	NA	NA	NA	NA	NA	NA	NA	NA
20658	19th Auto Body Center	Daly City	San Mateo	NA	Intermediate	NA	NA	NA	NA	NA	NA	NA	NA
20665	California Finest Body & Frame	Oakland	Alameda	NA	Intermediate	NA	NA	NA	NA	NA	NA	NA	NA
20670	GTO Auto Body	Hayward	Alameda	NA	Intermediate	NA	NA	NA	NA	NA	NA	NA	NA
20678	San Luis & Delta Mendota Water Authority	Byron	Alameda	NA	Intermediate	NA	NA	NA	NA	NA	NA	NA	NA
20688	Benchmark Electronics	Concord	Contra Costa	NA	Intermediate	NA	NA	NA	NA	NA	NA	NA	NA
20696	Former Sunrise Cleaners	San Mateo	San Mateo	NA	Intermediate	NA	NA	NA	NA	NA	NA	NA	NA
20697	Peninsula Cleaners	Millbrae	San Mateo	NA	Intermediate	NA	NA	NA	NA	NA	NA	NA	NA
20722	Flores Auto Body	Oakland	Alameda	NA	Intermediate	NA	NA	NA	NA	NA	NA	NA	NA
20742	Modern Coffee Enterprises Inc	Emeryville	Alameda	NA	Intermediate	NA	NA	NA	NA	NA	NA	NA	NA
20747	Big Basin Cafe	Saratoga	Santa Clara	NA	Intermediate	NA	NA	NA	NA	NA	NA	NA	NA
20761	Chilton Auto Body	San Francisco	San Francisco	NA	Intermediate	NA	NA	NA	NA	NA	NA	NA	NA
20770	Atlantic Richfield Company c/o Stantec	Daly City	San Mateo	NA	Intermediate	NA	NA	NA	NA	NA	NA	NA	NA
20780	Communication & Control Inc	Fremont	Alameda	NA	Intermediate	NA	NA	NA	NA	NA	NA	NA	NA
20784	SSF Auto Center	South San Francisco	San Mateo	NA	Intermediate	NA	NA	NA	NA	NA	NA	NA	NA
20786	Pina's Auto Kolor	Fremont	Alameda	NA	Intermediate	NA	NA	NA	NA	NA	NA	NA	NA
20814	Dream Creations	Pittsburg	Contra Costa	NA	Intermediate	NA	NA	NA	NA	NA	NA	NA	NA
20821	ConGlobal Industries	Oakland	Alameda	NA	Intermediate	NA	NA	NA	NA	NA	NA	NA	NA
20823	Jefferson Oaks Housing	Oakland	Alameda	NA	Intermediate	NA	NA	NA	NA	NA	NA	NA	NA
20833	Gregory Village Partners LP	Pleasant Hill	Contra Costa	NA	Intermediate	NA	NA	NA	NA	NA	NA	NA	NA
20845	Tepa Auto Body	Pittsburg	Contra Costa	NA	Intermediate	NA	NA	NA	NA	NA	NA	NA	NA
20851	Quantum Clean	Fremont	Alameda	NA	Intermediate	NA	NA	NA	NA	NA	NA	NA	NA
20852	Quantum Clean	Fremont	Alameda	NA	Intermediate	NA	NA	NA	NA	NA	NA	NA	NA
20856	TY Auto Body LLC	Oakland	Alameda	NA	Intermediate	NA	NA	NA	NA	NA	NA	NA	NA
20866	Diamond Auto Center	Oakland	Alameda	NA	Intermediate	NA	NA	NA	NA	NA	NA	NA	NA
20868	First Quality Auto	Oakland	Alameda	NA	Intermediate	NA	NA	NA	NA	NA	NA	NA	NA
20880	Eddie's Paint Works	Cotati	Sonoma	NA	Intermediate	NA	NA	NA	NA	NA	NA	NA	NA
20895	Nextera Energy Resources	Brentwood	Contra Costa	NA	Intermediate	NA	NA	NA	NA	NA	NA	NA	NA
20907	Brand Energy Services of Cal Inc	Martinez	Contra Costa	NA	Intermediate	NA	NA	NA	NA	NA	NA	NA	NA
20917	Target Store #T2615	Fremont	Alameda	NA	Intermediate	NA	NA	NA	NA	NA	NA	NA	NA
20941	Castro Valley 76 Tire Center	Castro Valley	Alameda	NA	Intermediate	NA	NA	NA	NA	NA	NA	NA	NA

Facility Number	Facility Name ⁽¹⁾ (1)See pp. 18-21 of the TAC Control Program Annual Report for important context regarding this data.	City	County	Rule 11-18 Ranking	AB2588 Priority Ranking	Cancer PS	Chronic PS	PS	PS Year	HRA Year	Cancer Risk (chances in a million)	Chronic Hazard Index	Acute Hazard Index
20952	City of San Carlos	San Carlos	San Mateo	NA	Intermediate	NA	NA	NA	NA	NA	NA	NA	NA
20958	Leisure Mobile Home Park	Santa Rosa	Sonoma	NA	Intermediate	NA	NA	NA	NA	NA	NA	NA	NA
20996	RJ's Paint Shop	Pleasanton	Alameda	NA	Intermediate	NA	NA	NA	NA	NA	NA	NA	NA
21010	Carstar Chilton Auto Body Santa Rosa	Santa Rosa	Sonoma	NA	Intermediate	NA	NA	NA	NA	NA	NA	NA	NA
21013	KCC Auto Body Shop	San Francisco	San Francisco	NA	Intermediate	NA	NA	NA	NA	NA	NA	NA	NA
21014	Delphon Holdco LLC	Hayward	Alameda	NA	Intermediate	NA	NA	NA	NA	NA	NA	NA	NA
21017	Magic Spray	Santa Clara	Santa Clara	NA	Intermediate	NA	NA	NA	NA	NA	NA	NA	NA
21030	San Ramon Valley Fire District	San Ramon	Contra Costa	NA	Intermediate	NA	NA	NA	NA	NA	NA	NA	NA
21039	City of Santa Rosa	Santa Rosa	Sonoma	NA	Intermediate	NA	NA	NA	NA	NA	NA	NA	NA
21040	City of Santa Rosa	Santa Rosa	Sonoma	NA	Intermediate	NA	NA	NA	NA	NA	NA	NA	NA
21041	City of Santa Rosa	Santa Rosa	Sonoma	NA	Intermediate	NA	NA	NA	NA	NA	NA	NA	NA
21046	City of Santa Rosa	Santa Rosa	Sonoma	NA	Intermediate	NA	NA	NA	NA	NA	NA	NA	NA
21047	City of Santa Rosa	Santa Rosa	Sonoma	NA	Intermediate	NA	NA	NA	NA	NA	NA	NA	NA
21048	City of Santa Rosa	Santa Rosa	Sonoma	NA	Intermediate	NA	NA	NA	NA	NA	NA	NA	NA
21049	City of Santa Rosa	Santa Rosa	Sonoma	NA	Intermediate	NA	NA	NA	NA	NA	NA	NA	NA
21050	City of Santa Rosa	Santa Rosa	Sonoma	NA	Intermediate	NA	NA	NA	NA	NA	NA	NA	NA
21059	Crash Champions LLC	Lafayette	Contra Costa	NA	Intermediate	NA	NA	NA	NA	NA	NA	NA	NA
21063	Crown Castle USA Inc (Wiedmann Hill)	San Ramon	Contra Costa	NA	Intermediate	NA	NA	NA	NA	NA	NA	NA	NA
21089	East Bay Regional Communications Systems Authority	Hayward	Alameda	NA	Intermediate	NA	NA	NA	NA	NA	NA	NA	NA
21090	Ubuntu Coffee	Emeryville	Alameda	NA	Intermediate	NA	NA	NA	NA	NA	NA	NA	NA
21102	GMP Cars Collision Vallejo LLC	Vallejo	Solano	NA	Intermediate	NA	NA	NA	NA	NA	NA	NA	NA
21108	Palo Alto Cafe	Palo Alto	Santa Clara	NA	Intermediate	NA	NA	NA	NA	NA	NA	NA	NA
21112	Alluxa Inc	Santa Rosa	Sonoma	NA	Intermediate	NA	NA	NA	NA	NA	NA	NA	NA
21114	Design Vevronique	Richmond	Contra Costa	NA	Intermediate	NA	NA	NA	NA	NA	NA	NA	NA
21120	JP Auto Body	South San Francisco	San Mateo	NA	Intermediate	NA	NA	NA	NA	NA	NA	NA	NA
21122	Downtown Auto Body	Cotati	Sonoma	NA	Intermediate	NA	NA	NA	NA	NA	NA	NA	NA
21125	Membrane Technology & Research Inc	Newark	Alameda	NA	Intermediate	NA	NA	NA	NA	NA	NA	NA	NA
21126	Featherweight Performance and Restoration	Oakland	Alameda	NA	Intermediate	NA	NA	NA	NA	NA	NA	NA	NA
21144	SunChemical Corporation - Concord Facility	Concord	Contra Costa	NA	Intermediate	NA	NA	NA	NA	NA	NA	NA	NA
21151	Advanced Auto Body & Collision Repair Inc	Pittsburg	Contra Costa	NA	Intermediate	NA	NA	NA	NA	NA	NA	NA	NA
21152	Pleasanton Trucking Inc	Livermore	Alameda	NA	Intermediate	NA	NA	NA	NA	NA	NA	NA	NA
21162	U S Coast Guard Sector San Francisco	Vallejo	Solano	NA	Intermediate	NA	NA	NA	NA	NA	NA	NA	NA
21178	Montana Collision dba C G & E Auto Body	Redwood City	San Mateo	NA	Intermediate	NA	NA	NA	NA	NA	NA	NA	NA
21180	Eco Office Inc	Milpitas	Santa Clara	NA	Intermediate	NA	NA	NA	NA	NA	NA	NA	NA
21181	C & G Autobody	San Jose	Santa Clara	NA	Intermediate	NA	NA	NA	NA	NA	NA	NA	NA
21183	City of Santa Rosa	Santa Rosa	Sonoma	NA	Intermediate	NA	NA	NA	NA	NA	NA	NA	NA
21209	California Dept of Water Resources	Byron	Alameda	NA	Intermediate	NA	NA	NA	NA	NA	NA	NA	NA
21216	Waste Management of Alameda County Inc	Oakland	Alameda	NA	Intermediate	NA	NA	NA	NA	NA	NA	NA	NA
21218	FIX Auto Sunnyvale	Sunnyvale	Santa Clara	NA	Intermediate	NA	NA	NA	NA	NA	NA	NA	NA
21233	Bay Standard Manufacturing Inc	Brentwood	Contra Costa	NA	Intermediate	NA	NA	NA	NA	NA	NA	NA	NA
21263	Diane Wilsey Residence	Rutherford	Napa	NA	Intermediate	NA	NA	NA	NA	NA	NA	NA	NA
21277	Zero Waste Energy Development Company LLC	San Jose	Santa Clara	NA	Intermediate	NA	NA	NA	NA	NA	NA	NA	NA
21290	Geary Marketplace	Walnut Creek	Contra Costa	NA	Intermediate	NA	NA	NA	NA	NA	NA	NA	NA
21302	Intermedia	Mountain View	Santa Clara	NA	Intermediate	NA	NA	NA	NA	NA	NA	NA	NA
21321	Intersect ENT	Menlo Park	San Mateo	NA	Intermediate	NA	NA	NA	NA	NA	NA	NA	NA
21327	Cowboy Painting & Finishing	San Jose	Santa Clara	NA	Intermediate	NA	NA	NA	NA	NA	NA	NA	NA
21339	Advance Auto Repair LLC	San Francisco	San Francisco	NA	Intermediate	NA	NA	NA	NA	NA	NA	NA	NA
21341	All Makes Auto Body Shop	San Mateo	San Mateo	NA	Intermediate	NA	NA	NA	NA	NA	NA	NA	NA
21346	Boston Scientific	Los Gatos	Santa Clara	NA	Intermediate	NA	NA	NA	NA	NA	NA	NA	NA
21350	Oncore Manufacturing LLC dba NEO Tech	Fremont	Alameda	NA	Intermediate	NA	NA	NA	NA	NA	NA	NA	NA
21367	Department of Water Resources	Livermore	Alameda	NA	Intermediate	NA	NA	NA	NA	NA	NA	NA	NA
21368	Avalon Bay Communities Inc	San Francisco	San Francisco	NA	Intermediate	NA	NA	NA	NA	NA	NA	NA	NA
21372	Raul's Auto Body	Concord	Contra Costa	NA	Intermediate	NA	NA	NA	NA	NA	NA	NA	NA
21374	Sigmatron International Inc	Union City	Alameda	NA	Intermediate	NA	NA	NA	NA	NA	NA	NA	NA
21375	Tough Auto Body	San Jose	Santa Clara	NA	Intermediate	NA	NA	NA	NA	NA	NA	NA	NA
21380	Raytheon Applied Signal Technology	Sunnyvale	Santa Clara	NA	Intermediate	NA	NA	NA	NA	NA	NA	NA	NA
21394	Victory Auto Body LLC	South San Francisco	San Mateo	NA	Intermediate	NA	NA	NA	NA	NA	NA	NA	NA
21430	Clean Harbors Industrial Services Inc	Martinez	Contra Costa	NA	Intermediate	NA	NA	NA	NA	NA	NA	NA	NA
21431	Clean Harbors Industrial Services Inc	Rodeo	Contra Costa	NA	Intermediate	NA	NA	NA	NA	NA	NA	NA	NA
21432	Clean Harbors Industrial Services Inc	Martinez	Contra Costa	NA	Intermediate	NA	NA	NA	NA	NA	NA	NA	NA
21434	Clean Harbors Industrial Services Inc	Benicia	Solano	NA	Intermediate	NA	NA	NA	NA	NA	NA	NA	NA

Facility Number	Facility Name ⁽¹⁾ (1)See pp. 18-21 of the TAC Control Program Annual Report for important context regarding this data.	City	County	Rule 11-18 Ranking	AB2588 Priority Ranking	Cancer PS	Chronic PS	PS	PS Year	HRA Year	Cancer Risk (chances in a million)	Chronic Hazard Index	Acute Hazard Index
21449	The Way Auto Care	Santa Clara	Santa Clara	NA	Intermediate	NA	NA	NA	NA	NA	NA	NA	NA
21473	Alvins of San Francisco	Burlingame	San Mateo	NA	Intermediate	NA	NA	NA	NA	NA	NA	NA	NA
21476	Brentwood Union School District	Brentwood	Contra Costa	NA	Intermediate	NA	NA	NA	NA	NA	NA	NA	NA
21479	Ponchos Auto Body Shop and Paint	San Pablo	Contra Costa	NA	Intermediate	NA	NA	NA	NA	NA	NA	NA	NA
21491	Reunion Autoworks	Oakland	Alameda	NA	Intermediate	NA	NA	NA	NA	NA	NA	NA	NA
21508	Premier Body Shop LLC	Santa Clara	Santa Clara	NA	Intermediate	NA	NA	NA	NA	NA	NA	NA	NA
21544	Pro Speed Auto Body	Oakland	Alameda	NA	Intermediate	NA	NA	NA	NA	NA	NA	NA	NA
21546	Vietnam Auto Body & Repair	San Jose	Santa Clara	NA	Intermediate	NA	NA	NA	NA	NA	NA	NA	NA
21555	Four B Auto Services	Santa Clara	Santa Clara	NA	Intermediate	NA	NA	NA	NA	NA	NA	NA	NA
21556	East Bay Regional Communications System Authority	Livermore	Contra Costa	NA	Intermediate	NA	NA	NA	NA	NA	NA	NA	NA
21561	Ebenezer Auto Collision Inc.	Campbell	Santa Clara	NA	Intermediate	NA	NA	NA	NA	NA	NA	NA	NA
21592	Olde World Mill & Cabinet	Martinez	Contra Costa	NA	Intermediate	NA	NA	NA	NA	NA	NA	NA	NA
21593	Star Concrete	Gilroy	Santa Clara	NA	Intermediate	NA	NA	NA	NA	NA	NA	NA	NA
21627	Sewage Agency of S Marin/City of Mill Valley	Mill Valley	Marin	NA	Intermediate	NA	NA	NA	NA	NA	NA	NA	NA
21643	Toray Advanced Composites ADS	Fairfield	Solano	NA	Intermediate	NA	NA	NA	NA	NA	NA	NA	NA
21655	Rich Products Corporation	Union City	Alameda	NA	Intermediate	NA	NA	NA	NA	NA	NA	NA	NA
21659	Infiniti Solutions USA Inc	San Jose	Santa Clara	NA	Intermediate	NA	NA	NA	NA	NA	NA	NA	NA
21664	Pac Tech USA - Packaging Technologies	Santa Clara	Santa Clara	NA	Intermediate	NA	NA	NA	NA	NA	NA	NA	NA
21665	Absolute Turnkey Services	Santa Clara	Santa Clara	NA	Intermediate	NA	NA	NA	NA	NA	NA	NA	NA
21670	Crash Champions LLC	Napa	Napa	NA	Intermediate	NA	NA	NA	NA	NA	NA	NA	NA
21687	J Style at Home	Brisbane	San Mateo	NA	Intermediate	NA	NA	NA	NA	NA	NA	NA	NA
21694	Randall Wilson and Sons Inc	Sonoma	Sonoma	NA	Intermediate	NA	NA	NA	NA	NA	NA	NA	NA
21697	Target Store #T2601	Petaluma	Sonoma	NA	Intermediate	NA	NA	NA	NA	NA	NA	NA	NA
21699	Eurocat Collision Repair LLC	Santa Rosa	Sonoma	NA	Intermediate	NA	NA	NA	NA	NA	NA	NA	NA
21718	Gorilla Coatings	San Leandro	Alameda	NA	Intermediate	NA	NA	NA	NA	NA	NA	NA	NA
21740	RH USA inc	Livermore	Alameda	NA	Intermediate	NA	NA	NA	NA	NA	NA	NA	NA
21741	Lombard Autobody LLC	San Francisco	San Francisco	NA	Intermediate	NA	NA	NA	NA	NA	NA	NA	NA
21747	San Jose Fire Dept Stn#29 / Accts Payable	San Jose	Santa Clara	NA	Intermediate	NA	NA	NA	NA	NA	NA	NA	NA
21751	Hero Protective Alloys Inc	Fairfield	Solano	NA	Intermediate	NA	NA	NA	NA	NA	NA	NA	NA
21757	Quantum Clean	Fremont	Alameda	NA	Intermediate	NA	NA	NA	NA	NA	NA	NA	NA
21761	AlSCO Inc	Santa Rosa	Sonoma	NA	Intermediate	NA	NA	NA	NA	NA	NA	NA	NA
21763	Stanford Energy Systems	San Francisco	San Francisco	NA	Intermediate	NA	NA	NA	NA	NA	NA	NA	NA
21778	nVent Thermal LLC	Redwood City	San Mateo	NA	Intermediate	NA	NA	NA	NA	NA	NA	NA	NA
21785	Stryker Neurovascular	Fremont	Alameda	NA	Intermediate	NA	NA	NA	NA	NA	NA	NA	NA
21788	Fireman's Fund Insurance Company	Novato	Marin	NA	Intermediate	NA	NA	NA	NA	NA	NA	NA	NA
21789	Target Store T2768	San Francisco	San Francisco	NA	Intermediate	NA	NA	NA	NA	NA	NA	NA	NA
21790	Target Store T2829	Alameda	Alameda	NA	Intermediate	NA	NA	NA	NA	NA	NA	NA	NA
21798	California Resources Production Corp	Suisun City	Solano	NA	Intermediate	NA	NA	NA	NA	NA	NA	NA	NA
21807	Core Systems Inc	Fremont	Alameda	NA	Intermediate	NA	NA	NA	NA	NA	NA	NA	NA
21809	Ruby's Roast	Berkeley	Alameda	NA	Intermediate	NA	NA	NA	NA	NA	NA	NA	NA
21810	Northwood Design Partners	Union City	Alameda	NA	Intermediate	NA	NA	NA	NA	NA	NA	NA	NA
21816	Mission Bay Sanitary Pump Station	San Francisco	San Francisco	NA	Intermediate	NA	NA	NA	NA	NA	NA	NA	NA
21842	California Department of Transportation	San Leandro	Alameda	NA	Intermediate	NA	NA	NA	NA	NA	NA	NA	NA
21846	Apple Inc	Cupertino	Santa Clara	NA	Intermediate	NA	NA	NA	NA	NA	NA	NA	NA
21850	Crash Champions LLC	Mountain View	Santa Clara	NA	Intermediate	NA	NA	NA	NA	NA	NA	NA	NA
21855	Santa Clara Powder Coating Inc	Santa Clara	Santa Clara	NA	Intermediate	NA	NA	NA	NA	NA	NA	NA	NA
21856	City of Santa Rosa	Santa Rosa	Sonoma	NA	Intermediate	NA	NA	NA	NA	NA	NA	NA	NA
21863	Crash Champions LLC	Richmond	Contra Costa	NA	Intermediate	NA	NA	NA	NA	NA	NA	NA	NA
21866	Medtronic	Santa Rosa	Sonoma	NA	Intermediate	NA	NA	NA	NA	NA	NA	NA	NA
21867	Custom Auto	San Francisco	San Francisco	NA	Intermediate	NA	NA	NA	NA	NA	NA	NA	NA
21887	Bloomberg Newsroom and Office	San Francisco	San Francisco	NA	Intermediate	NA	NA	NA	NA	NA	NA	NA	NA
21896	Quantum Labs Inc	San Jose	Santa Clara	NA	Intermediate	NA	NA	NA	NA	NA	NA	NA	NA
21899	Nun's Canyon Rock LLC	Glen Ellen	Sonoma	NA	Intermediate	NA	NA	NA	NA	NA	NA	NA	NA
21901	B G Auto Body	Richmond	Contra Costa	NA	Intermediate	NA	NA	NA	NA	NA	NA	NA	NA
21905	Bay Area Circuits Inc	Fremont	Alameda	NA	Intermediate	NA	NA	NA	NA	NA	NA	NA	NA
21909	Innova Dynamics	San Francisco	San Francisco	NA	Intermediate	NA	NA	NA	NA	NA	NA	NA	NA
21913	Priola Body Shop Inc	San Mateo	San Mateo	NA	Intermediate	NA	NA	NA	NA	NA	NA	NA	NA
21926	Tara Hills Drive Limited CA LP	Pinole	Contra Costa	NA	Intermediate	NA	NA	NA	NA	NA	NA	NA	NA
21927	Brilliant Group Inc	Richmond	Contra Costa	NA	Intermediate	NA	NA	NA	NA	NA	NA	NA	NA
21940	John Hansen & Sons Inc	Oakland	Alameda	NA	Intermediate	NA	NA	NA	NA	NA	NA	NA	NA
21943	R&P Painting Company	San Jose	Santa Clara	NA	Intermediate	NA	NA	NA	NA	NA	NA	NA	NA
21949	Bicycle Coffee LLC	Oakland	Alameda	NA	Intermediate	NA	NA	NA	NA	NA	NA	NA	NA
21953	Verizon Wireless (W Petaluma)	Petaluma	Sonoma	NA	Intermediate	NA	NA	NA	NA	NA	NA	NA	NA
21958	Ed Arroyo Auto Body	San Francisco	San Francisco	NA	Intermediate	NA	NA	NA	NA	NA	NA	NA	NA
21962	California Resources Production Corp	Rio Vista	Contra Costa	NA	Intermediate	NA	NA	NA	NA	NA	NA	NA	NA

Facility Number	Facility Name ⁽¹⁾ (1)See pp. 18-21 of the TAC Control Program Annual Report for important context regarding this data.	City	County	Rule 11-18 Ranking	AB2588 Priority Ranking	Cancer PS	Chronic PS	PS	PS Year	HRA Year	Cancer Risk (chances in a million)	Chronic Hazard Index	Acute Hazard Index
21964	Pacific Collision	Oakland	Alameda	NA	Intermediate	NA	NA	NA	NA	NA	NA	NA	NA
21976	JBM Custom Cabinets Inc	Morgan Hill	Santa Clara	NA	Intermediate	NA	NA	NA	NA	NA	NA	NA	NA
21985	Chilton Auto Body of Pleasanton	Pleasanton	Alameda	NA	Intermediate	NA	NA	NA	NA	NA	NA	NA	NA
21986	Unlimited Collision Repair	Vallejo	Solano	NA	Intermediate	NA	NA	NA	NA	NA	NA	NA	NA
22010	Whole Foods Market	Fremont	Alameda	NA	Intermediate	NA	NA	NA	NA	NA	NA	NA	NA
22016	A & J Auto Body	Concord	Contra Costa	NA	Intermediate	NA	NA	NA	NA	NA	NA	NA	NA
22027	Verizon Wireless (Richmond Parkway)	Richmond	Contra Costa	NA	Intermediate	NA	NA	NA	NA	NA	NA	NA	NA
22029	Espanas Collision Repair	Campbell	Santa Clara	NA	Intermediate	NA	NA	NA	NA	NA	NA	NA	NA
22041	BlueLine Engineering	Pleasant Hill	Contra Costa	NA	Intermediate	NA	NA	NA	NA	NA	NA	NA	NA
22043	B-2 Auto Body	Hayward	Alameda	NA	Intermediate	NA	NA	NA	NA	NA	NA	NA	NA
22056	Fortes Auto Body Inc.	Sunnyvale	Santa Clara	NA	Intermediate	NA	NA	NA	NA	NA	NA	NA	NA
22091	University of Southern California	San Jose	Santa Clara	NA	Intermediate	NA	NA	NA	NA	NA	NA	NA	NA
22116	Hagen Finishing Inc	Pacheco	Contra Costa	NA	Intermediate	NA	NA	NA	NA	NA	NA	NA	NA
22124	Wildwood Workshop Company	San Jose	Santa Clara	NA	Intermediate	NA	NA	NA	NA	NA	NA	NA	NA
22125	Hansel Collision Center	Santa Rosa	Sonoma	NA	Intermediate	NA	NA	NA	NA	NA	NA	NA	NA
22126	Quality Collision NorCal LLC dba B&S Hacienda Auto Body	Livermore	Alameda	NA	Intermediate	NA	NA	NA	NA	NA	NA	NA	NA
22129	Espanas Collision Repair	San Jose	Santa Clara	NA	Intermediate	NA	NA	NA	NA	NA	NA	NA	NA
22134	Caliber Collision Center	Brentwood	Contra Costa	NA	Intermediate	NA	NA	NA	NA	NA	NA	NA	NA
22153	Martin Residence	Napa	Napa	NA	Intermediate	NA	NA	NA	NA	NA	NA	NA	NA
22159	S T Johnson Company LLC	Fairfield	Solano	NA	Intermediate	NA	NA	NA	NA	NA	NA	NA	NA
22166	South Bay Body Shop	Redwood City	San Mateo	NA	Intermediate	NA	NA	NA	NA	NA	NA	NA	NA
22172	Auto Craft Body & Paint	Hayward	Alameda	NA	Intermediate	NA	NA	NA	NA	NA	NA	NA	NA
22174	HeavyLux Inc	San Leandro	Alameda	NA	Intermediate	NA	NA	NA	NA	NA	NA	NA	NA
22207	Sanitary District #5 of Marin County (SD#5)	Tiburon	Marin	NA	Intermediate	NA	NA	NA	NA	NA	NA	NA	NA
22212	Y2K Auto Body Repair	San Jose	Santa Clara	NA	Intermediate	NA	NA	NA	NA	NA	NA	NA	NA
22229	Royal Truck Body	Union City	Alameda	NA	Intermediate	NA	NA	NA	NA	NA	NA	NA	NA
22232	Spectrom Composite & Paint (Auto Worx)	Antioch	Contra Costa	NA	Intermediate	NA	NA	NA	NA	NA	NA	NA	NA
22234	MJ Coffee Inc	Santa Clara	Santa Clara	NA	Intermediate	NA	NA	NA	NA	NA	NA	NA	NA
22237	Celestica Precision Machining Lt	Fremont	Alameda	NA	Intermediate	NA	NA	NA	NA	NA	NA	NA	NA
22238	Celestica Precision Machining Lt	Fremont	Alameda	NA	Intermediate	NA	NA	NA	NA	NA	NA	NA	NA
22252	Mabury Auto Body And Paint	San Jose	Santa Clara	NA	Intermediate	NA	NA	NA	NA	NA	NA	NA	NA
22253	Andrew G's Bodyshop Inc	San Jose	Santa Clara	NA	Intermediate	NA	NA	NA	NA	NA	NA	NA	NA
22266	Target Store T2830	Santa Clara	Santa Clara	NA	Intermediate	NA	NA	NA	NA	NA	NA	NA	NA
22272	Dawit Auto Body	Oakland	Alameda	NA	Intermediate	NA	NA	NA	NA	NA	NA	NA	NA
22276	Jefferson Union High School District (Westmoor HS)	Daly City	San Mateo	NA	Intermediate	NA	NA	NA	NA	NA	NA	NA	NA
22279	Verizon Wireless (Broadway & 29th)	Oakland	Alameda	NA	Intermediate	NA	NA	NA	NA	NA	NA	NA	NA
22281	Done Right Motorsports	Newark	Alameda	NA	Intermediate	NA	NA	NA	NA	NA	NA	NA	NA
22284	RMD AUTO LLC	San Bruno	San Mateo	NA	Intermediate	NA	NA	NA	NA	NA	NA	NA	NA
22294	Professional Auto Body Shop	Richmond	Contra Costa	NA	Intermediate	NA	NA	NA	NA	NA	NA	NA	NA
22295	Newark United Auto Body Inc	Newark	Alameda	NA	Intermediate	NA	NA	NA	NA	NA	NA	NA	NA
22304	Chilton Auto Body Santa Clara	Santa Clara	Santa Clara	NA	Intermediate	NA	NA	NA	NA	NA	NA	NA	NA
22308	Safety-Kleen of California Inc	Newark	Alameda	NA	Intermediate	NA	NA	NA	NA	NA	NA	NA	NA
22315	Kovacs Motors	San Rafael	Marin	NA	Intermediate	NA	NA	NA	NA	NA	NA	NA	NA
22325	Ironies LLC	Berkeley	Alameda	NA	Intermediate	NA	NA	NA	NA	NA	NA	NA	NA
22329	Valley Of The Moon Water District	Sonoma	Sonoma	NA	Intermediate	NA	NA	NA	NA	NA	NA	NA	NA
22338	Raymond Handling	Fremont	Alameda	NA	Intermediate	NA	NA	NA	NA	NA	NA	NA	NA
22349	Martinelli Environmental Graphics	San Francisco	San Francisco	NA	Intermediate	NA	NA	NA	NA	NA	NA	NA	NA
22355	G & C Auto Body LLC	Oakland	Alameda	NA	Intermediate	NA	NA	NA	NA	NA	NA	NA	NA
22369	Chilton Auto Body (South)	Burlingame	San Mateo	NA	Intermediate	NA	NA	NA	NA	NA	NA	NA	NA
22384	New Cingular Wireless PCS LLC dba AT&T	Clayton	Contra Costa	NA	Intermediate	NA	NA	NA	NA	NA	NA	NA	NA
22389	West Coast Laminating	Hayward	Alameda	NA	Intermediate	NA	NA	NA	NA	NA	NA	NA	NA
22392	Atria Park of Lafayette 10301	Lafayette	Contra Costa	NA	Intermediate	NA	NA	NA	NA	NA	NA	NA	NA
22400	Essex Property Trust Inc.	San Jose	Santa Clara	NA	Intermediate	NA	NA	NA	NA	NA	NA	NA	NA
22412	Verizon Wireless (Telegraph & Broadway)	Oakland	Alameda	NA	Intermediate	NA	NA	NA	NA	NA	NA	NA	NA
22417	AEI Consultants	Walnut Creek	Contra Costa	NA	Intermediate	NA	NA	NA	NA	NA	NA	NA	NA
22430	Complete Coach Works	Alameda	Alameda	NA	Intermediate	NA	NA	NA	NA	NA	NA	NA	NA
22431	Auto 360 Inc	Daly City	San Mateo	NA	Intermediate	NA	NA	NA	NA	NA	NA	NA	NA
22434	Marin Coffee Roasters	Novato	Marin	NA	Intermediate	NA	NA	NA	NA	NA	NA	NA	NA
22438	G & C Auto Body DBA Klimisch Collision - Fairfield	Fairfield	Solano	NA	Intermediate	NA	NA	NA	NA	NA	NA	NA	NA
22440	Cal Collision	Fremont	Alameda	NA	Intermediate	NA	NA	NA	NA	NA	NA	NA	NA
22443	32 Shady Lane Residence	Ross	Marin	NA	Intermediate	NA	NA	NA	NA	NA	NA	NA	NA
22446	City of Pacifica Water Recycling/Wastewater Treat	Pacifica	San Mateo	NA	Intermediate	NA	NA	NA	NA	NA	NA	NA	NA
22447	City of Pacifica Water Recycling/Wastewater Treat	Pacifica	San Mateo	NA	Intermediate	NA	NA	NA	NA	NA	NA	NA	NA

Facility Number	Facility Name ⁽¹⁾ (1)See pp. 18-21 of the TAC Control Program Annual Report for important context regarding this data.	City	County	Rule 11-18 Ranking	AB2588 Priority Ranking	Cancer PS	Chronic PS	PS	PS Year	HRA Year	Cancer Risk (chances in a million)	Chronic Hazard Index	Acute Hazard Index
22455	Keysight Technologies Inc	Santa Clara	Santa Clara	NA	Intermediate	NA	NA	NA	NA	NA	NA	NA	NA
22462	Precision Auto Body	Antioch	Contra Costa	NA	Intermediate	NA	NA	NA	NA	NA	NA	NA	NA
22484	Tri City Cabinet	Fremont	Alameda	NA	Intermediate	NA	NA	NA	NA	NA	NA	NA	NA
22494	Protein Simple	San Jose	Santa Clara	NA	Intermediate	NA	NA	NA	NA	NA	NA	NA	NA
22496	Outreach	San Jose	Santa Clara	NA	Intermediate	NA	NA	NA	NA	NA	NA	NA	NA
22498	Royal Ground	San Rafael	Marin	NA	Intermediate	NA	NA	NA	NA	NA	NA	NA	NA
22501	Oakland Collision Center	Oakland	Alameda	NA	Intermediate	NA	NA	NA	NA	NA	NA	NA	NA
22502	Safeway Inc #3031	Daly City	San Mateo	NA	Intermediate	NA	NA	NA	NA	NA	NA	NA	NA
22507	Safeway Inc #1711	San Francisco	San Francisco	NA	Intermediate	NA	NA	NA	NA	NA	NA	NA	NA
22508	Safeway Inc #0667	San Francisco	San Francisco	NA	Intermediate	NA	NA	NA	NA	NA	NA	NA	NA
22509	Safeway Inc #2606	San Francisco	San Francisco	NA	Intermediate	NA	NA	NA	NA	NA	NA	NA	NA
22510	Safeway Inc #985	San Francisco	San Francisco	NA	Intermediate	NA	NA	NA	NA	NA	NA	NA	NA
22514	San Jose Evergreen Community College District	San Jose	Santa Clara	NA	Intermediate	NA	NA	NA	NA	NA	NA	NA	NA
22517	Precast Only	Morgan Hill	Santa Clara	NA	Intermediate	NA	NA	NA	NA	NA	NA	NA	NA
22528	Blue Print Studios Trends Inc	South San Francisco	San Mateo	NA	Intermediate	NA	NA	NA	NA	NA	NA	NA	NA
22538	Molecular BioProducts Inc - ThermoFisher	Petaluma	Sonoma	NA	Intermediate	NA	NA	NA	NA	NA	NA	NA	NA
22544	Weihong Vanguard Auto Inc	Fremont	Alameda	NA	Intermediate	NA	NA	NA	NA	NA	NA	NA	NA
22547	Delta Americas	Fremont	Alameda	NA	Intermediate	NA	NA	NA	NA	NA	NA	NA	NA
22548	Americana Garage Door Mfg	South San Francisco	San Mateo	NA	Intermediate	NA	NA	NA	NA	NA	NA	NA	NA
22549	E Ink Corporation	Fremont	Alameda	NA	Intermediate	NA	NA	NA	NA	NA	NA	NA	NA
22550	Challenger Schools	San Jose	Santa Clara	NA	Intermediate	NA	NA	NA	NA	NA	NA	NA	NA
22555	Larson Bros Inc dba Larson Bros	Napa	Napa	NA	Intermediate	NA	NA	NA	NA	NA	NA	NA	NA
22562	Honeywell International Inc	Belmont	San Mateo	NA	Intermediate	NA	NA	NA	NA	NA	NA	NA	NA
22563	Whole Foods Market	Berkeley	Alameda	NA	Intermediate	NA	NA	NA	NA	NA	NA	NA	NA
22564	Absolute Quality Auto Body	Santa Rosa	Sonoma	NA	Intermediate	NA	NA	NA	NA	NA	NA	NA	NA
22569	R & R Specialties Painting Inc	San Jose	Santa Clara	NA	Intermediate	NA	NA	NA	NA	NA	NA	NA	NA
22574	QuantumScape	San Jose	Santa Clara	NA	Intermediate	NA	NA	NA	NA	NA	NA	NA	NA
22577	Wet Xamples	Benicia	Solano	NA	Intermediate	NA	NA	NA	NA	NA	NA	NA	NA
22601	Genmark Automation	Fremont	Alameda	NA	Intermediate	NA	NA	NA	NA	NA	NA	NA	NA
22613	Juan's Custom Furniture & Kitchen	Morgan Hill	Santa Clara	NA	Intermediate	NA	NA	NA	NA	NA	NA	NA	NA
22616	Safeway Inc #3281	Alameda	Alameda	NA	Intermediate	NA	NA	NA	NA	NA	NA	NA	NA
22628	County of Marin MERA Pt Reyes	Point Reyes Station	Marin	NA	Intermediate	NA	NA	NA	NA	NA	NA	NA	NA
22651	Schurman Retail Group/Papyrus Paper	Fairfield	Solano	NA	Intermediate	NA	NA	NA	NA	NA	NA	NA	NA
22666	St Helena Hospital Well No 2	Angwin	Napa	NA	Intermediate	NA	NA	NA	NA	NA	NA	NA	NA
22675	Service King Paint & Body	San Jose	Santa Clara	NA	Intermediate	NA	NA	NA	NA	NA	NA	NA	NA
22678	Caliber Collision Center	Mountain View	Santa Clara	NA	Intermediate	NA	NA	NA	NA	NA	NA	NA	NA
22679	Caliber Collision Center	Milpitas	Santa Clara	NA	Intermediate	NA	NA	NA	NA	NA	NA	NA	NA
22682	G & C Auto Body LLC	Richmond	Contra Costa	NA	Intermediate	NA	NA	NA	NA	NA	NA	NA	NA
22686	Service King Paint & Body	Oakland	Alameda	NA	Intermediate	NA	NA	NA	NA	NA	NA	NA	NA
22715	Service King Paint & Body	San Jose	Santa Clara	NA	Intermediate	NA	NA	NA	NA	NA	NA	NA	NA
22716	Car West Collision	Mountain View	Santa Clara	NA	Intermediate	NA	NA	NA	NA	NA	NA	NA	NA
22724	Recology San Bruno	San Bruno	San Mateo	NA	Intermediate	NA	NA	NA	NA	NA	NA	NA	NA
22728	AstraZeneca Pharmaceuticals LP	Redwood City	San Mateo	NA	Intermediate	NA	NA	NA	NA	NA	NA	NA	NA
22735	Btue Sky Auto Body Inc	South San Francisco	San Mateo	NA	Intermediate	NA	NA	NA	NA	NA	NA	NA	NA
22756	Sunsweet Cabinetry	Napa	Napa	NA	Intermediate	NA	NA	NA	NA	NA	NA	NA	NA
22763	Amber Flooring Inc	Oakland	Alameda	NA	Intermediate	NA	NA	NA	NA	NA	NA	NA	NA
22775	Alpha Magnetics Inc	Hayward	Alameda	NA	Intermediate	NA	NA	NA	NA	NA	NA	NA	NA
22783	Lou Saare Body Shop	Santa Rosa	Sonoma	NA	Intermediate	NA	NA	NA	NA	NA	NA	NA	NA
22784	Cabinet Coats	Concord	Contra Costa	NA	Intermediate	NA	NA	NA	NA	NA	NA	NA	NA
22786	Atria-Burlingame	Burlingame	San Mateo	NA	Intermediate	NA	NA	NA	NA	NA	NA	NA	NA
22791	Ramondin USA Inc	Napa	Napa	NA	Intermediate	NA	NA	NA	NA	NA	NA	NA	NA
22797	Caliber Collision Center	Santa Clara	Santa Clara	NA	Intermediate	NA	NA	NA	NA	NA	NA	NA	NA
22799	USI VI	Oakland	Alameda	NA	Intermediate	NA	NA	NA	NA	NA	NA	NA	NA
22802	Safeway Inc #309	Fremont	Alameda	NA	Intermediate	NA	NA	NA	NA	NA	NA	NA	NA
22803	Safeway Inc #2941	Pleasant Hill	Contra Costa	NA	Intermediate	NA	NA	NA	NA	NA	NA	NA	NA
22804	Safeway Inc #1931	Fremont	Alameda	NA	Intermediate	NA	NA	NA	NA	NA	NA	NA	NA
22805	Safeway Inc #316	San Jose	Santa Clara	NA	Intermediate	NA	NA	NA	NA	NA	NA	NA	NA
22807	Safeway Inc # 1879	Milpitas	Santa Clara	NA	Intermediate	NA	NA	NA	NA	NA	NA	NA	NA
22808	Vulcan Materials Co DBA Calmat	Los Gatos	Santa Clara	NA	Intermediate	NA	NA	NA	NA	NA	NA	NA	NA
22813	Safeway Inc #2887	Sunnyvale	Santa Clara	NA	Intermediate	NA	NA	NA	NA	NA	NA	NA	NA
22821	Safeway Inc #1119	Oakland	Alameda	NA	Intermediate	NA	NA	NA	NA	NA	NA	NA	NA
22830	Safeway Inc #918	Rohnert Park	Sonoma	NA	Intermediate	NA	NA	NA	NA	NA	NA	NA	NA

Facility Number	Facility Name ⁽¹⁾ (1)See pp. 18-21 of the TAC Control Program Annual Report for important context regarding this data.	City	County	Rule 11-18 Ranking	AB2588 Priority Ranking	Cancer PS	Chronic PS	PS	PS Year	HRA Year	Cancer Risk (chances in a million)	Chronic Hazard Index	Acute Hazard Index
22831	Safeway Inc #1723	San Anselmo	Marin	NA	Intermediate	NA	NA	NA	NA	NA	NA	NA	NA
22833	Safeway Inc #1562	Santa Rosa	Sonoma	NA	Intermediate	NA	NA	NA	NA	NA	NA	NA	NA
22849	Safeway Inc #968	Vallejo	Solano	NA	Intermediate	NA	NA	NA	NA	NA	NA	NA	NA
22850	Safeway Inc #2718	Mill Valley	Marin	NA	Intermediate	NA	NA	NA	NA	NA	NA	NA	NA
22864	Blue Line Transfer Inc	South San Francisco	San Mateo	NA	Intermediate	NA	NA	NA	NA	NA	NA	NA	NA
22871	Crash Champions LLC	Antioch	Contra Costa	NA	Intermediate	NA	NA	NA	NA	NA	NA	NA	NA
22890	Stanford Court Hotel	San Francisco	San Francisco	NA	Intermediate	NA	NA	NA	NA	NA	NA	NA	NA
22901	SWLD LLC C/O CALFOX-Whitehall	Saint Helena	Napa	NA	Intermediate	NA	NA	NA	NA	NA	NA	NA	NA
22905	Safeway Inc #2708	Alameda	Alameda	NA	Intermediate	NA	NA	NA	NA	NA	NA	NA	NA
22914	Whole Foods Market	Dublin	Alameda	NA	Intermediate	NA	NA	NA	NA	NA	NA	NA	NA
22915	Filo's Auto Body #2	San Jose	Santa Clara	NA	Intermediate	NA	NA	NA	NA	NA	NA	NA	NA
22916	Accurate Body & Paint	Hayward	Alameda	NA	Intermediate	NA	NA	NA	NA	NA	NA	NA	NA
22925	Acre Coffee	Petaluma	Sonoma	NA	Intermediate	NA	NA	NA	NA	NA	NA	NA	NA
22970	Tuff Shed Inc	Milpitas	Santa Clara	NA	Intermediate	NA	NA	NA	NA	NA	NA	NA	NA
22980	Junipero Serra Properties LLC	Daly City	San Mateo	NA	Intermediate	NA	NA	NA	NA	NA	NA	NA	NA
22996	Papachay Peruvian Coffee Company	San Carlos	San Mateo	NA	Intermediate	NA	NA	NA	NA	NA	NA	NA	NA
23015	Philz Coffee	Oakland	Alameda	NA	Intermediate	NA	NA	NA	NA	NA	NA	NA	NA
23021	Counter Culture Coffee	Emeryville	Alameda	NA	Intermediate	NA	NA	NA	NA	NA	NA	NA	NA
23025	A&J Auto Body	San Francisco	San Francisco	NA	Intermediate	NA	NA	NA	NA	NA	NA	NA	NA
23027	250 Bryant	Mountain View	Santa Clara	NA	Intermediate	NA	NA	NA	NA	NA	NA	NA	NA
23030	Moksha Coffee Roasting LLC	Mountain View	Santa Clara	NA	Intermediate	NA	NA	NA	NA	NA	NA	NA	NA
23031	Marina Tower Apartments	Vallejo	Solano	NA	Intermediate	NA	NA	NA	NA	NA	NA	NA	NA
23035	GeoRestoration Inc	Campbell	Santa Clara	NA	Intermediate	NA	NA	NA	NA	NA	NA	NA	NA
23039	Caliber Collision Center	Oakland	Alameda	NA	Intermediate	NA	NA	NA	NA	NA	NA	NA	NA
23040	Caliber Collision Center	Oakland	Alameda	NA	Intermediate	NA	NA	NA	NA	NA	NA	NA	NA
23055	Reveille Coffee Co	San Francisco	San Francisco	NA	Intermediate	NA	NA	NA	NA	NA	NA	NA	NA
23065	Pacific Heights Auto Body Inc	San Francisco	San Francisco	NA	Intermediate	NA	NA	NA	NA	NA	NA	NA	NA
23066	Verizon Wireless Hwy 680 & El Cerro	Danville	Contra Costa	NA	Intermediate	NA	NA	NA	NA	NA	NA	NA	NA
23071	Sextant Coffee Roasters	San Francisco	San Francisco	NA	Intermediate	NA	NA	NA	NA	NA	NA	NA	NA
23073	Apple Inc	Cupertino	Santa Clara	NA	Intermediate	NA	NA	NA	NA	NA	NA	NA	NA
23085	Acorn Restoration	Oakland	Alameda	NA	Intermediate	NA	NA	NA	NA	NA	NA	NA	NA
23087	Gooch and Housego (Palo Alto) LLC	Fremont	Alameda	NA	Intermediate	NA	NA	NA	NA	NA	NA	NA	NA
23100	BASF Metals LLC	Fremont	Alameda	NA	Intermediate	NA	NA	NA	NA	NA	NA	NA	NA
23103	Verizon Wireless - Clinton	Oakland	Alameda	NA	Intermediate	NA	NA	NA	NA	NA	NA	NA	NA
23112	Safeway Inc #2449	Napa	Napa	NA	Intermediate	NA	NA	NA	NA	NA	NA	NA	NA
23113	Safeway Inc #1576	Santa Rosa	Sonoma	NA	Intermediate	NA	NA	NA	NA	NA	NA	NA	NA
23114	Safeway Inc #2621	Brentwood	Contra Costa	NA	Intermediate	NA	NA	NA	NA	NA	NA	NA	NA
23115	Safeway Inc #2605	Saint Helena	Napa	NA	Intermediate	NA	NA	NA	NA	NA	NA	NA	NA
23118	Safeway Inc #774	Benicia	Solano	NA	Intermediate	NA	NA	NA	NA	NA	NA	NA	NA
23119	Safeway Inc #668	Belmont	San Mateo	NA	Intermediate	NA	NA	NA	NA	NA	NA	NA	NA
23120	Safeway Inc #768	Castro Valley	Alameda	NA	Intermediate	NA	NA	NA	NA	NA	NA	NA	NA
23123	Flyers #479	Santa Rosa	Sonoma	NA	Intermediate	NA	NA	NA	NA	NA	NA	NA	NA
23128	Linden Residence	Atherton	San Mateo	NA	Intermediate	NA	NA	NA	NA	NA	NA	NA	NA
23139	Marshall's Body Shop	Glen Ellen	Sonoma	NA	Intermediate	NA	NA	NA	NA	NA	NA	NA	NA
23140	Spin Memory Inc	Fremont	Alameda	NA	Intermediate	NA	NA	NA	NA	NA	NA	NA	NA
23141	Johnson Drive Holdings I LLC	Pleasanton	Alameda	NA	Intermediate	NA	NA	NA	NA	NA	NA	NA	NA
23163	Tesla Motors Inc	Fremont	Alameda	NA	Intermediate	NA	NA	NA	NA	NA	NA	NA	NA
23167	Douglas Products	Pittsburg	Contra Costa	NA	Intermediate	NA	NA	NA	NA	NA	NA	NA	NA
23186	Bella Rosa Coffee Company	Santa Rosa	Sonoma	NA	Intermediate	NA	NA	NA	NA	NA	NA	NA	NA
23195	Jon & Joanne Goldstein-Goldenstein Residence	Saint Helena	Napa	NA	Intermediate	NA	NA	NA	NA	NA	NA	NA	NA
23198	Sandman Inc doing business as Star Concrete	Morgan Hill	Santa Clara	NA	Intermediate	NA	NA	NA	NA	NA	NA	NA	NA
23200	Safeway Inc #2828	Novato	Marin	NA	Intermediate	NA	NA	NA	NA	NA	NA	NA	NA
23202	Safeway Inc #2878	Millbrae	San Mateo	NA	Intermediate	NA	NA	NA	NA	NA	NA	NA	NA
23208	Safeway Inc #3125	Emeryville	Alameda	NA	Intermediate	NA	NA	NA	NA	NA	NA	NA	NA
23212	Safeway Inc #1547	Burlingame	San Mateo	NA	Intermediate	NA	NA	NA	NA	NA	NA	NA	NA
23249	Oakley Collision Auto Body LLC	Oakley	Contra Costa	NA	Intermediate	NA	NA	NA	NA	NA	NA	NA	NA
23253	Chilton Auto Body DF - Nob Hill	San Francisco	San Francisco	NA	Intermediate	NA	NA	NA	NA	NA	NA	NA	NA
23266	Leon's Powder Coating SC	Santa Clara	Santa Clara	NA	Intermediate	NA	NA	NA	NA	NA	NA	NA	NA
23273	Dome Print & Marketing Solutions	Richmond	Contra Costa	NA	Intermediate	NA	NA	NA	NA	NA	NA	NA	NA
23278	BioForceTech Corporation	Redwood City	San Mateo	NA	Intermediate	NA	NA	NA	NA	NA	NA	NA	NA
23293	Teva Pharmaceuticals/Arana Therapeutics	Redwood City	San Mateo	NA	Intermediate	NA	NA	NA	NA	NA	NA	NA	NA
23297	Pangea Environmental Services Inc	San Francisco	San Francisco	NA	Intermediate	NA	NA	NA	NA	NA	NA	NA	NA
23298	Apex Companies LLC	Livermore	Alameda	NA	Intermediate	NA	NA	NA	NA	NA	NA	NA	NA
23309	Millwork Solutions Inc	Livermore	Alameda	NA	Intermediate	NA	NA	NA	NA	NA	NA	NA	NA

Facility Number	Facility Name ⁽¹⁾ (1)See pp. 18-21 of the TAC Control Program Annual Report for important context regarding this data.	City	County	Rule 11-18 Ranking	AB2588 Priority Ranking	Cancer PS	Chronic PS	PS	PS Year	HRA Year	Cancer Risk (chances in a million)	Chronic Hazard Index	Acute Hazard Index
23312	Christmas In The Park	San Jose	Santa Clara	NA	Intermediate	NA	NA	NA	NA	NA	NA	NA	NA
23319	McAdams Residence	Sonoma	Sonoma	NA	Intermediate	NA	NA	NA	NA	NA	NA	NA	NA
23330	EPZ Inc	Santa Clara	Santa Clara	NA	Intermediate	NA	NA	NA	NA	NA	NA	NA	NA
23339	SV Probe Inc	San Jose	Santa Clara	NA	Intermediate	NA	NA	NA	NA	NA	NA	NA	NA
23346	CEVA	Newark	Alameda	NA	Intermediate	NA	NA	NA	NA	NA	NA	NA	NA
23373	W L Gore & Associates Inc	Santa Clara	Santa Clara	NA	Intermediate	NA	NA	NA	NA	NA	NA	NA	NA
23378	Strategic Materials Inc	Fairfield	Solano	NA	Intermediate	NA	NA	NA	NA	NA	NA	NA	NA
23384	Apple Inc	Santa Clara	Santa Clara	NA	Intermediate	NA	NA	NA	NA	NA	NA	NA	NA
23399	Western DoveTail Inc	Vallejo	Solano	NA	Intermediate	NA	NA	NA	NA	NA	NA	NA	NA
23437	Nova Eye Medical Inc.	Fremont	Alameda	NA	Intermediate	NA	NA	NA	NA	NA	NA	NA	NA
23440	Carleigh Jaques	Napa	Napa	NA	Intermediate	NA	NA	NA	NA	NA	NA	NA	NA
23456	Environmental Investigation Services Inc	Los Gatos	Santa Clara	NA	Intermediate	NA	NA	NA	NA	NA	NA	NA	NA
23467	Vander-Bend Manufacturing Inc	San Jose	Santa Clara	NA	Intermediate	NA	NA	NA	NA	NA	NA	NA	NA
23469	Verizon Wireless-Farnsworth	San Leandro	Alameda	NA	Intermediate	NA	NA	NA	NA	NA	NA	NA	NA
23472	Former Mee Rae/Malette/Payless Cleaners	Oakland	Alameda	NA	Intermediate	NA	NA	NA	NA	NA	NA	NA	NA
23482	Coherent Inc - TIOS	Richmond	Contra Costa	NA	Intermediate	NA	NA	NA	NA	NA	NA	NA	NA
23492	C and H Enterprises	Fremont	Alameda	NA	Intermediate	NA	NA	NA	NA	NA	NA	NA	NA
23494	Front Cafe LLC	San Francisco	San Francisco	NA	Intermediate	NA	NA	NA	NA	NA	NA	NA	NA
23504	Vertical Bridge Towers LLC	Hayward	Alameda	NA	Intermediate	NA	NA	NA	NA	NA	NA	NA	NA
23513	1860 BSL Trust	Belvedere Tiburon	Marin	NA	Intermediate	NA	NA	NA	NA	NA	NA	NA	NA
23529	Bimbo Bakeries USA Inc	Hayward	Alameda	NA	Intermediate	NA	NA	NA	NA	NA	NA	NA	NA
23537	Pulley Oakland LLC	Oakland	Alameda	NA	Intermediate	NA	NA	NA	NA	NA	NA	NA	NA
23541	ANGELAC'S Collision Center	Pittsburg	Contra Costa	NA	Intermediate	NA	NA	NA	NA	NA	NA	NA	NA
23542	Tournesol Siteworks LLC	Union City	Alameda	NA	Intermediate	NA	NA	NA	NA	NA	NA	NA	NA
23556	County of San Mateo	Loma Mar	San Mateo	NA	Intermediate	NA	NA	NA	NA	NA	NA	NA	NA
23558	Whole Foods Market	Santa Clara	Santa Clara	NA	Intermediate	NA	NA	NA	NA	NA	NA	NA	NA
23561	Verizon Wireless - San Mateo	San Mateo	San Mateo	NA	Intermediate	NA	NA	NA	NA	NA	NA	NA	NA
23601	MASS Precision Inc	Fremont	Alameda	NA	Intermediate	NA	NA	NA	NA	NA	NA	NA	NA
23605	Green Waste Recycling	Oakland	Alameda	NA	Intermediate	NA	NA	NA	NA	NA	NA	NA	NA
23615	Pick-n-Pull Auto Dismantlers-Oakland#70	Oakland	Alameda	NA	Intermediate	NA	NA	NA	NA	NA	NA	NA	NA
23619	Pick-n-Pull Auto Dismantlers-Richmond #12	Richmond	Contra Costa	NA	Intermediate	NA	NA	NA	NA	NA	NA	NA	NA
23623	ARK Diagnostics	Fremont	Alameda	NA	Intermediate	NA	NA	NA	NA	NA	NA	NA	NA
23626	Graphic Sportswear	South San Francisco	San Mateo	NA	Intermediate	NA	NA	NA	NA	NA	NA	NA	NA
23642	Flavor Insights	Benicia	Solano	NA	Intermediate	NA	NA	NA	NA	NA	NA	NA	NA
23669	Fitness Superstore	Benicia	Solano	NA	Intermediate	NA	NA	NA	NA	NA	NA	NA	NA
23677	Golden Gate Auto Body	San Francisco	San Francisco	NA	Intermediate	NA	NA	NA	NA	NA	NA	NA	NA
23691	Arcadis US Inc	San Leandro	Alameda	NA	Intermediate	NA	NA	NA	NA	NA	NA	NA	NA
23695	ASB DeHaro Place LLC c/o Union Property Capital	San Francisco	San Francisco	NA	Intermediate	NA	NA	NA	NA	NA	NA	NA	NA
23697	California Craft Maltings LLC dba Admiral Maltings	Alameda	Alameda	NA	Intermediate	NA	NA	NA	NA	NA	NA	NA	NA
23698	Fremont Properties c/o Geosyntec Consultants	Sunnyvale	Santa Clara	NA	Intermediate	NA	NA	NA	NA	NA	NA	NA	NA
23703	NxEdge MH LLC	Morgan Hill	Santa Clara	NA	Intermediate	NA	NA	NA	NA	NA	NA	NA	NA
23704	Reagent Chemical & Research Inc	Pittsburg	Contra Costa	NA	Intermediate	NA	NA	NA	NA	NA	NA	NA	NA
23708	Caliber Collision Center	San Jose	Santa Clara	NA	Intermediate	NA	NA	NA	NA	NA	NA	NA	NA
23713	Huwa Holding	Atherton	San Mateo	NA	Intermediate	NA	NA	NA	NA	NA	NA	NA	NA
23722	Central Valley Ag Services	Oakland	Alameda	NA	Intermediate	NA	NA	NA	NA	NA	NA	NA	NA
23724	Ensurge Micropower Inc	San Jose	Santa Clara	NA	Intermediate	NA	NA	NA	NA	NA	NA	NA	NA
23728	Advantage Metal Products	Livermore	Alameda	NA	Intermediate	NA	NA	NA	NA	NA	NA	NA	NA
23730	John B Rohrer - Private Residence	Atherton	San Mateo	NA	Intermediate	NA	NA	NA	NA	NA	NA	NA	NA
23745	Victoria Marina LLC	Alameda	Alameda	NA	Intermediate	NA	NA	NA	NA	NA	NA	NA	NA
23757	Transform Auto Body	South San Francisco	San Mateo	NA	Intermediate	NA	NA	NA	NA	NA	NA	NA	NA
23758	Plantation Coffee Roastery	San Carlos	San Mateo	NA	Intermediate	NA	NA	NA	NA	NA	NA	NA	NA
23763	St Helena High School Maintenance & Operations	Saint Helena	Napa	NA	Intermediate	NA	NA	NA	NA	NA	NA	NA	NA
23766	Andytown LLC	San Francisco	San Francisco	NA	Intermediate	NA	NA	NA	NA	NA	NA	NA	NA
23771	Seaport Environmental LLC	Redwood City	San Mateo	NA	Intermediate	NA	NA	NA	NA	NA	NA	NA	NA
23772	Sage Hill Vineyards LLC	Saint Helena	Napa	NA	Intermediate	NA	NA	NA	NA	NA	NA	NA	NA
23777	Big House Beans	Antioch	Contra Costa	NA	Intermediate	NA	NA	NA	NA	NA	NA	NA	NA
23783	Arcadis US Inc	Los Gatos	Santa Clara	NA	Intermediate	NA	NA	NA	NA	NA	NA	NA	NA
23784	Byron Rock & Ready Mix Inc	Byron	Contra Costa	NA	Intermediate	NA	NA	NA	NA	NA	NA	NA	NA
23791	Kifer Office Park LLC c/o RiverRock Real Estate	Santa Clara	Santa Clara	NA	Intermediate	NA	NA	NA	NA	NA	NA	NA	NA
23792	Arcadis US Inc	San Leandro	Alameda	NA	Intermediate	NA	NA	NA	NA	NA	NA	NA	NA

Facility Number	Facility Name ⁽¹⁾ (1)See pp. 18-21 of the TAC Control Program Annual Report for important context regarding this data.	City	County	Rule 11-18 Ranking	AB2588 Priority Ranking	Cancer PS	Chronic PS	PS	PS Year	HRA Year	Cancer Risk (chances in a million)	Chronic Hazard Index	Acute Hazard Index
23796	Concord Ready Mix Inc	Antioch	Contra Costa	NA	Intermediate	NA	NA	NA	NA	NA	NA	NA	NA
23803	DePuy Synthes Products Inc	Fremont	Alameda	NA	Intermediate	NA	NA	NA	NA	NA	NA	NA	NA
23808	Stanford University Hoover House	Stanford	Santa Clara	NA	Intermediate	NA	NA	NA	NA	NA	NA	NA	NA
23812	Maxar Space LLC (Bldg 60)	San Jose	Santa Clara	NA	Intermediate	NA	NA	NA	NA	NA	NA	NA	NA
23819	Certified Blue Recycling Inc	San Leandro	Alameda	NA	Intermediate	NA	NA	NA	NA	NA	NA	NA	NA
23824	Optoplex Corporation	Fremont	Alameda	NA	Intermediate	NA	NA	NA	NA	NA	NA	NA	NA
23826	Amazon Auto Body	San Francisco	San Francisco	NA	Intermediate	NA	NA	NA	NA	NA	NA	NA	NA
23834	Chromatic Coffee Inc	San Jose	Santa Clara	NA	Intermediate	NA	NA	NA	NA	NA	NA	NA	NA
23837	Triple A Roasters	Oakland	Alameda	NA	Intermediate	NA	NA	NA	NA	NA	NA	NA	NA
23844	San Francisco Public Utilities Commission	Sunol	Alameda	NA	Intermediate	NA	NA	NA	NA	NA	NA	NA	NA
23848	Fremont Retail Partners LP	Fremont	Alameda	NA	Intermediate	NA	NA	NA	NA	NA	NA	NA	NA
23859	Creative Millwork and Design Inc	Rohnert Park	Sonoma	NA	Intermediate	NA	NA	NA	NA	NA	NA	NA	NA
23861	Residence of Betsy Ellis Chung	Hillsborough	San Mateo	NA	Intermediate	NA	NA	NA	NA	NA	NA	NA	NA
23862	130 Britton LLC	Atherton	San Mateo	NA	Intermediate	NA	NA	NA	NA	NA	NA	NA	NA
23871	Saint Frank Coffee	San Francisco	San Francisco	NA	Intermediate	NA	NA	NA	NA	NA	NA	NA	NA
23872	Graffeo Coffee Roasting Co	San Rafael	Marin	NA	Intermediate	NA	NA	NA	NA	NA	NA	NA	NA
23881	Miyoko's Kitchen	Petaluma	Sonoma	NA	Intermediate	NA	NA	NA	NA	NA	NA	NA	NA
23884	CalMat Co dba Shamrock Materials	Petaluma	Sonoma	NA	Intermediate	NA	NA	NA	NA	NA	NA	NA	NA
23888	Environmental & Geological Solutions (EGS)	Graton	Sonoma	NA	Intermediate	NA	NA	NA	NA	NA	NA	NA	NA
23895	Photonics Management Corp	San Jose	Santa Clara	NA	Intermediate	NA	NA	NA	NA	NA	NA	NA	NA
23897	Chemical Strategies Inc	San Leandro	Alameda	NA	Intermediate	NA	NA	NA	NA	NA	NA	NA	NA
23899	Rombauer Vineyards	Napa	Napa	NA	Intermediate	NA	NA	NA	NA	NA	NA	NA	NA
23903	D&D Ready Mix Inc	Byron	Contra Costa	NA	Intermediate	NA	NA	NA	NA	NA	NA	NA	NA
23911	fg Cabinets & Trim	Livermore	Alameda	NA	Intermediate	NA	NA	NA	NA	NA	NA	NA	NA
23918	City of San Leandro (Sanitary Lift Station)	San Leandro	Alameda	NA	Intermediate	NA	NA	NA	NA	NA	NA	NA	NA
23919	Tesla Inc	San Jose	Santa Clara	NA	Intermediate	NA	NA	NA	NA	NA	NA	NA	NA
23921	Dakota Shy Wine LLC	Saint Helena	Napa	NA	Intermediate	NA	NA	NA	NA	NA	NA	NA	NA
23926	142 Britton Avenue LLC	Atherton	San Mateo	NA	Intermediate	NA	NA	NA	NA	NA	NA	NA	NA
23930	Alameda Auto Body and Services	Alameda	Alameda	NA	Intermediate	NA	NA	NA	NA	NA	NA	NA	NA
23934	Verizon Wireless - Paseo Padre - Ardenwood	Fremont	Alameda	NA	Intermediate	NA	NA	NA	NA	NA	NA	NA	NA
23938	Lifting Gear Hire	Livermore	Alameda	NA	Intermediate	NA	NA	NA	NA	NA	NA	NA	NA
23939	Van Ness Hayes Associates Inc	San Francisco	San Francisco	NA	Intermediate	NA	NA	NA	NA	NA	NA	NA	NA
23941	San Partners	Milpitas	Santa Clara	NA	Intermediate	NA	NA	NA	NA	NA	NA	NA	NA
23948	Safeway Inc #3026	Walnut Creek	Contra Costa	NA	Intermediate	NA	NA	NA	NA	NA	NA	NA	NA
23950	GE Towing Auto Body	San Francisco	San Francisco	NA	Intermediate	NA	NA	NA	NA	NA	NA	NA	NA
23964	Bergin Screen Printing & Etching	Napa	Napa	NA	Intermediate	NA	NA	NA	NA	NA	NA	NA	NA
23966	Carbon Inc	Redwood City	San Mateo	NA	Intermediate	NA	NA	NA	NA	NA	NA	NA	NA
23977	Recology Sonoma Marin	Santa Rosa	Sonoma	NA	Intermediate	NA	NA	NA	NA	NA	NA	NA	NA
23978	Recology Sonoma Marin	Santa Rosa	Sonoma	NA	Intermediate	NA	NA	NA	NA	NA	NA	NA	NA
23979	Recology Sonoma Marin	Petaluma	Sonoma	NA	Intermediate	NA	NA	NA	NA	NA	NA	NA	NA
23981	West Coast Auto Body & Paint	Pittsburg	Contra Costa	NA	Intermediate	NA	NA	NA	NA	NA	NA	NA	NA
23983	Bee Green Recycling & Supply	Oakland	Alameda	NA	Intermediate	NA	NA	NA	NA	NA	NA	NA	NA
23985	Jabil Inc	Livermore	Alameda	NA	Intermediate	NA	NA	NA	NA	NA	NA	NA	NA
23988	W R Forde Associates	Richmond	Contra Costa	NA	Intermediate	NA	NA	NA	NA	NA	NA	NA	NA
23990	Liquidity Nanotech Corporation	Concord	Contra Costa	NA	Intermediate	NA	NA	NA	NA	NA	NA	NA	NA
23991	Triangle Coatings Inc	Livermore	Alameda	NA	Intermediate	NA	NA	NA	NA	NA	NA	NA	NA
23997	Ball Screws & Actuators Inc	Fremont	Alameda	NA	Intermediate	NA	NA	NA	NA	NA	NA	NA	NA
23998	Sanitary District #5 of Marin County	Tiburon	Marin	NA	Intermediate	NA	NA	NA	NA	NA	NA	NA	NA
23999	Sanitary District #5 of Marin County	Tiburon	Marin	NA	Intermediate	NA	NA	NA	NA	NA	NA	NA	NA
24000	Pick N Pull Auto Dismantlers	San Jose	Santa Clara	NA	Intermediate	NA	NA	NA	NA	NA	NA	NA	NA
24001	Cintas Corporation	Pittsburg	Contra Costa	NA	Intermediate	NA	NA	NA	NA	NA	NA	NA	NA
24002	Friant	San Leandro	Alameda	NA	Intermediate	NA	NA	NA	NA	NA	NA	NA	NA
24006	Frontier California Inc	Novato	Marin	NA	Intermediate	NA	NA	NA	NA	NA	NA	NA	NA
24007	ZCTB 1277 Terra Bella LLC	Mountain View	Santa Clara	NA	Intermediate	NA	NA	NA	NA	NA	NA	NA	NA
24013	Clean Earth Geologic LLC	Rodeo	Contra Costa	NA	Intermediate	NA	NA	NA	NA	NA	NA	NA	NA
24020	Healthy Coffee Lifestyles Inc	Livermore	Alameda	NA	Intermediate	NA	NA	NA	NA	NA	NA	NA	NA
24036	Former Fashion Cleaners c/o AllWest	Los Gatos	Santa Clara	NA	Intermediate	NA	NA	NA	NA	NA	NA	NA	NA
24038	Brents Custom Cabinets	Fremont	Alameda	NA	Intermediate	NA	NA	NA	NA	NA	NA	NA	NA
24039	G & C Auto Body	Santa Rosa	Sonoma	NA	Intermediate	NA	NA	NA	NA	NA	NA	NA	NA
24050	Lighthouse for the Blind	Napa	Napa	NA	Intermediate	NA	NA	NA	NA	NA	NA	NA	NA
24053	Caliber Collision Center	Gilroy	Santa Clara	NA	Intermediate	NA	NA	NA	NA	NA	NA	NA	NA
24062	G&C Auto Body LLC	Fremont	Alameda	NA	Intermediate	NA	NA	NA	NA	NA	NA	NA	NA
24064	Brilliant Corners	Windsor	Sonoma	NA	Intermediate	NA	NA	NA	NA	NA	NA	NA	NA
24070	Stephen Lorack	Calistoga	Napa	NA	Intermediate	NA	NA	NA	NA	NA	NA	NA	NA
24079	Sega Food Group Inc	Pacifica	San Mateo	NA	Intermediate	NA	NA	NA	NA	NA	NA	NA	NA

Facility Number	Facility Name ⁽¹⁾ (1)See pp. 18-21 of the TAC Control Program Annual Report for important context regarding this data.	City	County	Rule 11-18 Ranking	AB2588 Priority Ranking	Cancer PS	Chronic PS	PS	PS Year	HRA Year	Cancer Risk (chances in a million)	Chronic Hazard Index	Acute Hazard Index
24081	Metro Owners Association	Milpitas	Santa Clara	NA	Intermediate	NA	NA	NA	NA	NA	NA	NA	NA
24083	AstraZeneca Pharmaceuticals LP	South San Francisco	San Mateo	NA	Intermediate	NA	NA	NA	NA	NA	NA	NA	NA
24086	Safeway Inc	Oakland	Alameda	NA	Intermediate	NA	NA	NA	NA	NA	NA	NA	NA
24087	RC Cabinets & Closets	Cotati	Sonoma	NA	Intermediate	NA	NA	NA	NA	NA	NA	NA	NA
24090	Kongsgaard Wine LLC	Napa	Napa	NA	Intermediate	NA	NA	NA	NA	NA	NA	NA	NA
24092	Ist Inc (Home Coffee Roasters)	San Francisco	San Francisco	NA	Intermediate	NA	NA	NA	NA	NA	NA	NA	NA
24106	Jabil 4050 Technology	Fremont	Alameda	NA	Intermediate	NA	NA	NA	NA	NA	NA	NA	NA
24111	Pangea Environmental Services Inc.	Campbell	Santa Clara	NA	Intermediate	NA	NA	NA	NA	NA	NA	NA	NA
24115	Seton Provincialte	Los Altos Hills	Santa Clara	NA	Intermediate	NA	NA	NA	NA	NA	NA	NA	NA
24117	Journey Cafes Inc dba Journey Coffee Co	Fairfield	Solano	NA	Intermediate	NA	NA	NA	NA	NA	NA	NA	NA
24119	Zolner Electronics Inc	Milpitas	Santa Clara	NA	Intermediate	NA	NA	NA	NA	NA	NA	NA	NA
24121	Sri Krishna Enterprises Inc	South San Francisco	San Mateo	NA	Intermediate	NA	NA	NA	NA	NA	NA	NA	NA
24123	Arcturus UAV LLC	Rohnert Park	Sonoma	NA	Intermediate	NA	NA	NA	NA	NA	NA	NA	NA
24132	Gimbal's Fine Candies Inc	South San Francisco	San Mateo	NA	Intermediate	NA	NA	NA	NA	NA	NA	NA	NA
24134	Johnson Drive Holdings I LLC	Pleasanton	Alameda	NA	Intermediate	NA	NA	NA	NA	NA	NA	NA	NA
24137	Atwood Ranch	Glen Ellen	Sonoma	NA	Intermediate	NA	NA	NA	NA	NA	NA	NA	NA
24140	Moschetti Coffee	Vallejo	Solano	NA	Intermediate	NA	NA	NA	NA	NA	NA	NA	NA
24142	Bio-Rad Laboratories	Santa Rosa	Sonoma	NA	Intermediate	NA	NA	NA	NA	NA	NA	NA	NA
24143	Li Rising Enviro Tech LLC dba Re-Teck	Milpitas	Santa Clara	NA	Intermediate	NA	NA	NA	NA	NA	NA	NA	NA
24144	Teledyne Rad-icon Imaging Corp	Milpitas	Santa Clara	NA	Intermediate	NA	NA	NA	NA	NA	NA	NA	NA
24152	Plastikon	Hayward	Alameda	NA	Intermediate	NA	NA	NA	NA	NA	NA	NA	NA
24156	Antioch Street LP c/o RMD Environmental Solutions	Oakland	Alameda	NA	Intermediate	NA	NA	NA	NA	NA	NA	NA	NA
24157	Golden Gate Sign Company	Concord	Contra Costa	NA	Intermediate	NA	NA	NA	NA	NA	NA	NA	NA
24158	Domaine Chandon Winery	Yountville	Napa	NA	Intermediate	NA	NA	NA	NA	NA	NA	NA	NA
24159	Pacific Ceramics Inc	Santa Clara	Santa Clara	NA	Intermediate	NA	NA	NA	NA	NA	NA	NA	NA
24164	Calistoga Coffee Company LLC	Calistoga	Napa	NA	Intermediate	NA	NA	NA	NA	NA	NA	NA	NA
24184	Kinnybrook Mutual Water	Kenwood	Sonoma	NA	Intermediate	NA	NA	NA	NA	NA	NA	NA	NA
24189	Perimeter Solutions LP	Santa Rosa	Sonoma	NA	Intermediate	NA	NA	NA	NA	NA	NA	NA	NA
24193	North Coast Tile & Stone Inc	Windsor	Sonoma	NA	Intermediate	NA	NA	NA	NA	NA	NA	NA	NA
24197	Richard & Tatwina Lee	Calistoga	Napa	NA	Intermediate	NA	NA	NA	NA	NA	NA	NA	NA
24199	Marina Faire LLC	San Leandro	Alameda	NA	Intermediate	NA	NA	NA	NA	NA	NA	NA	NA
24202	United Marble & Granite Inc	Santa Clara	Santa Clara	NA	Intermediate	NA	NA	NA	NA	NA	NA	NA	NA
24203	Quality Body Shop	Concord	Contra Costa	NA	Intermediate	NA	NA	NA	NA	NA	NA	NA	NA
24207	Coit Com	Redwood City	San Mateo	NA	Intermediate	NA	NA	NA	NA	NA	NA	NA	NA
24210	Laurelwood Partners LLC	Santa Clara	Santa Clara	NA	Intermediate	NA	NA	NA	NA	NA	NA	NA	NA
24213	Korbel Winery-Gary's House	Santa Rosa	Sonoma	NA	Intermediate	NA	NA	NA	NA	NA	NA	NA	NA
24215	Arcadis US Inc	San Leandro	Alameda	NA	Intermediate	NA	NA	NA	NA	NA	NA	NA	NA
24216	Williams Scotsman	San Martin	Santa Clara	NA	Intermediate	NA	NA	NA	NA	NA	NA	NA	NA
24217	Ahlborn Steel 4 Fence	Windsor	Sonoma	NA	Intermediate	NA	NA	NA	NA	NA	NA	NA	NA
24218	Apple Inc	Santa Clara	Santa Clara	NA	Intermediate	NA	NA	NA	NA	NA	NA	NA	NA
24220	Unico Mechanical Corporation	Benicia	Solano	NA	Intermediate	NA	NA	NA	NA	NA	NA	NA	NA
24221	Recology	Gilroy	Santa Clara	NA	Intermediate	NA	NA	NA	NA	NA	NA	NA	NA
24229	Kaneka Aerospace LLC	Benicia	Solano	NA	Intermediate	NA	NA	NA	NA	NA	NA	NA	NA
24231	One Hat One Hand	San Francisco	San Francisco	NA	Intermediate	NA	NA	NA	NA	NA	NA	NA	NA
24232	Intuitive Surgical	Sunnyvale	Santa Clara	NA	Intermediate	NA	NA	NA	NA	NA	NA	NA	NA
24245	Naysayer Coffee Roasters LLC	Napa	Napa	NA	Intermediate	NA	NA	NA	NA	NA	NA	NA	NA
24246	Zayo Group LLC	Livermore	Alameda	NA	Intermediate	NA	NA	NA	NA	NA	NA	NA	NA
24248	Richard and Donna Wills Revocable Trust	Santa Clara	Santa Clara	NA	Intermediate	NA	NA	NA	NA	NA	NA	NA	NA
24255	Hayward Transfer Station	Hayward	Alameda	NA	Intermediate	NA	NA	NA	NA	NA	NA	NA	NA
24261	Silicon Valley Coffee LLC	San Carlos	San Mateo	NA	Intermediate	NA	NA	NA	NA	NA	NA	NA	NA
24264	Highland Technology Inc	San Francisco	San Francisco	NA	Intermediate	NA	NA	NA	NA	NA	NA	NA	NA
24265	The Finish Shop LLC	Santa Rosa	Sonoma	NA	Intermediate	NA	NA	NA	NA	NA	NA	NA	NA
24267	Former Royal Cleaners	San Jose	Santa Clara	NA	Intermediate	NA	NA	NA	NA	NA	NA	NA	NA
24275	Unigen Corp	Newark	Alameda	NA	Intermediate	NA	NA	NA	NA	NA	NA	NA	NA
24277	Rachofsky Residence	Napa	Napa	NA	Intermediate	NA	NA	NA	NA	NA	NA	NA	NA
24279	Peninsula Building Materials	Santa Clara	Santa Clara	NA	Intermediate	NA	NA	NA	NA	NA	NA	NA	NA
24280	John Freund Atherton Residence	Atherton	San Mateo	NA	Intermediate	NA	NA	NA	NA	NA	NA	NA	NA
24281	Maurice Werdergar	Woodside	San Mateo	NA	Intermediate	NA	NA	NA	NA	NA	NA	NA	NA
24283	Microsoft	Sunnyvale	Santa Clara	NA	Intermediate	NA	NA	NA	NA	NA	NA	NA	NA
24287	Air-Sea Containers Inc	Oakland	Alameda	NA	Intermediate	NA	NA	NA	NA	NA	NA	NA	NA
24303	Philbin Bonney & Ewing	Kenwood	Sonoma	NA	Intermediate	NA	NA	NA	NA	NA	NA	NA	NA
24307	Norman Stone	Calistoga	Napa	NA	Intermediate	NA	NA	NA	NA	NA	NA	NA	NA
24315	Sterling Art Services LLC	Oakland	Alameda	NA	Intermediate	NA	NA	NA	NA	NA	NA	NA	NA
24321	Andronicos #2452	San Francisco	San Francisco	NA	Intermediate	NA	NA	NA	NA	NA	NA	NA	NA

Facility Number	Facility Name ⁽¹⁾ (1)See pp. 18-21 of the TAC Control Program Annual Report for important context regarding this data.	City	County	Rule 11-18 Ranking	AB2588 Priority Ranking	Cancer PS	Chronic PS	PS	PS Year	HRA Year	Cancer Risk (chances in a million)	Chronic Hazard Index	Acute Hazard Index
24328	Villa Street LP	Mountain View	Santa Clara	NA	Intermediate	NA	NA	NA	NA	NA	NA	NA	NA
24331	Pacific Gas & Electric Company	Fremont	Alameda	NA	Intermediate	NA	NA	NA	NA	NA	NA	NA	NA
24339	FormFactor Inc	San Jose	Santa Clara	NA	Intermediate	NA	NA	NA	NA	NA	NA	NA	NA
24341	Caltest Analytical Laboratory	Napa	Napa	NA	Intermediate	NA	NA	NA	NA	NA	NA	NA	NA
24345	Vulcan Materials/CalMat Company	Pleasanton	Alameda	NA	Intermediate	NA	NA	NA	NA	NA	NA	NA	NA
24351	TC Agoge Associates LLC	San Jose	Santa Clara	NA	Intermediate	NA	NA	NA	NA	NA	NA	NA	NA
24353	Armstrong Technology S V Inc	Sunnyvale	Santa Clara	NA	Intermediate	NA	NA	NA	NA	NA	NA	NA	NA
24355	Hernandez Custom Cabinetry	Windsor	Sonoma	NA	Intermediate	NA	NA	NA	NA	NA	NA	NA	NA
24357	Vailima Estates Mutual Water Co	Saint Helena	Napa	NA	Intermediate	NA	NA	NA	NA	NA	NA	NA	NA
24358	Hengenix Biotech Inc	Milpitas	Santa Clara	NA	Intermediate	NA	NA	NA	NA	NA	NA	NA	NA
24359	Red Hills Environmental LLC	San Mateo	San Mateo	NA	Intermediate	NA	NA	NA	NA	NA	NA	NA	NA
24361	Senkut Residence	Atherton	San Mateo	NA	Intermediate	NA	NA	NA	NA	NA	NA	NA	NA
24366	Retrograde Coffee Roasters LLC	Petaluma	Sonoma	NA	Intermediate	NA	NA	NA	NA	NA	NA	NA	NA
24379	Color Pro's Painting Company	San Jose	Santa Clara	NA	Intermediate	NA	NA	NA	NA	NA	NA	NA	NA
24382	Linea Caffè	San Francisco	San Francisco	NA	Intermediate	NA	NA	NA	NA	NA	NA	NA	NA
24385	BPR Properties Belmont LLC	Belmont	San Mateo	NA	Intermediate	NA	NA	NA	NA	NA	NA	NA	NA
24387	Recology Sonoma Marin	Petaluma	Sonoma	NA	Intermediate	NA	NA	NA	NA	NA	NA	NA	NA
24395	Caliber Collision Center	Walnut Creek	Contra Costa	NA	Intermediate	NA	NA	NA	NA	NA	NA	NA	NA
24396	Caliber Collision Center	Concord	Contra Costa	NA	Intermediate	NA	NA	NA	NA	NA	NA	NA	NA
24398	Caliber Collision Center	Walnut Creek	Contra Costa	NA	Intermediate	NA	NA	NA	NA	NA	NA	NA	NA
24407	Fortis Solutions Group West LLC	Napa	Napa	NA	Intermediate	NA	NA	NA	NA	NA	NA	NA	NA
24418	San Francisco Bay Railway	San Francisco	San Francisco	NA	Intermediate	NA	NA	NA	NA	NA	NA	NA	NA
24420	Amports/APS West Coast Inc	Benicia	Solano	NA	Intermediate	NA	NA	NA	NA	NA	NA	NA	NA
24422	Advanced Custom Shutters Inc	San Jose	Santa Clara	NA	Intermediate	NA	NA	NA	NA	NA	NA	NA	NA
24429	Calex Manufacturing Company Inc	Concord	Contra Costa	NA	Intermediate	NA	NA	NA	NA	NA	NA	NA	NA
24430	Mitel US	Newark	Alameda	NA	Intermediate	NA	NA	NA	NA	NA	NA	NA	NA
24431	Bachem	San Carlos	San Mateo	NA	Intermediate	NA	NA	NA	NA	NA	NA	NA	NA
24433	Paramit Corporation	Morgan Hill	Santa Clara	NA	Intermediate	NA	NA	NA	NA	NA	NA	NA	NA
24434	Gantri	San Leandro	Alameda	NA	Intermediate	NA	NA	NA	NA	NA	NA	NA	NA
24439	Debra Condiotti	Santa Rosa	Sonoma	NA	Intermediate	NA	NA	NA	NA	NA	NA	NA	NA
24443	GeoKinetics	Milpitas	Santa Clara	NA	Intermediate	NA	NA	NA	NA	NA	NA	NA	NA
24448	Louis Brannum	San Francisco	San Francisco	NA	Intermediate	NA	NA	NA	NA	NA	NA	NA	NA
24449	John Fisher	Kenwood	Sonoma	NA	Intermediate	NA	NA	NA	NA	NA	NA	NA	NA
24457	GCM Medical & OEM Inc	Union City	Alameda	NA	Intermediate	NA	NA	NA	NA	NA	NA	NA	NA
24459	Caliber Collision Center	Redwood City	San Mateo	NA	Intermediate	NA	NA	NA	NA	NA	NA	NA	NA
24464	Arcturus UAV Inc	Petaluma	Sonoma	NA	Intermediate	NA	NA	NA	NA	NA	NA	NA	NA
24467	Alora Vineyards	Saint Helena	Napa	NA	Intermediate	NA	NA	NA	NA	NA	NA	NA	NA
24468	New Cingular Wireless LLC dba AT&T Mobility	Santa Rosa	Sonoma	NA	Intermediate	NA	NA	NA	NA	NA	NA	NA	NA
24470	P66	Oakland	Alameda	NA	Intermediate	NA	NA	NA	NA	NA	NA	NA	NA
24472	Chris Lentz	Saint Helena	Napa	NA	Intermediate	NA	NA	NA	NA	NA	NA	NA	NA
24474	Vivian Kaufman	Napa	Napa	NA	Intermediate	NA	NA	NA	NA	NA	NA	NA	NA
24476	Pangea Environmental Services Inc	Richmond	Contra Costa	NA	Intermediate	NA	NA	NA	NA	NA	NA	NA	NA
24477	Frank and Lois Scali	San Rafael	Marin	NA	Intermediate	NA	NA	NA	NA	NA	NA	NA	NA
24482	Filice Lansford Development Corporation	San Jose	Santa Clara	NA	Intermediate	NA	NA	NA	NA	NA	NA	NA	NA
24483	Proyecto Diaz LLC	San Leandro	Alameda	NA	Intermediate	NA	NA	NA	NA	NA	NA	NA	NA
24488	Univar Solutions USA Inc	Fairfield	Solano	NA	Intermediate	NA	NA	NA	NA	NA	NA	NA	NA
24496	All Things Interior	Martinez	Contra Costa	NA	Intermediate	NA	NA	NA	NA	NA	NA	NA	NA
24501	Maiya Shaw	Calistoga	Napa	NA	Intermediate	NA	NA	NA	NA	NA	NA	NA	NA
24506	Henry Schmitt	San Anselmo	Marin	NA	Intermediate	NA	NA	NA	NA	NA	NA	NA	NA
24507	Napa Electric - Lynch Generator	Saint Helena	Napa	NA	Intermediate	NA	NA	NA	NA	NA	NA	NA	NA
24510	Constant Diamond Mountain Vineyard	Calistoga	Napa	NA	Intermediate	NA	NA	NA	NA	NA	NA	NA	NA
24518	Farrow Ready Mix	Santa Rosa	Sonoma	NA	Intermediate	NA	NA	NA	NA	NA	NA	NA	NA
24523	Starlite/Canal Building LLC	South San Francisco	San Mateo	NA	Intermediate	NA	NA	NA	NA	NA	NA	NA	NA
24529	Vivid Inc	Campbell	Santa Clara	NA	Intermediate	NA	NA	NA	NA	NA	NA	NA	NA
24534	GeoKinetics	Mountain View	Santa Clara	NA	Intermediate	NA	NA	NA	NA	NA	NA	NA	NA
24542	1124 State Lane Residence	Yountville	Napa	NA	Intermediate	NA	NA	NA	NA	NA	NA	NA	NA
24544	523Rods	Richmond	Contra Costa	NA	Intermediate	NA	NA	NA	NA	NA	NA	NA	NA
24545	171 W Julian St Apartments Investors LLC	San Jose	Santa Clara	NA	Intermediate	NA	NA	NA	NA	NA	NA	NA	NA
24546	Endevco	Sunnyvale	Santa Clara	NA	Intermediate	NA	NA	NA	NA	NA	NA	NA	NA
24549	Albion Surveys	Saint Helena	Napa	NA	Intermediate	NA	NA	NA	NA	NA	NA	NA	NA
24550	Celani Winery	Napa	Napa	NA	Intermediate	NA	NA	NA	NA	NA	NA	NA	NA
24563	Tesla Inc	San Rafael	Marin	NA	Intermediate	NA	NA	NA	NA	NA	NA	NA	NA
24569	Riu Plaza Fisherman's Wharf	San Francisco	San Francisco	NA	Intermediate	NA	NA	NA	NA	NA	NA	NA	NA
24571	9300 Winery Terrace Residence	Kenwood	Sonoma	NA	Intermediate	NA	NA	NA	NA	NA	NA	NA	NA

Facility Number	Facility Name ⁽¹⁾ (1)See pp. 18-21 of the TAC Control Program Annual Report for important context regarding this data.	City	County	Rule 11-18 Ranking	AB2588 Priority Ranking	Cancer PS	Chronic PS	PS	PS Year	HRA Year	Cancer Risk (chances in a million)	Chronic Hazard Index	Acute Hazard Index
24580	RRM Inc	Oakland	Alameda	NA	Intermediate	NA	NA	NA	NA	NA	NA	NA	NA
24581	Wolfspeed Inc	Morgan Hill	Santa Clara	NA	Intermediate	NA	NA	NA	NA	NA	NA	NA	NA
24582	860 Meadowood Lane Residence	Saint Helena	Napa	NA	Intermediate	NA	NA	NA	NA	NA	NA	NA	NA
24583	46 Via Los Altos	Tiburon	Marin	NA	Intermediate	NA	NA	NA	NA	NA	NA	NA	NA
24598	Stagel Residence	Santa Rosa	Sonoma	NA	Intermediate	NA	NA	NA	NA	NA	NA	NA	NA
24599	Fairfield Inn	Rohnert Park	Sonoma	NA	Intermediate	NA	NA	NA	NA	NA	NA	NA	NA
24603	Borel Square LLC c/o AllWest	San Mateo	San Mateo	NA	Intermediate	NA	NA	NA	NA	NA	NA	NA	NA
24615	Caliber Cabinets Inc	Livermore	Alameda	NA	Intermediate	NA	NA	NA	NA	NA	NA	NA	NA
24616	Safeway Store #2968	San Jose	Santa Clara	NA	Intermediate	NA	NA	NA	NA	NA	NA	NA	NA
24621	BSREP II Station on 12th LLC c/o PES Environmental	Oakland	Alameda	NA	Intermediate	NA	NA	NA	NA	NA	NA	NA	NA
24635	Nexyn Corporation	Sunnyvale	Santa Clara	NA	Intermediate	NA	NA	NA	NA	NA	NA	NA	NA
24638	Pick-N-Pull Auto Dismantlers	American Canyon	Napa	NA	Intermediate	NA	NA	NA	NA	NA	NA	NA	NA
24640	PRIII/Wood Potrero Hill LLC	San Francisco	San Francisco	NA	Intermediate	NA	NA	NA	NA	NA	NA	NA	NA
24641	Exxon Mobil Corporation	San Jose	Santa Clara	NA	Intermediate	NA	NA	NA	NA	NA	NA	NA	NA
24642	Jerry LeMasters	Fairfield	Solano	NA	Intermediate	NA	NA	NA	NA	NA	NA	NA	NA
24655	Jennings Land Company	San Jose	Santa Clara	NA	Intermediate	NA	NA	NA	NA	NA	NA	NA	NA
24657	Price Estate	Windsor	Sonoma	NA	Intermediate	NA	NA	NA	NA	NA	NA	NA	NA
24663	Vulcan Materials Co dba Shamrock Materials	Santa Rosa	Sonoma	NA	Intermediate	NA	NA	NA	NA	NA	NA	NA	NA
24665	College for Certain LLC	Oakland	Alameda	NA	Intermediate	NA	NA	NA	NA	NA	NA	NA	NA
24666	Outdoor Supply Hardware	Concord	Contra Costa	NA	Intermediate	NA	NA	NA	NA	NA	NA	NA	NA
24671	Corad Inc.	Hayward	Alameda	NA	Intermediate	NA	NA	NA	NA	NA	NA	NA	NA
24679	Malan Residence	Napa	Napa	NA	Intermediate	NA	NA	NA	NA	NA	NA	NA	NA
24680	Mountain Shadows Investors LLC	Rohnert Park	Sonoma	NA	Intermediate	NA	NA	NA	NA	NA	NA	NA	NA
24686	Doulos Environmental Inc	Pleasant Hill	Contra Costa	NA	Intermediate	NA	NA	NA	NA	NA	NA	NA	NA
24692	Savemart/Foodmax #417	Oakland	Alameda	NA	Intermediate	NA	NA	NA	NA	NA	NA	NA	NA
24694	Personal Residence	Redwood City	San Mateo	NA	Intermediate	NA	NA	NA	NA	NA	NA	NA	NA
24696	Barry Bonds Residence	Tiburon	Marin	NA	Intermediate	NA	NA	NA	NA	NA	NA	NA	NA
24697	George Ranch Mutual Water Company	Sonoma	Sonoma	NA	Intermediate	NA	NA	NA	NA	NA	NA	NA	NA
24700	Alan Seidenfeld Homeowner	Santa Rosa	Sonoma	NA	Intermediate	NA	NA	NA	NA	NA	NA	NA	NA
24703	Vallejo Marine Craft Inc.	Vallejo	Solano	NA	Intermediate	NA	NA	NA	NA	NA	NA	NA	NA
24704	Kendall Residence	Saint Helena	Napa	NA	Intermediate	NA	NA	NA	NA	NA	NA	NA	NA
24705	Merrimak Capitol	Novato	Marin	NA	Intermediate	NA	NA	NA	NA	NA	NA	NA	NA
24716	Lacroute Residence	Napa	Napa	NA	Intermediate	NA	NA	NA	NA	NA	NA	NA	NA
24717	Alzeta Corporation	San Jose	Santa Clara	NA	Intermediate	NA	NA	NA	NA	NA	NA	NA	NA
24718	Novartis Institutes for Biomedical Research Inc	Emeryville	Alameda	NA	Intermediate	NA	NA	NA	NA	NA	NA	NA	NA
24725	Ahlstrom Residence	Angwin	Napa	NA	Intermediate	NA	NA	NA	NA	NA	NA	NA	NA
24730	Jeremy Olsan	Santa Rosa	Sonoma	NA	Intermediate	NA	NA	NA	NA	NA	NA	NA	NA
24739	Syar Concrete LLC	Napa	Napa	NA	Intermediate	NA	NA	NA	NA	NA	NA	NA	NA
24743	Blue Star Gas c/o Steve Watkins	Glen Ellen	Sonoma	NA	Intermediate	NA	NA	NA	NA	NA	NA	NA	NA
24744	Happy Acres Mutual Benefit Water System	Petaluma	Sonoma	NA	Intermediate	NA	NA	NA	NA	NA	NA	NA	NA
24745	Pina Cellars LP	Napa	Napa	NA	Intermediate	NA	NA	NA	NA	NA	NA	NA	NA
24748	Copart Inc	Fairfield	Solano	NA	Intermediate	NA	NA	NA	NA	NA	NA	NA	NA
24751	Davidow Residence	Napa	Napa	NA	Intermediate	NA	NA	NA	NA	NA	NA	NA	NA
24756	Windchime of Marin	Kentfield	Marin	NA	Intermediate	NA	NA	NA	NA	NA	NA	NA	NA
24757	McGuire Residence	Santa Rosa	Sonoma	NA	Intermediate	NA	NA	NA	NA	NA	NA	NA	NA
24759	Peninsula Surgery Center	Redwood City	San Mateo	NA	Intermediate	NA	NA	NA	NA	NA	NA	NA	NA
24763	Mark Feichtmeir Residence	Sonoma	Sonoma	NA	Intermediate	NA	NA	NA	NA	NA	NA	NA	NA
24765	Salt Shed	Napa	Napa	NA	Intermediate	NA	NA	NA	NA	NA	NA	NA	NA
24768	York Residence	Rutherford	Napa	NA	Intermediate	NA	NA	NA	NA	NA	NA	NA	NA
24775	Johnson-11 Lagoon Place	San Rafael	Marin	NA	Intermediate	NA	NA	NA	NA	NA	NA	NA	NA
24777	Bynoe Estate	Saint Helena	Napa	NA	Intermediate	NA	NA	NA	NA	NA	NA	NA	NA
24778	Keenan Winery	Saint Helena	Napa	NA	Intermediate	NA	NA	NA	NA	NA	NA	NA	NA
24780	Stewart Residence	Santa Rosa	Sonoma	NA	Intermediate	NA	NA	NA	NA	NA	NA	NA	NA
24785	Moz Designs	Oakland	Alameda	NA	Intermediate	NA	NA	NA	NA	NA	NA	NA	NA
24793	Rogers Residence	Saint Helena	Napa	NA	Intermediate	NA	NA	NA	NA	NA	NA	NA	NA
24801	Zymergen	Emeryville	Alameda	NA	Intermediate	NA	NA	NA	NA	NA	NA	NA	NA
24803	Stachon Residence	Saint Helena	Napa	NA	Intermediate	NA	NA	NA	NA	NA	NA	NA	NA
24805	Berk Residence	Monte Sereno	Santa Clara	NA	Intermediate	NA	NA	NA	NA	NA	NA	NA	NA
24810	Olid's Auto Painting	Fremont	Alameda	NA	Intermediate	NA	NA	NA	NA	NA	NA	NA	NA
24822	83 Linda Vista Ave	Atherton	San Mateo	NA	Intermediate	NA	NA	NA	NA	NA	NA	NA	NA
24835	Newport Corporation	Milpitas	Santa Clara	NA	Intermediate	NA	NA	NA	NA	NA	NA	NA	NA
24840	All Perfect Finish	Campbell	Santa Clara	NA	Intermediate	NA	NA	NA	NA	NA	NA	NA	NA
24845	Central Concrete Pinole Plant	Pinole	Contra Costa	NA	Intermediate	NA	NA	NA	NA	NA	NA	NA	NA
24847	Regusci Residence	Saint Helena	Napa	NA	Intermediate	NA	NA	NA	NA	NA	NA	NA	NA

Facility Number	Facility Name ⁽¹⁾ (1)See pp. 18-21 of the TAC Control Program Annual Report for important context regarding this data.	City	County	Rule 11-18 Ranking	AB2588 Priority Ranking	Cancer PS	Chronic PS	PS	PS Year	HRA Year	Cancer Risk (chances in a million)	Chronic Hazard Index	Acute Hazard Index
24849	Bryan Estate	Napa	Napa	NA	Intermediate	NA	NA	NA	NA	NA	NA	NA	NA
24853	Athena & Timothy Blackburn	Saint Helena	Napa	NA	Intermediate	NA	NA	NA	NA	NA	NA	NA	NA
24857	Fedrick Residence	Petaluma	Sonoma	NA	Intermediate	NA	NA	NA	NA	NA	NA	NA	NA
24860	Duckhorn Residence	Napa	Napa	NA	Intermediate	NA	NA	NA	NA	NA	NA	NA	NA
24861	Elena Avenue LLC	Atherton	San Mateo	NA	Intermediate	NA	NA	NA	NA	NA	NA	NA	NA
24864	Arcadis US Inc	Santa Clara	Santa Clara	NA	Intermediate	NA	NA	NA	NA	NA	NA	NA	NA
24866	Lane Residence	Atherton	San Mateo	NA	Intermediate	NA	NA	NA	NA	NA	NA	NA	NA
24867	CAST 447 Minna Street	San Francisco	San Francisco	NA	Intermediate	NA	NA	NA	NA	NA	NA	NA	NA
24881	M&J Land and Equipment Leasing LP	Mountain View	Santa Clara	NA	Intermediate	NA	NA	NA	NA	NA	NA	NA	NA
24882	Gibson Brands Inc.	Petaluma	Sonoma	NA	Intermediate	NA	NA	NA	NA	NA	NA	NA	NA
24885	Medtronic-Stewart Site	Sunnyvale	Santa Clara	NA	Intermediate	NA	NA	NA	NA	NA	NA	NA	NA
24891	Castellucci Residence	Saint Helena	Napa	NA	Intermediate	NA	NA	NA	NA	NA	NA	NA	NA
24895	Applied Materials-Building 59	San Jose	Santa Clara	NA	Intermediate	NA	NA	NA	NA	NA	NA	NA	NA
24904	2151 Valjejo Street	Saint Helena	Napa	NA	Intermediate	NA	NA	NA	NA	NA	NA	NA	NA
24906	Atlakos Inc	Redwood City	San Mateo	NA	Intermediate	NA	NA	NA	NA	NA	NA	NA	NA
24924	Coyote Hill	Sebastopol	Sonoma	NA	Intermediate	NA	NA	NA	NA	NA	NA	NA	NA
24926	The Pittsburg Owner LPV LLC	Pittsburg	Contra Costa	NA	Intermediate	NA	NA	NA	NA	NA	NA	NA	NA
24935	First Class Auto Body and Auto Repair	Concord	Contra Costa	NA	Intermediate	NA	NA	NA	NA	NA	NA	NA	NA
24938	Kirkwood Plaza	Campbell	Santa Clara	NA	Intermediate	NA	NA	NA	NA	NA	NA	NA	NA
24948	Vivid Inc.	Santa Clara	Santa Clara	NA	Intermediate	NA	NA	NA	NA	NA	NA	NA	NA
24949	Trailer Court Pump Station	Larkspur	Marin	NA	Intermediate	NA	NA	NA	NA	NA	NA	NA	NA
24956	133 Sugarloaf Drive Residence	Belvedere Tiburon	Marin	NA	Intermediate	NA	NA	NA	NA	NA	NA	NA	NA
24959	VM Services Inc	Milpitas	Santa Clara	NA	Intermediate	NA	NA	NA	NA	NA	NA	NA	NA
24964	Multi-Color Corporation	Napa	Napa	NA	Intermediate	NA	NA	NA	NA	NA	NA	NA	NA
24965	High End Painting Inc	San Rafael	Marin	NA	Intermediate	NA	NA	NA	NA	NA	NA	NA	NA
24982	Silicon Light Machines	San Jose	Santa Clara	NA	Intermediate	NA	NA	NA	NA	NA	NA	NA	NA
24990	Los Altos Hills Residential Home	Los Altos Hills	Santa Clara	NA	Intermediate	NA	NA	NA	NA	NA	NA	NA	NA
24995	Mesman Residence	Napa	Napa	NA	Intermediate	NA	NA	NA	NA	NA	NA	NA	NA
24996	Cepheid	Newark	Alameda	NA	Intermediate	NA	NA	NA	NA	NA	NA	NA	NA
24997	Shockwave Medical Inc	Santa Clara	Santa Clara	NA	Intermediate	NA	NA	NA	NA	NA	NA	NA	NA
25004	Aspire Bakeries LLC	Newark	Alameda	NA	Intermediate	NA	NA	NA	NA	NA	NA	NA	NA
25009	1096 Ferguson Road Site	Sebastopol	Sonoma	NA	Intermediate	NA	NA	NA	NA	NA	NA	NA	NA
25023	Alaska Airlines-OAK	Oakland	Alameda	NA	Intermediate	NA	NA	NA	NA	NA	NA	NA	NA
25024	Alaska Airline-SJC	San Jose	Santa Clara	NA	Intermediate	NA	NA	NA	NA	NA	NA	NA	NA
25063	Campus Bay Soil Vapor Extraction System	Richmond	Contra Costa	NA	Intermediate	NA	NA	NA	NA	NA	NA	NA	NA
25068	Former Technichem Facility	Emeryville	Alameda	NA	Intermediate	NA	NA	NA	NA	NA	NA	NA	NA
25078	1090 East Duane Avenue llc	Sunnyvale	Santa Clara	NA	Intermediate	NA	NA	NA	NA	NA	NA	NA	NA
25087	Stuppin Residence	Sebastopol	Sonoma	NA	Intermediate	NA	NA	NA	NA	NA	NA	NA	NA
25089	Coates & Sowards Inc	San Jose	Santa Clara	NA	Intermediate	NA	NA	NA	NA	NA	NA	NA	NA
25091	Fisher Vineyards	Calistoga	Napa	NA	Intermediate	NA	NA	NA	NA	NA	NA	NA	NA
25103	76 Station No 0670 (P66 5811)	Burlingame	San Mateo	NA	Intermediate	NA	NA	NA	NA	NA	NA	NA	NA
25106	Apple Inc	Sunnyvale	Santa Clara	NA	Intermediate	NA	NA	NA	NA	NA	NA	NA	NA
25113	Hull Street Energy	Crockett	Contra Costa	NA	Intermediate	NA	NA	NA	NA	NA	NA	NA	NA
25117	Nanosys Inc	Sunnyvale	Santa Clara	NA	Intermediate	NA	NA	NA	NA	NA	NA	NA	NA
25118	AbbVie	Dublin	Alameda	NA	Intermediate	NA	NA	NA	NA	NA	NA	NA	NA
25122	SAGE Centers dba SAGE San Francisco	San Francisco	San Francisco	NA	Intermediate	NA	NA	NA	NA	NA	NA	NA	NA
25129	Priority Architectural Graphics	Redwood City	San Mateo	NA	Intermediate	NA	NA	NA	NA	NA	NA	NA	NA
25141	Charles Smith Farm Emergency Generator	Glen Ellen	Sonoma	NA	Intermediate	NA	NA	NA	NA	NA	NA	NA	NA
25160	Giauque Residence	Ross	Marin	NA	Intermediate	NA	NA	NA	NA	NA	NA	NA	NA
25168	Marilyn and Henry Hansel Residential	Santa Rosa	Sonoma	NA	Intermediate	NA	NA	NA	NA	NA	NA	NA	NA
25175	Emcore Corporation	Concord	Contra Costa	NA	Intermediate	NA	NA	NA	NA	NA	NA	NA	NA
25186	Foundry 31 Owner (DE) LLC	Berkeley	Alameda	NA	Intermediate	NA	NA	NA	NA	NA	NA	NA	NA
25192	Custom Cabinets USA	San Martin	Santa Clara	NA	Intermediate	NA	NA	NA	NA	NA	NA	NA	NA
25194	Jensen Enterprises Inc	Santa Rosa	Sonoma	NA	Intermediate	NA	NA	NA	NA	NA	NA	NA	NA
25233	Catalent Wellness California LLC	South San Francisco	San Mateo	NA	Intermediate	NA	NA	NA	NA	NA	NA	NA	NA
25234	Shamrock Materials	Saint Helena	Napa	NA	Intermediate	NA	NA	NA	NA	NA	NA	NA	NA
25250	Agenus West Manufacturing Facility	Emeryville	Alameda	NA	Intermediate	NA	NA	NA	NA	NA	NA	NA	NA
25251	Foley Products LLC dba Foley Products Company	Napa	Napa	NA	Intermediate	NA	NA	NA	NA	NA	NA	NA	NA
25270	CalPortland Union City Terminal	Union City	Alameda	NA	Intermediate	NA	NA	NA	NA	NA	NA	NA	NA
25272	Great Bear Coffee Company	Los Gatos	Santa Clara	NA	Intermediate	NA	NA	NA	NA	NA	NA	NA	NA
25285	Westlake Royal Stone LLC	American Canyon	Napa	NA	Intermediate	NA	NA	NA	NA	NA	NA	NA	NA
25295	Redwood City Cement Terminal	Redwood City	San Mateo	NA	Intermediate	NA	NA	NA	NA	NA	NA	NA	NA
25296	Clayton Aggregates	Clayton	Contra Costa	NA	Intermediate	NA	NA	NA	NA	NA	NA	NA	NA

Facility Number	Facility Name ⁽¹⁾ (1)See pp. 18-21 of the TAC Control Program Annual Report for important context regarding this data.	City	County	Rule 11-18 Ranking	AB2588 Priority Ranking	Cancer PS	Chronic PS	PS	PS Year	HRA Year	Cancer Risk (chances in a million)	Chronic Hazard Index	Acute Hazard Index
25300	Wood Classics Custom Cabinets and Furniture Inc	Campbell	Santa Clara	NA	Intermediate	NA	NA	NA	NA	NA	NA	NA	NA
25305	Professional Finishing	Hayward	Alameda	NA	Intermediate	NA	NA	NA	NA	NA	NA	NA	NA
25315	OakGrove5 LLC	Woodside	San Mateo	NA	Intermediate	NA	NA	NA	NA	NA	NA	NA	NA
25316	Williams Scotsman Inc	Hayward	Alameda	NA	Intermediate	NA	NA	NA	NA	NA	NA	NA	NA
200060	Tiburon Cleaners	Belvedere Tiburon	Marin	NA	Intermediate	NA	NA	NA	NA	NA	NA	NA	NA
200072	Plaza Cleaners	Santa Clara	Santa Clara	NA	Intermediate	NA	NA	NA	NA	NA	NA	NA	NA
200073	Auto Europa Inc.	San Mateo	San Mateo	NA	Intermediate	NA	NA	NA	NA	NA	NA	NA	NA
200075	Dry Clean Time of America Inc	Oakland	Alameda	NA	Intermediate	NA	NA	NA	NA	NA	NA	NA	NA
200085	Hernandez Auto Body	San Lorenzo	Alameda	NA	Intermediate	NA	NA	NA	NA	NA	NA	NA	NA
200092	Bodyworkz Auto Collision	South San Francisco	San Mateo	NA	Intermediate	NA	NA	NA	NA	NA	NA	NA	NA
200093	Piedmont Hills Dry Cleaners	San Jose	Santa Clara	NA	Intermediate	NA	NA	NA	NA	NA	NA	NA	NA
200097	Euro Autobody	South San Francisco	San Mateo	NA	Intermediate	NA	NA	NA	NA	NA	NA	NA	NA
200103	Hi-Hat Dry Cleaners	Oakland	Alameda	NA	Intermediate	NA	NA	NA	NA	NA	NA	NA	NA
200105	Auto Art and Body	Hayward	Alameda	NA	Intermediate	NA	NA	NA	NA	NA	NA	NA	NA
200125	925 Collision Repair	Concord	Contra Costa	NA	Intermediate	NA	NA	NA	NA	NA	NA	NA	NA
200128	Pacific Auto Body Shop	South San Francisco	San Mateo	NA	Intermediate	NA	NA	NA	NA	NA	NA	NA	NA
200131	JMS Auto Body	San Jose	Santa Clara	NA	Intermediate	NA	NA	NA	NA	NA	NA	NA	NA
200133	Canos Auto Body	San Jose	Santa Clara	NA	Intermediate	NA	NA	NA	NA	NA	NA	NA	NA
200135	P & C Auto Body and Repair	San Jose	Santa Clara	NA	Intermediate	NA	NA	NA	NA	NA	NA	NA	NA
200146	Bay One Collision Auto Body Shop	Hayward	Alameda	NA	Intermediate	NA	NA	NA	NA	NA	NA	NA	NA
200152	Bucio's Auto Body	Vallejo	Solano	NA	Intermediate	NA	NA	NA	NA	NA	NA	NA	NA
200153	Belgcars Auto Body	Santa Clara	Santa Clara	NA	Intermediate	NA	NA	NA	NA	NA	NA	NA	NA
200161	Absolute Customs	Rohnert Park	Sonoma	NA	Intermediate	NA	NA	NA	NA	NA	NA	NA	NA
200168	G & C Auto Body LLC	San Jose	Santa Clara	NA	Intermediate	NA	NA	NA	NA	NA	NA	NA	NA
200170	AW Collision	South San Francisco	San Mateo	NA	Intermediate	NA	NA	NA	NA	NA	NA	NA	NA
200180	West Coast Body	San Rafael	Marin	NA	Intermediate	NA	NA	NA	NA	NA	NA	NA	NA
200190	Chuy's Auto Body Shop	Vallejo	Solano	NA	Intermediate	NA	NA	NA	NA	NA	NA	NA	NA
200220	J & M Auto Collision	Martinez	Contra Costa	NA	Intermediate	NA	NA	NA	NA	NA	NA	NA	NA
200222	Selene's Frame and Bodyworks	Windsor	Sonoma	NA	Intermediate	NA	NA	NA	NA	NA	NA	NA	NA
200228	SR Central Cleaners	Santa Rosa	Sonoma	NA	Intermediate	NA	NA	NA	NA	NA	NA	NA	NA
200252	Kent Cleaners	Foster City	San Mateo	NA	Intermediate	NA	NA	NA	NA	NA	NA	NA	NA
200256	Caliber Collision Center	San Mateo	San Mateo	NA	Intermediate	NA	NA	NA	NA	NA	NA	NA	NA
200259	Premium Bodyworkds and Collision Inc	Redwood City	San Mateo	NA	Intermediate	NA	NA	NA	NA	NA	NA	NA	NA
200261	Etyas Auto Body and Repair	Hayward	Alameda	NA	Intermediate	NA	NA	NA	NA	NA	NA	NA	NA
200272	All Car Auto Painting & Body Repair	San Mateo	San Mateo	NA	Intermediate	NA	NA	NA	NA	NA	NA	NA	NA
200274	Gaby's Auto Body	Hayward	Alameda	NA	Intermediate	NA	NA	NA	NA	NA	NA	NA	NA
200276	Auto World Collision	South San Francisco	San Mateo	NA	Intermediate	NA	NA	NA	NA	NA	NA	NA	NA
200282	BG Autobody & Paint	Hayward	Alameda	NA	Intermediate	NA	NA	NA	NA	NA	NA	NA	NA
200307	Lexus of Stevens Creek Recon	Santa Clara	Santa Clara	NA	Intermediate	NA	NA	NA	NA	NA	NA	NA	NA
200312	Claymore Auto Body & Repair	El Cerrito	Contra Costa	NA	Intermediate	NA	NA	NA	NA	NA	NA	NA	NA
200321	Redwood City Autobody	Redwood City	San Mateo	NA	Intermediate	NA	NA	NA	NA	NA	NA	NA	NA
200327	Modern Auto Body	Oakland	Alameda	NA	Intermediate	NA	NA	NA	NA	NA	NA	NA	NA
200328	Popeye Auto Collision #2	Hayward	Alameda	NA	Intermediate	NA	NA	NA	NA	NA	NA	NA	NA
200354	Fashion Cleaners	Los Altos	Santa Clara	NA	Intermediate	NA	NA	NA	NA	NA	NA	NA	NA
200395	S & S Toy Shop	San Jose	Santa Clara	NA	Intermediate	NA	NA	NA	NA	NA	NA	NA	NA
200456	Service King Paint & Body	Dublin	Alameda	NA	Intermediate	NA	NA	NA	NA	NA	NA	NA	NA
200460	Meadowood Resort	Saint Helena	Napa	NA	Intermediate	NA	NA	NA	NA	NA	NA	NA	NA
200522	Caliber Collision Center	Fairfield	Solano	NA	Intermediate	NA	NA	NA	NA	NA	NA	NA	NA
200533	Fil's General Auto Repair	Fremont	Alameda	NA	Intermediate	NA	NA	NA	NA	NA	NA	NA	NA
200553	Quintero's Collision Center	Vallejo	Solano	NA	Intermediate	NA	NA	NA	NA	NA	NA	NA	NA
200558	Spectacular Auto Works	Oakland	Alameda	NA	Intermediate	NA	NA	NA	NA	NA	NA	NA	NA
200592	Auto Techies Auto Body Shop	Fremont	Alameda	NA	Intermediate	NA	NA	NA	NA	NA	NA	NA	NA
200594	Car N Bike Moto LLC	Vallejo	Solano	NA	Intermediate	NA	NA	NA	NA	NA	NA	NA	NA
200606	Zane Auto Collisiion	Newark	Alameda	NA	Intermediate	NA	NA	NA	NA	NA	NA	NA	NA
200626	Skunkworks Performance & Restoration	San Jose	Santa Clara	NA	Intermediate	NA	NA	NA	NA	NA	NA	NA	NA
200644	Proline Auto Collision Center LLC DBA Proline Auto Body	Burlingame	San Mateo	NA	Intermediate	NA	NA	NA	NA	NA	NA	NA	NA
200657	Carbonic Service Inc	Santa Clara	Santa Clara	NA	Intermediate	NA	NA	NA	NA	NA	NA	NA	NA
200665	Savings Cleaner	Fremont	Alameda	NA	Intermediate	NA	NA	NA	NA	NA	NA	NA	NA
200704	Tom Automotive	Daly City	San Mateo	NA	Intermediate	NA	NA	NA	NA	NA	NA	NA	NA
200787	All Pro Mechanix Inc. DBA Cowden Automotive	San Francisco	San Francisco	NA	Intermediate	NA	NA	NA	NA	NA	NA	NA	NA
200788	K & S Auto Body and Services	San Leandro	Alameda	NA	Intermediate	NA	NA	NA	NA	NA	NA	NA	NA

Facility Number	Facility Name ⁽¹⁾ (1)See pp. 18-21 of the TAC Control Program Annual Report for important context regarding this data.	City	County	Rule 11-18 Ranking	AB2588 Priority Ranking	Cancer PS	Chronic PS	PS	PS Year	HRA Year	Cancer Risk (chances in a million)	Chronic Hazard Index	Acute Hazard Index
200789	Reyes Body & Frame	Richmond	Contra Costa	NA	Intermediate	NA	NA	NA	NA	NA	NA	NA	NA
200791	MCI Sales and Service Inc.	Hayward	Alameda	NA	Intermediate	NA	NA	NA	NA	NA	NA	NA	NA
200827	Automotive Collision Repair	Oakland	Alameda	NA	Intermediate	NA	NA	NA	NA	NA	NA	NA	NA
200842	Will's Auto Body Inc.	Concord	Contra Costa	NA	Intermediate	NA	NA	NA	NA	NA	NA	NA	NA
200858	Falcon Collision Repair	Concord	Contra Costa	NA	Intermediate	NA	NA	NA	NA	NA	NA	NA	NA
200927	Oakland Panel Craft	Oakland	Alameda	NA	Intermediate	NA	NA	NA	NA	NA	NA	NA	NA
200928	Caliber Collision	Santa Clara	Santa Clara	NA	Intermediate	NA	NA	NA	NA	NA	NA	NA	NA
200968	Fix Auto Daly City	Daly City	San Mateo	NA	Intermediate	NA	NA	NA	NA	NA	NA	NA	NA
200977	Buddy's Auto Body & Restoration	Novato	Marin	NA	Intermediate	NA	NA	NA	NA	NA	NA	NA	NA
200981	JP Auto Body	South San Francisco	San Mateo	NA	Intermediate	NA	NA	NA	NA	NA	NA	NA	NA
201028	Brasas do Brazil Churrascaria	Concord	Contra Costa	NA	Intermediate	NA	NA	NA	NA	NA	NA	NA	NA
201055	A & G Body Shop Inc	Gilroy	Santa Clara	NA	Intermediate	NA	NA	NA	NA	NA	NA	NA	NA
201100	City & County of San Francisco - Toland	San Francisco	San Francisco	NA	Intermediate	NA	NA	NA	NA	NA	NA	NA	NA
201118	J & J Cleaners	San Jose	Santa Clara	NA	Intermediate	NA	NA	NA	NA	NA	NA	NA	NA
201142	A1 Auto Body & Repair	Fremont	Alameda	NA	Intermediate	NA	NA	NA	NA	NA	NA	NA	NA
201210	24/7 Auto Body	Redwood City	San Mateo	NA	Intermediate	NA	NA	NA	NA	NA	NA	NA	NA
201279	Nor Cal Classic Restorations	Rohnert Park	Sonoma	NA	Intermediate	NA	NA	NA	NA	NA	NA	NA	NA
201341	Ultimate Rail Equipment	Hayward	Alameda	NA	Intermediate	NA	NA	NA	NA	NA	NA	NA	NA
201354	Hayward Wheels Repair & Tires Inc.	Hayward	Alameda	NA	Intermediate	NA	NA	NA	NA	NA	NA	NA	NA
201416	ABC Bus Inc.	Newark	Alameda	NA	Intermediate	NA	NA	NA	NA	NA	NA	NA	NA
201495	Weatherford Collision North	Berkeley	Alameda	NA	Intermediate	NA	NA	NA	NA	NA	NA	NA	NA
201497	Caliber Collision Center	Morgan Hill	Santa Clara	NA	Intermediate	NA	NA	NA	NA	NA	NA	NA	NA
201514	Caliber Collision Center	Fremont	Alameda	NA	Intermediate	NA	NA	NA	NA	NA	NA	NA	NA
201569	Crash Champions LLC	Concord	Contra Costa	NA	Intermediate	NA	NA	NA	NA	NA	NA	NA	NA
201599	Supreme Auto Body Shop	Hayward	Alameda	NA	Intermediate	NA	NA	NA	NA	NA	NA	NA	NA
201607	Precision Body Shop	Colma	San Mateo	NA	Intermediate	NA	NA	NA	NA	NA	NA	NA	NA
201616	Poncho's Auto Body Shop	Pittsburg	Contra Costa	NA	Intermediate	NA	NA	NA	NA	NA	NA	NA	NA
201625	Timeless Innovations	American Canyon	Napa	NA	Intermediate	NA	NA	NA	NA	NA	NA	NA	NA
201673	Chilton Auto Body Inc.	Pleasanton	Alameda	NA	Intermediate	NA	NA	NA	NA	NA	NA	NA	NA
201742	California Wheel Repair Solutions	San Rafael	Marin	NA	Intermediate	NA	NA	NA	NA	NA	NA	NA	NA
201743	Nate's Custom & Collision	San Leandro	Alameda	NA	Intermediate	NA	NA	NA	NA	NA	NA	NA	NA
201753	Spectrum Auto Body	Burlingame	San Mateo	NA	Intermediate	NA	NA	NA	NA	NA	NA	NA	NA
201775	A.I.M. Auto Body	South San Francisco	San Mateo	NA	Intermediate	NA	NA	NA	NA	NA	NA	NA	NA
201866	Supreme Auto Body	Pleasanton	Alameda	NA	Intermediate	NA	NA	NA	NA	NA	NA	NA	NA
201902	Rainbow Auto Body	Livermore	Alameda	NA	Intermediate	NA	NA	NA	NA	NA	NA	NA	NA
201918	Quality Auto Body & Painting	Redwood City	San Mateo	NA	Intermediate	NA	NA	NA	NA	NA	NA	NA	NA
201920	LTM Auto Repair & Tire Pro	Burlingame	San Mateo	NA	Intermediate	NA	NA	NA	NA	NA	NA	NA	NA
202086	Reliance Collision Center Inc.	San Jose	Santa Clara	NA	Intermediate	NA	NA	NA	NA	NA	NA	NA	NA
202087	Brooks Motor Cars of Dublin	Dublin	Alameda	NA	Intermediate	NA	NA	NA	NA	NA	NA	NA	NA
202198	CV San Pump Station #7	Castro Valley	Alameda	NA	Intermediate	NA	NA	NA	NA	NA	NA	NA	NA
202215	KGS Dhoot	Pleasanton	Contra Costa	NA	Intermediate	NA	NA	NA	NA	NA	NA	NA	NA
202273	Carstar Chilton Auto Body	San Leandro	Alameda	NA	Intermediate	NA	NA	NA	NA	NA	NA	NA	NA
202324	Caliber Collision Center #1243	Oakland	Alameda	NA	Intermediate	NA	NA	NA	NA	NA	NA	NA	NA
202326	Lucid Motors Millbrae Service Center	Millbrae	San Mateo	NA	Intermediate	NA	NA	NA	NA	NA	NA	NA	NA
202396	CALIFORNIA AUTO BODY REPAIR	South San Francisco	San Mateo	NA	Intermediate	NA	NA	NA	NA	NA	NA	NA	NA
202397	T & T California Collision Inc.	San Jose	Santa Clara	NA	Intermediate	NA	NA	NA	NA	NA	NA	NA	NA
202628	Hayward Imperial	Hayward	Alameda	NA	Intermediate	NA	NA	NA	NA	NA	NA	NA	NA
24520	CB SkyShare (Gnoss Field FBO)	Novato	Marin	NA	Intermediate	NA	NA	NA	NA	NA	NA	NA	NA
100921	H&S Energy Products LLC #3050 - Texaco	Vallejo	Solano	NA	Intermediate	NA	NA	NA	NA	NA	NA	NA	NA
111207	Sunoco #0493-2943	Sonoma	Sonoma	NA	Intermediate	NA	NA	NA	NA	NA	NA	NA	NA
909	Raytheon Company	Mountain View	Santa Clara	NA	Intermediate	NA	NA	NA	NA	NA	NA	NA	NA

Table B-5. Low Priority Facilities

Facility Number	Facility Name ⁽¹⁾ (1)See pp. 18-21 of the TAC Control Program Annual Report for important context regarding this data.	City	County	Rule 11-18 Ranking	AB2588 Priority Ranking	Cancer PS	Chronic PS	PS	PS Year	HRA Year	Cancer Risk (chances in a million)	Chronic Hazard Index	Acute Hazard Index
13111	Vallejo Sanitation & Flood Control District	Vallejo	Solano	NA	Low	0.99	0	0.99	2022	NA	NA	NA	NA
15576	County of Santa Clara - Valley Health Center	San Jose	Santa Clara	NA	Low	0.99	0	0.99	2023	NA	NA	NA	NA
18581	Wareham Development	Berkeley	Alameda	NA	Low	0.99	0	0.99	2023	NA	NA	NA	NA
20750	Roche Sequencing Solutions	San Jose	Santa Clara	NA	Low	0.99	0	0.99	2023	NA	NA	NA	NA
21784	Kilroy Realty LP	San Francisco	San Francisco	NA	Low	0.99	0	0.99	2023	NA	NA	NA	NA
3999	AC Transit	Hayward	Alameda	NA	Low	0.98	0	0.98	2023	NA	NA	NA	NA
11024	JSR Micro Inc	Sunnyvale	Santa Clara	NA	Low	0.98	0.01	0.98	2023	NA	NA	NA	NA
18120	San Jose Fire Department FS #33	San Jose	Santa Clara	NA	Low	0.98	0	0.98	2023	NA	NA	NA	NA
18982	Omni Vision	Santa Clara	Santa Clara	NA	Low	0.98	0	0.98	2023	NA	NA	NA	NA
19819	Santa Clara County Fire District	Los Gatos	Santa Clara	NA	Low	0.98	0	0.98	2022	NA	NA	NA	NA
20379	City of San Leandro - Wicks Lift Station	San Leandro	Alameda	NA	Low	0.98	0	0.98	2022	NA	NA	NA	NA
22480	Signature Flight Support	Oakland	Alameda	NA	Low	0.98	0.03	0.98	2022	NA	NA	NA	NA
23554	Santa Clara Valley Transportation Authority ⁽¹⁾	Milpitas	Santa Clara	NA	Low	0.98	0	0.98	2023	2016	9.99	1	NA
23945	Hudson Concourse LLC	San Jose	Santa Clara	NA	Low	0.98	0	0.98	2023	NA	NA	NA	NA
24570	Terrax Environmental Inc	San Jose	Santa Clara	NA	Low	0.98	0.01	0.98	2023	2020	9.95	0.2	0
201072	City of Oakland	Oakland	Alameda	NA	Low	0.98	0	0.98	2023	NA	NA	NA	NA
2206	Streamline Circuits LLC dba Summit Interconnect SC	Santa Clara	Santa Clara	NA	Low	0	0.97	0.97	2022	NA	NA	NA	NA
2877	L3Harris Randtron Antenna Systems	Menlo Park	San Mateo	NA	Low	0.97	0	0.97	2023	NA	NA	NA	NA
13910	Alameda County GSA	Dublin	Alameda	NA	Low	0.97	0	0.97	2022	NA	NA	NA	NA
18078	ARE - San Francisco No 18 LLC	Palo Alto	Santa Clara	NA	Low	0.97	0	0.97	2023	NA	NA	NA	NA
18597	GHC of San Fran 180 LLC	San Francisco	San Francisco	NA	Low	0.97	0	0.97	2023	NA	NA	NA	NA
22582	FSDW Redwood City LLC dba Kensington Place	Redwood City	San Mateo	NA	Low	0.97	0	0.97	2022	NA	NA	NA	NA
200819	Google LLC	San Jose	Santa Clara	NA	Low	0.97	0	0.97	2023	NA	NA	NA	NA
200894	Aloft Hotel	Dublin	Alameda	NA	Low	0.97	0	0.97	2022	NA	NA	NA	NA
7867	City of Rohnert Park	Rohnert Park	Sonoma	NA	Low	0.96	0	0.96	2022	NA	NA	NA	NA
16378	Salvation Army Silver Crest	San Francisco	San Francisco	NA	Low	0.96	0	0.96	2023	NA	NA	NA	NA
18555	Cupertino City Center Garage	Cupertino	Santa Clara	NA	Low	0.96	0	0.96	2023	NA	NA	NA	NA
19548	San Leandro Senior Housing Inc	San Leandro	Alameda	NA	Low	0.96	0	0.96	2022	NA	NA	NA	NA
24446	Prologis LP	Hayward	Alameda	NA	Low	0.96	0	0.96	2022	NA	NA	NA	NA
13548	Pacific Bell	Suisun City	Solano	NA	Low	0.95	0	0.95	2022	NA	NA	NA	NA
15776	City of Gilroy	Gilroy	Santa Clara	NA	Low	0.95	0	0.95	2023	NA	NA	NA	NA
17931	Green Hill Tower Homeowners Association	San Francisco	San Francisco	NA	Low	0.95	0	0.95	2023	NA	NA	NA	NA
18252	Silicon Valley Animal Control Authority	Santa Clara	Santa Clara	NA	Low	0.95	0	0.95	2023	NA	NA	NA	NA
23344	First Republic Bank	San Francisco	San Francisco	NA	Low	0.95	0	0.95	2023	2016	3.1	0	NA
201187	Coolport LLC.	Oakland	Alameda	NA	Low	0.95	0	0.95	2022	NA	NA	NA	NA
202117	1655 3rd Street	San Francisco	San Francisco	NA	Low	0.95	0	0.95	2023	NA	NA	NA	NA
202390	2K Sports MOCAP	Petaluma	Sonoma	NA	Low	0.95	0	0.95	2023	NA	NA	NA	NA
112199	United Pacific #0601	San Francisco	San Francisco	NA	Low	0.95	0.02	0.95	2022	NA	NA	NA	NA
2899	AC Transit District	Oakland	Alameda	NA	Low	0.94	0	0.94	2022	NA	NA	NA	NA
13465	Pacific Bell	El Sobrante	Contra Costa	NA	Low	0.94	0	0.94	2022	NA	NA	NA	NA
15638	East Bay Regional Park District	Castro Valley	Alameda	NA	Low	0.94	0	0.94	2023	NA	NA	NA	NA
16965	Ikea US West Inc - 165 Emeryville	Emeryville	Alameda	NA	Low	0.94	0	0.94	2023	NA	NA	NA	NA
20206	Heffeman Insurance Brokers	Walnut Creek	Contra Costa	NA	Low	0.94	0	0.94	2022	NA	NA	NA	NA
21711	Harsch Investment Realty LLC	San Francisco	San Francisco	NA	Low	0.94	0.01	0.94	2023	NA	NA	NA	NA
22991	New Cingular Wireless db as At&T Mobility	Santa Clara	Santa Clara	NA	Low	0.94	0	0.94	2023	NA	NA	NA	NA
23750	LinkedIn Corp	Sunnyvale	Santa Clara	NA	Low	0.94	0	0.94	2023	NA	NA	NA	NA
200343	California Water Service Co.	San Carlos	San Mateo	NA	Low	0.94	0	0.94	2022	2016	9.4	0	NA
202456	Marin Humane Society	Novato	Marin	NA	Low	0.94	0	0.94	2023	NA	NA	NA	NA
7101	Napa Sanitation District - Soscol	Napa	Napa	NA	Low	0.93	0	0.93	2023	NA	NA	NA	NA
14136	Contra Costa County	Martinez	Contra Costa	NA	Low	0.93	0	0.93	2023	NA	NA	NA	NA
14180	JPPF 1155 Battery LP	San Francisco	San Francisco	NA	Low	0.93	0	0.93	2023	NA	NA	NA	NA
14327	Silgan Containers Mfg Corp	Antioch	Contra Costa	NA	Low	0	0.93	0.93	2023	NA	NA	NA	NA
14892	Sausalito Marin City Sanitary District	Sausalito	Marin	NA	Low	0.93	0	0.93	2023	NA	NA	NA	NA
16262	Macy's (Walnut Creek Womens/Mens)	Walnut Creek	Contra Costa	NA	Low	0.93	0	0.93	2022	NA	NA	NA	NA
16319	UCSF/Hunters Point	San Francisco	San Francisco	NA	Low	0.93	0	0.93	2022	NA	NA	NA	NA
16332	Verizon Wireless - 815426	Morgan Hill	Santa Clara	NA	Low	0.93	0	0.93	2023	NA	NA	NA	NA
16442	City of Hayward Well D2	Hayward	Alameda	NA	Low	0.93	0	0.93	2021	NA	NA	NA	NA
16481	Cerus Corporation	Concord	Contra Costa	NA	Low	0.93	0	0.93	2019	NA	NA	NA	NA
16534	Stanford Health Care	Palo Alto	Santa Clara	NA	Low	0.93	0	0.93	2021	NA	NA	NA	NA

Facility Number	Facility Name ⁽¹⁾ (1)See pp. 18-21 of the TAC Control Program Annual Report for important context regarding this data.	City	County	Rule 11-18 Ranking	AB2588 Priority Ranking	Cancer PS	Chronic PS	PS	PS Year	HRA Year	Cancer Risk (chances in a million)	Chronic Hazard Index	Acute Hazard Index
16927	Fairfield-Suisun Sewer District	Fairfield	Solano	NA	Low	0.93	0	0.93	2023	NA	NA	NA	NA
16978	Air Products Manufacturing Corporation	Santa Clara	Santa Clara	NA	Low	0.93	0	0.93	2023	NA	NA	NA	NA
17638	Intematix Corporation	Fremont	Alameda	NA	Low	0.93	0	0.93	2022	NA	NA	NA	NA
18454	The Home Depot Store #6672	San Jose	Santa Clara	NA	Low	0.93	0	0.93	2022	NA	NA	NA	NA
19182	Kaiser Pinole	Pinole	Contra Costa	NA	Low	0.93	0	0.93	2021	NA	NA	NA	NA
20541	Columbus	Hayward	Alameda	NA	Low	0.93	0	0.93	2023	NA	NA	NA	NA
21143	Sunset Development Company	San Ramon	Contra Costa	NA	Low	0.93	0	0.93	2023	NA	NA	NA	NA
21190	City of Alameda	Alameda	Alameda	NA	Low	0.93	0	0.93	2022	NA	NA	NA	NA
21577	Fox Plaza Owners Association	San Francisco	San Francisco	NA	Low	0.93	0.01	0.93	2023	NA	NA	NA	NA
22581	Wells Fargo	San Francisco	San Francisco	NA	Low	0.93	0	0.93	2023	NA	NA	NA	NA
201552	Watermark at Napa Senior Living	Napa	Napa	NA	Low	0.93	0	0.93	2022	NA	NA	NA	NA
202285	Ghrininghelli Specialty Foods	Vallejo	Solano	NA	Low	0.93	0	0.93	2023	NA	NA	NA	NA
13103	Vallejo Sanitation & Flood Control Dist	Vallejo	Solano	NA	Low	0.92	0	0.92	2022	NA	NA	NA	NA
13659	San Francisco Public Utilities Commission	San Francisco	San Francisco	NA	Low	0.92	0	0.92	2022	NA	NA	NA	NA
15469	Kron Television	San Francisco	San Francisco	NA	Low	0.92	0	0.92	2022	NA	NA	NA	NA
17965	Amy's Kitchen Inc	Santa Rosa	Sonoma	NA	Low	0.92	0	0.92	2022	NA	NA	NA	NA
18355	Verizon Wireless (Quito Road)	Los Gatos	Santa Clara	NA	Low	0.92	0	0.92	2023	NA	NA	NA	NA
21118	City of Berkeley Fire Station #2	Berkeley	Alameda	NA	Low	0.92	0	0.92	2023	NA	NA	NA	NA
21648	100 Pine Owner LLC	San Francisco	San Francisco	NA	Low	0.92	0	0.92	2023	NA	NA	NA	NA
22633	City of Santa Clara	Santa Clara	Santa Clara	NA	Low	0.92	0	0.92	2023	NA	NA	NA	NA
22983	The Bass Pro Shops	San Jose	Santa Clara	NA	Low	0.92	0	0.92	2022	NA	NA	NA	NA
25099	Analog Devices Inc	San Jose	Santa Clara	NA	Low	0.92	0	0.92	2022	NA	NA	NA	NA
25246	EPNY Townsend LLC	San Francisco	San Francisco	NA	Low	0.92	0	0.92	2022	NA	NA	NA	NA
201636	23 & Me	Sunnyvale	Santa Clara	NA	Low	0.92	0	0.92	2022	NA	NA	NA	NA
1008	SonomaWest Holdings Inc	Sebastopol	Sonoma	NA	Low	0.91	0	0.91	2023	NA	NA	NA	NA
5180	San Ramon Regional Medical Center	San Ramon	Contra Costa	NA	Low	0.91	0.01	0.91	2022	NA	NA	NA	NA
13213	TE Connectivity	Redwood City	San Mateo	NA	Low	0.91	0.01	0.91	2023	NA	NA	NA	NA
16283	Verizon Wireless- 815032	San Jose	Santa Clara	NA	Low	0.91	0	0.91	2023	NA	NA	NA	NA
17238	City of Santa Clara - De La Cruz/Sewer Lift	Santa Clara	Santa Clara	NA	Low	0.91	0	0.91	2023	NA	NA	NA	NA
18024	Verizon Wireless (Golden Gate Fields)	Albany	Alameda	NA	Low	0.91	0	0.91	2023	NA	NA	NA	NA
20967	City of Foster City	Foster City	San Mateo	NA	Low	0.91	0	0.91	2022	NA	NA	NA	NA
23172	Acme Bread	South San Francisco	San Mateo	NA	Low	0.91	0	0.91	2022	NA	NA	NA	NA
23292	New Cingular Wireless PCS LLC dba AT&T Mobility	Daly City	San Mateo	NA	Low	0.91	0	0.91	2023	NA	NA	NA	NA
24127	Riverpark Tower I Owner LLC	San Jose	Santa Clara	NA	Low	0.91	0	0.91	2023	NA	NA	NA	NA
14132	Judicial Council of California - Bray Court JCC 07-A3	Martinez	Contra Costa	NA	Low	0.9	0	0.9	2023	NA	NA	NA	NA
15664	City of Brisbane - Harbormaster	Brisbane	San Mateo	NA	Low	0.9	0	0.9	2023	NA	NA	NA	NA
18098	South City Lights Homes Association	South San Francisco	San Mateo	NA	Low	0.9	0	0.9	2019	NA	NA	NA	NA
19079	Church of the Valley Retirement Homes Inc	Santa Clara	Santa Clara	NA	Low	0.9	0	0.9	2023	NA	NA	NA	NA
21319	Peninsula Corridor Joint Powers Board	San Jose	Santa Clara	NA	Low	0.9	0	0.9	2023	NA	NA	NA	NA
23217	ATUM	Newark	Alameda	NA	Low	0.9	0	0.9	2022	NA	NA	NA	NA
23355	GoPro Inc	San Mateo	San Mateo	NA	Low	0.9	0	0.9	2019	NA	NA	NA	NA
25022	Catalyst Dublin LLC	Dublin	Alameda	NA	Low	0.9	0.02	0.9	2022	NA	NA	NA	NA
15422	Pinnacle Towers Inc	Nicasio	Marin	NA	Low	0.89	0	0.89	2023	NA	NA	NA	NA
16446	City of Hayward 1000' Reservoir	Hayward	Alameda	NA	Low	0.89	0	0.89	2022	NA	NA	NA	NA
18108	Healthpeak Properties Inc. c/o CBRE	Redwood City	San Mateo	NA	Low	0.89	0	0.89	2023	NA	NA	NA	NA
19630	County of Santa Clara - Fleet Maintenance Facility	San Jose	Santa Clara	NA	Low	0.89	0	0.89	2022	NA	NA	NA	NA
20790	1730 S El Camino Real Partners LP	San Mateo	San Mateo	NA	Low	0.89	0	0.89	2022	NA	NA	NA	NA
21948	Graybar	Union City	Alameda	NA	Low	0.89	0	0.89	2021	NA	NA	NA	NA
22664	Cs Bio Company	Menlo Park	San Mateo	NA	Low	0.89	0	0.89	2022	NA	NA	NA	NA
22929	Lumina Home Owners Association	San Francisco	San Francisco	NA	Low	0.89	0	0.89	2021	NA	NA	NA	NA
23371	Alexandria Real Estate Equities Inc	South San Francisco	San Mateo	NA	Low	0.89	0	0.89	2023	NA	NA	NA	NA
13546	Pacific Bell	South San Francisco	San Mateo	NA	Low	0.88	0	0.88	2022	NA	NA	NA	NA
13980	Dow San Francisco Lofts LLC	San Francisco	San Francisco	NA	Low	0.88	0	0.88	2023	NA	NA	NA	NA
15935	Comcast of California/Colorado/Texas/Washington	Pleasanton	Alameda	NA	Low	0.88	0	0.88	2023	2022	7	0.01	NA
16433	City of Rohnert Park	Rohnert Park	Sonoma	NA	Low	0.88	0	0.88	2022	NA	NA	NA	NA
17708	Santa Clara County-FAF	Morgan Hill	Santa Clara	NA	Low	0.88	0	0.88	2022	NA	NA	NA	NA
17821	CenturyLink Communications LLC	Santa Clara	Santa Clara	NA	Low	0.88	0	0.88	2023	NA	NA	NA	NA
18961	Stoneman Village II Housing Corp	Pittsburg	Contra Costa	NA	Low	0.88	0	0.88	2023	NA	NA	NA	NA
19370	Verizon Wireless (Bay Farm Island)	Alameda	Alameda	NA	Low	0.88	0	0.88	2022	NA	NA	NA	NA

Facility Number	Facility Name ⁽¹⁾ (1)See pp. 18-21 of the TAC Control Program Annual Report for important context regarding this data.	City	County	Rule 11-18 Ranking	AB2588 Priority Ranking	Cancer PS	Chronic PS	PS	PS Year	HRA Year	Cancer Risk (chances in a million)	Chronic Hazard Index	Acute Hazard Index
19466	Marin Biologic Laboratories Inc	Novato	Marin	NA	Low	0.88	0	0.88	2023	NA	NA	NA	NA
19877	Contra Costa Water Dist (Country Club Pump Sta)	Pleasant Hill	Contra Costa	NA	Low	0.88	0	0.88	2023	NA	NA	NA	NA
20113	Alpha & Omega Semiconductor	Sunnyvale	Santa Clara	NA	Low	0.88	0	0.88	2023	NA	NA	NA	NA
23670	ROIC	Pleasant Hill	Contra Costa	NA	Low	0.88	0	0.88	2023	NA	NA	NA	NA
1857	Gorilla Circuits	San Jose	Santa Clara	NA	Low	0.87	0	0.87	2022	NA	NA	NA	NA
3047	Matheson Tri-Gas Inc	Newark	Alameda	NA	Low	0.87	0.04	0.87	2023	NA	NA	NA	NA
14520	Kaiser Permanente	Gilroy	Santa Clara	NA	Low	0.87	0	0.87	2022	NA	NA	NA	NA
15488	Pacific States Aviation	Concord	Contra Costa	NA	Low	0.87	0.02	0.87	2022	NA	NA	NA	NA
15882	County of San Mateo	Belmont	San Mateo	NA	Low	0.87	0	0.87	2023	NA	NA	NA	NA
16059	Visa USA Inc	Foster City	San Mateo	NA	Low	0.87	0	0.87	2019	NA	NA	NA	NA
16635	San Francisco Public Utilities Commission	Daly City	San Mateo	NA	Low	0.87	0	0.87	2022	NA	NA	NA	NA
19925	Contra Costa HS Haz Mat Programs	Martinez	Contra Costa	NA	Low	0.87	0	0.87	2023	NA	NA	NA	NA
21524	Pell Development Company	San Francisco	San Francisco	NA	Low	0.87	0	0.87	2023	NA	NA	NA	NA
14137	Contra Costa County	Martinez	Contra Costa	NA	Low	0.86	0	0.86	2023	NA	NA	NA	NA
16135	Verizon Wireless (Clayton)	Concord	Contra Costa	NA	Low	0.86	0	0.86	2022	NA	NA	NA	NA
19036	Chateau Cupertino	Cupertino	Santa Clara	NA	Low	0.86	0	0.86	2023	NA	NA	NA	NA
19238	CooperVision Inc	Pleasanton	Alameda	NA	Low	0.86	0	0.86	2023	NA	NA	NA	NA
20323	Judicial Council of California JCC 43-A1	San Jose	Santa Clara	NA	Low	0.86	0	0.86	2022	NA	NA	NA	NA
21589	San Jose Water Company-Varner Ct Station	San Jose	Santa Clara	NA	Low	0.86	0	0.86	2022	NA	NA	NA	NA
23765	Gap Inc	Pleasanton	Alameda	NA	Low	0.86	0	0.86	2023	NA	NA	NA	NA
23927	Ericsson	Santa Clara	Santa Clara	NA	Low	0.86	0	0.86	2023	NA	NA	NA	NA
200353	Orchard Supply Co. LLC #0020	San Jose	Santa Clara	NA	Low	0.86	0	0.86	2021	NA	NA	NA	NA
200619	Stag's Leap Wine Cellars	Napa	Napa	NA	Low	0.86	0	0.86	2022	NA	NA	NA	NA
201849	GOOGLE LLC	Palo Alto	Santa Clara	NA	Low	0.86	0	0.86	2023	NA	NA	NA	NA
425	Channing House	Palo Alto	Santa Clara	NA	Low	0.85	0.01	0.85	2022	NA	NA	NA	NA
14066	Milpitas City Hall	Milpitas	Santa Clara	NA	Low	0.85	0	0.85	2022	NA	NA	NA	NA
14156	West County Wastewater District	Richmond	Contra Costa	NA	Low	0.85	0	0.85	2022	NA	NA	NA	NA
14448	County of Santa Clara	San Jose	Santa Clara	NA	Low	0.85	0	0.85	2022	NA	NA	NA	NA
14727	Sewerage Agency of Southern Marin	Tiburon	Marin	NA	Low	0.85	0	0.85	2022	NA	NA	NA	NA
16448	City of Hayward 500' Reservoir	Hayward	Alameda	NA	Low	0.85	0	0.85	2021	NA	NA	NA	NA
19557	Dold's Workshop	Dublin	Alameda	NA	Low	0.85	0	0.85	2021	NA	NA	NA	NA
19572	City of Mountain View	Mountain View	Santa Clara	NA	Low	0.85	0	0.85	2023	NA	NA	NA	NA
20189	Livermore Municipal Water - Vasco Rd Pump Station	Livermore	Alameda	NA	Low	0.85	0	0.85	2022	NA	NA	NA	NA
22600	Peninsula Corridor Joint Powers Board	Mentlo Park	San Mateo	NA	Low	0.85	0	0.85	2021	NA	NA	NA	NA
22788	East Bay Municipal Utility District	Walnut Creek	Contra Costa	NA	Low	0.85	0	0.85	2023	2014	9.99	0.01	NA
22846	Verizon Wireless-Princeton	Half Moon Bay	San Mateo	NA	Low	0.85	0	0.85	2023	NA	NA	NA	NA
23643	Bigfoot Medical	Milpitas	Santa Clara	NA	Low	0.85	0	0.85	2022	NA	NA	NA	NA
201829	Google LLC	Mountain View	Santa Clara	NA	Low	0.85	0	0.85	2023	NA	NA	NA	NA
112127	City of San Francisco Fire #9	San Francisco	San Francisco	NA	Low	0.85	0	0.85	2022	NA	NA	NA	NA
13383	Lowe's HIW Inc /Corporate Payables	Union City	Alameda	NA	Low	0.84	0	0.84	2023	NA	NA	NA	NA
16969	Somo Village Commercial LLC	Rohnert Park	Sonoma	NA	Low	0.84	0	0.84	2023	NA	NA	NA	NA
17173	City of Fremont	Fremont	Alameda	NA	Low	0.84	0	0.84	2022	NA	NA	NA	NA
18203	Union Pacific Railroad	Martinez	Contra Costa	NA	Low	0.84	0	0.84	2023	NA	NA	NA	NA
18728	Ohlone College	Newark	Alameda	NA	Low	0.84	0	0.84	2022	NA	NA	NA	NA
21135	Hyatt House	Santa Clara	Santa Clara	NA	Low	0.84	0	0.84	2023	NA	NA	NA	NA
21311	West Bay Sanitary District	East Palo Alto	San Mateo	NA	Low	0.84	0	0.84	2022	NA	NA	NA	NA
23098	Royal Coffee Company	Oakland	Alameda	NA	Low	0.84	0.03	0.84	2023	NA	NA	NA	NA
23931	Transbay Transit Center	San Francisco	San Francisco	NA	Low	0.84	0	0.84	2023	NA	NA	NA	NA
23975	PDP San Francisco MOB LLC	San Francisco	San Francisco	NA	Low	0.84	0.01	0.84	2020	NA	NA	NA	NA
25136	Paseo Owner LLC	San Jose	Santa Clara	NA	Low	0.84	0	0.84	2023	NA	NA	NA	NA
200806	ACC OP (Bancroft Way) LP	Berkeley	Alameda	NA	Low	0.84	0	0.84	2023	NA	NA	NA	NA
201710	Clearwater at Sonoma Hills	Rohnert Park	Sonoma	NA	Low	0.84	0	0.84	2022	NA	NA	NA	NA
194	PCC Structural - San Leandro	San Leandro	Alameda	NA	Low	0.83	0.5	0.83	2022	NA	NA	NA	NA
13795	Mid Peninsula Water District	Belmont	San Mateo	NA	Low	0.83	0	0.83	2023	NA	NA	NA	NA
14282	Mt View Sanitary District	Martinez	Contra Costa	NA	Low	0.83	0	0.83	2023	NA	NA	NA	NA
14734	U S Postal Service	Richmond	Contra Costa	NA	Low	0.83	0.01	0.83	2022	NA	NA	NA	NA
16116	Verizon Wireless	Pittsburg	Contra Costa	NA	Low	0.83	0	0.83	2021	NA	NA	NA	NA
18432	Mt View Sanitary District Contra Costa County	Martinez	Contra Costa	NA	Low	0.83	0	0.83	2023	NA	NA	NA	NA
19145	Ghiloti Construction Company	Santa Rosa	Sonoma	NA	Low	0.83	0	0.83	2023	NA	NA	NA	NA
21854	Oro Loma Sanitary District-Canyon Lift Station	Hayward	Alameda	NA	Low	0.83	0	0.83	2022	NA	NA	NA	NA
22883	72 Townsend Owners Association	San Francisco	San Francisco	NA	Low	0.83	0	0.83	2021	NA	NA	NA	NA

Facility Number	Facility Name ⁽¹⁾ (1)See pp. 18-21 of the TAC Control Program Annual Report for important context regarding this data.	City	County	Rule 11-18 Ranking	AB2588 Priority Ranking	Cancer PS	Chronic PS	PS	PS Year	HRA Year	Cancer Risk (chances in a million)	Chronic Hazard Index	Acute Hazard Index
22958	SF Bay Area Rapid Transit District	Fremont	Alameda	NA	Low	0.83	0	0.83	2023	NA	NA	NA	NA
23595	San Ramon Valley Fire Department - Station 32	Alamo	Contra Costa	NA	Low	0.83	0	0.83	2022	NA	NA	NA	NA
201502	ABB/Con-Cise Optical Group LLC	Alameda	Alameda	NA	Low	0.83	0	0.83	2023	NA	NA	NA	NA
14749	San Mateo County	San Mateo	San Mateo	NA	Low	0.82	0	0.82	2019	NA	NA	NA	NA
15447	WinCo Foods Inc	Brentwood	Contra Costa	NA	Low	0.82	0	0.82	2023	NA	NA	NA	NA
17621	Skywest Emergency Pump Station	Hayward	Alameda	NA	Low	0.82	0	0.82	2022	NA	NA	NA	NA
18481	Verizon Wireless (Hesperian & A Street)	Hayward	Alameda	NA	Low	0.82	0	0.82	2022	NA	NA	NA	NA
19482	Astound Broadband	South San Francisco	San Mateo	NA	Low	0.82	0	0.82	2023	NA	NA	NA	NA
19510	Las Gallinas Valley Sanitary District	San Rafael	Marin	NA	Low	0.82	0	0.82	2021	NA	NA	NA	NA
20394	The Hillshire Brands Co a subsidiary of Tyson Food	San Lorenzo	Alameda	NA	Low	0.82	0.01	0.82	2022	NA	NA	NA	NA
20402	FreeState Inc	Sunnyvale	Santa Clara	NA	Low	0.82	0	0.82	2016	NA	NA	NA	NA
20825	Moffett Field Commissary/DeCA	Mountain View	Santa Clara	NA	Low	0.82	0	0.82	2022	NA	NA	NA	NA
201722	Caymus Vineyards	St. Helena	Napa	NA	Low	0.82	0	0.82	2022	NA	NA	NA	NA
201852	Herbl	Santa Rosa	Sonoma	NA	Low	0.82	0	0.82	2022	NA	NA	NA	NA
2939	CEMEX Construction Materials Pacific LLC	San Carlos	San Mateo	NA	Low	0.81	0.02	0.81	2023	NA	NA	NA	NA
13794	Mid Peninsula Water District	Belmont	San Mateo	NA	Low	0.81	0	0.81	2023	NA	NA	NA	NA
13998	Rodeo Hercules Fire Protection Dist	Rodeo	Contra Costa	NA	Low	0.81	0	0.81	2022	NA	NA	NA	NA
14274	City of Foster City	Foster City	San Mateo	NA	Low	0.81	0	0.81	2023	NA	NA	NA	NA
14529	Good Samaritan Hospital LP	Los Gatos	Santa Clara	NA	Low	0.81	0	0.81	2021	NA	NA	NA	NA
15329	US Coast Guard Station Golden Gate	Sausalito	Marin	NA	Low	0.81	0	0.81	2023	NA	NA	NA	NA
16303	Verizon Wireless	Livermore	Alameda	NA	Low	0.81	0	0.81	2023	NA	NA	NA	NA
16455	Verizon Wireless - Hwy 205/580	Livermore	Alameda	NA	Low	0.81	0	0.81	2022	NA	NA	NA	NA
16511	Santa Clara County Roads & Airports Dept	San Martin	Santa Clara	NA	Low	0.81	0	0.81	2023	NA	NA	NA	NA
17098	Verizon Wireless (Benicia)	Crockett	Contra Costa	NA	Low	0.81	0	0.81	2020	NA	NA	NA	NA
17459	Verizon Wireless (San Carlos)	San Carlos	San Mateo	NA	Low	0.81	0	0.81	2023	NA	NA	NA	NA
17466	City of Redwood City #8520	Redwood City	San Mateo	NA	Low	0.81	0	0.81	2023	NA	NA	NA	NA
17779	Verizon Wireless (HWY 80 American Canyon)	American Canyon	Napa	NA	Low	0.81	0	0.81	2023	NA	NA	NA	NA
19962	Santa Clara County Fire Dept	Los Altos	Santa Clara	NA	Low	0.81	0	0.81	2023	NA	NA	NA	NA
20069	Contra Costa County Fire Protection District	Pleasant Hill	Contra Costa	NA	Low	0.81	0.01	0.81	2022	NA	NA	NA	NA
21020	Verizon Wireless (North Napa)	Napa	Napa	NA	Low	0.81	0	0.81	2022	NA	NA	NA	NA
22377	Valley Tech Centre Owner LLC	San Jose	Santa Clara	NA	Low	0.81	0	0.81	2023	NA	NA	NA	NA
24196	Phelan Building LLC	San Francisco	San Francisco	NA	Low	0.81	0	0.81	2023	NA	NA	NA	NA
202331	Alameda Alliance for Health	Alameda	Alameda	NA	Low	0.81	0	0.81	2022	NA	NA	NA	NA
10998	Alameda County GSA	Oakland	Alameda	NA	Low	0.8	0.01	0.8	2023	NA	NA	NA	NA
14045	Contra Costa Water District	Concord	Contra Costa	NA	Low	0.8	0	0.8	2022	NA	NA	NA	NA
14431	City of American Canyon /Accounts Payable	American Canyon	Napa	NA	Low	0.8	0	0.8	2023	NA	NA	NA	NA
16679	Hotel Kabuki	San Francisco	San Francisco	NA	Low	0.8	0.01	0.8	2023	NA	NA	NA	NA
17549	Charter Communications	Gilroy	Santa Clara	NA	Low	0.8	0	0.8	2023	NA	NA	NA	NA
18888	Verizon Wireless (Oakley)	Oakley	Contra Costa	NA	Low	0.8	0	0.8	2023	NA	NA	NA	NA
19682	Verizon Wireless (Ygnacio/Wiget)	Walnut Creek	Contra Costa	NA	Low	0.8	0	0.8	2023	NA	NA	NA	NA
20791	City of Morgan Hill (Jackson Reservoir)	Morgan Hill	Santa Clara	NA	Low	0.8	0	0.8	2023	NA	NA	NA	NA
21982	New Cingular Wireless PCS dba AT&T Mobility	Union City	Alameda	NA	Low	0.8	0	0.8	2022	NA	NA	NA	NA
22314	Vineyard CMG	Livermore	Alameda	NA	Low	0.8	0	0.8	2023	NA	NA	NA	NA
200376	Hyatt Place Emeryville	Emeryville	Alameda	NA	Low	0.8	0	0.8	2022	2016	1.1	0	NA
12557	The Coca Cola Company	American Canyon	Napa	NA	Low	0.55	0.79	0.79	2022	NA	NA	NA	NA
13720	East Bay Municipal Utility Dist - Orinda WTP	Orinda	Contra Costa	NA	Low	0.79	0	0.79	2023	NA	NA	NA	NA
13787	City of Antioch	Antioch	Contra Costa	NA	Low	0.79	0	0.79	2016	NA	NA	NA	NA
16728	S F War Memorial & Performing Arts Center	San Francisco	San Francisco	NA	Low	0.79	0	0.79	2023	NA	NA	NA	NA
16911	Verizon Wireless (Colombus Parkway)	Vallejo	Solano	NA	Low	0.79	0	0.79	2023	NA	NA	NA	NA
18978	Young's Cabinet	San Francisco	San Francisco	NA	Low	0.79	0.02	0.79	2021	NA	NA	NA	NA
19905	Moonlite Associates LLC	Santa Clara	Santa Clara	NA	Low	0.79	0.01	0.79	2023	NA	NA	NA	NA
21266	The Terraces at Los Altos	Los Altos	Santa Clara	NA	Low	0.79	0	0.79	2022	NA	NA	NA	NA
21445	Lombard Plaza HOA	San Francisco	San Francisco	NA	Low	0.79	0	0.79	2022	NA	NA	NA	NA
21727	City and County of San Francisco Police Dept	San Francisco	San Francisco	NA	Low	0.79	0	0.79	2023	NA	NA	NA	NA
22334	SPF Mathilda LLC	Sunnyvale	Santa Clara	NA	Low	0.79	0.01	0.79	2023	NA	NA	NA	NA
200461	New Cingular Wireless PCS LLC dba AT&T Mobility	Livermore	Alameda	NA	Low	0.79	0	0.79	2022	2017	0.73	0	NA

Facility Number	Facility Name ⁽¹⁾ (1)See pp. 18-21 of the TAC Control Program Annual Report for important context regarding this data.	City	County	Rule 11-18 Ranking	AB2588 Priority Ranking	Cancer PS	Chronic PS	PS	PS Year	HRA Year	Cancer Risk (chances in a million)	Chronic Hazard Index	Acute Hazard Index
110796	The Pump House	Pinole	Contra Costa	NA	Low	0.79	0.02	0.79	2022	NA	NA	NA	NA
14229	City of Mountain View Fleet Services	Mountain View	Santa Clara	NA	Low	0.78	0	0.78	2023	NA	NA	NA	NA
15564	Empire Business Park LLC	Pittsburg	Contra Costa	NA	Low	0.78	0	0.78	2022	NA	NA	NA	NA
17353	Trimble Navigation	Sunnyvale	Santa Clara	NA	Low	0.78	0	0.78	2022	NA	NA	NA	NA
17612	Verizon Wireless (Airport Blvd)	Santa Rosa	Sonoma	NA	Low	0.78	0	0.78	2023	NA	NA	NA	NA
18815	County of Marin Ryan Creek Pump Station	Mill Valley	Marin	NA	Low	0.78	0	0.78	2023	NA	NA	NA	NA
19500	Verizon Wireless (Carquizez Bridge)	Vallejo	Solano	NA	Low	0.78	0	0.78	2022	NA	NA	NA	NA
21729	City & County of San Francisco-Park Police Station	San Francisco	San Francisco	NA	Low	0.78	0	0.78	2023	NA	NA	NA	NA
22798	City of Menlo Park	Menlo Park	San Mateo	NA	Low	0.78	0	0.78	2023	NA	NA	NA	NA
23557	New Cingular Wireless PCS dba AT&T Mobility	Pacifica	San Mateo	NA	Low	0.78	0	0.78	2022	2016	0.5	NA	NA
24843	ARE - San Francisco No 70 LLC	Palo Alto	Santa Clara	NA	Low	0.78	0	0.78	2022	NA	NA	NA	NA
200825	Alere Home Monitoring Inc.	Livermore	Alameda	NA	Low	0.78	0	0.78	2023	NA	NA	NA	NA
14960	Verizon Wireless Hwy 152 (G7)	Gilroy	Santa Clara	NA	Low	0.77	0	0.77	2022	NA	NA	NA	NA
16118	Verizon Wireless (South Gilroy)	Gilroy	Santa Clara	NA	Low	0.77	0	0.77	2023	NA	NA	NA	NA
17029	Verizon Wireless (Richmond)	Richmond	Contra Costa	NA	Low	0.77	0	0.77	2022	NA	NA	NA	NA
18851	Verizon Wireless (Hercules)	Rodeo	Contra Costa	NA	Low	0.77	0	0.77	2022	NA	NA	NA	NA
19209	Verizon Wireless (Hwy 880 Brokaw)	San Jose	Santa Clara	NA	Low	0.77	0	0.77	2018	NA	NA	NA	NA
23194	San Jose Fire Department Station 21	San Jose	Santa Clara	NA	Low	0.77	0	0.77	2022	NA	NA	NA	NA
201446	AC Hotel Sunnyvale	Sunnyvale	Santa Clara	NA	Low	0.77	0	0.77	2019	NA	NA	NA	NA
201632	City of San Bruno	San Bruno	San Mateo	NA	Low	0.77	0	0.77	2022	NA	NA	NA	NA
14773	City of Foster City	Foster City	San Mateo	NA	Low	0.76	0	0.76	2023	NA	NA	NA	NA
18037	Verizon Wireless (Pacific Heights)	San Francisco	San Francisco	NA	Low	0.76	0	0.76	2022	NA	NA	NA	NA
18614	Verizon Wireless (Willow Pass Park)	Concord	Contra Costa	NA	Low	0.76	0	0.76	2020	NA	NA	NA	NA
20070	BERKELEY CENTRAL	Berkeley	Alameda	NA	Low	0.76	0	0.76	2019	NA	NA	NA	NA
20278	Solano County Facilities	Vallejo	Solano	NA	Low	0.76	0	0.76	2022	NA	NA	NA	NA
21068	Contra Costa County Gen Svc Dept	Martinez	Contra Costa	NA	Low	0.76	0	0.76	2023	NA	NA	NA	NA
23982	Veolia WTS Services USA Inc.	San Jose	Santa Clara	NA	Low	0.76	0	0.76	2023	NA	NA	NA	NA
24942	Samaritan Medical Center	San Jose	Santa Clara	NA	Low	0.76	0	0.76	2022	2021	1.1	0	0
110750	Burlingame Police Station	Burlingame	San Mateo	NA	Low	0.76	0	0.76	2023	NA	NA	NA	NA
200447	Adlai E. Stevenson House	Palo Alto	Santa Clara	NA	Low	0.76	0	0.76	2023	NA	NA	NA	NA
202282	National Petroleum	Newark	Alameda	NA	Low	0.76	0	0.76	2023	NA	NA	NA	NA
111595	Petaluma Valero	Petaluma	Sonoma	NA	Low	0.76	0.02	0.76	2022	NA	NA	NA	NA
13156	OEpic Inc	Sunnyvale	Santa Clara	NA	Low	0.75	0	0.75	2021	NA	NA	NA	NA
13752	KaiCreek CA 94598 c/o Martinez Kaiser MOB	Walnut Creek	Contra Costa	NA	Low	0.75	0	0.75	2023	NA	NA	NA	NA
14154	West County Wastewater District	Richmond	Contra Costa	NA	Low	0.75	0	0.75	2022	NA	NA	NA	NA
14275	City of Foster City	Foster City	San Mateo	NA	Low	0.75	0	0.75	2023	NA	NA	NA	NA
14276	City of Foster City	Foster City	San Mateo	NA	Low	0.75	0	0.75	2023	NA	NA	NA	NA
16293	Verizon Wireless- 814303 (Castro Valley)	Castro Valley	Alameda	NA	Low	0.75	0	0.75	2023	NA	NA	NA	NA
17291	Watermark HOA	San Francisco	San Francisco	NA	Low	0.75	0	0.75	2023	NA	NA	NA	NA
17600	City of Santa Clara - Fire Station #3	Santa Clara	Santa Clara	NA	Low	0.75	0	0.75	2023	NA	NA	NA	NA
18505	Spectra Labs	Milpitas	Santa Clara	NA	Low	0.75	0	0.75	2021	NA	NA	NA	NA
19959	Santa Clara County Fire Dept	Campbell	Santa Clara	NA	Low	0.75	0	0.75	2023	NA	NA	NA	NA
22022	Advanced Pressure Technology (AP Tech)	Napa	Napa	NA	Low	0.75	0.01	0.75	2022	NA	NA	NA	NA
24809	400 California LLC	San Francisco	San Francisco	NA	Low	0.75	0	0.75	2023	NA	NA	NA	NA
25142	E2C Remediation	Oakland	Alameda	NA	Low	0.75	0	0.75	2022	NA	NA	NA	NA
22251	Cardlock Fuels System Inc	Gilroy	Santa Clara	NA	Low	0.75	0.02	0.75	2022	NA	NA	NA	NA
7652	East Side Union High School District	San Jose	Santa Clara	NA	Low	0.74	0	0.74	2022	NA	NA	NA	NA
14539	Pelican Point RV Park - Pump Station	Half Moon Bay	San Mateo	NA	Low	0.74	0	0.74	2023	NA	NA	NA	NA
17025	Verizon Wireless (Gilroy)	Gilroy	Santa Clara	NA	Low	0.74	0	0.74	2023	NA	NA	NA	NA
17477	City of Redwood City	Redwood City	San Mateo	NA	Low	0.74	0	0.74	2023	NA	NA	NA	NA
20246	Aster Data Systems Inc	San Carlos	San Mateo	NA	Low	0.74	0	0.74	2016	NA	NA	NA	NA
22744	City of Richmond WPC (Ferry Point Lift Station)	Richmond	Contra Costa	NA	Low	0.74	0	0.74	2023	NA	NA	NA	NA
111999	Chevron #206854	Livermore	Alameda	NA	Low	0.74	0.02	0.74	2022	NA	NA	NA	NA
3590	City of Berkeley/Engr Div/Public Works	Berkeley	Alameda	NA	Low	0.73	0.02	0.73	2022	NA	NA	NA	NA
12658	Redwood Veterinary Clinic	Santa Rosa	Sonoma	NA	Low	0.73	0.02	0.73	2023	NA	NA	NA	NA
14076	S F Bay Area Rapid Transit District	Concord	Contra Costa	NA	Low	0.73	0	0.73	2023	NA	NA	NA	NA
14146	Contra Costa County	Byron	Contra Costa	NA	Low	0.73	0	0.73	2023	NA	NA	NA	NA
14463	City of Burlingame	Burlingame	San Mateo	NA	Low	0.73	0	0.73	2023	2021	4.5	0	NA
15806	City of Alameda Public Works Department	Alameda	Alameda	NA	Low	0.73	0	0.73	2023	NA	NA	NA	NA
16259	Macy's (Pleasanton Stoneridge)	Pleasanton	Alameda	NA	Low	0.73	0	0.73	2021	NA	NA	NA	NA
17323	City of Santa Clara Electric Utility Yard	Santa Clara	Santa Clara	NA	Low	0.73	0	0.73	2023	NA	NA	NA	NA

Facility Number	Facility Name ⁽¹⁾ (1)See pp. 18-21 of the TAC Control Program Annual Report for important context regarding this data.	City	County	Rule 11-18 Ranking	AB2588 Priority Ranking	Cancer PS	Chronic PS	PS	PS Year	HRA Year	Cancer Risk (chances in a million)	Chronic Hazard Index	Acute Hazard Index
18804	Contemporary Jewish Museum	San Francisco	San Francisco	NA	Low	0.73	0	0.73	2023	NA	NA	NA	NA
24424	Fox Television Stations LLC	San Francisco	San Francisco	NA	Low	0.73	0	0.73	2022	NA	NA	NA	NA
24425	Lincoln Property Company	San Francisco	San Francisco	NA	Low	0.73	0	0.73	2021	NA	NA	NA	NA
24816	IGEP Park Place LLC	Dublin	Alameda	NA	Low	0.73	0.01	0.73	2022	NA	NA	NA	NA
12876	City of Daly City	Daly City	San Mateo	NA	Low	0.72	0	0.72	2023	NA	NA	NA	NA
14891	Sausalito Marin City Sanitary District	Sausalito	Marin	NA	Low	0.72	0	0.72	2022	NA	NA	NA	NA
15538	BNSF Railway Co	Oakland	Alameda	NA	Low	0.72	0	0.72	2022	NA	NA	NA	NA
20630	Verizon Wireless-Alviso	San Jose	Santa Clara	NA	Low	0.72	0	0.72	2021	NA	NA	NA	NA
21952	Canon USA Inc	San Jose	Santa Clara	NA	Low	0.72	0	0.72	2023	NA	NA	NA	NA
22274	Jefferson Union High School District (Bus Garage)	Daly City	San Mateo	NA	Low	0.72	0	0.72	2023	NA	NA	NA	NA
23045	270 Brannan Owner LLC	San Francisco	San Francisco	NA	Low	0.72	0	0.72	2023	NA	NA	NA	NA
24444	The Pacific Owners Association	San Francisco	San Francisco	NA	Low	0.72	0	0.72	2023	NA	NA	NA	NA
25040	384 Foster City Blvd Partners	Foster City	San Mateo	NA	Low	0.72	0	0.72	2023	NA	NA	NA	NA
107480	Stop & Save Market	Castro Valley	Alameda	NA	Low	0.72	0.02	0.72	2022	NA	NA	NA	NA
110716	Bonfare Market #36	Vallejo	Solano	NA	Low	0.72	0.02	0.72	2022	NA	NA	NA	NA
14883	County of San Mateo	San Mateo	San Mateo	NA	Low	0.71	0	0.71	2023	NA	NA	NA	NA
15409	Mattson Technology Inc	Fremont	Alameda	NA	Low	0.71	0	0.71	2023	2004	2.2	0	NA
16670	War Memorial Performing Arts Center	San Francisco	San Francisco	NA	Low	0.71	0.01	0.71	2021	NA	NA	NA	NA
18875	Bay Street Apartments by Windsor	Emeryville	Alameda	NA	Low	0.71	0	0.71	2022	2005	1.4	NA	NA
18935	Verizon Wireless (Capitol Monterey)	San Jose	Santa Clara	NA	Low	0.71	0	0.71	2020	NA	NA	NA	NA
21425	Verizon Wireless (Hwy 9 & Pierce)	Saratoga	Santa Clara	NA	Low	0.71	0	0.71	2023	NA	NA	NA	NA
21708	Clorox Services Company	Pleasanton	Alameda	NA	Low	0.71	0	0.71	2022	2013	1.7	NA	NA
24076	KBS II Corporate Technology Centre LLC	San Jose	Santa Clara	NA	Low	0.71	0	0.71	2019	NA	NA	NA	NA
200814	City of Fairfield	Fairfield	Solano	NA	Low	0.71	0	0.71	2023	NA	NA	NA	NA
202379	Sonoma County Fire District	Calistoga	Sonoma	NA	Low	0.71	0	0.71	2022	NA	NA	NA	NA
112507	Castro Gas & Food Mart	San Francisco	San Francisco	NA	Low	0.71	0.01	0.71	2022	NA	NA	NA	NA
13202	Lowe's HTW Inc /Corporate Payables	San Bruno	San Mateo	NA	Low	0.7	0	0.7	2023	NA	NA	NA	NA
14134	Contra Costa County	Byron	Contra Costa	NA	Low	0.7	0	0.7	2023	NA	NA	NA	NA
15883	Bayanihan House	San Francisco	San Francisco	NA	Low	0.7	0	0.7	2023	NA	NA	NA	NA
17094	Verizon Wireless (Infinian Sears Point)	Sonoma	Sonoma	NA	Low	0.7	0	0.7	2022	NA	NA	NA	NA
20807	Cypress Walk Corporation	Pacifica	San Mateo	NA	Low	0.7	0	0.7	2022	NA	NA	NA	NA
22685	Agro Merchants Oakland LLC	Oakland	Alameda	NA	Low	0.7	0	0.7	2021	NA	NA	NA	NA
23477	601 Marshall Street Owner LLC	Redwood City	San Mateo	NA	Low	0.7	0	0.7	2023	NA	NA	NA	NA
201830	Cherry Creek Pump Station	Hillsborough	San Mateo	NA	Low	0.7	0	0.7	2023	NA	NA	NA	NA
12753	Pentagon Technologies Inc	Hayward	Alameda	NA	Low	0.69	0.01	0.69	2022	NA	NA	NA	NA
14930	City of Palo Alto	Palo Alto	Santa Clara	NA	Low	0.69	0	0.69	2023	NA	NA	NA	NA
15255	City of Santa Clara - Fire Station #2	Santa Clara	Santa Clara	NA	Low	0.69	0	0.69	2023	NA	NA	NA	NA
16345	Vi at Palo Alto	Palo Alto	Santa Clara	NA	Low	0.69	0	0.69	2021	NA	NA	NA	NA
17792	Sheriff's Dept	San Francisco	San Francisco	NA	Low	0.69	0	0.69	2022	NA	NA	NA	NA
17953	City of Hayward Public Works Utilities	Hayward	Alameda	NA	Low	0.69	0	0.69	2023	NA	NA	NA	NA
18568	Verizon Wireless (Cotati Grade)	Cotati	Sonoma	NA	Low	0.69	0	0.69	2020	NA	NA	NA	NA
18636	California Water Service Company	Livermore	Alameda	NA	Low	0.69	0	0.69	2023	NA	NA	NA	NA
18942	Verizon Wireless (HWY 680-101)	San Jose	Santa Clara	NA	Low	0.69	0	0.69	2021	NA	NA	NA	NA
19393	Zouves Fertility Center a California Medical Corp	Foster City	San Mateo	NA	Low	0.69	0	0.69	2023	NA	NA	NA	NA
19566	Verizon Wireless (Hwy 101 & Levesley)	Gilroy	Santa Clara	NA	Low	0.69	0	0.69	2022	NA	NA	NA	NA
20465	Verizon Wireless (Coombsville)	Napa	Napa	NA	Low	0.69	0	0.69	2023	NA	NA	NA	NA
20632	Verizon Wireless (Hwy 680 and Mission)	Fremont	Alameda	NA	Low	0.69	0	0.69	2021	NA	NA	NA	NA
21079	Academy of Art University	San Francisco	San Francisco	NA	Low	0.69	0	0.69	2022	NA	NA	NA	NA
23419	City of Foster City	Foster City	San Mateo	NA	Low	0.69	0	0.69	2023	NA	NA	NA	NA
200871	Town of Discovery Bay	Discovery Bay	Contra Costa	NA	Low	0.69	0	0.69	2023	NA	NA	NA	NA
201400	USDA-APHIS/PPQ/VS OFFICE BUILDING	South San Francisco	San Mateo	NA	Low	0.69	0	0.69	2023	NA	NA	NA	NA
14194	State of California Department of Transportation ⁽¹⁾	San Francisco	San Francisco	NA	Low	0.68	0	0.68	2022	2002	10	0.01	NA
14873	County of San Mateo	San Mateo	San Mateo	NA	Low	0.68	0	0.68	2022	NA	NA	NA	NA
15737	Waterman WTP (City of Fairfield)	Fairfield	Solano	NA	Low	0.68	0	0.68	2022	NA	NA	NA	NA
17750	Golden Gate Endoscopy Center	San Francisco	San Francisco	NA	Low	0.68	0	0.68	2023	NA	NA	NA	NA
18630	ASML US Inc	Santa Clara	Santa Clara	NA	Low	0.68	0	0.68	2016	NA	NA	NA	NA
19197	iGATE Global Solutions Ltd	Fremont	Alameda	NA	Low	0.68	0	0.68	2014	NA	NA	NA	NA
19614	Trinity Properties	San Francisco	San Francisco	NA	Low	0.68	0	0.68	2022	NA	NA	NA	NA
21598	City of Fairfield	Fairfield	Solano	NA	Low	0.68	0	0.68	2023	NA	NA	NA	NA
200452	BMR Bayshore Boulevard	Brisbane	San Mateo	NA	Low	0.68	0	0.68	2023	NA	NA	NA	NA
201878	MLK & 16th Apartments	Oakland	Alameda	NA	Low	0.68	0	0.68	2022	NA	NA	NA	NA
202587	J Ranch	Petaluma	Sonoma	NA	Low	0.68	0	0.68	2022	NA	NA	NA	NA
15031	Robert F Peckham Federal Building	San Jose	Santa Clara	NA	Low	0.67	0	0.67	2023	NA	NA	NA	NA

Facility Number	Facility Name ⁽¹⁾ (1)See pp. 18-21 of the TAC Control Program Annual Report for important context regarding this data.	City	County	Rule 11-18 Ranking	AB2588 Priority Ranking	Cancer PS	Chronic PS	PS	PS Year	HRA Year	Cancer Risk (chances in a million)	Chronic Hazard Index	Acute Hazard Index
17572	Westin San Francisco Airport	Millbrae	San Mateo	NA	Low	0.67	0.01	0.67	2022	NA	NA	NA	NA
19136	Kaiser Permanente	Fairfield	Solano	NA	Low	0.67	0	0.67	2023	NA	NA	NA	NA
20493	Cloudera Inc.	Palo Alto	Santa Clara	NA	Low	0.67	0	0.67	2023	NA	NA	NA	NA
22681	Kilroy Realty Corporation	San Francisco	San Francisco	NA	Low	0.67	0	0.67	2023	NA	NA	NA	NA
22776	Bond Manufacturing	Antioch	Contra Costa	NA	Low	0.67	0	0.67	2019	NA	NA	NA	NA
23351	New Cingular Wireless LLC dba AT&T Mobility	Mountain View	Santa Clara	NA	Low	0.67	0	0.67	2023	NA	NA	NA	NA
23970	Google Inc	San Bruno	San Mateo	NA	Low	0.67	0	0.67	2022	NA	NA	NA	NA
201624	Old Warm Springs	Fremont	Alameda	NA	Low	0.67	0	0.67	2023	NA	NA	NA	NA
112530	Chevron	Mountain View	Santa Clara	NA	Low	0.67	0.01	0.67	2022	NA	NA	NA	NA
10327	Sutter Bay Hospitals dba Mills-Peninsula Health	San Mateo	San Mateo	NA	Low	0.66	0.01	0.66	2023	2010	0.3	0	NA
14951	Livermore Municipal Water - Altamont Pump Station	Livermore	Alameda	NA	Low	0.66	0	0.66	2022	NA	NA	NA	NA
16418	Verizon Wireless (NW Concord)	Martinez	Contra Costa	NA	Low	0.66	0.02	0.66	2023	NA	NA	NA	NA
17322	City of Santa Clara - EOC/Range	Santa Clara	Santa Clara	NA	Low	0.66	0	0.66	2023	NA	NA	NA	NA
18809	Verizon Wireless (Glen Ellen)	Glen Ellen	Sonoma	NA	Low	0.66	0	0.66	2023	NA	NA	NA	NA
19533	Verizon Wireless (Windsor West)	Windsor	Sonoma	NA	Low	0.66	0	0.66	2022	NA	NA	NA	NA
22188	Lesley Foundation dba Lesley Senior Communities	San Mateo	San Mateo	NA	Low	0.66	0	0.66	2022	NA	NA	NA	NA
22793	RAPT Therapeutics Inc	South San Francisco	San Mateo	NA	Low	0.66	0	0.66	2019	NA	NA	NA	NA
23042	Allied Clean Fuels Facility	Napa	Napa	NA	Low	0.66	0.01	0.66	2022	NA	NA	NA	NA
23944	The Olive Oil Factory	Fairfield	Solano	NA	Low	0.66	0	0.66	2022	NA	NA	NA	NA
13525	Pacific Bell	San Geronimo	Marin	NA	Low	0.65	0	0.65	2022	NA	NA	NA	NA
14036	Silicon Valley Clean Water Redwood City Pump Station	Redwood City	San Mateo	NA	Low	0.65	0	0.65	2023	NA	NA	NA	NA
18959	Verizon Wireless (Bolinas)	Bolinas	Marin	NA	Low	0.65	0	0.65	2022	2008	9.9	0.01	NA
19204	Wyant & Smith Crematory	Sunnyvale	Santa Clara	NA	Low	0.65	0.08	0.65	2022	NA	NA	NA	NA
19428	Renault & Handley c/o Middlefield Road JV Inv Co	Mountain View	Santa Clara	NA	Low	0.65	0	0.65	2023	NA	NA	NA	NA
20076	SilverLake	Mento Park	San Mateo	NA	Low	0.65	0	0.65	2023	NA	NA	NA	NA
20350	Underground Service Alert	Concord	Contra Costa	NA	Low	0.65	0	0.65	2022	NA	NA	NA	NA
20694	Airport Health Club	Santa Rosa	Sonoma	NA	Low	0.65	0.02	0.65	2023	NA	NA	NA	NA
21410	San Francisco Bar Pilots	San Francisco	San Francisco	NA	Low	0.65	0	0.65	2023	NA	NA	NA	NA
23221	Revolution Medicines Inc	Redwood City	San Mateo	NA	Low	0.65	0	0.65	2023	NA	NA	NA	NA
23875	Maverick Therapeutics	Brisbane	San Mateo	NA	Low	0.65	0	0.65	2020	NA	NA	NA	NA
24333	CP VI Franklin LLC	Oakland	Alameda	NA	Low	0.65	0	0.65	2023	NA	NA	NA	NA
202413	City Hall	American Canyon	Napa	NA	Low	0.65	0	0.65	2023	NA	NA	NA	NA
13639	Montara Water and Sanitary District	Half Moon Bay	San Mateo	NA	Low	0.64	0	0.64	2023	NA	NA	NA	NA
14041	Contra Costa Water District	Clayton	Contra Costa	NA	Low	0.64	0	0.64	2023	NA	NA	NA	NA
15957	Comcast Cable Corporation	Santa Rosa	Sonoma	NA	Low	0.64	0	0.64	2023	NA	NA	NA	NA
16157	Sunrise Villa San Jose	San Jose	Santa Clara	NA	Low	0.64	0	0.64	2022	NA	NA	NA	NA
16517	Verizon Wireless Camden & Union	San Jose	Santa Clara	NA	Low	0.64	0	0.64	2023	NA	NA	NA	NA
18279	The Salvation Army	San Francisco	San Francisco	NA	Low	0.64	0	0.64	2023	NA	NA	NA	NA
19700	Verizon Wireless (Keller Ave)	Oakland	Alameda	NA	Low	0.64	0	0.64	2020	NA	NA	NA	NA
20524	Lesley Foundation dba Lesley Senior Communities	Belmont	San Mateo	NA	Low	0.64	0	0.64	2023	NA	NA	NA	NA
20589	Howard Street Assoc LLC c/o Hudson Pacific Prop	San Francisco	San Francisco	NA	Low	0.64	0	0.64	2023	NA	NA	NA	NA
21549	Kilroy Realty LP	San Francisco	San Francisco	NA	Low	0.64	0	0.64	2023	NA	NA	NA	NA
200586	Molecular Devices LLC	San Jose	Santa Clara	NA	Low	0.64	0	0.64	2023	NA	NA	NA	NA
4173	Recology San Francisco	San Francisco	San Francisco	NA	Low	0.63	0	0.63	2023	NA	NA	NA	NA
11193	Gyrus ACMI Inc	San Jose	Santa Clara	NA	Low	0.63	0	0.63	2020	NA	NA	NA	NA
13811	Sanitary District #5 of Marin County	Tiburon	Marin	NA	Low	0.63	0	0.63	2023	NA	NA	NA	NA
15869	Sutter Valley Medical Foundation	Fairfield	Solano	NA	Low	0.63	0	0.63	2023	NA	NA	NA	NA
19505	Millworks Novato	Novato	Marin	NA	Low	0.63	0	0.63	2022	NA	NA	NA	NA
19609	Verizon Wireless (Reid Hill/Airport)	San Jose	Santa Clara	NA	Low	0.63	0	0.63	2022	NA	NA	NA	NA
19672	AEI Consultants	Lafayette	Contra Costa	NA	Low	0.63	0.01	0.63	2022	NA	NA	NA	NA
19740	Verizon Wireless (West Jackson)	Hayward	Alameda	NA	Low	0.63	0	0.63	2022	NA	NA	NA	NA
20500	New Cingular Wireless PCS LLC dba AT&T Mobility	Fairfield	Solano	NA	Low	0.63	0	0.63	2023	NA	NA	NA	NA
20591	Oakland Fire Station 18	Oakland	Alameda	NA	Low	0.63	0	0.63	2022	NA	NA	NA	NA
22239	G&K Management	San Jose	Santa Clara	NA	Low	0.63	0	0.63	2023	NA	NA	NA	NA
22711	Verizon Wireless - Hwy 80 Travis	Fairfield	Solano	NA	Low	0.63	0	0.63	2022	NA	NA	NA	NA
22752	City of Richmond Water Pollution Control	Richmond	Contra Costa	NA	Low	0.63	0	0.63	2022	NA	NA	NA	NA
23663	Living Spaces	Fremont	Alameda	NA	Low	0.63	0	0.63	2021	NA	NA	NA	NA
23910	Robert Bosch LLC	Sunnyvale	Santa Clara	NA	Low	0.63	0	0.63	2022	NA	NA	NA	NA
24637	The Sobrato Organization	San Jose	Santa Clara	NA	Low	0.63	0	0.63	2023	NA	NA	NA	NA

Facility Number	Facility Name ⁽¹⁾ (1)See pp. 18-21 of the TAC Control Program Annual Report for important context regarding this data.	City	County	Rule 11-18 Ranking	AB2588 Priority Ranking	Cancer PS	Chronic PS	PS	PS Year	HRA Year	Cancer Risk (chances in a million)	Chronic Hazard Index	Acute Hazard Index
4784	Ghirardelli Chocolate Co	San Leandro	Alameda	NA	Low	0.62	0.01	0.62	2022	NA	NA	NA	NA
7441	Flex	Milpitas	Santa Clara	NA	Low	0.62	0.01	0.62	2022	NA	NA	NA	NA
11948	Parmatech Corporation	Petaluma	Sonoma	NA	Low	0.62	0	0.62	2022	NA	NA	NA	NA
13554	Pacific Bell ⁽¹⁾	Union City	Alameda	NA	Low	0.62	0	0.62	2023	2002	10	NA	NA
13763	Novato Community Hospital	Novato	Marin	NA	Low	0.62	0	0.62	2022	NA	NA	NA	NA
15237	SBC	Tiburon	Marin	NA	Low	0.62	0	0.62	2022	NA	NA	NA	NA
16246	Macys Inc (Coddington)	Santa Rosa	Sonoma	NA	Low	0.62	0	0.62	2016	NA	NA	NA	NA
16361	Verizon Wireless (Hwy 780 Columbus)	Vallejo	Solano	NA	Low	0.62	0	0.62	2022	NA	NA	NA	NA
17247	City of Santa Clara - Lakeside Storm	Santa Clara	Santa Clara	NA	Low	0.62	0	0.62	2023	NA	NA	NA	NA
18180	Verizon Wireless Hwy 101/25	Gilroy	Santa Clara	NA	Low	0.62	0	0.62	2022	NA	NA	NA	NA
18517	Verizon Wireless (St Helena)	Calistoga	Napa	NA	Low	0.62	0	0.62	2023	2007	1.2	0	NA
19242	Verizon Wireless (Infinian Sears Point)	Sonoma	Sonoma	NA	Low	0.62	0	0.62	2022	NA	NA	NA	NA
20348	Verizon Wireless (TENNETT AVE)	Pinole	Contra Costa	NA	Low	0.62	0	0.62	2022	NA	NA	NA	NA
20516	City of Hayward	Hayward	Alameda	NA	Low	0.62	0	0.62	2019	NA	NA	NA	NA
21223	Santa Clara Valley Water District	Los Gatos	Santa Clara	NA	Low	0.62	0	0.62	2023	NA	NA	NA	NA
21308	West Bay Sanitary District	Menlo Park	San Mateo	NA	Low	0.62	0	0.62	2023	NA	NA	NA	NA
22896	Webster Outpatient Surgery Center	San Ramon	Contra Costa	NA	Low	0.62	0	0.62	2022	NA	NA	NA	NA
22998	Huneus Vintners LLC	Saint Helena	Napa	NA	Low	0.62	0	0.62	2023	NA	NA	NA	NA
23228	Living Spaces Furniture	San Leandro	Alameda	NA	Low	0.62	0	0.62	2023	NA	NA	NA	NA
112428	Sunset Shell	Suisun City	Solano	NA	Low	0.62	0.01	0.62	2022	NA	NA	NA	NA
246	HP Inc	Palo Alto	Santa Clara	NA	Low	0.61	0	0.61	2023	NA	NA	NA	NA
13015	Omni San Francisco Hotel	San Francisco	San Francisco	NA	Low	0.61	0	0.61	2022	NA	NA	NA	NA
14012	Napa County Public Works	Yountville	Napa	NA	Low	0.61	0	0.61	2022	NA	NA	NA	NA
14577	City of El Cerrito Fire Department	El Cerrito	Contra Costa	NA	Low	0.61	0	0.61	2022	NA	NA	NA	NA
16736	Verizon Wireless (McLaughlin Bacchus)	San Jose	Santa Clara	NA	Low	0.61	0	0.61	2021	NA	NA	NA	NA
16977	Verizon Wireless	Oakley	Contra Costa	NA	Low	0.61	0	0.61	2022	NA	NA	NA	NA
19374	St Anthony's Dining Room	Menlo Park	San Mateo	NA	Low	0.61	0	0.61	2022	NA	NA	NA	NA
19392	Golden Gate University	San Francisco	San Francisco	NA	Low	0.61	0	0.61	2023	NA	NA	NA	NA
20568	California American Water	Santa Rosa	Sonoma	NA	Low	0.61	0	0.61	2023	NA	NA	NA	NA
20581	Walmart #5434	San Leandro	Alameda	NA	Low	0.61	0	0.61	2023	NA	NA	NA	NA
20973	Verizon Wireless (HWY 101/TODD RD)	Santa Rosa	Sonoma	NA	Low	0.61	0	0.61	2021	NA	NA	NA	NA
23276	San Leandro Tech Campus	San Leandro	Alameda	NA	Low	0.61	0	0.61	2021	2017	1.9	0	NA
23329	Hewlett Packard Enterprise Company	San Jose	Santa Clara	NA	Low	0.61	0	0.61	2023	NA	NA	NA	NA
23953	Advanced Micro Devices	Santa Clara	Santa Clara	NA	Low	0.61	0	0.61	2022	NA	NA	NA	NA
24150	SonicWall Inc	Milpitas	Santa Clara	NA	Low	0.61	0	0.61	2023	NA	NA	NA	NA
25245	Procept Biorobotics	San Jose	Santa Clara	NA	Low	0.61	0.01	0.61	2022	NA	NA	NA	NA
200643	Napa Ambulatory Surgery Center	Napa	Napa	NA	Low	0.61	0	0.61	2022	NA	NA	NA	NA
3178	Cirex International Incorporated	Santa Clara	Santa Clara	NA	Low	0.6	0.57	0.6	2022	NA	NA	NA	NA
8148	635 Mariners Island Blvd - Mariners #2	San Mateo	San Mateo	NA	Low	0.6	0.13	0.6	2023	NA	NA	NA	NA
17640	San Mateo Credit Union	Redwood City	San Mateo	NA	Low	0.6	0	0.6	2023	NA	NA	NA	NA
21156	Menlo Park Protection District	East Palo Alto	San Mateo	NA	Low	0.6	0	0.6	2023	NA	NA	NA	NA
21717	Sacred Heart Cathedral Preparatory	San Francisco	San Francisco	NA	Low	0.6	0	0.6	2023	NA	NA	NA	NA
22881	Tesla Inc	Fremont	Alameda	NA	Low	0.6	0.39	0.6	2022	NA	NA	NA	NA
23712	Canyon Corporate Park	San Ramon	Contra Costa	NA	Low	0.6	0	0.6	2020	NA	NA	NA	NA
100944	H&S Energy Products LLC #3042 - Chevron	Fairfield	Solano	NA	Low	0.6	0	0.6	2023	NA	NA	NA	NA
201808	Ology Bioservices Inc.	Alameda	Alameda	NA	Low	0.6	0	0.6	2023	NA	NA	NA	NA
112010	Montclair Gas and Auto Care LLC	Oakland	Alameda	NA	Low	0.6	0.01	0.6	2022	NA	NA	NA	NA
13739	East Bay Municipal Utility Dist PSQ	Berkeley	Alameda	NA	Low	0.59	0	0.59	2023	NA	NA	NA	NA
16543	Peninsula Property JV LLC	Burlingame	San Mateo	NA	Low	0.59	0	0.59	2023	NA	NA	NA	NA
20910	Contra Costa County	San Pablo	Contra Costa	NA	Low	0.59	0	0.59	2022	NA	NA	NA	NA
21601	San Francisco Marriott Fisherman's Wharf	San Francisco	San Francisco	NA	Low	0.59	0	0.59	2023	NA	NA	NA	NA
22013	Verizon Wireless (Los Altos Hills)	Los Altos Hills	Santa Clara	NA	Low	0.59	0	0.59	2022	NA	NA	NA	NA
23072	Sequoia Realty Services	San Carlos	San Mateo	NA	Low	0.59	0	0.59	2020	NA	NA	NA	NA
23363	View Inc	Milpitas	Santa Clara	NA	Low	0.59	0	0.59	2023	NA	NA	NA	NA
23858	RAR2-Stadium Tech Center 123 LLC	Santa Clara	Santa Clara	NA	Low	0.59	0	0.59	2023	NA	NA	NA	NA
24324	Verb Surgical Inc	Santa Clara	Santa Clara	NA	Low	0.59	0	0.59	2023	2015	1.9	0	NA
24921	BMR-Bridgeview LP	Hayward	Alameda	NA	Low	0.59	0	0.59	2021	NA	NA	NA	NA
202168	The Wine Group LLC dba Benziger Winery Family	Glen Ellen	Sonoma	NA	Low	0.59	0	0.59	2023	NA	NA	NA	NA
14888	Contra Costa Water District	Concord	Contra Costa	NA	Low	0.58	0	0.58	2022	NA	NA	NA	NA
15763	The National Hispanic University	San Jose	Santa Clara	NA	Low	0.58	0	0.58	2022	NA	NA	NA	NA
16636	City of Santa Clara Fire Station #6	Santa Clara	Santa Clara	NA	Low	0.58	0	0.58	2022	NA	NA	NA	NA
17498	City of Redwood City	Redwood City	San Mateo	NA	Low	0.58	0	0.58	2023	NA	NA	NA	NA
18818	Beringer Vineyards	Saint Helena	Napa	NA	Low	0.58	0	0.58	2023	NA	NA	NA	NA
19520	San Francisco Public Utilities Commission	San Francisco	San Francisco	NA	Low	0.58	0	0.58	2022	NA	NA	NA	NA

Facility Number	Facility Name ⁽¹⁾ (1)See pp. 18-21 of the TAC Control Program Annual Report for important context regarding this data.	City	County	Rule 11-18 Ranking	AB2588 Priority Ranking	Cancer PS	Chronic PS	PS	PS Year	HRA Year	Cancer Risk (chances in a million)	Chronic Hazard Index	Acute Hazard Index
20041	City of Santa Rosa	Santa Rosa	Sonoma	NA	Low	0.58	0	0.58	2023	NA	NA	NA	NA
22218	BBT LLC & Socks LLC	Petaluma	Sonoma	NA	Low	0.58	0	0.58	2021	NA	NA	NA	NA
22515	Lowenberg Corporation	Petaluma	Sonoma	NA	Low	0.58	0	0.58	2020	NA	NA	NA	NA
23798	Bethany Center Senior Housing	San Francisco	San Francisco	NA	Low	0.58	0.01	0.58	2023	NA	NA	NA	NA
24056	One Powell Street Owners Association	San Francisco	San Francisco	NA	Low	0.58	0	0.58	2022	NA	NA	NA	NA
202205	Raytheon Technologies - AST	San Jose	Santa Clara	NA	Low	0.58	0	0.58	2022	NA	NA	NA	NA
11331	Honeywell	Sunnyvale	Santa Clara	NA	Low	0.57	0	0.57	2023	NA	NA	NA	NA
13201	San Jose Municipal Water	San Jose	Santa Clara	NA	Low	0.57	0	0.57	2023	NA	NA	NA	NA
13567	Verizon Wireless Santa Clara Switch	Santa Clara	Santa Clara	NA	Low	0.57	0	0.57	2023	NA	NA	NA	NA
13727	East Bay Municipal Utility Dist PSB	Alameda	Alameda	NA	Low	0.57	0	0.57	2022	NA	NA	NA	NA
14449	County of Santa Clara	San Jose	Santa Clara	NA	Low	0.57	0	0.57	2022	NA	NA	NA	NA
14706	Verizon Business - OKLPCA	Oakland	Alameda	NA	Low	0.57	0	0.57	2022	NA	NA	NA	NA
15006	Verizon Wireless Brentwood	Brentwood	Contra Costa	NA	Low	0.57	0	0.57	2022	NA	NA	NA	NA
15279	Contra Costa County	Martinez	Contra Costa	NA	Low	0.57	0	0.57	2023	NA	NA	NA	NA
15491	Finisar Corporation	Fremont	Alameda	NA	Low	0.57	0.15	0.57	2022	NA	NA	NA	NA
16435	City of Rohnert Park	Rohnert Park	Sonoma	NA	Low	0.57	0	0.57	2022	NA	NA	NA	NA
16465	US TelePacific Communications	San Jose	Santa Clara	NA	Low	0.57	0	0.57	2022	NA	NA	NA	NA
16812	City of San Jose Municipal Water	San Jose	Santa Clara	NA	Low	0.57	0	0.57	2022	NA	NA	NA	NA
17905	City of San Rafael Dept of Public Works	San Rafael	Marin	NA	Low	0.57	0	0.57	2022	NA	NA	NA	NA
18616	Verizon Wireless (Morgan Hill East)	Morgan Hill	Santa Clara	NA	Low	0.57	0	0.57	2022	NA	NA	NA	NA
19311	Verizon Wireless (Bennett Valley)	Santa Rosa	Sonoma	NA	Low	0.57	0	0.57	2023	NA	NA	NA	NA
19864	Verizon Wireless Central Newark	Newark	Alameda	NA	Low	0.57	0	0.57	2023	NA	NA	NA	NA
20450	Bellarmino College Preparatory	San Jose	Santa Clara	NA	Low	0.57	0.02	0.57	2021	NA	NA	NA	NA
21572	San Francisco Health Care	San Francisco	San Francisco	NA	Low	0.57	0	0.57	2023	NA	NA	NA	NA
21726	City & County of San Francisco Police Dept	San Francisco	San Francisco	NA	Low	0.57	0	0.57	2023	NA	NA	NA	NA
22028	AvalonBay Communities Inc	San Francisco	San Francisco	NA	Low	0.57	0	0.57	2018	NA	NA	NA	NA
22216	Orchard Supply Company LLC - Site #430	Foster City	San Mateo	NA	Low	0.57	0	0.57	2019	NA	NA	NA	NA
23673	Kaiser Permanente	Dublin	Alameda	NA	Low	0.57	0	0.57	2022	NA	NA	NA	NA
24310	Google LLC	Redwood City	San Mateo	NA	Low	0.57	0	0.57	2023	NA	NA	NA	NA
200417	New Cingular Wireless PCS LLC dba AT&T Mobility	Brentwood	Contra Costa	NA	Low	0.57	0	0.57	2023	NA	NA	NA	NA
201664	41st Avenue Lift Station Emergency Standby Generator	San Mateo	San Mateo	NA	Low	0.57	0	0.57	2022	NA	NA	NA	NA
201801	KSAN Radio	Brisbane	San Mateo	NA	Low	0.57	0	0.57	2023	NA	NA	NA	NA
201815	Coyote Point Park	San Mateo	San Mateo	NA	Low	0.57	0	0.57	2023	NA	NA	NA	NA
12481	Federal Aviation Administration	Inverness	Marin	NA	Low	0.56	0	0.56	2022	NA	NA	NA	NA
13067	Durect Corporation	Cupertino	Santa Clara	NA	Low	0.56	0	0.56	2023	NA	NA	NA	NA
13773	City of San Pablo Police Dept	San Pablo	Contra Costa	NA	Low	0.56	0	0.56	2023	NA	NA	NA	NA
14112	City of San Leandro Water Pollution Control Plant	San Leandro	Alameda	NA	Low	0.56	0	0.56	2022	NA	NA	NA	NA
14643	Gilroy Gardens Inc	Gilroy	Santa Clara	NA	Low	0.56	0	0.56	2023	NA	NA	NA	NA
15179	Contra Costa County Fire Protection District	Antioch	Contra Costa	NA	Low	0.56	0	0.56	2023	NA	NA	NA	NA
16533	Children's Discovery Museum	San Jose	Santa Clara	NA	Low	0.56	0	0.56	2023	NA	NA	NA	NA
18483	San Jose Fire Dept Station #35	San Jose	Santa Clara	NA	Low	0.56	0	0.56	2022	NA	NA	NA	NA
18559	Verizon Wireless (Norris Canyon)	San Ramon	Contra Costa	NA	Low	0.56	0	0.56	2023	NA	NA	NA	NA
19587	Villa Fairmont	San Leandro	Alameda	NA	Low	0.56	0	0.56	2019	NA	NA	NA	NA
21392	888 Brannan LP	San Francisco	San Francisco	NA	Low	0.56	0	0.56	2023	NA	NA	NA	NA
21509	KRCB-TV/KRCB-FM	Rohnert Park	Sonoma	NA	Low	0.56	0	0.56	2021	NA	NA	NA	NA
22225	Orchard Supply Company LLC - Site #170	San Jose	Santa Clara	NA	Low	0.56	0	0.56	2019	NA	NA	NA	NA
23596	New Cingular Wireless dba AT&T Mobility	San Lorenzo	Alameda	NA	Low	0.56	0	0.56	2023	NA	NA	NA	NA
23847	Samsung Research America	Mountain View	Santa Clara	NA	Low	0.56	0	0.56	2023	NA	NA	NA	NA
23917	Maxlinear Inc	San Jose	Santa Clara	NA	Low	0.56	0	0.56	2022	NA	NA	NA	NA
107833	Ohlone College	Fremont	Alameda	NA	Low	0.56	0.01	0.56	2023	NA	NA	NA	NA
201575	TPWC Inc. dba The Prisoner Wine Company	Saint Helena	Napa	NA	Low	0.56	0	0.56	2022	NA	NA	NA	NA
202040	Sonoma Veteran's Memorial Building	Sonoma	Sonoma	NA	Low	0.56	0	0.56	2023	NA	NA	NA	NA
14034	Concord Pavilion	Concord	Contra Costa	NA	Low	0.55	0	0.55	2023	NA	NA	NA	NA
15289	Valley Oil Company	Mountain View	Santa Clara	NA	Low	0.55	0.01	0.55	2023	NA	NA	NA	NA
16525	Verizon Wireless (HWY 680-Cordelia)	Suisun City	Solano	NA	Low	0.55	0	0.55	2022	NA	NA	NA	NA
16607	Costco Wholesale and Gasoline #823	Hayward	Alameda	NA	Low	0.55	0	0.55	2023	NA	NA	NA	NA
19088	Avalon Bay	Union City	Alameda	NA	Low	0.55	0	0.55	2023	2008	3.1	0	NA
22390	6001 Shellmound LLC	Emeryville	Alameda	NA	Low	0.55	0	0.55	2023	NA	NA	NA	NA
22825	Nest	Palo Alto	Santa Clara	NA	Low	0.55	0.01	0.55	2023	NA	NA	NA	NA

Facility Number	Facility Name ⁽¹⁾ (1)See pp. 18-21 of the TAC Control Program Annual Report for important context regarding this data.	City	County	Rule 11-18 Ranking	AB2588 Priority Ranking	Cancer PS	Chronic PS	PS	PS Year	HRA Year	Cancer Risk (chances in a million)	Chronic Hazard Index	Acute Hazard Index
200410	New Cingular Wireless PCS LLC dba AT&T Mobility	Daly City	San Mateo	NA	Low	0.55	0	0.55	2023	NA	NA	NA	NA
202027	Valley of the Moon Water District - Hanna Booster Station	Sonoma	Sonoma	NA	Low	0.55	0	0.55	2023	NA	NA	NA	NA
100821	DeAnza College	Cupertino	Santa Clara	NA	Low	0.55	0.01	0.55	2022	NA	NA	NA	NA
111856	Bureau of Reclamation	Byron	Contra Costa	NA	Low	0.55	0.01	0.55	2022	NA	NA	NA	NA
112091	Vallejo Rent-All Center	Vallejo	Solano	NA	Low	0.55	0.01	0.55	2022	NA	NA	NA	NA
112467	Piedmont Shell #135765	Piedmont	Alameda	NA	Low	0.55	0.01	0.55	2022	NA	NA	NA	NA
200050	Beshoff Motor Cars	San Jose	Santa Clara	NA	Low	0.55	0.01	0.55	2022	NA	NA	NA	NA
200057	Angel Island State Park	Tiburon	Marin	NA	Low	0.55	0.01	0.55	2022	NA	NA	NA	NA
1567	Sonoma County Water Agency	Santa Rosa	Sonoma	NA	Low	0.54	0.12	0.54	2022	NA	NA	NA	NA
6330	Kellog Creek Agregates Inc	Byron	Contra Costa	NA	Low	0.54	0.05	0.54	2023	NA	NA	NA	NA
9536	Truck-Rail Handling Inc	Fremont	Alameda	NA	Low	0.54	0.02	0.54	2023	2022	9.7	0.04	0.13
13796	Mid Peninsula Water District	San Carlos	San Mateo	NA	Low	0.54	0	0.54	2023	NA	NA	NA	NA
15455	Marin Municipal Water District	Novato	Marin	NA	Low	0.54	0	0.54	2022	2003	4.9	NA	NA
17375	Verizon Wireless (Neils Island)	Novato	Marin	NA	Low	0.54	0	0.54	2023	NA	NA	NA	NA
18918	City of San Jose Municipal Water	San Jose	Santa Clara	NA	Low	0.54	0	0.54	2023	NA	NA	NA	NA
18958	Verizon Wireless (Geneva Bayshore)	Daly City	San Mateo	NA	Low	0.54	0	0.54	2021	NA	NA	NA	NA
19418	San Jose Dental Surgery Center	San Jose	Santa Clara	NA	Low	0.54	0	0.54	2022	NA	NA	NA	NA
20347	Verizon Wireless (San Lorenzo)	San Lorenzo	Alameda	NA	Low	0.54	0	0.54	2023	NA	NA	NA	NA
22160	Orchard Supply Company LLC - Site #421	Moraga	Contra Costa	NA	Low	0.54	0	0.54	2018	NA	NA	NA	NA
22215	Monroe Forsyth Inc.	Napa	Napa	NA	Low	0.54	0	0.54	2023	NA	NA	NA	NA
22224	Orchard Supply Company LLC - Site #410	San Rafael	Marin	NA	Low	0.54	0	0.54	2019	NA	NA	NA	NA
22465	New Cingular Wireless PCS dba AT&T Mobility	Petaluma	Sonoma	NA	Low	0.54	0	0.54	2022	NA	NA	NA	NA
23158	San Jose Behavioral Health	San Jose	Santa Clara	NA	Low	0.54	0	0.54	2022	NA	NA	NA	NA
23242	Spirent Communications	San Jose	Santa Clara	NA	Low	0.54	0	0.54	2023	NA	NA	NA	NA
23889	WaveDivision Holdings LLC	San Francisco	San Francisco	NA	Low	0.54	0	0.54	2023	2012	4.9	0	NA
25254	BGOGC 150 Industrial Owner LLC	San Carlos	San Mateo	NA	Low	0.54	0	0.54	2022	NA	NA	NA	NA
200502	Fortinet	Union City	Alameda	NA	Low	0.54	0	0.54	2022	2017	0.97	0	NA
8144	Livermore/Amador Valley Transit Authority	Livermore	Alameda	NA	Low	0.53	0	0.53	2023	NA	NA	NA	NA
11978	Napa Valley Petroleum Inc	American Canyon	Napa	NA	Low	0.53	0.01	0.53	2022	NA	NA	NA	NA
13864	City of SSF Water Quality Plant	South San Francisco	San Mateo	NA	Low	0.53	0	0.53	2023	NA	NA	NA	NA
14005	Santa Clara Valley Transportation Authority	San Jose	Santa Clara	NA	Low	0.53	0	0.53	2023	NA	NA	NA	NA
14022	San Ramon Valley Fire District - Station 38	San Ramon	Contra Costa	NA	Low	0.53	0	0.53	2022	NA	NA	NA	NA
15010	Verizon Wireless - (East 14th & 98th)	Oakland	Alameda	NA	Low	0.53	0	0.53	2022	NA	NA	NA	NA
15348	Skyline Colleges	San Bruno	San Mateo	NA	Low	0.53	0.01	0.53	2023	NA	NA	NA	NA
15588	Bi-CMOS Foundry	Santa Clara	Santa Clara	NA	Low	0.53	0.01	0.53	2022	NA	NA	NA	NA
16191	Kaiser Permanente Post Acute Care Center	San Leandro	Alameda	NA	Low	0.53	0	0.53	2022	NA	NA	NA	NA
16773	Verizon Wireless - New Hall	San Jose	Santa Clara	NA	Low	0.53	0	0.53	2022	NA	NA	NA	NA
17537	San Francisco Public Utilities Commission	San Francisco	San Francisco	NA	Low	0.53	0	0.53	2022	NA	NA	NA	NA
19266	Verizon Wireless (Masonic Temple)	Vallejo	Solano	NA	Low	0.53	0	0.53	2022	NA	NA	NA	NA
19269	West Lake Christian Terrace	Oakland	Alameda	NA	Low	0.53	0	0.53	2022	NA	NA	NA	NA
19986	Hotel Isabel	San Francisco	San Francisco	NA	Low	0.53	0	0.53	2023	NA	NA	NA	NA
20239	Contra Costa Fire Prot Dist- St No 84	Pittsburg	Contra Costa	NA	Low	0.53	0	0.53	2022	NA	NA	NA	NA
21579	General Growth Properties	San Francisco	San Francisco	NA	Low	0.53	0	0.53	2023	NA	NA	NA	NA
22570	First Community Housing Inc	San Jose	Santa Clara	NA	Low	0.53	0	0.53	2022	NA	NA	NA	NA
22978	Univision Communications Inc	San Jose	Santa Clara	NA	Low	0.53	0	0.53	2023	NA	NA	NA	NA
24681	Google LLC	San Jose	Santa Clara	NA	Low	0.53	0	0.53	2022	NA	NA	NA	NA
24837	Otsuka America Pharmaceutical Inc	Hayward	Alameda	NA	Low	0.53	0	0.53	2023	NA	NA	NA	NA
10271	Darling Ingredients Inc	San Francisco	San Francisco	NA	Low	0.52	0.03	0.52	2022	NA	NA	NA	NA
14061	Central Contra Costa Sanitary District	Orinda	Contra Costa	NA	Low	0.52	0	0.52	2023	NA	NA	NA	NA
14288	Belmont Village Sunnyvale Tenant LLC	Sunnyvale	Santa Clara	NA	Low	0.52	0	0.52	2022	NA	NA	NA	NA
14320	Solano County Facilities	Vallejo	Solano	NA	Low	0.52	0	0.52	2023	NA	NA	NA	NA
15701	Napa County Airport	Napa	Napa	NA	Low	0.52	0	0.52	2022	NA	NA	NA	NA
16742	Comcast Communications	Concord	Contra Costa	NA	Low	0.52	0	0.52	2023	NA	NA	NA	NA
17093	Verizon Wireless (San Martin)	San Martin	Santa Clara	NA	Low	0.52	0	0.52	2023	NA	NA	NA	NA
17324	City of Santa Clara Fire Station #9 V#0090	Santa Clara	Santa Clara	NA	Low	0.52	0	0.52	2022	NA	NA	NA	NA
17431	Union Pacific Railroad	Oakland	Alameda	NA	Low	0.52	0	0.52	2022	2005	0.3	0	NA
18276	City of Belmont	Belmont	San Mateo	NA	Low	0.52	0	0.52	2023	NA	NA	NA	NA
19619	Verizon Wireless (WIKIUP)	Santa Rosa	Sonoma	NA	Low	0.52	0	0.52	2022	NA	NA	NA	NA
19873	Verizon Wireless (MARINWOOD)	San Rafael	Marin	NA	Low	0.52	0	0.52	2022	NA	NA	NA	NA

Facility Number	Facility Name ⁽¹⁾ (1)See pp. 18-21 of the TAC Control Program Annual Report for important context regarding this data.	City	County	Rule 11-18 Ranking	AB2588 Priority Ranking	Cancer PS	Chronic PS	PS	PS Year	HRA Year	Cancer Risk (chances in a million)	Chronic Hazard Index	Acute Hazard Index
20449	Latham and Watkins LLP	San Francisco	San Francisco	NA	Low	0.52	0	0.52	2023	NA	NA	NA	NA
20642	Verizon Wireless (Port Chicago)	Concord	Contra Costa	NA	Low	0.52	0	0.52	2022	NA	NA	NA	NA
22219	Mercedes Benz of San Francisco	South San Francisco	San Mateo	NA	Low	0.52	0	0.52	2023	NA	NA	NA	NA
22221	Westlake Hardware Inc.	Mountain View	Santa Clara	NA	Low	0.52	0	0.52	2023	NA	NA	NA	NA
22439	City of Burlingame-Mitten Sewer Pump Station	Burlingame	San Mateo	NA	Low	0.52	0	0.52	2022	NA	NA	NA	NA
22734	Tiburon Fire Protection District	Tiburon	Marin	NA	Low	0.52	0	0.52	2023	NA	NA	NA	NA
23441	Stanford Blood Center LLC	Palo Alto	Santa Clara	NA	Low	0.52	0	0.52	2023	NA	NA	NA	NA
23775	Bay Area CoRoasters	Berkeley	Alameda	NA	Low	0.52	0.02	0.52	2022	NA	NA	NA	NA
24593	Krupp Brothers Winery	Napa	Napa	NA	Low	0.52	0.01	0.52	2022	NA	NA	NA	NA
25209	Forty-Five Fremont LLC	San Francisco	San Francisco	NA	Low	0.52	0	0.52	2023	NA	NA	NA	NA
100117	Chevron Station #90972	Berkeley	Alameda	NA	Low	0.52	0	0.52	2023	NA	NA	NA	NA
112607	Double AA El Camino	San Bruno	San Mateo	NA	Low	0.52	0	0.52	2023	NA	NA	NA	NA
12855	Henkel US Operations Corporation	Bay Point	Contra Costa	NA	Low	0.51	0.01	0.51	2022	NA	NA	NA	NA
13933	Alameda County GSA	Castro Valley	Alameda	NA	Low	0.51	0	0.51	2022	NA	NA	NA	NA
14232	Channel Pump Station	San Francisco	San Francisco	NA	Low	0.51	0	0.51	2023	NA	NA	NA	NA
16119	Cream's Dismantling and Scrap Inc	Santa Rosa	Sonoma	NA	Low	0.51	0.01	0.51	2021	NA	NA	NA	NA
16281	Verizon Wireless (Hwy 680 Parish)	Benicia	Solano	NA	Low	0.51	0	0.51	2022	NA	NA	NA	NA
18863	Mason Street Affordable Housing LP	San Francisco	San Francisco	NA	Low	0.51	0	0.51	2023	NA	NA	NA	NA
21580	East Bay Regional Comm Sys Authority	Hayward	Alameda	NA	Low	0.51	0	0.51	2019	NA	NA	NA	NA
22585	Verizon Wireless-Foster City II	Foster City	San Mateo	NA	Low	0.51	0	0.51	2021	NA	NA	NA	NA
23444	Silver Springs Networks Inc	San Jose	Santa Clara	NA	Low	0.51	0	0.51	2023	2016	9.9	0.9	NA
24878	Cepheid	Fremont	Alameda	NA	Low	0.51	0	0.51	2022	NA	NA	NA	NA
200950	Gateway Investments LP	Livermore	Alameda	NA	Low	0.51	0	0.51	2023	NA	NA	NA	NA
201917	City of San Mateo	San Mateo	San Mateo	NA	Low	0.51	0	0.51	2023	NA	NA	NA	NA
13863	City of SSF Water Quality Plant	South San Francisco	San Mateo	NA	Low	0.5	0	0.5	2023	NA	NA	NA	NA
14467	City of Burlingame	Burlingame	San Mateo	NA	Low	0.5	0	0.5	2023	NA	NA	NA	NA
15320	Comcast	Palo Alto	Santa Clara	NA	Low	0.5	0	0.5	2023	NA	NA	NA	NA
16145	200 Brannan Owners Asso	San Francisco	San Francisco	NA	Low	0.5	0	0.5	2023	NA	NA	NA	NA
16256	Macy's (Newpark)	Newark	Alameda	NA	Low	0.5	0	0.5	2020	NA	NA	NA	NA
16363	Verizon Wireless (Crow Canyon East)	Castro Valley	Alameda	NA	Low	0.5	0	0.5	2023	NA	NA	NA	NA
16441	City of Hayward Department of Public Works	Hayward	Alameda	NA	Low	0.5	0	0.5	2023	2005	9.1	0.9	NA
16682	Little Sisters	San Francisco	San Francisco	NA	Low	0.5	0	0.5	2023	NA	NA	NA	NA
18137	Saint Anne Catholic Church	Byron	Contra Costa	NA	Low	0.5	0	0.5	2023	NA	NA	NA	NA
18493	Versailles	San Mateo	San Mateo	NA	Low	0.5	0	0.5	2022	NA	NA	NA	NA
20307	Verizon Wireless (Lonetree Fairview)	Oakley	Contra Costa	NA	Low	0.5	0	0.5	2021	NA	NA	NA	NA
20434	Verizon Wireless (Union City West)	Fremont	Alameda	NA	Low	0.5	0	0.5	2023	NA	NA	NA	NA
20690	San Francisco Public Utilities Commission	San Francisco	San Francisco	NA	Low	0.5	0	0.5	2023	NA	NA	NA	NA
21035	DeSilva Gates Construction LP	Sunol	Alameda	NA	Low	0.5	0.02	0.5	2022	NA	NA	NA	NA
21860	KMV-33 Fairchild	Mountain View	Santa Clara	NA	Low	0.5	0	0.5	2021	NA	NA	NA	NA
22795	Medic Ambulance Service Center	Vallejo	Solano	NA	Low	0.5	0	0.5	2022	NA	NA	NA	NA
22823	Verizon Wireless - San Jose Radisson	San Jose	Santa Clara	NA	Low	0.5	0	0.5	2022	NA	NA	NA	NA
23495	Downtown San Jose - Valley Health Clinic	San Jose	Santa Clara	NA	Low	0.5	0	0.5	2022	NA	NA	NA	NA
24250	CP V Walnut LLC	Fremont	Alameda	NA	Low	0.5	0	0.5	2023	NA	NA	NA	NA
203191	Skywalker Sound	Nicasio	Marin	NA	Low	0.5	0	0.5	2019	NA	NA	NA	NA
111959	Quick Gas Mart	El Sobrante	Contra Costa	NA	Low	0.5	0.01	0.5	2022	NA	NA	NA	NA
10647	California's Great America	Santa Clara	Santa Clara	NA	Low	0.49	0.01	0.49	2022	NA	NA	NA	NA
11783	Zanker Road Material Processing Facility	San Jose	Santa Clara	NA	Low	0.49	0.24	0.49	2023	NA	NA	NA	NA
14139	Contra Costa County	Martinez	Contra Costa	NA	Low	0.49	0	0.49	2023	NA	NA	NA	NA
14586	City of Benicia Corporation Yard	Benicia	Solano	NA	Low	0.49	0	0.49	2023	NA	NA	NA	NA
15703	City of Burlingame	Burlingame	San Mateo	NA	Low	0.49	0	0.49	2023	NA	NA	NA	NA
16643	California Department of Transportation	San Jose	Santa Clara	NA	Low	0.49	0	0.49	2016	NA	NA	NA	NA
18103	Vincent Agbayani c/o SCS Engineers	Daly City	San Mateo	NA	Low	0.49	0.01	0.49	2015	NA	NA	NA	NA
18163	Verizon Wireless (HWY 12/29)	American Canyon	Napa	NA	Low	0.49	0	0.49	2023	NA	NA	NA	NA
19384	City of Novato	Novato	Marin	NA	Low	0.49	0	0.49	2023	NA	NA	NA	NA
20606	Compass Container Group Inc	Oakland	Alameda	NA	Low	0	0.49	0.49	2019	NA	NA	NA	NA
21338	City of Fremont	Fremont	Alameda	NA	Low	0.49	0	0.49	2022	NA	NA	NA	NA
22158	CCSF - PSB	San Francisco	San Francisco	NA	Low	0.49	0	0.49	2022	NA	NA	NA	NA
22344	City of San Bruno	San Bruno	San Mateo	NA	Low	0.49	0	0.49	2022	NA	NA	NA	NA
22909	Mission SmartSpace Senior LLC	San Francisco	San Francisco	NA	Low	0.49	0	0.49	2021	NA	NA	NA	NA
23029	JFC International Inc	Fremont	Alameda	NA	Low	0.49	0	0.49	2022	NA	NA	NA	NA

Facility Number	Facility Name ⁽¹⁾ (1)See pp. 18-21 of the TAC Control Program Annual Report for important context regarding this data.	City	County	Rule 11-18 Ranking	AB2588 Priority Ranking	Cancer PS	Chronic PS	PS	PS Year	HRA Year	Cancer Risk (chances in a million)	Chronic Hazard Index	Acute Hazard Index
25174	Peninsula Property JV LLC	Burlingame	San Mateo	NA	Low	0.49	0	0.49	2023	NA	NA	NA	NA
200635	California Water Service Co	San Carlos	San Mateo	NA	Low	0.49	0	0.49	2023	NA	NA	NA	NA
202145	City of Napa - Hillcrest Pump Station	Napa	Napa	NA	Low	0.49	0	0.49	2023	NA	NA	NA	NA
111016	Letrieu Circle K	Gilroy	Santa Clara	NA	Low	0.49	0.01	0.49	2022	NA	NA	NA	NA
5152	Sims Metal Management	Redwood City	San Mateo	NA	Low	0.48	0.01	0.48	2023	NA	NA	NA	NA
13045	Sakata Seed America	Morgan Hill	Santa Clara	NA	Low	0.48	0	0.48	2022	NA	NA	NA	NA
15106	Lion Mall	Newark	Alameda	NA	Low	0.48	0	0.48	2023	NA	NA	NA	NA
16327	Verizon Wireless	Benicia	Solano	NA	Low	0.48	0	0.48	2021	NA	NA	NA	NA
16606	Verizon Wireless (Central Expwy Mathilda)	Sunnyvale	Santa Clara	NA	Low	0.48	0	0.48	2021	NA	NA	NA	NA
18587	UC Hastings School of the Law	San Francisco	San Francisco	NA	Low	0.48	0	0.48	2022	2019	0.3	NA	NA
19014	Ultra Clean Technology	Hayward	Alameda	NA	Low	0.48	0	0.48	2022	NA	NA	NA	NA
19829	Verizon Wireless (MELROSE)	Oakland	Alameda	NA	Low	0.48	0	0.48	2023	NA	NA	NA	NA
20390	Spanish Broadcasting System	Daly City	San Mateo	NA	Low	0.48	0	0.48	2017	NA	NA	NA	NA
20405	Charles Krug Winery	Saint Helena	Napa	NA	Low	0.48	0	0.48	2023	NA	NA	NA	NA
20993	Payment Processing Inc	Newark	Alameda	NA	Low	0.48	0	0.48	2021	NA	NA	NA	NA
21722	Aloft Hotel	Cupertino	Santa Clara	NA	Low	0.48	0	0.48	2022	NA	NA	NA	NA
21853	Oro Loma Sanitary District-Railroad Lift Station	San Lorenzo	Alameda	NA	Low	0.48	0	0.48	2022	NA	NA	NA	NA
21968	ICS Transit Village Property Owner LLC	San Jose	Santa Clara	NA	Low	0.48	0.01	0.48	2022	NA	NA	NA	NA
23314	Ironhouse Sanitary District	Bethel Island	Contra Costa	NA	Low	0.48	0	0.48	2023	NA	NA	NA	NA
23422	3838 California Associates LLC	San Francisco	San Francisco	NA	Low	0.48	0.01	0.48	2022	NA	NA	NA	NA
201792	Town of Hillsborough	Hillsborough	San Mateo	NA	Low	0.48	0	0.48	2023	NA	NA	NA	NA
201893	Golden State Lumber	Santa Rosa	Sonoma	NA	Low	0.48	0	0.48	2022	NA	NA	NA	NA
202567	Checkerspot Inc.	Alameda	Alameda	NA	Low	0.48	0	0.48	2023	NA	NA	NA	NA
112476	Propel Fuels Inc (E85 dispensing)	Fremont	Alameda	NA	Low	0.48	0	0.48	2023	NA	NA	NA	NA
1820	Martinez Cogen Limited Partnership at Tesoro	Martinez	Contra Costa	NA	Low	0.47	0.01	0.47	2023	NA	NA	NA	NA
8930	California Department of Water Resources	Byron	Alameda	NA	Low	0.47	0.01	0.47	2022	NA	NA	NA	NA
11483	Rix Industries	Benicia	Solano	NA	Low	0.47	0	0.47	2023	NA	NA	NA	NA
13646	San Mateo Marriott Hotel	San Mateo	San Mateo	NA	Low	0.47	0	0.47	2022	NA	NA	NA	NA
13689	City of Sunnyvale - Environmental Services 169-0	Sunnyvale	Santa Clara	NA	Low	0.47	0	0.47	2022	NA	NA	NA	NA
14249	Fairfield-Suisun Sewer Dist (Lop s Rd Pump Sta)	Fairfield	Solano	NA	Low	0.47	0	0.47	2022	NA	NA	NA	NA
14650	City of Sonoma Fire Department	Sonoma	Sonoma	NA	Low	0.47	0	0.47	2022	NA	NA	NA	NA
15745	California Water Services Co Sta #10	Los Altos	Santa Clara	NA	Low	0.47	0	0.47	2023	NA	NA	NA	NA
17952	City of Hayward Eden Shores L/S	Hayward	Alameda	NA	Low	0.47	0	0.47	2022	NA	NA	NA	NA
19067	Technology Credit Union	San Jose	Santa Clara	NA	Low	0.47	0	0.47	2023	NA	NA	NA	NA
19187	Walnut Creek Endoscopy & Surgery Center	Walnut Creek	Contra Costa	NA	Low	0.47	0	0.47	2022	2008	0.88	0	NA
19290	Verizon Wireless (Tomaes)	Tomaes	Marin	NA	Low	0.47	0	0.47	2022	NA	NA	NA	NA
19536	Verizon Wireless (Detroit Ave)	Concord	Contra Costa	NA	Low	0.47	0	0.47	2022	NA	NA	NA	NA
19799	San Jose Water Company	San Jose	Santa Clara	NA	Low	0.47	0	0.47	2022	NA	NA	NA	NA
23041	MH Corporate Centre	Concord	Contra Costa	NA	Low	0.47	0	0.47	2021	NA	NA	NA	NA
23052	Orchard Supply Hardware	Sunnyvale	Santa Clara	NA	Low	0.47	0	0.47	2020	NA	NA	NA	NA
23079	Oakland Logistics Center LLC c/o JLL	Oakland	Alameda	NA	Low	0.47	0	0.47	2022	NA	NA	NA	NA
23146	Hudson Pacific Properties	Redwood City	San Mateo	NA	Low	0.47	0	0.47	2023	NA	NA	NA	NA
23400	New Cingular Wireless dba AT&T Mobility	Danville	Contra Costa	NA	Low	0.47	0	0.47	2023	NA	NA	NA	NA
24302	Shorenstein Company	San Francisco	San Francisco	NA	Low	0.47	0	0.47	2021	NA	NA	NA	NA
100639	San Ramon Service Center - City of San Ramon	San Ramon	Contra Costa	NA	Low	0.47	0	0.47	2023	NA	NA	NA	NA
112573	Kwik Serv	Walnut Creek	Contra Costa	NA	Low	0.47	0	0.47	2022	2022	1.3	0.01	NA
200062	CalTrans SFOBB Maintenance Complex	Oakland	Alameda	NA	Low	0.47	0	0.47	2023	NA	NA	NA	NA
112134	Foothill Shell	Hayward	Alameda	NA	Low	0.47	0.01	0.47	2022	NA	NA	NA	NA
541	Pacific Gas & Electric Co	Concord	Contra Costa	NA	Low	0.46	0.02	0.46	2023	NA	NA	NA	NA
2742	CEMEX Construction Materials Pacific LLC	Union City	Alameda	NA	Low	0.46	0	0.46	2023	NA	NA	NA	NA
13584	BoDean Company Inc	Santa Rosa	Sonoma	NA	Low	0.46	0.02	0.46	2023	NA	NA	NA	NA
14528	East Bay Dischargers Authority (EBDA)	San Leandro	Alameda	NA	Low	0.46	0	0.46	2022	NA	NA	NA	NA
14828	Contra Costa Water District	Concord	Contra Costa	NA	Low	0.46	0	0.46	2022	NA	NA	NA	NA
15416	City of Hayward Corp Yard	Hayward	Alameda	NA	Low	0.46	0	0.46	2021	NA	NA	NA	NA
16024	Genentech Inc	South San Francisco	San Mateo	NA	Low	0.46	0	0.46	2022	NA	NA	NA	NA
19729	Verizon Wireless (DT Petaluma)	Petaluma	Sonoma	NA	Low	0.46	0	0.46	2022	NA	NA	NA	NA
20999	Lowe's HIW Inc	Fairfield	Solano	NA	Low	0.46	0	0.46	2023	2011	4	0	NA
21234	MXB Battery LP	San Francisco	San Francisco	NA	Low	0.46	0	0.46	2022	NA	NA	NA	NA
22742	Park 20	San Mateo	San Mateo	NA	Low	0.46	0	0.46	2022	NA	NA	NA	NA

Facility Number	Facility Name ⁽¹⁾ (1)See pp. 18-21 of the TAC Control Program Annual Report for important context regarding this data.	City	County	Rule 11-18 Ranking	AB2588 Priority Ranking	Cancer PS	Chronic PS	PS	PS Year	HRA Year	Cancer Risk (chances in a million)	Chronic Hazard Index	Acute Hazard Index
8167	Bio-Rad Laboratories	Benicia	Solano	NA	Low	0.45	0	0.45	2022	NA	NA	NA	NA
10110	Center for the Arts at Yerba Buena Gardens	San Francisco	San Francisco	NA	Low	0.45	0	0.45	2023	NA	NA	NA	NA
12197	United Airlines Inc	San Francisco	San Francisco	NA	Low	0.45	0	0.45	2022	2004	4.5	0.9	0
14040	Contra Costa Water District	Concord	Contra Costa	NA	Low	0.45	0	0.45	2023	NA	NA	NA	NA
14059	Central Contra Costa Sanitary District	Concord	Contra Costa	NA	Low	0.45	0	0.45	2023	NA	NA	NA	NA
14096	Westborough Water District	South San Francisco	San Mateo	NA	Low	0.45	0	0.45	2023	NA	NA	NA	NA
14494	Santa Clara County Roads & Airports Dept	San Jose	Santa Clara	NA	Low	0.45	0	0.45	2022	NA	NA	NA	NA
14538	Santa Clara Valley Water District-Coyote	Morgan Hill	Santa Clara	NA	Low	0.45	0	0.45	2022	NA	NA	NA	NA
14589	City of Benicia Police Dept	Benicia	Solano	NA	Low	0.45	0	0.45	2023	NA	NA	NA	NA
14808	Federal Aviation Administration	Santa Rosa	Sonoma	NA	Low	0.45	0	0.45	2023	NA	NA	NA	NA
14879	County of San Mateo	Redwood City	San Mateo	NA	Low	0.45	0	0.45	2023	NA	NA	NA	NA
15093	Belmont Fire Protection District Station 14	Belmont	San Mateo	NA	Low	0.45	0	0.45	2023	NA	NA	NA	NA
17448	Costco Wholesale #453	Fairfield	Solano	NA	Low	0.45	0	0.45	2023	NA	NA	NA	NA
18689	Town of Los Altos Hills	Los Altos	Santa Clara	NA	Low	0.45	0	0.45	2022	NA	NA	NA	NA
18772	Container Management Services LLC	Hayward	Alameda	NA	Low	0.09	0.45	0.45	2022	NA	NA	NA	NA
18779	Verizon Wireless(Napa)	Napa	Napa	NA	Low	0.45	0	0.45	2023	NA	NA	NA	NA
18962	Stoneman Village L P	Pittsburg	Contra Costa	NA	Low	0.45	0	0.45	2023	NA	NA	NA	NA
19070	Golden Bear Center	Berkeley	Alameda	NA	Low	0.45	0	0.45	2023	NA	NA	NA	NA
19688	1200 California Corporation	San Francisco	San Francisco	NA	Low	0.45	0	0.45	2022	NA	NA	NA	NA
20311	City of Brisbane City Hall	Brisbane	San Mateo	NA	Low	0.45	0	0.45	2023	NA	NA	NA	NA
21149	Verizon Wireless (Doolittle)	Oakland	Alameda	NA	Low	0.45	0	0.45	2023	NA	NA	NA	NA
21447	Bay Medical Management LLC	Walnut Creek	Contra Costa	NA	Low	0.45	0	0.45	2022	NA	NA	NA	NA
21559	California American Water	Santa Rosa	Sonoma	NA	Low	0.45	0	0.45	2022	NA	NA	NA	NA
22741	VERIZON WIRELESS-BELLENA BAY	Alameda	Alameda	NA	Low	0.45	0	0.45	2021	NA	NA	NA	NA
23289	Verizon Wireless (Blackhawk Hills)	Danville	Contra Costa	NA	Low	0.45	0	0.45	2022	NA	NA	NA	NA
23972	7th Street Properties II	Berkeley	Alameda	NA	Low	0.45	0	0.45	2022	NA	NA	NA	NA
100645	Town of Hillsborough	Hillsborough	San Mateo	NA	Low	0.45	0	0.45	2023	NA	NA	NA	NA
202090	Belvedere Lagoon Property Owner's Association	Belvedere	Marin	NA	Low	0.45	0	0.45	2023	NA	NA	NA	NA
202219	Drivers Market	Sausalito	Marin	NA	Low	0.45	0	0.45	2022	NA	NA	NA	NA
9477	CA Air National Guard	Moffett Field	Santa Clara	NA	Low	0.44	0	0.44	2022	NA	NA	NA	NA
15720	Alexander Residence	San Francisco	San Francisco	NA	Low	0.44	0	0.44	2023	NA	NA	NA	NA
16255	Macy's Valley Fair (H/M)	Santa Clara	Santa Clara	NA	Low	0.44	0	0.44	2020	NA	NA	NA	NA
17120	Alameda County Public Works Agency	Hayward	Alameda	NA	Low	0.44	0	0.44	2023	NA	NA	NA	NA
17376	Verizon Wireless (Rodeo)	Hercules	Contra Costa	NA	Low	0.44	0	0.44	2023	NA	NA	NA	NA
17660	City of Los Altos	Los Altos	Santa Clara	NA	Low	0.44	0	0.44	2023	NA	NA	NA	NA
18550	City of Gilroy	Gilroy	Santa Clara	NA	Low	0.44	0	0.44	2016	NA	NA	NA	NA
18856	Verizon Wireless (Petaluma East)	Petaluma	Sonoma	NA	Low	0.44	0	0.44	2023	NA	NA	NA	NA
20292	Brookdale Senior Living	Santa Rosa	Sonoma	NA	Low	0.44	0	0.44	2022	NA	NA	NA	NA
20777	Santa Clara County - FAF (Public Health Warehouse)	San Jose	Santa Clara	NA	Low	0.44	0	0.44	2016	NA	NA	NA	NA
21309	West Bay Sanitary District	Menlo Park	San Mateo	NA	Low	0.44	0	0.44	2023	NA	NA	NA	NA
22311	Orinda Union School District	Orinda	Contra Costa	NA	Low	0.44	0	0.44	2023	NA	NA	NA	NA
23295	Henry's House of Coffee	San Francisco	San Francisco	NA	Low	0.44	0.02	0.44	2023	NA	NA	NA	NA
23817	Matheson Tri-Gas Inc	Richmond	Contra Costa	NA	Low	0.44	0	0.44	2023	2017	0.71	0	NA
25227	Serif Condominium Homeowners Association	San Francisco	San Francisco	NA	Low	0.44	0	0.44	2023	NA	NA	NA	NA
112599	Valero Gas & Food	Vallejo	Solano	NA	Low	0.44	0	0.44	2023	NA	NA	NA	NA
200397	New Cingular Wireless PCS LLC dba AT&T Mobility	Los Altos Hills	Santa Clara	NA	Low	0.44	0	0.44	2023	NA	NA	NA	NA
705	Vulcan Materials Western Division	Pleasanton	Alameda	NA	Low	0.43	0.01	0.43	2023	NA	NA	NA	NA
3100	Pacific Gas and Electric Company	San Jose	Santa Clara	NA	Low	0.43	0	0.43	2023	NA	NA	NA	NA
3161	Pacific Gas and Electric Company	Antioch	Contra Costa	NA	Low	0.43	0	0.43	2023	NA	NA	NA	NA
16258	Macy's (Pleasanton Stoneridge Home)	Pleasanton	Alameda	NA	Low	0.43	0	0.43	2021	NA	NA	NA	NA
16899	G C Micro Corp	Petaluma	Sonoma	NA	Low	0.43	0	0.43	2023	NA	NA	NA	NA
17718	City of Belmont	Belmont	San Mateo	NA	Low	0.43	0	0.43	2023	NA	NA	NA	NA
19610	Verizon Wireless (MFoxworthy)	San Jose	Santa Clara	NA	Low	0.43	0	0.43	2021	NA	NA	NA	NA
19693	Verizon Wireless (Alameda Island)	Alameda	Alameda	NA	Low	0.43	0	0.43	2023	NA	NA	NA	NA
19757	Mercer Owners Association c/o Helsing Group	Walnut Creek	Contra Costa	NA	Low	0.43	0	0.43	2021	NA	NA	NA	NA
19960	Morgan Hill Fire Department	Morgan Hill	Santa Clara	NA	Low	0.43	0	0.43	2023	NA	NA	NA	NA
20107	City of Livermore Police Department	Livermore	Alameda	NA	Low	0.43	0	0.43	2022	NA	NA	NA	NA
20548	SFPUC	San Francisco	San Francisco	NA	Low	0.43	0	0.43	2023	NA	NA	NA	NA
20567	California American Water	Santa Rosa	Sonoma	NA	Low	0.43	0	0.43	2023	NA	NA	NA	NA
21229	City of Alameda Public Works Department	Alameda	Alameda	NA	Low	0.43	0	0.43	2022	NA	NA	NA	NA

Facility Number	Facility Name ⁽¹⁾ (1)See pp. 18-21 of the TAC Control Program Annual Report for important context regarding this data.	City	County	Rule 11-18 Ranking	AB2588 Priority Ranking	Cancer PS	Chronic PS	PS	PS Year	HRA Year	Cancer Risk (chances in a million)	Chronic Hazard Index	Acute Hazard Index
21236	Caltrans - Caldecott Tunnel	Oakland	Alameda	NA	Low	0.43	0.01	0.43	2015	NA	NA	NA	NA
22855	Hampton Inn & Suites	Napa	Napa	NA	Low	0.43	0	0.43	2022	NA	NA	NA	NA
22870	Seventh Street Properties VII LLC	Berkeley	Alameda	NA	Low	0.43	0	0.43	2022	NA	NA	NA	NA
22982	The Source Group Inc	Livermore	Alameda	NA	Low	0.43	0	0.43	2021	NA	NA	NA	NA
23135	California Water Service	Livermore	Alameda	NA	Low	0.43	0	0.43	2023	NA	NA	NA	NA
23149	BP3-SF9 Skyway Road LLC	San Carlos	San Mateo	NA	Low	0.43	0	0.43	2022	NA	NA	NA	NA
23967	TCSP LLC	San Jose	Santa Clara	NA	Low	0.43	0.01	0.43	2022	NA	NA	NA	NA
106677	PG&E Petaluma Service Center	Petaluma	Sonoma	NA	Low	0.43	0	0.43	2022	NA	NA	NA	NA
111269	Swickard Marin Corporation dba Mercedes-Benz of Marin	San Rafael	Marin	NA	Low	0.43	0.02	0.43	2022	NA	NA	NA	NA
111850	Lexus of Fremont	Fremont	Alameda	NA	Low	0.43	0	0.43	2023	NA	NA	NA	NA
200007	Windsor Valero	Windsor	Sonoma	NA	Low	0.43	0	0.43	2023	NA	NA	NA	NA
200159	Carmax #6071	Fremont	Alameda	NA	Low	0.43	0.03	0.43	2022	NA	NA	NA	NA
200160	Carmax #6068	Pleasanton	Alameda	NA	Low	0.43	0.03	0.43	2023	NA	NA	NA	NA
202517	YouTube	San Bruno	San Mateo	NA	Low	0.43	0	0.43	2023	NA	NA	NA	NA
3175	Pacific Gas and Electric Company	San Francisco	San Francisco	NA	Low	0.43	0	0.43	2023	NA	NA	NA	NA
3993	Novato Unified School District	Novato	Marin	NA	Low	0.43	0	0.43	2023	NA	NA	NA	NA
4052	North Richmond Properties Inc	Richmond	Contra Costa	NA	Low	0.43	0	0.43	2022	NA	NA	NA	NA
13726	East Bay Municipal Utility Dist	Oakland	Alameda	NA	Low	0.43	0	0.43	2023	NA	NA	NA	NA
14124	Six Flags Discovery Kingdom	Vallejo	Solano	NA	Low	0.43	0	0.43	2023	NA	NA	NA	NA
17936	United Rentals Northwest Inc	San Jose	Santa Clara	NA	Low	0.43	0	0.43	2022	NA	NA	NA	NA
100013	Pacifica Chevron	Pacifica	San Mateo	NA	Low	0.43	0	0.43	2023	NA	NA	NA	NA
100016	Seton Provinciatate	Los Altos Hills	Santa Clara	NA	Low	0.43	0	0.43	2023	NA	NA	NA	NA
100030	Xtra Oil Company	Alameda	Alameda	NA	Low	0.43	0	0.43	2023	NA	NA	NA	NA
100032	Nicasio Corporation Yard	Nicasio	Marin	NA	Low	0.43	0	0.43	2023	NA	NA	NA	NA
100034	Dutra Materials	Richmond	Contra Costa	NA	Low	0.43	0	0.43	2023	NA	NA	NA	NA
100035	Sunset Development	San Ramon	Contra Costa	NA	Low	0.43	0	0.43	2022	NA	NA	NA	NA
100054	Bridgeway Service Inc	Berkeley	Alameda	NA	Low	0.43	0	0.43	2023	NA	NA	NA	NA
100075	Montery & Vineyard Foodmart & Carwash	Morgan Hill	Santa Clara	NA	Low	0.43	0	0.43	2023	NA	NA	NA	NA
100079	Swissport Fueling Inc	Oakland	Alameda	NA	Low	0.43	0	0.43	2022	NA	NA	NA	NA
100081	Albany Hill Mini Mart	Albany	Alameda	NA	Low	0.43	0	0.43	2023	NA	NA	NA	NA
100088	Costco Wholesale #146	Livermore	Alameda	NA	Low	0.43	0	0.43	2023	NA	NA	NA	NA
100091	Xtra Oil Company	Berkeley	Alameda	NA	Low	0.43	0	0.43	2023	NA	NA	NA	NA
100092	Chevron #207718	Mentlo Park	San Mateo	NA	Low	0.43	0	0.43	2023	NA	NA	NA	NA
100098	Tower Road Motor Pool - Attn: Abdul Khan	San Mateo	San Mateo	NA	Low	0.43	0	0.43	2023	NA	NA	NA	NA
100099	San Rafael Valero	San Rafael	Marin	NA	Low	0.43	0	0.43	2023	NA	NA	NA	NA
100108	Costco Wholesale #148	San Jose	Santa Clara	NA	Low	0.43	0	0.43	2023	2017	2.6	0	NA
100109	O C McDonald	San Jose	Santa Clara	NA	Low	0.43	0	0.43	2022	NA	NA	NA	NA
100112	San Jose USD	San Jose	Santa Clara	NA	Low	0.43	0	0.43	2022	NA	NA	NA	NA
100120	Xtra Oil Company	Berkeley	Alameda	NA	Low	0.43	0	0.43	2023	NA	NA	NA	NA
100131	Calif Dept of Forestry-Attn: Keith Hill	Napa	Napa	NA	Low	0.43	0	0.43	2023	NA	NA	NA	NA
100138	7-Eleven #32734	Livermore	Alameda	NA	Low	0.43	0	0.43	2022	NA	NA	NA	NA
100146	Costco Gasoline #482	Richmond	Contra Costa	NA	Low	0.43	0	0.43	2022	1999	5.7	NA	NA
100156	Costco Gasoline #475 ⁽¹⁾	South San Francisco	San Mateo	NA	Low	0.43	0	0.43	2022	2002	10	NA	NA
100157	Ravenswood City School District	East Palo Alto	San Mateo	NA	Low	0.43	0	0.43	2022	NA	NA	NA	NA
100163	Quik Stop #20	Fremont	Alameda	NA	Low	0.43	0	0.43	2022	NA	NA	NA	NA
100167	ARCO Facility #02158	Fremont	Alameda	NA	Low	0.43	0	0.43	2022	NA	NA	NA	NA
100187	Freeman Toyota/Freeman Lexus	Santa Rosa	Sonoma	NA	Low	0.43	0	0.43	2023	NA	NA	NA	NA
100205	ARCO Facility #06201	Fremont	Alameda	NA	Low	0.43	0	0.43	2023	NA	NA	NA	NA
100210	Caltrans - East Bay Yard	Oakland	Alameda	NA	Low	0.43	0	0.43	2022	NA	NA	NA	NA
100220	Chevron Inc	Fremont	Alameda	NA	Low	0.43	0	0.43	2023	NA	NA	NA	NA
100222	City of Novato	Novato	Marin	NA	Low	0.43	0	0.43	2022	NA	NA	NA	NA
100225	Yountville Fire Station	Yountville	Napa	NA	Low	0.43	0	0.43	2023	NA	NA	NA	NA
100227	San Jose Flea Market	San Jose	Santa Clara	NA	Low	0.43	0	0.43	2023	NA	NA	NA	NA
100228	Moraga-Orinda Fire District Chief Lee	Orinda	Contra Costa	NA	Low	0.43	0	0.43	2023	NA	NA	NA	NA
100244	Valley of the Moon Club	Santa Rosa	Sonoma	NA	Low	0.43	0	0.43	2023	NA	NA	NA	NA
100252	Quik Stop #98	Fremont	Alameda	NA	Low	0.43	0	0.43	2023	NA	NA	NA	NA
100266	Acalanes Union High School District	Moraga	Contra Costa	NA	Low	0.43	0	0.43	2023	NA	NA	NA	NA
100267	California Highway Patrol	Corte Madera	Marin	NA	Low	0.43	0	0.43	2023	NA	NA	NA	NA
100268	City of Union City Maint Facility	Union City	Alameda	NA	Low	0.43	0	0.43	2023	NA	NA	NA	NA
100273	San Bruno Fire Station	San Bruno	San Mateo	NA	Low	0.43	0	0.43	2022	NA	NA	NA	NA
100275	Oakland Unified School	Oakland	Alameda	NA	Low	0.43	0	0.43	2021	NA	NA	NA	NA
100283	Old Adobe Union School District	Petaluma	Sonoma	NA	Low	0.43	0	0.43	2022	NA	NA	NA	NA
100288	Quik Stop Market #003	Oakland	Alameda	NA	Low	0.43	0	0.43	2023	NA	NA	NA	NA
100289	U.S. Gas	Sunnyvale	Santa Clara	NA	Low	0.43	0	0.43	2023	NA	NA	NA	NA
100290	Indian Valley Golf Club	Novato	Marin	NA	Low	0.43	0	0.43	2023	NA	NA	NA	NA

Facility Number	Facility Name ⁽¹⁾ (1)See pp. 18-21 of the TAC Control Program Annual Report for important context regarding this data.	City	County	Rule 11-18 Ranking	AB2588 Priority Ranking	Cancer PS	Chronic PS	PS	PS Year	HRA Year	Cancer Risk (chances in a million)	Chronic Hazard Index	Acute Hazard Index
100300	Herc Rentals	San Mateo	San Mateo	NA	Low	0.43	0	0.43	2023	NA	NA	NA	NA
100301	Quik Stop Market #84	Castro Valley	Alameda	NA	Low	0.43	0	0.43	2023	NA	NA	NA	NA
100311	Ghilotti Bros	San Rafael	Marin	NA	Low	0.43	0	0.43	2022	NA	NA	NA	NA
100313	ARCO Facility #03002	San Francisco	San Francisco	NA	Low	0.43	0	0.43	2022	NA	NA	NA	NA
100325	Xtra Oil Company	Castro Valley	Alameda	NA	Low	0.43	0	0.43	2023	NA	NA	NA	NA
100327	Mike's Mart	American Canyon	Napa	NA	Low	0.43	0	0.43	2023	NA	NA	NA	NA
100334	San Leandro Fire Station #12	San Leandro	Alameda	NA	Low	0.43	0	0.43	2022	NA	NA	NA	NA
100340	Costco Wholesale #132	Vallejo	Solano	NA	Low	0.43	0	0.43	2022	2019	9.99	0.11	NA
100345	Rotten Robbie #46	Hayward	Alameda	NA	Low	0.43	0	0.43	2023	NA	NA	NA	NA
100346	Hesperian Wave Corp	Hayward	Alameda	NA	Low	0.43	0	0.43	2023	NA	NA	NA	NA
100349	Sonoma County Fair & Expo	Santa Rosa	Sonoma	NA	Low	0.43	0	0.43	2023	NA	NA	NA	NA
100350	Bennett Valley Golf Course	Santa Rosa	Sonoma	NA	Low	0.43	0	0.43	2022	NA	NA	NA	NA
100359	Napa Valley Country Club	Napa	Napa	NA	Low	0.43	0	0.43	2023	NA	NA	NA	NA
100367	Quik Stop Market #88	Castro Valley	Alameda	NA	Low	0.43	0	0.43	2023	NA	NA	NA	NA
100369	Chevron Gas Station	Mill Valley	Marin	NA	Low	0.43	0	0.43	2022	2021	3.83	0.02	NA
100376	Browns Valley Chevron	Napa	Napa	NA	Low	0.43	0	0.43	2023	NA	NA	NA	NA
100379	San Ramon Valley U S D	San Ramon	Contra Costa	NA	Low	0.43	0	0.43	2023	NA	NA	NA	NA
100380	Marconi Conference Center	Marshall	Marin	NA	Low	0.43	0	0.43	2023	NA	NA	NA	NA
100381	World Oil Marketing Company Station 101	San Jose	Santa Clara	NA	Low	0.43	0	0.43	2023	NA	NA	NA	NA
100382	Solano County Fair Assoc - Stephen Hales	Vallejo	Solano	NA	Low	0.43	0	0.43	2022	NA	NA	NA	NA
100385	Gold Ridge Fire District	Sebastopol	Sonoma	NA	Low	0.43	0	0.43	2022	NA	NA	NA	NA
100389	Gold Ridge Fire District	Sebastopol	Sonoma	NA	Low	0.43	0	0.43	2023	NA	NA	NA	NA
100393	City of San Pablo Corporation Yard	San Pablo	Contra Costa	NA	Low	0.43	0	0.43	2023	NA	NA	NA	NA
100402	City Gas	San Jose	Santa Clara	NA	Low	0.43	0	0.43	2023	NA	NA	NA	NA
100407	7-Eleven Store #18916	Fremont	Alameda	NA	Low	0.43	0	0.43	2023	NA	NA	NA	NA
100409	San Geronimo Golf Course	San Geronimo	Marin	NA	Low	0.43	0	0.43	2021	NA	NA	NA	NA
100411	Stanford Golf Course	Stanford	Santa Clara	NA	Low	0.43	0	0.43	2022	NA	NA	NA	NA
100429	Bolinas Fire Dept	Bolinas	Marin	NA	Low	0.43	0	0.43	2022	NA	NA	NA	NA
100430	Avis Service Center	San Leandro	Alameda	NA	Low	0.43	0	0.43	2022	NA	NA	NA	NA
100433	Enterprise Rent-A-Car Co of San Francisco LLC	Santa Rosa	Sonoma	NA	Low	0.43	0	0.43	2022	NA	NA	NA	NA
100435	Santa Clara Police Dept	Santa Clara	Santa Clara	NA	Low	0.43	0	0.43	2023	NA	NA	NA	NA
100437	Santa Clara University	Santa Clara	Santa Clara	NA	Low	0.43	0	0.43	2023	NA	NA	NA	NA
100438	Santa Rosa Golf	Santa Rosa	Sonoma	NA	Low	0.43	0	0.43	2022	NA	NA	NA	NA
100439	CalFire Morgan Hill Station	Morgan Hill	Santa Clara	NA	Low	0.43	0	0.43	2023	NA	NA	NA	NA
100441	CalFire Almaden Station	San Jose	Santa Clara	NA	Low	0.43	0	0.43	2023	NA	NA	NA	NA
100442	California Dept of Forestry	Pleasanton	Alameda	NA	Low	0.43	0	0.43	2023	NA	NA	NA	NA
100447	B & C Gas Mini Mart	Livermore	Alameda	NA	Low	0.43	0	0.43	2022	2022	1.9	0.01	NA
100449	Alma Fire Station	Los Gatos	Santa Clara	NA	Low	0.43	0	0.43	2023	NA	NA	NA	NA
100451	CalFire Smith Creek Station	Mount Hamilton	Santa Clara	NA	Low	0.43	0	0.43	2023	NA	NA	NA	NA
100452	Sweetwater Fire Station	Livermore	Santa Clara	NA	Low	0.43	0	0.43	2023	NA	NA	NA	NA
100453	Calif Dept of Forestry & Fire	Clayton	Contra Costa	NA	Low	0.43	0	0.43	2023	NA	NA	NA	NA
100467	Stinson Beach Fire Protection Dist	Stinson Beach	Marin	NA	Low	0.43	0	0.43	2023	NA	NA	NA	NA
100484	H&S Energy Products LLC #3060 - Texaco	Vallejo	Solano	NA	Low	0.43	0	0.43	2023	NA	NA	NA	NA
100503	Crow Canyon C C Attn: P Simpson	Danville	Contra Costa	NA	Low	0.43	0	0.43	2022	NA	NA	NA	NA
100504	7-Eleven Store #32787	Oakley	Contra Costa	NA	Low	0.43	0	0.43	2023	NA	NA	NA	NA
100505	Diablo Creek Golf Course A: Don Paul	Concord	Contra Costa	NA	Low	0.43	0	0.43	2023	NA	NA	NA	NA
100512	United Rentals	Santa Rosa	Sonoma	NA	Low	0.43	0	0.43	2022	NA	NA	NA	NA
100528	Express Gas & Auto Service	San Jose	Santa Clara	NA	Low	0.43	0	0.43	2023	NA	NA	NA	NA
100530	North Marin Water Dist ATTN: Rob Clark	Novato	Marin	NA	Low	0.43	0	0.43	2022	NA	NA	NA	NA
100542	California Dept of Forestry	Santa Rosa	Sonoma	NA	Low	0.43	0	0.43	2022	NA	NA	NA	NA
100550	Lauritzen Yacht Harbor LLC	Oakley	Contra Costa	NA	Low	0.43	0	0.43	2023	NA	NA	NA	NA
100551	ARCO Station	San Jose	Santa Clara	NA	Low	0.43	0	0.43	2022	NA	NA	NA	NA
100553	Pacific Pride	Oakland	Alameda	NA	Low	0.43	0	0.43	2022	NA	NA	NA	NA
100555	City of Belvedere	Belvedere	Marin	NA	Low	0.43	0	0.43	2022	NA	NA	NA	NA
100558	Town of Tiburon	Tiburon	Marin	NA	Low	0.43	0	0.43	2023	NA	NA	NA	NA
100559	Vallejo Transit	Vallejo	Solano	NA	Low	0.43	0	0.43	2022	NA	NA	NA	NA
100563	Costco Gasoline #663	Concord	Contra Costa	NA	Low	0.43	0	0.43	2023	2019	9.6	0.07	NA
100565	Valentine Corporation	San Rafael	Marin	NA	Low	0.43	0	0.43	2023	NA	NA	NA	NA
100576	Costco Wholesale #118	San Leandro	Alameda	NA	Low	0.43	0	0.43	2022	NA	NA	NA	NA
100580	Xtra Oil Co	Berkeley	Alameda	NA	Low	0.43	0	0.43	2022	NA	NA	NA	NA
100581	Residence	Woodside	San Mateo	NA	Low	0.43	0	0.43	2023	NA	NA	NA	NA
100583	Union Pacific Railroad	Oakland	Alameda	NA	Low	0.43	0	0.43	2023	NA	NA	NA	NA
100588	The Bridges Golf Club	San Ramon	Contra Costa	NA	Low	0.43	0	0.43	2023	NA	NA	NA	NA

Facility Number	Facility Name ⁽¹⁾ (1)See pp. 18-21 of the TAC Control Program Annual Report for important context regarding this data.	City	County	Rule 11-18 Ranking	AB2588 Priority Ranking	Cancer PS	Chronic PS	PS	PS Year	HRA Year	Cancer Risk (chances in a million)	Chronic Hazard Index	Acute Hazard Index
100608	Quik Stop #56	Oakland	Alameda	NA	Low	0.43	0	0.43	2022	NA	NA	NA	NA
100609	Capital-Snell 76	San Jose	Santa Clara	NA	Low	0.43	0	0.43	2022	NA	NA	NA	NA
100619	Quik Stop Market #157	Livermore	Alameda	NA	Low	0.43	0	0.43	2022	NA	NA	NA	NA
100626	California Highway Patrol	Napa	Napa	NA	Low	0.43	0	0.43	2023	NA	NA	NA	NA
100630	Gas & Shop	San Jose	Santa Clara	NA	Low	0.43	0	0.43	2023	NA	NA	NA	NA
100633	Sonoma Sky Park Inc	Sonoma	Sonoma	NA	Low	0.43	0	0.43	2023	NA	NA	NA	NA
100636	Contra Costa Water District	Brentwood	Contra Costa	NA	Low	0.43	0	0.43	2023	NA	NA	NA	NA
100642	Chevron SS #20-8221	Santa Rosa	Sonoma	NA	Low	0.43	0	0.43	2023	NA	NA	NA	NA
100644	7-11 Store	Livermore	Alameda	NA	Low	0.43	0	0.43	2023	NA	NA	NA	NA
100649	Costco Gasoline #1002	Antioch	Contra Costa	NA	Low	0.43	0	0.43	2022	NA	NA	NA	NA
100654	FBD Vanguard Construction	Livermore	Alameda	NA	Low	0.43	0	0.43	2022	NA	NA	NA	NA
100659	Morris Roofing	San Rafael	Marin	NA	Low	0.43	0	0.43	2023	NA	NA	NA	NA
100667	Quik Stop #67	Oakland	Alameda	NA	Low	0.43	0	0.43	2023	NA	NA	NA	NA
100676	City of Palo Alto	Palo Alto	Santa Clara	NA	Low	0.43	0	0.43	2023	NA	NA	NA	NA
100679	C A R Service	Oakland	Alameda	NA	Low	0.43	0	0.43	2022	NA	NA	NA	NA
100682	Sunstate Equipment Co	Pacheco	Contra Costa	NA	Low	0.43	0	0.43	2023	NA	NA	NA	NA
100683	Pick-n-Pull American Canyon	American Canyon	Napa	NA	Low	0.43	0	0.43	2023	NA	NA	NA	NA
100684	Town of San Anselmo	San Anselmo	Marin	NA	Low	0.43	0	0.43	2022	NA	NA	NA	NA
100686	Grand Mandana Gas Station	Oakland	Alameda	NA	Low	0.43	0	0.43	2023	NA	NA	NA	NA
100688	A-1 Liquor & Food	Pacheco	Contra Costa	NA	Low	0.43	0	0.43	2023	NA	NA	NA	NA
100693	Foothill Chevron	San Leandro	Alameda	NA	Low	0.43	0	0.43	2022	NA	NA	NA	NA
100714	California Dept of Forestry	Angwin	Napa	NA	Low	0.43	0	0.43	2023	NA	NA	NA	NA
100717	County of Marin	Sausalito	Marin	NA	Low	0.43	0	0.43	2022	NA	NA	NA	NA
100723	Scandia Fun Land Inc	Rohnert Park	Sonoma	NA	Low	0.43	0	0.43	2023	NA	NA	NA	NA
100726	Oakville Pump Service Inc	Oakville	Napa	NA	Low	0.43	0	0.43	2020	NA	NA	NA	NA
100731	Lakeshore Chevron	Oakland	Alameda	NA	Low	0.43	0	0.43	2023	NA	NA	NA	NA
100733	Chevron Stevenson	Newark	Alameda	NA	Low	0.43	0	0.43	2022	NA	NA	NA	NA
100736	Stone Tree Golf Club	Novato	Marin	NA	Low	0.43	0	0.43	2022	NA	NA	NA	NA
100746	Mathilda Shell	Sunnyvale	Santa Clara	NA	Low	0.43	0	0.43	2022	NA	NA	NA	NA
100754	Flyers #418	San Jose	Santa Clara	NA	Low	0.43	0	0.43	2022	NA	NA	NA	NA
100771	ARCO Facility #03001	Hayward	Alameda	NA	Low	0.43	0	0.43	2023	NA	NA	NA	NA
100773	Chevron #1740	Piedmont	Alameda	NA	Low	0.43	0	0.43	2023	NA	NA	NA	NA
100783	Automall Pkwy Shell	Fremont	Alameda	NA	Low	0.43	0	0.43	2022	NA	NA	NA	NA
100784	Betts Sud Machine	Oakland	Alameda	NA	Low	0.43	0	0.43	2023	NA	NA	NA	NA
100786	Sebastopol Chevron	Sebastopol	Sonoma	NA	Low	0.43	0	0.43	2022	NA	NA	NA	NA
100792	ARCO Facility #02107	Oakland	Alameda	NA	Low	0.43	0	0.43	2023	NA	NA	NA	NA
100798	Monarch Leasing Inc	Union City	Alameda	NA	Low	0.43	0	0.43	2023	NA	NA	NA	NA
100800	United Rentals	Napa	Napa	NA	Low	0.43	0	0.43	2022	NA	NA	NA	NA
100802	Dollar Rent A Car - Misuk Kim	Oakland	Alameda	NA	Low	0.43	0	0.43	2023	NA	NA	NA	NA
100803	Ken Betts Chevron	Oakland	Alameda	NA	Low	0.43	0	0.43	2023	NA	NA	NA	NA
100811	Stanford Linear Accelerator Center	Menlo Park	San Mateo	NA	Low	0.43	0	0.43	2022	NA	NA	NA	NA
100814	Safeway Store #1883	American Canyon	Napa	NA	Low	0.43	0	0.43	2022	NA	NA	NA	NA
100818	Flyers Valero	Suisun City	Solano	NA	Low	0.43	0	0.43	2023	NA	NA	NA	NA
100829	Los Altos 76 Inc.	Los Altos	Santa Clara	NA	Low	0.43	0	0.43	2022	NA	NA	NA	NA
100844	Chevron Station #90338	Oakland	Alameda	NA	Low	0.43	0	0.43	2023	NA	NA	NA	NA
100856	Marin/Sonoma Mosquito & Vector Control	Cotati	Sonoma	NA	Low	0.43	0	0.43	2023	NA	NA	NA	NA
100857	Graham Contractors Inc	San Jose	Santa Clara	NA	Low	0.43	0	0.43	2023	NA	NA	NA	NA
100864	Herc Rentals	Berkeley	Alameda	NA	Low	0.43	0	0.43	2023	NA	NA	NA	NA
100872	Value Plumbing Inc	Oakley	Contra Costa	NA	Low	0.43	0	0.43	2023	NA	NA	NA	NA
100888	Chevron #0917	Pleasanton	Alameda	NA	Low	0.43	0	0.43	2023	NA	NA	NA	NA
100900	Dublin Shell Food Mart #135243	Dublin	Alameda	NA	Low	0.43	0	0.43	2022	NA	NA	NA	NA
100902	Alcosta Shell #135244	Dublin	Alameda	NA	Low	0.43	0	0.43	2023	NA	NA	NA	NA
100909	Safeway Store #0968	Vallejo	Solano	NA	Low	0.43	0	0.43	2023	NA	NA	NA	NA
100914	San Antonio Valero	Mountain View	Santa Clara	NA	Low	0.43	0	0.43	2023	NA	NA	NA	NA
100927	Safeway Store #1953	Dublin	Alameda	NA	Low	0.43	0	0.43	2022	NA	NA	NA	NA
100940	Goodfellow Bros. California LLC	Livermore	Alameda	NA	Low	0.43	0	0.43	2022	NA	NA	NA	NA
100941	7-Eleven Inc. #37993	San Ramon	Contra Costa	NA	Low	0.43	0	0.43	2023	NA	NA	NA	NA
100951	Mobil Fifth Ave	Redwood City	San Mateo	NA	Low	0.43	0	0.43	2023	NA	NA	NA	NA
100955	Evergreen Valero	San Jose	Santa Clara	NA	Low	0.43	0	0.43	2023	NA	NA	NA	NA
100957	Oakland Airport-Aviation Maint	Oakland	Alameda	NA	Low	0.43	0	0.43	2022	NA	NA	NA	NA
100976	7-Eleven INC # 37997	Palo Alto	Santa Clara	NA	Low	0.43	0	0.43	2023	NA	NA	NA	NA
100979	ARCO Facility #07167	San Leandro	Alameda	NA	Low	0.43	0	0.43	2022	NA	NA	NA	NA
100981	A&A Gas & Food Mart	Dublin	Alameda	NA	Low	0.43	0	0.43	2022	NA	NA	NA	NA
100983	ARCO AmPm Facility #6509 - ATTN Peter Ngo	Santa Rosa	Sonoma	NA	Low	0.43	0	0.43	2022	NA	NA	NA	NA

Facility Number	Facility Name ⁽¹⁾ (1)See pp. 18-21 of the TAC Control Program Annual Report for important context regarding this data.	City	County	Rule 11-18 Ranking	AB2588 Priority Ranking	Cancer PS	Chronic PS	PS	PS Year	HRA Year	Cancer Risk (chances in a million)	Chronic Hazard Index	Acute Hazard Index
100991	Maxwell B Drever	Tiburon	Marin	NA	Low	0.43	0	0.43	2020	NA	NA	NA	NA
100995	7-11 Store #33163	Dublin	Alameda	NA	Low	0.43	0	0.43	2022	NA	NA	NA	NA
101061	Chevron Station #91166	Union City	Alameda	NA	Low	0.43	0	0.43	2023	NA	NA	NA	NA
101069	AMI Petroleum	Union City	Alameda	NA	Low	0.43	0	0.43	2023	NA	NA	NA	NA
101194	Chevron #90336	Concord	Contra Costa	NA	Low	0.43	0	0.43	2022	NA	NA	NA	NA
101218	Rotten Robbie #37	Concord	Contra Costa	NA	Low	0.43	0	0.43	2022	NA	NA	NA	NA
101306	Danville Olde Towne Arco	Danville	Contra Costa	NA	Low	0.43	0	0.43	2022	NA	NA	NA	NA
101318	Salkhi Petroleum Inc DBA El Cerrito 76	El Cerrito	Contra Costa	NA	Low	0.43	0	0.43	2022	NA	NA	NA	NA
101334	El Cerrito Chevron	El Cerrito	Contra Costa	NA	Low	0.43	0	0.43	2022	NA	NA	NA	NA
101432	Chevron Station #98791	Moraga	Contra Costa	NA	Low	0.43	0	0.43	2022	NA	NA	NA	NA
101452	Chevron Station #97407	Orinda	Contra Costa	NA	Low	0.43	0	0.43	2022	NA	NA	NA	NA
101482	H&S Energy Products LLC #3049 - Chevron	Bay Point	Contra Costa	NA	Low	0.43	0	0.43	2023	NA	NA	NA	NA
101665	World Oil Marketing Company #24	Richmond	Contra Costa	NA	Low	0.43	0	0.43	2022	NA	NA	NA	NA
101700	Alcosta Chevron	San Ramon	Contra Costa	NA	Low	0.43	0	0.43	2022	NA	NA	NA	NA
101716	Xtra Oil Company	Walnut Creek	Contra Costa	NA	Low	0.43	0	0.43	2023	NA	NA	NA	NA
101729	Chevron Station #95595	Walnut Creek	Contra Costa	NA	Low	0.43	0	0.43	2023	NA	NA	NA	NA
101735	TEXOIL	Walnut Creek	Contra Costa	NA	Low	0.43	0	0.43	2023	NA	NA	NA	NA
101752	Chevron Station #99206	Walnut Creek	Contra Costa	NA	Low	0.43	0	0.43	2023	NA	NA	NA	NA
101763	Chevron Station #94737	Corte Madera	Marin	NA	Low	0.43	0	0.43	2022	NA	NA	NA	NA
101781	Chevron Station #98933	Greenbrae	Marin	NA	Low	0.43	0	0.43	2022	NA	NA	NA	NA
101808	Xtra Oil Company	Mill Valley	Marin	NA	Low	0.43	0	0.43	2023	NA	NA	NA	NA
101824	Tiburon Chevron	Mill Valley	Marin	NA	Low	0.43	0	0.43	2023	NA	NA	NA	NA
101875	San Anselmo Red Hill Convenience & Fuel	San Anselmo	Marin	NA	Low	0.43	0	0.43	2022	NA	NA	NA	NA
101904	Peter's BP	San Rafael	Marin	NA	Low	0.43	0	0.43	2023	NA	NA	NA	NA
101909	Chevron Station #93553	San Rafael	Marin	NA	Low	0.43	0	0.43	2023	NA	NA	NA	NA
101939	Express - Chevron	San Rafael	Marin	NA	Low	0.43	0.01	0.43	2022	NA	NA	NA	NA
102155	Chevron Station #91000	San Francisco	San Francisco	NA	Low	0.43	0	0.43	2023	NA	NA	NA	NA
102195	Simas	San Francisco	San Francisco	NA	Low	0.43	0	0.43	2023	NA	NA	NA	NA
102390	Chevron Station # 90087	San Francisco	San Francisco	NA	Low	0.43	0	0.43	2023	NA	NA	NA	NA
102436	Lawton 76	San Francisco	San Francisco	NA	Low	0.43	0	0.43	2022	NA	NA	NA	NA
102469	Chevron Station #90308	San Francisco	San Francisco	NA	Low	0.43	0	0.43	2022	NA	NA	NA	NA
102591	Avis Rent A Car Systems Inc	San Francisco	San Francisco	NA	Low	0.43	0	0.43	2022	NA	NA	NA	NA
102696	Chevron Station #90030	San Francisco	San Francisco	NA	Low	0.43	0	0.43	2023	NA	NA	NA	NA
102749	Chevron Station #92712	Belmont	San Mateo	NA	Low	0.43	0	0.43	2023	NA	NA	NA	NA
102763	Chevron #1909	Burlingame	San Mateo	NA	Low	0.43	0	0.43	2023	NA	NA	NA	NA
102778	Chevron	Burlingame	San Mateo	NA	Low	0.43	0	0.43	2023	NA	NA	NA	NA
102810	ARCO Facility #02090	Daly City	San Mateo	NA	Low	0.43	0	0.43	2022	NA	NA	NA	NA
102818	Seven Eleven #19235	Daly City	San Mateo	NA	Low	0.43	0	0.43	2022	NA	NA	NA	NA
102874	Easy Mart	El Granada	San Mateo	NA	Low	0.43	0	0.43	2022	NA	NA	NA	NA
102881	Chevron Station #92600	Foster City	San Mateo	NA	Low	0.43	0	0.43	2023	NA	NA	NA	NA
102896	Half Moon Bay Texaco	Half Moon Bay	San Mateo	NA	Low	0.43	0	0.43	2022	NA	NA	NA	NA
102901	Chevron Station #97927	Half Moon Bay	San Mateo	NA	Low	0.43	0	0.43	2023	NA	NA	NA	NA
102945	Sharon Heights Shell	Menlo Park	San Mateo	NA	Low	0.43	0	0.43	2023	NA	NA	NA	NA
102970	Millbrae Olympian	Millbrae	San Mateo	NA	Low	0.43	0	0.43	2023	NA	NA	NA	NA
102994	Linda Mar Chevron	Pacifica	San Mateo	NA	Low	0.43	0	0.43	2022	NA	NA	NA	NA
103027	Broadway Auto Service (Beacon)	Redwood City	San Mateo	NA	Low	0.43	0	0.43	2023	NA	NA	NA	NA
103039	Touchless Redwood Gasoline	Redwood City	San Mateo	NA	Low	0.43	0	0.43	2023	NA	NA	NA	NA
103080	Chevron #91374	Redwood City	San Mateo	NA	Low	0.43	0	0.43	2023	NA	NA	NA	NA
103097	Woodside Gas & C-Store	Redwood City	San Mateo	NA	Low	0.43	0	0.43	2023	NA	NA	NA	NA
103101	ARCO Facility #06023	Redwood City	San Mateo	NA	Low	0.43	0	0.43	2023	NA	NA	NA	NA
103134	San Bruno Gas	San Bruno	San Mateo	NA	Low	0.43	0	0.43	2023	NA	NA	NA	NA
103137	Econo Gasoline	San Bruno	San Mateo	NA	Low	0.43	0	0.43	2023	NA	NA	NA	NA
103150	Auto Pride Wash	San Carlos	San Mateo	NA	Low	0.43	0	0.43	2023	NA	NA	NA	NA
103221	ARCO Facility #00725	San Mateo	San Mateo	NA	Low	0.43	0	0.43	2022	NA	NA	NA	NA
103245	Bay Meadows Chevron #7781	San Mateo	San Mateo	NA	Low	0.43	0	0.43	2022	NA	NA	NA	NA
103248	Central Gas San Mateo	San Mateo	San Mateo	NA	Low	0.43	0	0.43	2022	NA	NA	NA	NA
103260	Olympic	San Mateo	San Mateo	NA	Low	0.43	0	0.43	2022	NA	NA	NA	NA
103265	Chevron #9-2038	San Mateo	San Mateo	NA	Low	0.43	0	0.43	2022	NA	NA	NA	NA
103278	248 Petroleum Inc	South San Francisco	San Mateo	NA	Low	0.43	0	0.43	2023	NA	NA	NA	NA
103305	Xtra Oil Company	South San Francisco	San Mateo	NA	Low	0.43	0	0.43	2023	NA	NA	NA	NA
103347	Chevron #97870	Campbell	Santa Clara	NA	Low	0.43	0	0.43	2023	NA	NA	NA	NA
103403	Rotten Robbie #27	Campbell	Santa Clara	NA	Low	0.43	0	0.43	2023	NA	NA	NA	NA
103409	Chevron USA #8122	Campbell	Santa Clara	NA	Low	0.43	0	0.43	2023	NA	NA	NA	NA
103420	Chevron #5954	Cupertino	Santa Clara	NA	Low	0.43	0	0.43	2023	NA	NA	NA	NA
103452	Cupertino Union 76	Cupertino	Santa Clara	NA	Low	0.43	0	0.43	2022	NA	NA	NA	NA

Facility Number	Facility Name ⁽¹⁾ (1)See pp. 18-21 of the TAC Control Program Annual Report for important context regarding this data.	City	County	Rule 11-18 Ranking	AB2588 Priority Ranking	Cancer PS	Chronic PS	PS	PS Year	HRA Year	Cancer Risk (chances in a million)	Chronic Hazard Index	Acute Hazard Index
103472	Unocal #4053	Gilroy	Santa Clara	NA	Low	0.43	0	0.43	2023	NA	NA	NA	NA
103535	Los Gatos Chevron	Los Gatos	Santa Clara	NA	Low	0.43	0	0.43	2023	NA	NA	NA	NA
103537	Next Petroleum DBA Blossom Valley Chevron	Los Gatos	Santa Clara	NA	Low	0.43	0	0.43	2023	NA	NA	NA	NA
103539	Lark Avenue Car Wash	Los Gatos	Santa Clara	NA	Low	0.43	0	0.43	2023	NA	NA	NA	NA
103595	Chevron USA SS #92534	Milpitas	Santa Clara	NA	Low	0.43	0	0.43	2022	NA	NA	NA	NA
103609	World Oil Marketing Company #52	Morgan Hill	Santa Clara	NA	Low	0.43	0	0.43	2023	NA	NA	NA	NA
103645	Chevron SS #9-0699	Mountain View	Santa Clara	NA	Low	0.43	0	0.43	2023	NA	NA	NA	NA
103690	Chevron #9-6377	Mountain View	Santa Clara	NA	Low	0.43	0	0.43	2023	NA	NA	NA	NA
103761	Hengehold Motors	Palo Alto	Santa Clara	NA	Low	0.43	0	0.43	2023	NA	NA	NA	NA
103780	Western States Oil	San Jose	Santa Clara	NA	Low	0.43	0	0.43	2022	NA	NA	NA	NA
103802	Chevron #5482	San Jose	Santa Clara	NA	Low	0.43	0	0.43	2023	NA	NA	NA	NA
103830	Classic Car Wash	San Jose	Santa Clara	NA	Low	0.43	0	0.43	2023	NA	NA	NA	NA
103859	Quik Stop Market #34	San Jose	Santa Clara	NA	Low	0.43	0	0.43	2023	NA	NA	NA	NA
103862	Bascom Camden Chevron	San Jose	Santa Clara	NA	Low	0.43	0	0.43	2023	NA	NA	NA	NA
103876	Chevron #9-5771	San Jose	Santa Clara	NA	Low	0.43	0	0.43	2023	NA	NA	NA	NA
103899	Almaden Center 76	San Jose	Santa Clara	NA	Low	0.43	0	0.43	2023	NA	NA	NA	NA
103939	Santa Teresa Chevron	San Jose	Santa Clara	NA	Low	0.43	0	0.43	2023	NA	NA	NA	NA
103948	Rotten Robbie #55	San Jose	Santa Clara	NA	Low	0.43	0	0.43	2023	NA	NA	NA	NA
103952	Delta Queen Car Wash	Campbell	Santa Clara	NA	Low	0.43	0	0.43	2023	NA	NA	NA	NA
103969	Rotten Robbie #42	San Jose	Santa Clara	NA	Low	0.43	0	0.43	2023	NA	NA	NA	NA
104001	Chevron #96139	San Jose	Santa Clara	NA	Low	0.43	0	0.43	2023	NA	NA	NA	NA
104004	Quik Stop #86	San Jose	Santa Clara	NA	Low	0.43	0	0.43	2022	NA	NA	NA	NA
104022	Chevron #7289	San Jose	Santa Clara	NA	Low	0.43	0	0.43	2022	NA	NA	NA	NA
104035	Meridian Chevron	San Jose	Santa Clara	NA	Low	0.43	0	0.43	2022	NA	NA	NA	NA
104038	Willow Glen Unocal 76 Inc	San Jose	Santa Clara	NA	Low	0.43	0	0.43	2022	NA	NA	NA	NA
104052	Rotten Robbie #53	San Jose	Santa Clara	NA	Low	0.43	0	0.43	2022	NA	NA	NA	NA
104080	Almaden Unocal #254831	San Jose	Santa Clara	NA	Low	0.43	0	0.43	2023	NA	NA	NA	NA
104098	Rotten Robbie #43	San Jose	Santa Clara	NA	Low	0.43	0	0.43	2022	NA	NA	NA	NA
104099	Quik Stop Market #40	San Jose	Santa Clara	NA	Low	0.43	0	0.43	2022	NA	NA	NA	NA
104102	ARCO Facility #07037	San Jose	Santa Clara	NA	Low	0.43	0	0.43	2022	NA	NA	NA	NA
104113	San Carlos 76	San Jose	Santa Clara	NA	Low	0.43	0	0.43	2022	NA	NA	NA	NA
104124	Chevron #4259	San Jose	Santa Clara	NA	Low	0.43	0	0.43	2022	NA	NA	NA	NA
104141	ARCO Facility #02134	San Jose	Santa Clara	NA	Low	0.43	0	0.43	2022	NA	NA	NA	NA
104154	Rotten Robbie #45	San Jose	Santa Clara	NA	Low	0.43	0	0.43	2022	NA	NA	NA	NA
104160	EL Paseo Chevron #9-1325	San Jose	Santa Clara	NA	Low	0.43	0	0.43	2022	NA	NA	NA	NA
104171	ConocoPhillips #256429	San Jose	Santa Clara	NA	Low	0.43	0	0.43	2022	NA	NA	NA	NA
104188	Santa Teresa Shell	San Jose	Santa Clara	NA	Low	0.43	0	0.43	2022	NA	NA	NA	NA
104239	Spartan Station	San Jose	Santa Clara	NA	Low	0.43	0	0.43	2023	NA	NA	NA	NA
104255	Chevron #9-2780	San Jose	Santa Clara	NA	Low	0.43	0	0.43	2023	NA	NA	NA	NA
104308	Chevron #6027	San Jose	Santa Clara	NA	Low	0.43	0	0.43	2023	NA	NA	NA	NA
104360	Al's Arco	Santa Clara	Santa Clara	NA	Low	0.43	0	0.43	2022	NA	NA	NA	NA
104530	Westmoor Chevron	Sunnyvale	Santa Clara	NA	Low	0.43	0	0.43	2023	NA	NA	NA	NA
104549	Chevron #0562	Sunnyvale	Santa Clara	NA	Low	0.43	0	0.43	2023	NA	NA	NA	NA
104568	World Oil Company	Sunnyvale	Santa Clara	NA	Low	0.43	0	0.43	2023	NA	NA	NA	NA
104654	ARCO Facility #06095	Fairfield	Solano	NA	Low	0.43	0	0.43	2023	NA	NA	NA	NA
104667	Travis AFB (BLDG 170 S Gas Station)	Travis Afb	Solano	NA	Low	0.43	0	0.43	2023	NA	NA	NA	NA
104772	Quik Stop #75	Vallejo	Solano	NA	Low	0.43	0	0.43	2022	NA	NA	NA	NA
104796	Carquinez Chevron	Vallejo	Solano	NA	Low	0.43	0	0.43	2022	NA	NA	NA	NA
104822	Unocal	Cotati	Sonoma	NA	Low	0.43	0	0.43	2022	NA	NA	NA	NA
104871	Chevron SS #9-8548	Petaluma	Sonoma	NA	Low	0.43	0	0.43	2023	NA	NA	NA	NA
104887	H&S Energy Products LLC #2046 - Chevron	Petaluma	Sonoma	NA	Low	0.43	0	0.43	2023	NA	NA	NA	NA
104902	Rotten Robbie #41	Rohnert Park	Sonoma	NA	Low	0.43	0	0.43	2022	NA	NA	NA	NA
104922	Chevron	Santa Rosa	Sonoma	NA	Low	0.43	0	0.43	2023	NA	NA	NA	NA
104956	Rotten Robbie #40	Santa Rosa	Sonoma	NA	Low	0.43	0	0.43	2023	NA	NA	NA	NA
105021	Chevron	Santa Rosa	Sonoma	NA	Low	0.43	0	0.43	2023	NA	NA	NA	NA
105076	Bonneau's Tire and Auto	Sonoma	Sonoma	NA	Low	0.43	0	0.43	2022	NA	NA	NA	NA
105100	WINDSOR CHEVRON	Windsor	Sonoma	NA	Low	0.43	0	0.43	2022	NA	NA	NA	NA
105122	Classic Car Wash	Saratoga	Santa Clara	NA	Low	0.43	0	0.43	2023	NA	NA	NA	NA
105167	Shell Gas Station	San Francisco	San Francisco	NA	Low	0.43	0	0.43	2023	NA	NA	NA	NA
105179	World Oil Marketing Company #79	San Jose	Santa Clara	NA	Low	0.43	0	0.43	2022	NA	NA	NA	NA
105200	A-1 Rental Center	Redwood City	San Mateo	NA	Low	0.43	0	0.43	2019	NA	NA	NA	NA
105216	Hilltop Mall Chevron	Richmond	Contra Costa	NA	Low	0.43	0	0.43	2022	NA	NA	NA	NA
105224	Chevron #5700	Cupertino	Santa Clara	NA	Low	0.43	0	0.43	2023	NA	NA	NA	NA
105291	Redwood Oil Company	Santa Rosa	Sonoma	NA	Low	0.43	0	0.43	2023	NA	NA	NA	NA
105313	Calgas	San Jose	Santa Clara	NA	Low	0.43	0	0.43	2023	NA	NA	NA	NA

Facility Number	Facility Name ⁽¹⁾ (1)See pp. 18-21 of the TAC Control Program Annual Report for important context regarding this data.	City	County	Rule 11-18 Ranking	AB2588 Priority Ranking	Cancer PS	Chronic PS	PS	PS Year	HRA Year	Cancer Risk (chances in a million)	Chronic Hazard Index	Acute Hazard Index
105445	World Oil Company	San Jose	Santa Clara	NA	Low	0.43	0	0.43	2022	NA	NA	NA	NA
105493	BX Service Station (BLDG 171 Travis AFB)	Fairfield	Solano	NA	Low	0.43	0	0.43	2023	NA	NA	NA	NA
105505	Star Gas & Liquor	Fairfield	Solano	NA	Low	0.43	0	0.43	2023	NA	NA	NA	NA
105507	Bay Area Holdener Petroleum Co	Hayward	Alameda	NA	Low	0.43	0	0.43	2022	NA	NA	NA	NA
105509	Seven-Eleven Store #19168	Fremont	Alameda	NA	Low	0.43	0	0.43	2022	NA	NA	NA	NA
105566	Chevron SS #9-0103	Richmond	Contra Costa	NA	Low	0.43	0	0.43	2022	NA	NA	NA	NA
105591	Mission Fuel and Food	San Francisco	San Francisco	NA	Low	0.43	0	0.43	2022	NA	NA	NA	NA
105820	Shell Gas Station	San Francisco	San Francisco	NA	Low	0.43	0	0.43	2021	NA	NA	NA	NA
105824	Hopyard Shell	Pleasanton	Alameda	NA	Low	0.43	0	0.43	2023	NA	NA	NA	NA
105889	Ducky's Concord LLC	Concord	Contra Costa	NA	Low	0.43	0	0.43	2022	NA	NA	NA	NA
105907	Star Gas & Mart 3 Inc	Antioch	Contra Costa	NA	Low	0.43	0	0.43	2023	NA	NA	NA	NA
105943	Neighborhood Mart #2	Montara	San Mateo	NA	Low	0.43	0	0.43	2022	NA	NA	NA	NA
105954	Arco Car Wash	Concord	Contra Costa	NA	Low	0.43	0	0.43	2023	NA	NA	NA	NA
105997	Marin Sanitary Service	San Rafael	Marin	NA	Low	0.43	0	0.43	2023	NA	NA	NA	NA
106016	County of Marin - General Services Dept	San Rafael	Marin	NA	Low	0.43	0	0.43	2023	NA	NA	NA	NA
106033	Pleasant Hill Police Department	Pleasant Hill	Contra Costa	NA	Low	0.43	0	0.43	2022	NA	NA	NA	NA
106039	Half Moon Bay Building & Garden Inc	Half Moon Bay	San Mateo	NA	Low	0.43	0	0.43	2022	NA	NA	NA	NA
106044	United Parcel Service	South San Francisco	San Mateo	NA	Low	0.43	0	0.43	2023	NA	NA	NA	NA
106054	Novato Builders Supply	Novato	Marin	NA	Low	0.43	0	0.43	2022	NA	NA	NA	NA
106063	San Rafael Rock Quarry	San Rafael	Marin	NA	Low	0.43	0	0.43	2023	NA	NA	NA	NA
106098	County of Solano	Fairfield	Solano	NA	Low	0.43	0	0.43	2023	NA	NA	NA	NA
106099	County of Solano A: Fleet Management	Fairfield	Solano	NA	Low	0.43	0	0.43	2023	NA	NA	NA	NA
106101	Cal Trans/Livermore Maintenance	Livermore	Alameda	NA	Low	0.43	0	0.43	2022	NA	NA	NA	NA
106129	Sonoma State University	Rohnert Park	Sonoma	NA	Low	0.43	0	0.43	2022	NA	NA	NA	NA
106134	Lawrence Berkeley Laboratory	Berkeley	Alameda	NA	Low	0.43	0	0.43	2023	NA	NA	NA	NA
106153	City and County of San Francisco	San Francisco	San Francisco	NA	Low	0.43	0	0.43	2023	NA	NA	NA	NA
106157	Contra Costa Country Club	Pleasant Hill	Contra Costa	NA	Low	0.43	0	0.43	2022	NA	NA	NA	NA
106186	Reco Gas and Minimart	San Jose	Santa Clara	NA	Low	0.43	0	0.43	2023	NA	NA	NA	NA
106196	San Ramon Valley FPD STA #35	San Ramon	Contra Costa	NA	Low	0.43	0	0.43	2022	NA	NA	NA	NA
106198	Les Petersen Drilling & Pump Inc	Santa Rosa	Sonoma	NA	Low	0.43	0	0.43	2023	NA	NA	NA	NA
106217	Capitol Touchless Carwash	San Jose	Santa Clara	NA	Low	0.43	0	0.43	2022	NA	NA	NA	NA
106233	P G & E	Fremont	Alameda	NA	Low	0.43	0	0.43	2023	NA	NA	NA	NA
106241	City of Vallejo - Marina	Vallejo	Solano	NA	Low	0.43	0	0.43	2023	NA	NA	NA	NA
106242	City of Vallejo	Vallejo	Solano	NA	Low	0.43	0	0.43	2023	NA	NA	NA	NA
106243	Sonoma County Transit	Santa Rosa	Sonoma	NA	Low	0.43	0	0.43	2023	NA	NA	NA	NA
106245	Santa Clara Unified School District	Santa Clara	Santa Clara	NA	Low	0.43	0	0.43	2022	NA	NA	NA	NA
106250	SFPUC Millbrae Yard	Millbrae	San Mateo	NA	Low	0.43	0	0.43	2023	NA	NA	NA	NA
106257	Clipper Yacht Company LLC	Sausalito	Marin	NA	Low	0.43	0	0.43	2023	NA	NA	NA	NA
106275	Salkhi Mobil	Newark	Alameda	NA	Low	0.43	0	0.43	2023	NA	NA	NA	NA
106313	City of Mill Valley	Mill Valley	Marin	NA	Low	0.43	0	0.43	2023	NA	NA	NA	NA
106321	Murga Strange and Chalmers Inc	Vallejo	Solano	NA	Low	0.43	0	0.43	2023	NA	NA	NA	NA
106325	Levin-Richmond Terminal Corporation	Richmond	Contra Costa	NA	Low	0.43	0	0.43	2022	NA	NA	NA	NA
106339	Quik Stop Market #123	Martinez	Contra Costa	NA	Low	0.43	0	0.43	2023	NA	NA	NA	NA
106360	Contra Costa Water District	Concord	Contra Costa	NA	Low	0.43	0	0.43	2022	NA	NA	NA	NA
106384	Diablo Country Club	Diablo	Contra Costa	NA	Low	0.43	0	0.43	2023	NA	NA	NA	NA
106385	Cresco Equipment	Martinez	Contra Costa	NA	Low	0.43	0	0.43	2023	NA	NA	NA	NA
106390	Maggiola & Ghilotti Inc	San Rafael	Marin	NA	Low	0.43	0	0.43	2023	NA	NA	NA	NA
106412	Garaventa Enterprises/S E G Trucking	Concord	Contra Costa	NA	Low	0.43	0	0.43	2023	NA	NA	NA	NA
106413	Contra Costa Consldtd Fire Dist STA #10	Concord	Contra Costa	NA	Low	0.43	0	0.43	2023	NA	NA	NA	NA
106437	Sunnyvale Olympic	Sunnyvale	Santa Clara	NA	Low	0.43	0	0.43	2023	NA	NA	NA	NA
106466	Benicia Industries Inc	Benicia	Solano	NA	Low	0.43	0	0.43	2022	NA	NA	NA	NA
106473	City of Oakland-Police Admin Bldg	Oakland	Alameda	NA	Low	0.43	0	0.43	2022	NA	NA	NA	NA
106475	City of Oakland-Municipal Service Center	Oakland	Alameda	NA	Low	0.43	0	0.43	2022	NA	NA	NA	NA
106525	Santa Clara County Roads & Airprt Agency	San Jose	Santa Clara	NA	Low	0.43	0	0.43	2022	NA	NA	NA	NA
106537	N & M Market (Arco)	Vallejo	Solano	NA	Low	0.43	0	0.43	2023	NA	NA	NA	NA
106562	Fuel 24:7 @ Miller Ave	Mill Valley	Marin	NA	Low	0.43	0	0.43	2023	2021	1	0.01	NA
106567	Central Shops City/County SF	San Francisco	San Francisco	NA	Low	0.43	0	0.43	2023	NA	NA	NA	NA
106581	City & County of San Francisco/Sheriff Dept	San Bruno	San Mateo	NA	Low	0.43	0	0.43	2023	NA	NA	NA	NA
106582	City of Newark	Newark	Alameda	NA	Low	0.43	0	0.43	2023	NA	NA	NA	NA
106583	Rotten Robbie #49	Hayward	Alameda	NA	Low	0.43	0	0.43	2023	NA	NA	NA	NA
106590	City of San Leandro	San Leandro	Alameda	NA	Low	0.43	0	0.43	2022	NA	NA	NA	NA
106594	Superstop	Rodeo	Contra Costa	NA	Low	0.43	0	0.43	2022	NA	NA	NA	NA
106600	La Rinconada Country Club	Monte Sereno	Santa Clara	NA	Low	0.43	0	0.43	2023	NA	NA	NA	NA

Facility Number	Facility Name ⁽¹⁾ (1)See pp. 18-21 of the TAC Control Program Annual Report for important context regarding this data.	City	County	Rule 11-18 Ranking	AB2588 Priority Ranking	Cancer PS	Chronic PS	PS	PS Year	HRA Year	Cancer Risk (chances in a million)	Chronic Hazard Index	Acute Hazard Index
106609	California Highway Patrol	Rohnert Park	Sonoma	NA	Low	0.43	0	0.43	2022	NA	NA	NA	NA
106631	San Francisco Purchasing Department	San Francisco	San Francisco	NA	Low	0.43	0	0.43	2023	NA	NA	NA	NA
106634	San Francisco Municipal Transportation Agency	San Francisco	San Francisco	NA	Low	0.43	0	0.43	2023	NA	NA	NA	NA
106643	San Francisco Water Department	San Francisco	San Francisco	NA	Low	0.43	0	0.43	2022	NA	NA	NA	NA
106671	Pacific Gas & Electric Company	Hayward	Alameda	NA	Low	0.43	0	0.43	2022	NA	NA	NA	NA
106674	Pacific Gas & Electric Company	Vallejo	Solano	NA	Low	0.43	0	0.43	2022	NA	NA	NA	NA
106680	Moss Beach Chevron	Moss Beach	San Mateo	NA	Low	0.43	0	0.43	2022	NA	NA	NA	NA
106681	Cupertino Beacon	Cupertino	Santa Clara	NA	Low	0.43	0	0.43	2022	NA	NA	NA	NA
106686	San Francisco Juvenile Court/Log Cabin	La Honda	San Mateo	NA	Low	0.43	0	0.43	2022	NA	NA	NA	NA
106689	Laguna Honda Hospital	San Francisco	San Francisco	NA	Low	0.43	0	0.43	2022	NA	NA	NA	NA
106691	San Francisco Recreation and Parks Dept	San Francisco	San Francisco	NA	Low	0.43	0	0.43	2022	NA	NA	NA	NA
106692	San Francisco Recreation and Parks Dept	San Francisco	San Francisco	NA	Low	0.43	0	0.43	2022	NA	NA	NA	NA
106694	San Francisco Recreation and Parks Dept. Sharps Park	Pacifica	San Mateo	NA	Low	0.43	0	0.43	2022	NA	NA	NA	NA
106695	SFWD/Sunol Yard Headquarters	Sunol	Alameda	NA	Low	0.43	0	0.43	2022	NA	NA	NA	NA
106735	Moraga Country Club A:Luis Ballesteros	Moraga	Contra Costa	NA	Low	0.43	0	0.43	2022	NA	NA	NA	NA
106743	Texaco	Daly City	San Mateo	NA	Low	0.43	0	0.43	2022	NA	NA	NA	NA
106753	ARCO Facility #07081	Milpitas	Santa Clara	NA	Low	0.43	0	0.43	2022	NA	NA	NA	NA
106766	Xtra Oil Company	San Leandro	Alameda	NA	Low	0.43	0	0.43	2022	NA	NA	NA	NA
106769	City of Sunnyvale	Sunnyvale	Santa Clara	NA	Low	0.43	0	0.43	2023	NA	NA	NA	NA
106771	City of Sunnyvale - Corporation Yard	Sunnyvale	Santa Clara	NA	Low	0.43	0	0.43	2023	NA	NA	NA	NA
106779	City of Saratoga Corp Yard	Saratoga	Santa Clara	NA	Low	0.43	0	0.43	2023	NA	NA	NA	NA
106785	Chevron	San Jose	Santa Clara	NA	Low	0.43	0	0.43	2022	NA	NA	NA	NA
106803	St Helena Hospital & Health Center	Saint Helena	Napa	NA	Low	0.43	0	0.43	2022	NA	NA	NA	NA
106834	North Bay Plumbing Inc	Fairfield	Solano	NA	Low	0.43	0	0.43	2023	NA	NA	NA	NA
106857	Fairfield Golfand Limited Partnership dba Scandia Golfand	Suisun City	Solano	NA	Low	0.43	0	0.43	2023	NA	NA	NA	NA
106861	J N Abbott Distributor Inc	San Jose	Santa Clara	NA	Low	0.43	0	0.43	2020	NA	NA	NA	NA
106862	City of Fairfield-Corporation Yard	Fairfield	Solano	NA	Low	0.43	0	0.43	2023	NA	NA	NA	NA
106872	Fruitvale Mobil	Oakland	Alameda	NA	Low	0.43	0	0.43	2023	NA	NA	NA	NA
106887	Sonoma Valero	Sonoma	Sonoma	NA	Low	0.43	0	0.43	2022	NA	NA	NA	NA
106921	City of Menlo Park Attn: Fleet Superv	Mento Park	San Mateo	NA	Low	0.43	0	0.43	2023	NA	NA	NA	NA
106951	Shell/Bansal Inc #135675	Oakland	Alameda	NA	Low	0.43	0	0.43	2023	NA	NA	NA	NA
106955	Pacific Gas and Electric	Livermore	Alameda	NA	Low	0.43	0	0.43	2022	NA	NA	NA	NA
106992	San Pablo Mini Mart	Berkeley	Alameda	NA	Low	0.43	0	0.43	2023	NA	NA	NA	NA
107000	Portwood Shell #135696	Oakland	Alameda	NA	Low	0.43	0	0.43	2023	NA	NA	NA	NA
107035	Los Gatos Gas & Mart	Los Gatos	Santa Clara	NA	Low	0.43	0	0.43	2023	NA	NA	NA	NA
107036	Richmond Golf Club	Richmond	Contra Costa	NA	Low	0.43	0	0.43	2022	NA	NA	NA	NA
107042	Benicia Industries	Benicia	Solano	NA	Low	0.43	0	0.43	2022	NA	NA	NA	NA
107046	Jaguar Land Rover San Francisco	San Francisco	San Francisco	NA	Low	0.43	0	0.43	2023	NA	NA	NA	NA
107058	Herc Rentals	Rohnert Park	Sonoma	NA	Low	0.43	0	0.43	2023	NA	NA	NA	NA
107071	De Anza Shell	Cupertino	Santa Clara	NA	Low	0.43	0	0.43	2022	NA	NA	NA	NA
107074	SF-Oakland Auto Truck Plaza	Oakland	Alameda	NA	Low	0.43	0	0.43	2023	NA	NA	NA	NA
107078	Union	Pacifica	San Mateo	NA	Low	0.43	0	0.43	2022	NA	NA	NA	NA
107079	Avis Rent A Car	South San Francisco	San Mateo	NA	Low	0.43	0	0.43	2023	NA	NA	NA	NA
107087	PG&E Napa Service Center	Napa	Napa	NA	Low	0.43	0	0.43	2022	NA	NA	NA	NA
107089	Justin Chevron	San Carlos	San Mateo	NA	Low	0.43	0	0.43	2023	NA	NA	NA	NA
107093	City of Walnut Creek	Walnut Creek	Contra Costa	NA	Low	0.43	0	0.43	2023	NA	NA	NA	NA
107099	City of Campbell Dept of Public Works	Campbell	Santa Clara	NA	Low	0.43	0	0.43	2023	NA	NA	NA	NA
107128	City of Alameda Maintenance Serv Div	Alameda	Alameda	NA	Low	0.43	0	0.43	2023	NA	NA	NA	NA
107131	City of Morgan Hill	Morgan Hill	Santa Clara	NA	Low	0.43	0	0.43	2023	NA	NA	NA	NA
107155	Mountain View Arco	Mountain View	Santa Clara	NA	Low	0.43	0	0.43	2023	NA	NA	NA	NA
107158	West Valley Construction Company Inc	Campbell	Santa Clara	NA	Low	0.43	0	0.43	2023	NA	NA	NA	NA
107159	Veterans Home of California	Yountville	Napa	NA	Low	0.43	0	0.43	2023	NA	NA	NA	NA
107164	Jim Davis Texaco	Palo Alto	Santa Clara	NA	Low	0.43	0	0.43	2023	NA	NA	NA	NA
107184	Kwik Serv	Richmond	Contra Costa	NA	Low	0.43	0	0.43	2022	NA	NA	NA	NA
107194	Diamond Gas and Mart #4	San Jose	Santa Clara	NA	Low	0.43	0	0.43	2022	NA	NA	NA	NA
107215	Alameda Contra Costa Transit District	Richmond	Contra Costa	NA	Low	0.43	0	0.43	2022	NA	NA	NA	NA
107217	Santa Rosa Junior College	Santa Rosa	Sonoma	NA	Low	0.43	0	0.43	2023	NA	NA	NA	NA
107225	Great America Gas & Auto Care	Santa Clara	Santa Clara	NA	Low	0.43	0	0.43	2022	NA	NA	NA	NA
107228	Sebastopol Union 76	Santa Rosa	Sonoma	NA	Low	0.43	0	0.43	2023	NA	NA	NA	NA
107242	California Highway Patrol-Solano	Fairfield	Solano	NA	Low	0.43	0	0.43	2023	NA	NA	NA	NA
107244	Fairfield Rental Services Inc	Fairfield	Solano	NA	Low	0.43	0	0.43	2023	NA	NA	NA	NA

Facility Number	Facility Name ⁽¹⁾ (1)See pp. 18-21 of the TAC Control Program Annual Report for important context regarding this data.	City	County	Rule 11-18 Ranking	AB2588 Priority Ranking	Cancer PS	Chronic PS	PS	PS Year	HRA Year	Cancer Risk (chances in a million)	Chronic Hazard Index	Acute Hazard Index
107248	VCS #5	Saint Helena	Napa	NA	Low	0.43	0	0.43	2023	NA	NA	NA	NA
107273	Emeryville Chevron	Emeryville	Alameda	NA	Low	0.43	0	0.43	2023	NA	NA	NA	NA
107274	Chevron #97578	Danville	Contra Costa	NA	Low	0.43	0	0.43	2022	NA	NA	NA	NA
107276	Alameda Contra Costa Transportation District	Hayward	Alameda	NA	Low	0.43	0	0.43	2023	NA	NA	NA	NA
107277	Alameda Contra Costa Transportation District	Oakland	Alameda	NA	Low	0.43	0	0.43	2023	NA	NA	NA	NA
107287	CDC-Conservation Camp	Suisun City	Solano	NA	Low	0.43	0	0.43	2023	NA	NA	NA	NA
107288	Alameda Contra Costa Transit District	Emeryville	Alameda	NA	Low	0.43	0	0.43	2022	NA	NA	NA	NA
107290	Raja Cromwell Inc	Novato	Marin	NA	Low	0.43	0	0.43	2022	NA	NA	NA	NA
107291	San Ramon Gas Food & Liquor	San Ramon	Contra Costa	NA	Low	0.43	0	0.43	2022	NA	NA	NA	NA
107293	Fremont Chevron	Fremont	Alameda	NA	Low	0.43	0	0.43	2022	NA	NA	NA	NA
107308	Federal Express -Oakland Metroplex	Oakland	Alameda	NA	Low	0.43	0	0.43	2023	NA	NA	NA	NA
107337	McClenahan Company	Portola Valley	San Mateo	NA	Low	0.43	0	0.43	2020	NA	NA	NA	NA
107345	Five Star Gas & Groceries	Martinez	Contra Costa	NA	Low	0.43	0	0.43	2023	NA	NA	NA	NA
107358	Golden Gate Bridge Hwy and Transit Dist	San Francisco	San Francisco	NA	Low	0.43	0	0.43	2023	NA	NA	NA	NA
107384	City of Oakland - Fire Department	Oakland	Alameda	NA	Low	0.43	0	0.43	2023	NA	NA	NA	NA
107385	City of Oakland - Fire Department	Oakland	Alameda	NA	Low	0.43	0	0.43	2022	NA	NA	NA	NA
107421	Grant Road Gas & Auto Care LLC	Mountain View	Santa Clara	NA	Low	0.43	0	0.43	2023	NA	NA	NA	NA
107443	Brookside Property	Concord	Contra Costa	NA	Low	0.43	0	0.43	2022	NA	NA	NA	NA
107445	City of Pleasanton-Fire Station #2	Pleasanton	Alameda	NA	Low	0.43	0	0.43	2022	NA	NA	NA	NA
107447	City of San Mateo Municipal Service Cntr	San Mateo	San Mateo	NA	Low	0.43	0	0.43	2022	NA	NA	NA	NA
107453	Enterprise Roofing Service Inc	Concord	Contra Costa	NA	Low	0.43	0	0.43	2022	NA	NA	NA	NA
107461	Quik Stop #149	Brentwood	Contra Costa	NA	Low	0.43	0	0.43	2022	NA	NA	NA	NA
107484	Dublin-San Ramon Services Dist WTP #1371	Pleasanton	Alameda	NA	Low	0.43	0	0.43	2022	NA	NA	NA	NA
107548	Solano County Garage #3	Vallejo	Solano	NA	Low	0.43	0	0.43	2023	NA	NA	NA	NA
107549	Green Hills Country Club	Millbrae	San Mateo	NA	Low	0.43	0	0.43	2023	NA	NA	NA	NA
107558	United Parcel Service	Oakland	Alameda	NA	Low	0.43	0	0.43	2023	NA	NA	NA	NA
107582	Peninsula Country Club	San Mateo	San Mateo	NA	Low	0.43	0	0.43	2023	NA	NA	NA	NA
107595	Fremont Unified School District	Fremont	Alameda	NA	Low	0.43	0	0.43	2022	NA	NA	NA	NA
107616	Beacon	Napa	Napa	NA	Low	0.43	0	0.43	2022	NA	NA	NA	NA
107628	Mills College	Oakland	Alameda	NA	Low	0.43	0	0.43	2023	NA	NA	NA	NA
107631	CA Dept of Trans /Fairfield Maint Sta	Fairfield	Solano	NA	Low	0.43	0	0.43	2023	NA	NA	NA	NA
107638	Lincoln Ave Chevron	Napa	Napa	NA	Low	0.43	0	0.43	2022	NA	NA	NA	NA
107640	Alwand Service Station Inc	Lafayette	Contra Costa	NA	Low	0.43	0	0.43	2022	NA	NA	NA	NA
107643	High Street Shell	Oakland	Alameda	NA	Low	0.43	0	0.43	2023	NA	NA	NA	NA
107662	Pescadero Alliance	Pescadero	San Mateo	NA	Low	0.43	0	0.43	2022	NA	NA	NA	NA
107684	Superior Petroleum Inc DBA Evergreen Chevron	San Jose	Santa Clara	NA	Low	0.43	0	0.43	2023	NA	NA	NA	NA
107693	Chevron SS #9-4800	Oakland	Alameda	NA	Low	0.43	0	0.43	2022	NA	NA	NA	NA
107695	All Star Gasoline	Concord	Contra Costa	NA	Low	0.43	0	0.43	2023	NA	NA	NA	NA
107699	Half Moon Bay Alliance	Half Moon Bay	San Mateo	NA	Low	0.43	0	0.43	2022	NA	NA	NA	NA
107702	Performance Shell	San Francisco	San Francisco	NA	Low	0.43	0	0.43	2022	NA	NA	NA	NA
107711	Corby Avenue Shell	Santa Rosa	Sonoma	NA	Low	0.43	0	0.43	2023	NA	NA	NA	NA
107716	Harjas Petroleum dba Chevron	Union City	Alameda	NA	Low	0.43	0	0.43	2023	NA	NA	NA	NA
107722	Chevron Station #90290	Alameda	Alameda	NA	Low	0.43	0	0.43	2023	NA	NA	NA	NA
107726	Oak Grove Chevron	Concord	Contra Costa	NA	Low	0.43	0	0.43	2023	NA	NA	NA	NA
107727	Chevron Inc #9-2071	Novato	Marin	NA	Low	0.43	0	0.43	2023	NA	NA	NA	NA
107732	Chevron SS #377174	San Jose	Santa Clara	NA	Low	0.43	0	0.43	2023	NA	NA	NA	NA
107765	S & S Shell	Lafayette	Contra Costa	NA	Low	0.43	0	0.43	2022	NA	NA	NA	NA
107767	Pleasanton Garbage Service Inc	Pleasanton	Alameda	NA	Low	0.43	0	0.43	2022	NA	NA	NA	NA
107768	City of Burlingame	Burlingame	San Mateo	NA	Low	0.43	0	0.43	2023	NA	NA	NA	NA
107770	California Highway Patrol	Hayward	Alameda	NA	Low	0.43	0	0.43	2023	NA	NA	NA	NA
107778	Chevron SS #9-9600	Fremont	Alameda	NA	Low	0.43	0	0.43	2022	NA	NA	NA	NA
107781	California Highway Patrol	Redwood City	San Mateo	NA	Low	0.43	0	0.43	2023	NA	NA	NA	NA
107790	H&S Energy Products LLC #3082 (Chevron)	Brentwood	Contra Costa	NA	Low	0.43	0	0.43	2022	NA	NA	NA	NA
107794	California Highway Patrol	Vallejo	Solano	NA	Low	0.43	0	0.43	2023	NA	NA	NA	NA
107806	City of Hayward	Hayward	Alameda	NA	Low	0.43	0	0.43	2023	NA	NA	NA	NA
107807	City of Hayward - Hayward Fire Station #6	Hayward	Alameda	NA	Low	0.43	0	0.43	2023	NA	NA	NA	NA
107808	California Highway Patrol	Gilroy	Santa Clara	NA	Low	0.43	0	0.43	2023	NA	NA	NA	NA
107813	Whipple Avenue Chevron	Redwood City	San Mateo	NA	Low	0.43	0	0.43	2023	NA	NA	NA	NA
107831	Rancho Solano Golf Facilities	Fairfield	Solano	NA	Low	0.43	0	0.43	2022	NA	NA	NA	NA
107835	San Francisco State University	San Francisco	San Francisco	NA	Low	0.43	0	0.43	2021	NA	NA	NA	NA
107850	Peninsula Building Materials	San Martin	Santa Clara	NA	Low	0.43	0	0.43	2023	NA	NA	NA	NA

Facility Number	Facility Name ⁽¹⁾ (1)See pp. 18-21 of the TAC Control Program Annual Report for important context regarding this data.	City	County	Rule 11-18 Ranking	AB2588 Priority Ranking	Cancer PS	Chronic PS	PS	PS Year	HRA Year	Cancer Risk (chances in a million)	Chronic Hazard Index	Acute Hazard Index
107854	Pleasanton Police Department	Pleasanton	Alameda	NA	Low	0.43	0	0.43	2022	NA	NA	NA	NA
107856	Five Rivers Aviation	Livermore	Alameda	NA	Low	0.43	0	0.43	2022	NA	NA	NA	NA
107868	Alameda County-General Services Agency	San Leandro	Alameda	NA	Low	0.43	0	0.43	2022	NA	NA	NA	NA
107875	Alameda County-General Services Agency	Oakland	Alameda	NA	Low	0.43	0	0.43	2022	NA	NA	NA	NA
107876	Faizan Chevron	Concord	Contra Costa	NA	Low	0.43	0	0.43	2022	NA	NA	NA	NA
107879	Santa Clara County-Fleet Mgmt Dist	San Jose	Santa Clara	NA	Low	0.43	0	0.43	2023	NA	NA	NA	NA
107888	Grove 76	Castro Valley	Alameda	NA	Low	0.43	0	0.43	2023	NA	NA	NA	NA
107910	DW Nicholson Corporation	Hayward	Alameda	NA	Low	0.43	0	0.43	2022	NA	NA	NA	NA
107911	Markley Cove Resort	Napa	Napa	NA	Low	0.43	0	0.43	2022	NA	NA	NA	NA
107925	Campus Mini-Mart	Berkeley	Alameda	NA	Low	0.43	0	0.43	2023	NA	NA	NA	NA
107928	Penske Truck Leasing Co LP	San Leandro	Alameda	NA	Low	0.43	0	0.43	2022	NA	NA	NA	NA
107939	ARCO Facility #00771	Livermore	Alameda	NA	Low	0.43	0	0.43	2022	NA	NA	NA	NA
107940	City of Oakland-Fire Dept Drill Tower	Oakland	Alameda	NA	Low	0.43	0	0.43	2022	NA	NA	NA	NA
107941	City of Sebastopol	Sebastopol	Sonoma	NA	Low	0.43	0	0.43	2022	NA	NA	NA	NA
107951	Bay Area Rapid Transit District	Oakland	Alameda	NA	Low	0.43	0	0.43	2023	NA	NA	NA	NA
107953	City of San Jose Mabury Yard	San Jose	Santa Clara	NA	Low	0.43	0	0.43	2022	NA	NA	NA	NA
107954	City of SJ General Service	San Jose	Santa Clara	NA	Low	0.43	0	0.43	2022	NA	NA	NA	NA
107956	City of San Jose Fire Training Center	San Jose	Santa Clara	NA	Low	0.43	0	0.43	2022	NA	NA	NA	NA
107959	City of San Jose-Municipal Golf Course	San Jose	Santa Clara	NA	Low	0.43	0	0.43	2023	NA	NA	NA	NA
107962	City of Sebastopol Fire Dept	Sebastopol	Sonoma	NA	Low	0.43	0	0.43	2022	NA	NA	NA	NA
107975	United Parcel Service	Sunnyvale	Santa Clara	NA	Low	0.43	0	0.43	2023	NA	NA	NA	NA
107983	Caltrans-San Leandro Maint Sta	San Leandro	Alameda	NA	Low	0.43	0	0.43	2022	NA	NA	NA	NA
107984	Caltrans-Alemany Maintenance Station	San Francisco	San Francisco	NA	Low	0.43	0	0.43	2023	NA	NA	NA	NA
107985	Caltrans-Petaluma Maint Sta	Petaluma	Sonoma	NA	Low	0.43	0	0.43	2023	NA	NA	NA	NA
107986	Caltrans-San Jose Maint Sta	San Jose	Santa Clara	NA	Low	0.43	0	0.43	2023	NA	NA	NA	NA
107990	Caltrans-Gilroy Maint Station	Gilroy	Santa Clara	NA	Low	0.43	0	0.43	2023	NA	NA	NA	NA
107991	Dept of Transportation	Calistoga	Napa	NA	Low	0.43	0	0.43	2022	NA	NA	NA	NA
107995	Caltrans-Half Moon Bay Maint Sta	Half Moon Bay	San Mateo	NA	Low	0.43	0	0.43	2022	NA	NA	NA	NA
108007	City of San Jose-South Service Yard	San Jose	Santa Clara	NA	Low	0.43	0	0.43	2022	NA	NA	NA	NA
108025	Travis Unified S D	Fairfield	Solano	NA	Low	0.43	0	0.43	2023	NA	NA	NA	NA
108036	City of Cupertino	Cupertino	Santa Clara	NA	Low	0.43	0	0.43	2022	NA	NA	NA	NA
108037	CEMEX Construction Materials Pacific	Pleasanton	Alameda	NA	Low	0.43	0	0.43	2022	NA	NA	NA	NA
108061	MOA's Service Station	Hayward	Alameda	NA	Low	0.43	0	0.43	2023	NA	NA	NA	NA
108062	Laurel Chevron & Auto Service	Oakland	Alameda	NA	Low	0.43	0	0.43	2022	NA	NA	NA	NA
108069	Fuel 24:7 @ Woodlands	Kentfield	Marin	NA	Low	0.43	0	0.43	2022	NA	NA	NA	NA
108077	Valero	Oakland	Alameda	NA	Low	0.43	0	0.43	2023	NA	NA	NA	NA
108083	Downtown Auto Repair	San Leandro	Alameda	NA	Low	0.43	0	0.43	2022	NA	NA	NA	NA
108093	Santa Rosa Grand Petroleum Inc	Petaluma	Sonoma	NA	Low	0.43	0	0.43	2023	NA	NA	NA	NA
108108	Kirby Pinole	Pinole	Contra Costa	NA	Low	0.43	0	0.43	2023	NA	NA	NA	NA
108127	Belmont 76 Service	Belmont	San Mateo	NA	Low	0.43	0	0.43	2023	NA	NA	NA	NA
108131	Menlo Chevron	Menlo Park	San Mateo	NA	Low	0.43	0	0.43	2023	NA	NA	NA	NA
108132	7-Eleven	Pacifica	San Mateo	NA	Low	0.43	0	0.43	2022	NA	NA	NA	NA
108211	Shell Of Los Gatos	Los Gatos	Santa Clara	NA	Low	0.43	0	0.43	2023	NA	NA	NA	NA
108217	Chevron #8168	Newark	Alameda	NA	Low	0.43	0	0.43	2023	NA	NA	NA	NA
108218	Menlo Country Club	Woodside	San Mateo	NA	Low	0.43	0	0.43	2022	NA	NA	NA	NA
108225	City of Sunnyvale Municipal Golf Course	Sunnyvale	Santa Clara	NA	Low	0.43	0	0.43	2023	NA	NA	NA	NA
108238	Downtown Center Garage	San Francisco	San Francisco	NA	Low	0.43	0	0.43	2022	NA	NA	NA	NA
108252	City of Benicia-Corporation Yard	Benicia	Solano	NA	Low	0.43	0	0.43	2022	NA	NA	NA	NA
108258	City of Belmont	Belmont	San Mateo	NA	Low	0.43	0	0.43	2023	NA	NA	NA	NA
108260	Grafco Station	Livermore	Alameda	NA	Low	0.43	0	0.43	2020	NA	NA	NA	NA
108261	Palo Alto Arco	Palo Alto	Santa Clara	NA	Low	0.43	0	0.43	2023	NA	NA	NA	NA
108262	KAFV Inc	Napa	Napa	NA	Low	0.43	0	0.43	2022	NA	NA	NA	NA
108263	United Parcel Service	Petaluma	Sonoma	NA	Low	0.43	0	0.43	2022	NA	NA	NA	NA
108273	United Parcel Service	San Francisco	San Francisco	NA	Low	0.43	0	0.43	2023	NA	NA	NA	NA
108274	Midpeninsula Regional Openspace District	La Honda	San Mateo	NA	Low	0.43	0	0.43	2022	NA	NA	NA	NA
108281	Springtown Gasoline	Livermore	Alameda	NA	Low	0.43	0	0.43	2022	NA	NA	NA	NA
108287	California Highway Patrol	Martinez	Contra Costa	NA	Low	0.43	0	0.43	2019	NA	NA	NA	NA
108289	Ballena Isle Marina	Alameda	Alameda	NA	Low	0.43	0	0.43	2023	NA	NA	NA	NA
108295	Union Gas	San Jose	Santa Clara	NA	Low	0.43	0	0.43	2023	NA	NA	NA	NA
108302	Green Valley Country Club	Fairfield	Solano	NA	Low	0.43	0	0.43	2023	NA	NA	NA	NA
108304	City of Oakland-Corporation Yd #4	Oakland	Alameda	NA	Low	0.43	0	0.43	2023	NA	NA	NA	NA
108309	Town of Los Gatos	Los Gatos	Santa Clara	NA	Low	0.43	0	0.43	2023	NA	NA	NA	NA
108311	Alameda Fire District	Alameda	Alameda	NA	Low	0.43	0	0.43	2023	NA	NA	NA	NA
108315	Marina Food Market	San Leandro	Alameda	NA	Low	0.43	0	0.43	2022	NA	NA	NA	NA

Facility Number	Facility Name ⁽¹⁾ (1)See pp. 18-21 of the TAC Control Program Annual Report for important context regarding this data.	City	County	Rule 11-18 Ranking	AB2588 Priority Ranking	Cancer PS	Chronic PS	PS	PS Year	HRA Year	Cancer Risk (chances in a million)	Chronic Hazard Index	Acute Hazard Index
108316	Electrical Distributors	San Jose	Santa Clara	NA	Low	0.43	0	0.43	2023	NA	NA	NA	NA
108317	County of Santa Clara West Yard Division	San Jose	Santa Clara	NA	Low	0.43	0	0.43	2023	NA	NA	NA	NA
108318	Chevron SS #9-2075	Danville	Contra Costa	NA	Low	0.43	0	0.43	2022	NA	NA	NA	NA
108324	Redwood Canyon Golf Course	Castro Valley	Alameda	NA	Low	0.43	0	0.43	2023	NA	NA	NA	NA
108327	ARCO Facility #06136	San Francisco	San Francisco	NA	Low	0.43	0	0.43	2023	NA	NA	NA	NA
108332	ARB Inc - atten Gary Barnett	Pittsburg	Contra Costa	NA	Low	0.43	0	0.43	2022	NA	NA	NA	NA
108334	Dublin Chevron	Dublin	Alameda	NA	Low	0.43	0	0.43	2022	NA	NA	NA	NA
108335	Gus' Unocal Service Station	Burlingame	San Mateo	NA	Low	0.43	0	0.43	2023	NA	NA	NA	NA
108336	World Oil Marketing #76	Hayward	Alameda	NA	Low	0.43	0	0.43	2023	NA	NA	NA	NA
108338	SJSU - S Campus and Corporate Yard Tanks	San Jose	Santa Clara	NA	Low	0.43	0	0.43	2022	NA	NA	NA	NA
108344	City of Pleasanton Service Center	Pleasanton	Alameda	NA	Low	0.43	0	0.43	2022	NA	NA	NA	NA
108358	City of Rohnert Park -Corporation Yd	Rohnert Park	Sonoma	NA	Low	0.43	0	0.43	2022	NA	NA	NA	NA
108380	7- Eleven Inc. #37996	Morgan Hill	Santa Clara	NA	Low	0.43	0	0.43	2023	NA	NA	NA	NA
108386	7- Eleven Inc. #37995	Gilroy	Santa Clara	NA	Low	0.43	0	0.43	2023	NA	NA	NA	NA
108389	Century Chevron	Benicia	Solano	NA	Low	0.43	0	0.43	2022	NA	NA	NA	NA
108392	Calif Dept of Forestry & Fire Protection	Calistoga	Napa	NA	Low	0.43	0	0.43	2023	NA	NA	NA	NA
108393	Walters & Wolf Glass Company	Fremont	Alameda	NA	Low	0.43	0	0.43	2022	NA	NA	NA	NA
108408	Marin Municipal Water District	Fairfax	Marin	NA	Low	0.43	0	0.43	2022	NA	NA	NA	NA
108409	Marin Municipal Water District	Corte Madera	Marin	NA	Low	0.43	0	0.43	2022	NA	NA	NA	NA
108413	American Canyon Fire Department	American Canyon	Napa	NA	Low	0.43	0	0.43	2022	NA	NA	NA	NA
108419	NG Grewal Inc.	Oakland	Alameda	NA	Low	0.43	0	0.43	2022	NA	NA	NA	NA
108426	United Parcel Service	Richmond	Contra Costa	NA	Low	0.43	0	0.43	2023	NA	NA	NA	NA
108435	Novato Chevron	Novato	Marin	NA	Low	0.43	0	0.43	2022	NA	NA	NA	NA
108452	State Parks & Recreation San Mateo Coast	Half Moon Bay	San Mateo	NA	Low	0.43	0	0.43	2022	NA	NA	NA	NA
108453	County of Alameda	Dublin	Alameda	NA	Low	0.43	0	0.43	2023	NA	NA	NA	NA
108461	Sunset View Cemetery Association	El Cerrito	Contra Costa	NA	Low	0.43	0	0.43	2022	NA	NA	NA	NA
108469	Steven Creek 76	San Jose	Santa Clara	NA	Low	0.43	0	0.43	2018	NA	NA	NA	NA
108471	City of Milpitas Fleet Maint	Milpitas	Santa Clara	NA	Low	0.43	0	0.43	2023	NA	NA	NA	NA
108472	San Ramon Valley FPD STA #38	San Ramon	Contra Costa	NA	Low	0.43	0	0.43	2022	NA	NA	NA	NA
108473	Midpeninsula Regional Open Space District	Los Altos	Santa Clara	NA	Low	0.43	0	0.43	2022	NA	NA	NA	NA
108475	San Mateo County Dept of Public Works	Half Moon Bay	San Mateo	NA	Low	0.43	0	0.43	2022	NA	NA	NA	NA
108476	Pescadero Corp Yard San Mateo County	Pescadero	San Mateo	NA	Low	0.43	0	0.43	2022	NA	NA	NA	NA
108477	San Mateo County Dept of Public Works	La Honda	San Mateo	NA	Low	0.43	0	0.43	2022	NA	NA	NA	NA
108479	California Water Service Company	Livermore	Alameda	NA	Low	0.43	0	0.43	2022	NA	NA	NA	NA
108499	California Water Service Company	South San Francisco	San Mateo	NA	Low	0.43	0	0.43	2023	NA	NA	NA	NA
108500	South San Francisco Unified School Distr	South San Francisco	San Mateo	NA	Low	0.43	0	0.43	2022	NA	NA	NA	NA
108502	Napa County Public Works	Yountville	Napa	NA	Low	0.43	0	0.43	2022	NA	NA	NA	NA
108503	Napa County Public Works	Yountville	Napa	NA	Low	0.43	0	0.43	2022	NA	NA	NA	NA
108510	Sharon Heights Golf & Country Club	Menlo Park	San Mateo	NA	Low	0.43	0	0.43	2023	NA	NA	NA	NA
108511	Gas and Shop	San Francisco	San Francisco	NA	Low	0.43	0	0.43	2023	NA	NA	NA	NA
108516	Chevron #8893	Rohnert Park	Sonoma	NA	Low	0.43	0	0.43	2022	NA	NA	NA	NA
108525	S Clara Valley Water Dist -EH & S	San Jose	Santa Clara	NA	Low	0.43	0	0.43	2023	NA	NA	NA	NA
108526	Oak Grove School District	San Jose	Santa Clara	NA	Low	0.43	0	0.43	2022	NA	NA	NA	NA
108531	Western State Oil Co	San Leandro	Alameda	NA	Low	0.43	0	0.43	2022	NA	NA	NA	NA
108532	Bernard's Chevron	Livermore	Alameda	NA	Low	0.43	0	0.43	2022	NA	NA	NA	NA
108546	Sheedy Drayage Co	San Francisco	San Francisco	NA	Low	0.43	0	0.43	2023	NA	NA	NA	NA
108549	Chevron Inc #9-4820	Napa	Napa	NA	Low	0.43	0	0.43	2022	NA	NA	NA	NA
108554	Chevron Station # 95416	Hayward	Alameda	NA	Low	0.43	0	0.43	2023	NA	NA	NA	NA
108559	Meadow Club	Fairfax	Marin	NA	Low	0.43	0	0.43	2022	NA	NA	NA	NA
108561	Contra Costa County General Services	Martinez	Contra Costa	NA	Low	0.43	0	0.43	2023	NA	NA	NA	NA
108563	Lone Tree Cemetery Association	Hayward	Alameda	NA	Low	0.43	0	0.43	2023	NA	NA	NA	NA
108564	City of Pittsburg Environmental Center	Pittsburg	Contra Costa	NA	Low	0.43	0	0.43	2023	NA	NA	NA	NA
108565	City of Pittsburg Municipal Marina	Pittsburg	Contra Costa	NA	Low	0.43	0	0.43	2023	NA	NA	NA	NA
108576	ARCO Facility #02089	San Jose	Santa Clara	NA	Low	0.43	0	0.43	2023	NA	NA	NA	NA
108582	Lake Merced Country Club	Daly City	San Mateo	NA	Low	0.43	0	0.43	2022	NA	NA	NA	NA
108587	TV's Shell	Gilroy	Santa Clara	NA	Low	0.43	0	0.43	2023	NA	NA	NA	NA
108592	Pittsburg Unified School District	Pittsburg	Contra Costa	NA	Low	0.43	0	0.43	2023	NA	NA	NA	NA
108593	United Parcel Service	Mento Park	San Mateo	NA	Low	0.43	0	0.43	2023	NA	NA	NA	NA
108595	Hayward Area Recreation & Parks District	Hayward	Alameda	NA	Low	0.43	0	0.43	2020	NA	NA	NA	NA
108599	Napa Valley College	Napa	Napa	NA	Low	0.43	0	0.43	2022	NA	NA	NA	NA

Facility Number	Facility Name ⁽¹⁾ (1)See pp. 18-21 of the TAC Control Program Annual Report for important context regarding this data.	City	County	Rule 11-18 Ranking	AB2588 Priority Ranking	Cancer PS	Chronic PS	PS	PS Year	HRA Year	Cancer Risk (chances in a million)	Chronic Hazard Index	Acute Hazard Index
108602	Chevron SS #9-0032	San Francisco	San Francisco	NA	Low	0.43	0	0.43	2023	NA	NA	NA	NA
108605	Richmond Chevron	Richmond	Contra Costa	NA	Low	0.43	0	0.43	2022	NA	NA	NA	NA
108607	Sequoyah Country Club	Oakland	Alameda	NA	Low	0.43	0	0.43	2023	NA	NA	NA	NA
108613	ARCO Facility #04495 ⁽¹⁾	San Mateo	San Mateo	NA	Low	0.43	0	0.43	2022	2003	10	0.11	NA
108615	Nick Barbieri Trucking LLC	Petaluma	Sonoma	NA	Low	0.43	0	0.43	2023	NA	NA	NA	NA
108624	Joe's Liquor and Food	Antioch	Contra Costa	NA	Low	0.43	0	0.43	2023	NA	NA	NA	NA
108626	Xpress Gas and Mart Inc.	San Jose	Santa Clara	NA	Low	0.43	0	0.43	2022	NA	NA	NA	NA
108633	Claremont Country Club	Oakland	Alameda	NA	Low	0.43	0	0.43	2022	NA	NA	NA	NA
108634	Westlake Chevron	Daly City	San Mateo	NA	Low	0.43	0	0.43	2022	NA	NA	NA	NA
108644	Currie's Chevron Service	San Francisco	San Francisco	NA	Low	0.43	0	0.43	2023	NA	NA	NA	NA
108645	AM Mini Market Stop N Go Liquor LLC	Santa Rosa	Sonoma	NA	Low	0.43	0	0.43	2023	NA	NA	NA	NA
108648	North Coast County Water District	Pacifica	San Mateo	NA	Low	0.43	0	0.43	2023	NA	NA	NA	NA
108650	Home of Peace Cemetery	Colma	San Mateo	NA	Low	0.43	0	0.43	2022	NA	NA	NA	NA
108654	US Rentals	Oakland	Alameda	NA	Low	0.43	0	0.43	2019	NA	NA	NA	NA
108662	Las Positas Community College District	Livermore	Alameda	NA	Low	0.43	0	0.43	2022	NA	NA	NA	NA
108663	Golden Rain Foundation	Walnut Creek	Contra Costa	NA	Low	0.43	0	0.43	2022	NA	NA	NA	NA
108664	West County Wastewater District	Richmond	Contra Costa	NA	Low	0.43	0	0.43	2022	NA	NA	NA	NA
108669	Chevron Service Station #9-0176	San Leandro	Alameda	NA	Low	0.43	0	0.43	2022	NA	NA	NA	NA
108677	City Of Livermore	Livermore	Alameda	NA	Low	0.43	0	0.43	2022	NA	NA	NA	NA
108687	Warm Spring Gas	Fremont	Alameda	NA	Low	0.43	0	0.43	2023	NA	NA	NA	NA
108691	City of American Canyon	American Canyon	Napa	NA	Low	0.43	0	0.43	2023	NA	NA	NA	NA
108693	Foley Products LLC	Napa	Napa	NA	Low	0.43	0	0.43	2023	NA	NA	NA	NA
108694	Western Contra Costa Transit Authority	Pinole	Contra Costa	NA	Low	0.43	0	0.43	2023	NA	NA	NA	NA
108699	Rotten Robbie #01	Los Gatos	Santa Clara	NA	Low	0.43	0	0.43	2023	NA	NA	NA	NA
108700	Rotten Robbie #02	San Jose	Santa Clara	NA	Low	0.43	0	0.43	2022	NA	NA	NA	NA
108701	Rotten Robbie #03	Campbell	Santa Clara	NA	Low	0.43	0	0.43	2023	NA	NA	NA	NA
108702	Rotten Robbie #04	Mountain View	Santa Clara	NA	Low	0.43	0	0.43	2023	NA	NA	NA	NA
108703	Rotten Robbie #07	San Jose	Santa Clara	NA	Low	0.43	0	0.43	2022	NA	NA	NA	NA
108704	Rotten Robbie #11	San Jose	Santa Clara	NA	Low	0.43	0	0.43	2022	NA	NA	NA	NA
108705	Rotten Robbie #31	Gilroy	Santa Clara	NA	Low	0.43	0	0.43	2023	NA	NA	NA	NA
108706	Rotten Robbie #32	San Jose	Santa Clara	NA	Low	0.43	0	0.43	2023	NA	NA	NA	NA
108707	Rotten Robbie #33	Santa Clara	Santa Clara	NA	Low	0.43	0	0.43	2022	NA	NA	NA	NA
108708	Rotten Robbie #24	San Jose	Santa Clara	NA	Low	0.43	0	0.43	2023	NA	NA	NA	NA
108709	Rotten Robbie #25	Cupertino	Santa Clara	NA	Low	0.43	0	0.43	2022	NA	NA	NA	NA
108719	San Ramon Valley FPD STA #33	Danville	Contra Costa	NA	Low	0.43	0	0.43	2022	NA	NA	NA	NA
108733	Lal's Best Station	Richmond	Contra Costa	NA	Low	0.43	0	0.43	2020	NA	NA	NA	NA
108735	Rotten Robbie #38	San Jose	Santa Clara	NA	Low	0.43	0	0.43	2023	NA	NA	NA	NA
108736	Rotten Robbie #39	Santa Clara	Santa Clara	NA	Low	0.43	0	0.43	2022	NA	NA	NA	NA
108739	Santa Rita Shell #135786	Pleasanton	Alameda	NA	Low	0.43	0	0.43	2023	NA	NA	NA	NA
108748	Rotten Robbie #36	Alamo	Contra Costa	NA	Low	0.43	0	0.43	2022	NA	NA	NA	NA
108750	ARCO Facility #02128	Richmond	Contra Costa	NA	Low	0.43	0	0.43	2023	NA	NA	NA	NA
108754	Mt View Cemetery - Attn: Jeff Lindeman	Oakland	Alameda	NA	Low	0.43	0	0.43	2023	NA	NA	NA	NA
108773	Petaluma Marina	Petaluma	Sonoma	NA	Low	0.43	0	0.43	2023	NA	NA	NA	NA
108774	Tony Star Gas	Oakland	Alameda	NA	Low	0.43	0	0.43	2022	NA	NA	NA	NA
108775	All American Gas	Hayward	Alameda	NA	Low	0.43	0	0.43	2023	NA	NA	NA	NA
108782	PG & E Fremont Service Center	Fremont	Alameda	NA	Low	0.43	0	0.43	2022	NA	NA	NA	NA
108788	EBMUD-East Bay Mun Util Dist	San Ramon	Contra Costa	NA	Low	0.43	0	0.43	2023	NA	NA	NA	NA
108795	Sonoma Beacon	Sonoma	Sonoma	NA	Low	0.43	0	0.43	2022	NA	NA	NA	NA
108798	Hayward Unified School District	Hayward	Alameda	NA	Low	0.43	0	0.43	2023	NA	NA	NA	NA
108801	Salkhi Petroleum Inc	San Jose	Santa Clara	NA	Low	0.43	0	0.43	2023	NA	NA	NA	NA
108806	Golden Gate Bridge & Transportation	San Rafael	Marin	NA	Low	0.43	0	0.43	2022	NA	NA	NA	NA
108808	California Highway Patrol	San Francisco	San Francisco	NA	Low	0.43	0	0.43	2023	NA	NA	NA	NA
108810	Gilroy Gas & Mini Mart	Gilroy	Santa Clara	NA	Low	0.43	0	0.43	2023	NA	NA	NA	NA
108811	Woodside Shell dba Shell Car Wash	San Francisco	San Francisco	NA	Low	0.43	0	0.43	2023	NA	NA	NA	NA
108815	Mission Chevron	Hayward	Alameda	NA	Low	0.43	0	0.43	2023	NA	NA	NA	NA
108817	San Mateo Auto Services	San Mateo	San Mateo	NA	Low	0.43	0	0.43	2022	NA	NA	NA	NA
108821	East Bay Regional Park District - Service Yard	Livermore	Alameda	NA	Low	0.43	0	0.43	2023	NA	NA	NA	NA
108824	Pacific Heights Chevron	San Francisco	San Francisco	NA	Low	0.43	0	0.43	2023	NA	NA	NA	NA
108828	Central Fire Protection District	Los Gatos	Santa Clara	NA	Low	0.43	0	0.43	2022	NA	NA	NA	NA
108829	United Rentals Branch 67F	San Lorenzo	Alameda	NA	Low	0.43	0	0.43	2023	NA	NA	NA	NA
108834	Castlewood Country Club	Pleasanton	Alameda	NA	Low	0.43	0	0.43	2022	NA	NA	NA	NA
108835	Castlewood Country Club	Pleasanton	Alameda	NA	Low	0.43	0	0.43	2022	NA	NA	NA	NA
108851	Napa Valley Petroleum/St Helena	Saint Helena	Napa	NA	Low	0.43	0	0.43	2023	NA	NA	NA	NA
108852	Chevron Inc #9-3805	Alamo	Contra Costa	NA	Low	0.43	0	0.43	2022	NA	NA	NA	NA
108856	Santa Rita Chevron #98414	Pleasanton	Alameda	NA	Low	0.43	0	0.43	2022	NA	NA	NA	NA

Facility Number	Facility Name ⁽¹⁾ (1)See pp. 18-21 of the TAC Control Program Annual Report for important context regarding this data.	City	County	Rule 11-18 Ranking	AB2588 Priority Ranking	Cancer PS	Chronic PS	PS	PS Year	HRA Year	Cancer Risk (chances in a million)	Chronic Hazard Index	Acute Hazard Index
108858	Valero Food & Gas	San Jose	Santa Clara	NA	Low	0.43	0	0.43	2023	NA	NA	NA	NA
108867	Bayview Shell #136019	San Leandro	Alameda	NA	Low	0.43	0	0.43	2023	NA	NA	NA	NA
108872	Oakley Chevron	Oakley	Contra Costa	NA	Low	0.43	0	0.43	2022	NA	NA	NA	NA
108878	Woodside Chevron	Woodside	San Mateo	NA	Low	0.43	0	0.43	2022	NA	NA	NA	NA
108879	ARCO Facility #06228	Pinole	Contra Costa	NA	Low	0.43	0	0.43	2023	NA	NA	NA	NA
108884	United Parcel Service	San Jose	Santa Clara	NA	Low	0.43	0	0.43	2022	NA	NA	NA	NA
108887	ARCO Facility #02035	Albany	Alameda	NA	Low	0.43	0	0.43	2023	NA	NA	NA	NA
108890	Pruneridge Golf Club	Santa Clara	Santa Clara	NA	Low	0.43	0	0.43	2023	NA	NA	NA	NA
108896	Chevron SS #9-5890	Lafayette	Contra Costa	NA	Low	0.43	0	0.43	2022	NA	NA	NA	NA
108908	U.S. Coast Guard	San Francisco	San Francisco	NA	Low	0.43	0	0.43	2023	NA	NA	NA	NA
108913	Main & Geary Chevron	Walnut Creek	Contra Costa	NA	Low	0.43	0	0.43	2023	NA	NA	NA	NA
108923	Chevron #9-2661	Benicia	Solano	NA	Low	0.43	0	0.43	2022	NA	NA	NA	NA
108930	ABE Petroleum - Olympic Oil	Hayward	Alameda	NA	Low	0.43	0	0.43	2023	NA	NA	NA	NA
108931	Blossom Hill Gasoline	San Jose	Santa Clara	NA	Low	0.43	0	0.43	2023	NA	NA	NA	NA
108932	Fairfield Gas Mart	Fairfield	Solano	NA	Low	0.43	0	0.43	2023	NA	NA	NA	NA
108939	R & R Auto Service	El Cerrito	Contra Costa	NA	Low	0.43	0	0.43	2022	NA	NA	NA	NA
108949	Unocal #6034	Livermore	Alameda	NA	Low	0.43	0	0.43	2022	NA	NA	NA	NA
108960	Bay Area Auto Care Inc. DBA Winfield Valero	San Jose	Santa Clara	NA	Low	0.43	0	0.43	2023	NA	NA	NA	NA
108964	Guerrero Shell LLC	San Francisco	San Francisco	NA	Low	0.43	0	0.43	2023	NA	NA	NA	NA
108967	United Airlines - SFOPV	San Francisco	San Francisco	NA	Low	0.43	0	0.43	2023	NA	NA	NA	NA
108968	East Bay Regional Park District	Orinda	Contra Costa	NA	Low	0.43	0	0.43	2023	NA	NA	NA	NA
108971	East Bay Regional Park District	Castro Valley	Alameda	NA	Low	0.43	0	0.43	2023	NA	NA	NA	NA
108978	A&N Ventures Oakland Inc.	Oakland	Alameda	NA	Low	0.43	0	0.43	2022	NA	NA	NA	NA
108991	Geary St. Petroleum Inc.	San Francisco	San Francisco	NA	Low	0.43	0	0.43	2023	NA	NA	NA	NA
108996	Santa Clara County - Calero County Park	San Jose	Santa Clara	NA	Low	0.43	0	0.43	2023	NA	NA	NA	NA
108997	Rino FairFax	Fairfax	Marin	NA	Low	0.43	0	0.43	2022	NA	NA	NA	NA
108999	Canyon Gas & Propane	Emerald Hills	San Mateo	NA	Low	0.43	0	0.43	2023	NA	NA	NA	NA
109001	Paradise Valley Golf Course	Fairfield	Solano	NA	Low	0.43	0	0.43	2023	NA	NA	NA	NA
109007	7-Eleven #26231	Benicia	Solano	NA	Low	0.43	0	0.43	2022	NA	NA	NA	NA
109013	Chabot Golf Course	Oakland	Alameda	NA	Low	0.43	0	0.43	2022	NA	NA	NA	NA
109015	Oakland Alameda County Coliseum	Oakland	Alameda	NA	Low	0.43	0	0.43	2023	NA	NA	NA	NA
109023	ARCO Facility #07188	Antioch	Contra Costa	NA	Low	0.43	0	0.43	2023	NA	NA	NA	NA
109025	Tanforan Shell	San Bruno	San Mateo	NA	Low	0.43	0	0.43	2023	NA	NA	NA	NA
109029	Rossmoor Golf Course	Walnut Creek	Contra Costa	NA	Low	0.43	0	0.43	2022	NA	NA	NA	NA
109030	Number One Gas	Berkeley	Alameda	NA	Low	0.43	0	0.43	2023	NA	NA	NA	NA
109040	Cyress Lawn Memorial Park	Colma	San Mateo	NA	Low	0.43	0	0.43	2023	NA	NA	NA	NA
109041	Mt Diablo State Park	Diablo	Contra Costa	NA	Low	0.43	0	0.43	2022	NA	NA	NA	NA
109042	El Camino 76 Inc.	Los Altos	Santa Clara	NA	Low	0.43	0	0.43	2022	NA	NA	NA	NA
109048	Chevron #90206	Millbrae	San Mateo	NA	Low	0.43	0	0.43	2023	NA	NA	NA	NA
109053	Easy Mart 11	San Jose	Santa Clara	NA	Low	0.43	0	0.43	2022	NA	NA	NA	NA
109055	East Palo Alto Shell	East Palo Alto	San Mateo	NA	Low	0.43	0	0.43	2023	NA	NA	NA	NA
109057	ARCO Facility #06059	Pleasant Hill	Contra Costa	NA	Low	0.43	0	0.43	2022	NA	NA	NA	NA
109060	Portola State Park	La Honda	San Mateo	NA	Low	0.43	0	0.43	2023	NA	NA	NA	NA
109062	Fairfield Union 76	Fairfield	Solano	NA	Low	0.43	0	0.43	2023	NA	NA	NA	NA
109068	EL MONTE PETRO INC DBA EL MONTE CHEVRON	Mountain View	Santa Clara	NA	Low	0.43	0	0.43	2023	NA	NA	NA	NA
109072	ARCO Facility #00573	Redwood City	San Mateo	NA	Low	0.43	0	0.43	2023	NA	NA	NA	NA
109073	Bright View Landscape Development Inc	Pleasanton	Alameda	NA	Low	0.43	0	0.43	2023	NA	NA	NA	NA
109075	Chevron SS #9-0319	Vallejo	Solano	NA	Low	0.43	0	0.43	2023	NA	NA	NA	NA
109085	Parks Corporation Yard	Richmond	Contra Costa	NA	Low	0.43	0	0.43	2022	NA	NA	NA	NA
109086	Operations Corporation Yard	Richmond	Contra Costa	NA	Low	0.43	0	0.43	2022	NA	NA	NA	NA
109087	Herc Rentals	Benicia	Solano	NA	Low	0.43	0	0.43	2022	NA	NA	NA	NA
109091	Van Development Inc. dba Chevron	Los Gatos	Santa Clara	NA	Low	0.43	0	0.43	2023	NA	NA	NA	NA
109093	County of Santa Clara - Central Yard	San Jose	Santa Clara	NA	Low	0.43	0	0.43	2023	NA	NA	NA	NA
109105	Rotten Robbie #67	San Jose	Santa Clara	NA	Low	0.43	0	0.43	2023	NA	NA	NA	NA
109108	ARCO Facility #02106	Napa	Napa	NA	Low	0.43	0	0.43	2023	NA	NA	NA	NA
109114	Silverado County Club and Resort	Napa	Napa	NA	Low	0.43	0	0.43	2023	NA	NA	NA	NA
109122	Santa Clara Valley Water District	Los Gatos	Santa Clara	NA	Low	0.43	0	0.43	2023	NA	NA	NA	NA
109126	Khan Petroleum Inc. dba Concord Super Stop	Concord	Contra Costa	NA	Low	0.43	0	0.43	2023	NA	NA	NA	NA
109136	City of Palo Alto	Palo Alto	Santa Clara	NA	Low	0.43	0	0.43	2022	NA	NA	NA	NA
109142	Vallejo Flood and Wastewater District	Vallejo	Solano	NA	Low	0.43	0	0.43	2023	NA	NA	NA	NA
109145	Fast & Easy Mart-SHAFIQUE A BHIMANI	Hayward	Alameda	NA	Low	0.43	0	0.43	2023	NA	NA	NA	NA
109153	L.G. Energy Group LLC	Redwood City	San Mateo	NA	Low	0.43	0	0.43	2023	NA	NA	NA	NA
109160	ARCO Facility #07095	Bay Point	Contra Costa	NA	Low	0.43	0	0.43	2023	NA	NA	NA	NA
109161	Delta Tech Services Inc-Attn: J Siebels	Benicia	Solano	NA	Low	0.43	0	0.43	2023	NA	NA	NA	NA

Facility Number	Facility Name ⁽¹⁾ (1)See pp. 18-21 of the TAC Control Program Annual Report for important context regarding this data.	City	County	Rule 11-18 Ranking	AB2588 Priority Ranking	Cancer PS	Chronic PS	PS	PS Year	HRA Year	Cancer Risk (chances in a million)	Chronic Hazard Index	Acute Hazard Index
109163	Summitpointe Golf Club	Milpitas	Santa Clara	NA	Low	0.43	0	0.43	2023	NA	NA	NA	NA
109168	STATE OF CA - Dept of Transportation	Fremont	Alameda	NA	Low	0.43	0	0.43	2022	NA	NA	NA	NA
109171	CAL TRANS/San Leandro Equip Shop 4	San Leandro	Alameda	NA	Low	0.43	0	0.43	2022	NA	NA	NA	NA
109172	Mountain Shadows Golf Course	Rohnert Park	Sonoma	NA	Low	0.43	0	0.43	2023	NA	NA	NA	NA
109174	Quik Stop Market #59	Menlo Park	San Mateo	NA	Low	0.43	0	0.43	2023	NA	NA	NA	NA
109175	Vincent Roofing Co Inc	Hayward	Alameda	NA	Low	0.43	0	0.43	2023	NA	NA	NA	NA
109177	Vallejo Golf Club Inc	Vallejo	Solano	NA	Low	0.43	0	0.43	2023	NA	NA	NA	NA
109180	CC Comm College Dist-LOS MEDANOS COLLEGE	Pittsburg	Contra Costa	NA	Low	0.43	0	0.43	2022	NA	NA	NA	NA
109181	CC Comm College Dist-DIABLO VALLEY COLL	Pleasant Hill	Contra Costa	NA	Low	0.43	0	0.43	2022	NA	NA	NA	NA
109183	Burlington Northern & Sta Fe Co	Richmond	Contra Costa	NA	Low	0.43	0	0.43	2023	NA	NA	NA	NA
109191	Sonoma County Refueling Facility	Santa Rosa	Sonoma	NA	Low	0.43	0	0.43	2022	NA	NA	NA	NA
109192	College Chevron	Angwin	Napa	NA	Low	0.43	0	0.43	2022	NA	NA	NA	NA
109208	MacArthur 76	Oakland	Alameda	NA	Low	0.43	0	0.43	2023	NA	NA	NA	NA
109211	Pleasanton (Coast) Station	Pleasanton	Alameda	NA	Low	0.43	0	0.43	2022	NA	NA	NA	NA
109213	Tosco Northwest Company	Hayward	Alameda	NA	Low	0.43	0	0.43	2023	NA	NA	NA	NA
109214	Unocal #1020 --Grand Martco Inc	South San Francisco	San Mateo	NA	Low	0.43	0	0.43	2023	NA	NA	NA	NA
109221	Los Gatos Mobil	Los Gatos	Santa Clara	NA	Low	0.43	0	0.43	2023	NA	NA	NA	NA
109228	Springs Rd Chevron	Vallejo	Solano	NA	Low	0.43	0	0.43	2022	NA	NA	NA	NA
109233	Orinda Country Club	Orinda	Contra Costa	NA	Low	0.43	0	0.43	2023	NA	NA	NA	NA
109237	Happy Hollow Park - Dragon Ride Gas Tank	San Jose	Santa Clara	NA	Low	0.43	0	0.43	2022	NA	NA	NA	NA
109246	Greenwood Ranch Fire Station	Napa	Napa	NA	Low	0.43	0	0.43	2022	NA	NA	NA	NA
109250	San Ramon Shell	San Ramon	Contra Costa	NA	Low	0.43	0	0.43	2022	NA	NA	NA	NA
109255	Ruby Hill Development Joint Venture	Pleasanton	Alameda	NA	Low	0.43	0	0.43	2023	NA	NA	NA	NA
109257	Tamalpais Community Services District	Mill Valley	Marin	NA	Low	0.43	0	0.43	2023	NA	NA	NA	NA
109259	Bancroft Gas Corp	Oakland	Alameda	NA	Low	0.43	0	0.43	2022	NA	NA	NA	NA
109266	19th Ave Chevron	San Francisco	San Francisco	NA	Low	0.43	0	0.43	2023	NA	NA	NA	NA
109268	San Bruno 76	San Bruno	San Mateo	NA	Low	0.43	0	0.43	2022	NA	NA	NA	NA
109273	Tosco Facility #11101	Union City	Alameda	NA	Low	0.43	0	0.43	2023	NA	NA	NA	NA
109280	Lido Auto Care Inc	Newark	Alameda	NA	Low	0.43	0	0.43	2023	NA	NA	NA	NA
109292	Crest 76	Hayward	Alameda	NA	Low	0.43	0	0.43	2023	NA	NA	NA	NA
109298	7-Eleven Inc.	Walnut Creek	Contra Costa	NA	Low	0.43	0	0.43	2021	NA	NA	NA	NA
109300	Chevron Arthur Road	Martinez	Contra Costa	NA	Low	0.43	0	0.43	2023	NA	NA	NA	NA
109301	Danville 76	Danville	Contra Costa	NA	Low	0.43	0	0.43	2022	NA	NA	NA	NA
109309	Daly City 76	Daly City	San Mateo	NA	Low	0.43	0	0.43	2022	NA	NA	NA	NA
109316	Abbott 767	Milpitas	Santa Clara	NA	Low	0.43	0	0.43	2022	NA	NA	NA	NA
109331	7-Eleven Inc.	Oakland	Alameda	NA	Low	0.43	0	0.43	2022	NA	NA	NA	NA
109341	Avis Rent A Car Systems Inc	San Francisco	San Francisco	NA	Low	0.43	0	0.43	2022	NA	NA	NA	NA
109342	24-7 GAS & FOOD MART	Oakland	Alameda	NA	Low	0.43	0	0.43	2022	NA	NA	NA	NA
109354	BP Service Station	San Jose	Santa Clara	NA	Low	0.43	0	0.43	2023	NA	NA	NA	NA
109360	ARM Petroleum	Napa	Napa	NA	Low	0.43	0	0.43	2022	NA	NA	NA	NA
109370	Tosco Northwest Company	San Francisco	San Francisco	NA	Low	0.43	0	0.43	2023	NA	NA	NA	NA
109374	Franklin Canyon Golf Course	Hercules	Contra Costa	NA	Low	0.43	0	0.43	2023	NA	NA	NA	NA
109381	Foothill-DeAnza Community College Dist	Los Altos Hills	Santa Clara	NA	Low	0.43	0	0.43	2023	NA	NA	NA	NA
109382	Civic Center Chevron	Fremont	Alameda	NA	Low	0.43	0	0.43	2023	NA	NA	NA	NA
109383	Redwood Rd Chevron	Napa	Napa	NA	Low	0.43	0	0.43	2022	NA	NA	NA	NA
109386	Broadway Carwash	Oakland	Alameda	NA	Low	0.43	0	0.43	2022	NA	NA	NA	NA
109387	Unocal Service Station #2705727	Novato	Marin	NA	Low	0.43	0	0.43	2022	NA	NA	NA	NA
109389	Suisun Union 76	Suisun City	Solano	NA	Low	0.43	0	0.43	2022	NA	NA	NA	NA
109391	Blackhawk Development Inc	Danville	Contra Costa	NA	Low	0.43	0	0.43	2022	NA	NA	NA	NA
109400	Chevron/Tower Car Wash	San Francisco	San Francisco	NA	Low	0.43	0	0.43	2022	NA	NA	NA	NA
109402	Simply Gasoline	Fremont	Alameda	NA	Low	0.43	0	0.43	2023	NA	NA	NA	NA
109404	Saratoga Gas Company	Saratoga	Santa Clara	NA	Low	0.43	0	0.43	2023	NA	NA	NA	NA
109408	SODHI Group USA INC	Corte Madera	Marin	NA	Low	0.43	0	0.43	2022	NA	NA	NA	NA
109416	City of Santa Rosa/Reclamation Section	Santa Rosa	Sonoma	NA	Low	0.43	0	0.43	2023	NA	NA	NA	NA
109419	A & A Gas & Mart	Burlingame	San Mateo	NA	Low	0.43	0	0.43	2023	NA	NA	NA	NA
109421	San Bruno Chevron	San Bruno	San Mateo	NA	Low	0.43	0	0.43	2023	NA	NA	NA	NA
109423	Villages Golf & Country Club	San Jose	Santa Clara	NA	Low	0.43	0	0.43	2023	NA	NA	NA	NA
109424	Foster City Pro Wash	Foster City	San Mateo	NA	Low	0.43	0	0.43	2023	NA	NA	NA	NA
109426	Santa Teresa Service Station	San Jose	Santa Clara	NA	Low	0.43	0	0.43	2023	NA	NA	NA	NA
109428	Dept of Trnspt/Antioch Maintenance Stn	Antioch	Contra Costa	NA	Low	0.43	0	0.43	2023	NA	NA	NA	NA
109432	Benicia Harbor Corp ATTN: B Berkey	Benicia	Solano	NA	Low	0.43	0	0.43	2022	NA	NA	NA	NA
109433	National Park Service/GG NRA	Sausalito	Marin	NA	Low	0.43	0	0.43	2023	NA	NA	NA	NA

Facility Number	Facility Name ⁽¹⁾ (1)See pp. 18-21 of the TAC Control Program Annual Report for important context regarding this data.	City	County	Rule 11-18 Ranking	AB2588 Priority Ranking	Cancer PS	Chronic PS	PS	PS Year	HRA Year	Cancer Risk (chances in a million)	Chronic Hazard Index	Acute Hazard Index
109444	Penske Truck Leasing - ATTN: Allan Wells	South San Francisco	San Mateo	NA	Low	0.43	0	0.43	2023	NA	NA	NA	NA
109452	Grand Petroleum Inc	Hayward	Alameda	NA	Low	0.43	0	0.43	2023	NA	NA	NA	NA
109454	Contra Costa Water District	Oakley	Contra Costa	NA	Low	0.43	0	0.43	2023	NA	NA	NA	NA
109455	County of Santa Clara-Vasona Lake Park	Los Gatos	Santa Clara	NA	Low	0.43	0	0.43	2022	NA	NA	NA	NA
109457	County of Santa Clara-Coyote Lake Park	Gilroy	Santa Clara	NA	Low	0.43	0	0.43	2023	NA	NA	NA	NA
109458	County of Santa Clara-Grant Ranch	San Jose	Santa Clara	NA	Low	0.43	0	0.43	2023	NA	NA	NA	NA
109467	Milpitas Unified School District	Milpitas	Santa Clara	NA	Low	0.43	0	0.43	2023	NA	NA	NA	NA
109468	Chevron	Fairfield	Solano	NA	Low	0.43	0	0.43	2023	NA	NA	NA	NA
109472	Gate of Heaven Cemetery	Los Altos	Santa Clara	NA	Low	0.43	0	0.43	2022	NA	NA	NA	NA
109473	Lick Observatory-Mt Hamilton	San Jose	Santa Clara	NA	Low	0.43	0	0.43	2023	NA	NA	NA	NA
109474	Kirby Berkeley	Berkeley	Alameda	NA	Low	0.43	0	0.43	2023	NA	NA	NA	NA
109480	Gas & Shop	Morgan Hill	Santa Clara	NA	Low	0.43	0	0.43	2023	NA	NA	NA	NA
109487	Santa Clara Cnty Dept of Roads & Airports	San Martin	Santa Clara	NA	Low	0.43	0	0.43	2022	NA	NA	NA	NA
109492	CalTrans	Sebastopol	Sonoma	NA	Low	0.43	0	0.43	2023	NA	NA	NA	NA
109500	Meridian Chevron Auto Service	San Jose	Santa Clara	NA	Low	0.43	0	0.43	2023	NA	NA	NA	NA
109509	ARCO Facility #05369	Fremont	Alameda	NA	Low	0.43	0	0.43	2022	NA	NA	NA	NA
109513	Discovery Bay Yacht Harbor	Discovery Bay	Contra Costa	NA	Low	0.43	0	0.43	2022	NA	NA	NA	NA
109515	Chevron Station #90787	San Francisco	San Francisco	NA	Low	0.43	0	0.43	2022	NA	NA	NA	NA
109526	Alum Rock Chevron	San Jose	Santa Clara	NA	Low	0.43	0	0.43	2020	NA	NA	NA	NA
109531	Concord Police Dept /Redevelopment	Concord	Contra Costa	NA	Low	0.43	0	0.43	2022	NA	NA	NA	NA
109540	Bottomley Distributing	Milpitas	Santa Clara	NA	Low	0.43	0	0.43	2023	NA	NA	NA	NA
109547	Chevron Station #382136	Greenbrae	Marin	NA	Low	0.43	0	0.43	2022	NA	NA	NA	NA
109553	State of CA-Dept of Water Resources	Byron	Alameda	NA	Low	0.43	0	0.43	2022	NA	NA	NA	NA
109554	Tri Valley Shell #135442	Livermore	Alameda	NA	Low	0.43	0	0.43	2023	NA	NA	NA	NA
109557	Burlingame Car Wash	Burlingame	San Mateo	NA	Low	0.43	0	0.43	2023	NA	NA	NA	NA
109558	Santa Clara County - UVAS Canyon Park	Morgan Hill	Santa Clara	NA	Low	0.43	0	0.43	2023	NA	NA	NA	NA
109559	Santa Clara County - Ed Levin Park	Milpitas	Santa Clara	NA	Low	0.43	0	0.43	2023	NA	NA	NA	NA
109560	City & County of SF - Fire Prevention	San Francisco	San Francisco	NA	Low	0.43	0	0.43	2023	NA	NA	NA	NA
109561	Central Gas San Jose	San Jose	Santa Clara	NA	Low	0.43	0	0.43	2023	NA	NA	NA	NA
109562	Cal West Rentals INC	Petaluma	Sonoma	NA	Low	0.43	0	0.43	2023	NA	NA	NA	NA
109566	Flamingo 76	Santa Rosa	Sonoma	NA	Low	0.43	0	0.43	2023	NA	NA	NA	NA
109570	City of Santa Rosa - MSC North	Santa Rosa	Sonoma	NA	Low	0.43	0	0.43	2023	NA	NA	NA	NA
109571	Marsh Road Chevron	Mentlo Park	San Mateo	NA	Low	0.43	0	0.43	2023	NA	NA	NA	NA
109577	Dublin Federal Prison	Dublin	Alameda	NA	Low	0.43	0	0.43	2023	NA	NA	NA	NA
109579	Husary's 76	Sebastopol	Sonoma	NA	Low	0.43	0	0.43	2023	NA	NA	NA	NA
109586	Lone Tree Shell	Antioch	Contra Costa	NA	Low	0.43	0	0.43	2023	NA	NA	NA	NA
109592	Clayton Car Wash	Concord	Contra Costa	NA	Low	0.43	0	0.43	2022	NA	NA	NA	NA
109597	Byron Bethany Irrigation District	Byron	Contra Costa	NA	Low	0.43	0	0.43	2023	NA	NA	NA	NA
109598	Harder Road Beacon	Hayward	Alameda	NA	Low	0.43	0	0.43	2023	NA	NA	NA	NA
109603	City of El Cerrito attn: Public Works	El Cerrito	Contra Costa	NA	Low	0.43	0	0.43	2022	NA	NA	NA	NA
109607	Dept of Transportation	Napa	Napa	NA	Low	0.43	0	0.43	2022	NA	NA	NA	NA
109608	El Monte RV Center (Attn: Don Price)	Dublin	Alameda	NA	Low	0.43	0	0.43	2022	NA	NA	NA	NA
109613	Bill's Valero	Sebastopol	Sonoma	NA	Low	0.43	0	0.43	2022	NA	NA	NA	NA
109614	Costco Wholesale #129	Santa Clara	Santa Clara	NA	Low	0.43	0	0.43	2022	NA	NA	NA	NA
109618	New Haven School District-Corp Yard	Union City	Alameda	NA	Low	0.43	0	0.43	2023	NA	NA	NA	NA
109622	Rank Quickserve	San Francisco	San Francisco	NA	Low	0.43	0	0.43	2023	NA	NA	NA	NA
109626	Bridgehead Chevron SS #9-3801	Antioch	Contra Costa	NA	Low	0.43	0	0.43	2022	NA	NA	NA	NA
109629	World Oil Marketing	San Jose	Santa Clara	NA	Low	0.43	0	0.43	2023	NA	NA	NA	NA
109631	J & R Gas and Mini Mart	Vallejo	Solano	NA	Low	0.43	0	0.43	2022	NA	NA	NA	NA
109634	Foster City Corp Yard - Kurt Zander	Foster City	San Mateo	NA	Low	0.43	0	0.43	2023	NA	NA	NA	NA
109635	Mt Diablo Unified School District	Concord	Contra Costa	NA	Low	0.43	0	0.43	2022	NA	NA	NA	NA
109636	City of Pinole-Waste Water Facility	Pinole	Contra Costa	NA	Low	0.43	0	0.43	2023	NA	NA	NA	NA
109637	Bayside Properties LLC	Fremont	Alameda	NA	Low	0.43	0	0.43	2023	NA	NA	NA	NA
109646	City of Oakland/Fire Station #1	Oakland	Alameda	NA	Low	0.43	0	0.43	2023	NA	NA	NA	NA
109648	Jefferson Car Wash Inc	Napa	Napa	NA	Low	0.43	0	0.43	2022	NA	NA	NA	NA
109651	5 star Gas & Diesel	Colma	San Mateo	NA	Low	0.43	0	0.43	2022	NA	NA	NA	NA
109652	Dougherty Road Shell	Dublin	Alameda	NA	Low	0.43	0	0.43	2022	NA	NA	NA	NA
109657	Tosco - Unocal #4848	Sunnyvale	Santa Clara	NA	Low	0.43	0	0.43	2023	NA	NA	NA	NA
109660	Chevron #6817	Pleasant Hill	Contra Costa	NA	Low	0.43	0	0.43	2022	NA	NA	NA	NA
109662	Fast & Easy Mart	Benicia	Solano	NA	Low	0.43	0	0.43	2022	NA	NA	NA	NA
109667	Town of Fairfax	Fairfax	Marin	NA	Low	0.43	0	0.43	2022	NA	NA	NA	NA
109668	Balch Petroleum	Milpitas	Santa Clara	NA	Low	0.43	0	0.43	2023	NA	NA	NA	NA
109673	City of Millbrae	Millbrae	San Mateo	NA	Low	0.43	0	0.43	2023	NA	NA	NA	NA
109676	Foothill National	San Leandro	Alameda	NA	Low	0.43	0	0.43	2022	NA	NA	NA	NA

Facility Number	Facility Name ⁽¹⁾ (1)See pp. 18-21 of the TAC Control Program Annual Report for important context regarding this data.	City	County	Rule 11-18 Ranking	AB2588 Priority Ranking	Cancer PS	Chronic PS	PS	PS Year	HRA Year	Cancer Risk (chances in a million)	Chronic Hazard Index	Acute Hazard Index
109681	San Ramon Valley FPD Station #31	Danville	Contra Costa	NA	Low	0.43	0	0.43	2022	NA	NA	NA	NA
109686	Lee's Imperial Welding Inc	Fremont	Alameda	NA	Low	0.43	0	0.43	2022	NA	NA	NA	NA
109688	Mount Tamalpais State Park	Mill Valley	Marin	NA	Low	0.43	0	0.43	2022	NA	NA	NA	NA
109689	Samuel P. Taylor State Park	Lagunitas	Marin	NA	Low	0.43	0	0.43	2022	NA	NA	NA	NA
109692	Strawberry Gas	Mill Valley	Marin	NA	Low	0.43	0	0.43	2023	NA	NA	NA	NA
109701	Hilltop Foodmart	Richmond	Contra Costa	NA	Low	0.43	0	0.43	2023	NA	NA	NA	NA
109704	ARCO Facility #06157	San Rafael	Marin	NA	Low	0.43	0	0.43	2023	NA	NA	NA	NA
109706	Woodlawn Memorial Park	Colma	San Mateo	NA	Low	0.43	0	0.43	2023	NA	NA	NA	NA
109710	City of Walnut Creek-Boundary Oaks Golf	Walnut Creek	Contra Costa	NA	Low	0.43	0	0.43	2023	NA	NA	NA	NA
109714	Fairfield Chevron	Fairfield	Solano	NA	Low	0.43	0	0.43	2023	NA	NA	NA	NA
109718	National Petroleum M - H	Vallejo	Solano	NA	Low	0.43	0	0.43	2019	NA	NA	NA	NA
109720	Sugar Barge Marina	Bethel Island	Contra Costa	NA	Low	0.43	0	0.43	2022	NA	NA	NA	NA
109725	Market Street Shell #135692	Oakland	Alameda	NA	Low	0.43	0	0.43	2023	NA	NA	NA	NA
109726	Golden Gate Petroleum	El Sobrante	Contra Costa	NA	Low	0.43	0	0.43	2023	NA	NA	NA	NA
109727	The Southland 7-Eleven SS#32181	Oakland	Alameda	NA	Low	0.43	0	0.43	2023	NA	NA	NA	NA
109728	Southland 7-Eleven SS# 32180	Suisun City	Solano	NA	Low	0.43	0	0.43	2023	NA	NA	NA	NA
109731	San Ramon Valley FPD STA #34	San Ramon	Contra Costa	NA	Low	0.43	0	0.43	2022	NA	NA	NA	NA
109732	Unocal #1063	San Francisco	San Francisco	NA	Low	0.43	0	0.43	2023	NA	NA	NA	NA
109734	Palo Alto Unified School District	Palo Alto	Santa Clara	NA	Low	0.43	0	0.43	2023	NA	NA	NA	NA
109735	Bonfare Market	Fairfield	Solano	NA	Low	0.43	0	0.43	2022	NA	NA	NA	NA
109737	CalTrans - Cupertino	Cupertino	Santa Clara	NA	Low	0.43	0	0.43	2023	NA	NA	NA	NA
109745	7-Eleven Inc #32235	Martinez	Contra Costa	NA	Low	0.43	0	0.43	2022	NA	NA	NA	NA
109748	Costco Wholesale #41	Santa Rosa	Sonoma	NA	Low	0.43	0	0.43	2022	NA	NA	NA	NA
109750	Matt and Jeff's Car Wash	Novato	Marin	NA	Low	0.43	0	0.43	2022	NA	NA	NA	NA
109751	Shanks Chevron	Brentwood	Contra Costa	NA	Low	0.43	0	0.43	2023	NA	NA	NA	NA
109755	State of CA - Dept of Transportation	Hercules	Contra Costa	NA	Low	0.43	0	0.43	2022	NA	NA	NA	NA
109756	BMW of San Francisco	San Francisco	San Francisco	NA	Low	0.43	0	0.43	2023	NA	NA	NA	NA
109761	H&S Energy Products LLC #3047 - Chevron	Pittsburg	Contra Costa	NA	Low	0.43	0	0.43	2023	NA	NA	NA	NA
109762	H&S Energy Products LLC #3045 - Chevron	Bay Point	Contra Costa	NA	Low	0.43	0	0.43	2023	NA	NA	NA	NA
109763	H&S Energy Products LLC #3048 - Chevron	Suisun City	Solano	NA	Low	0.43	0	0.43	2023	NA	NA	NA	NA
109764	Doubletime Hayward	Hayward	Alameda	NA	Low	0.43	0	0.43	2023	NA	NA	NA	NA
109766	Chevron Products Company	San Ramon	Contra Costa	NA	Low	0.43	0	0.43	2023	NA	NA	NA	NA
109767	Sa Ngasilpa #257384	San Rafael	Marin	NA	Low	0.43	0	0.43	2023	NA	NA	NA	NA
109768	Benicia Unified School District	Benicia	Solano	NA	Low	0.43	0	0.43	2022	NA	NA	NA	NA
109781	Las Positas Golf Course (Jeff Shafer)	Livermore	Alameda	NA	Low	0.43	0	0.43	2023	NA	NA	NA	NA
109783	Contra Costa County Fire Station #69	El Sobrante	Contra Costa	NA	Low	0.43	0	0.43	2022	NA	NA	NA	NA
109787	Pacifica Chevron	Pacifica	San Mateo	NA	Low	0.43	0	0.43	2022	NA	NA	NA	NA
109790	Shell of Alameda	Alameda	Alameda	NA	Low	0.43	0	0.43	2021	NA	NA	NA	NA
109797	United Rentals Branch 606	San Francisco	San Francisco	NA	Low	0.43	0	0.43	2022	NA	NA	NA	NA
109805	San Francisco Fire Dept. Station 18	San Francisco	San Francisco	NA	Low	0.43	0	0.43	2022	NA	NA	NA	NA
109810	Montague Valero	San Jose	Santa Clara	NA	Low	0.43	0	0.43	2023	NA	NA	NA	NA
109813	Capitol Nissan	San Jose	Santa Clara	NA	Low	0.43	0	0.43	2023	NA	NA	NA	NA
109814	Dept of Transportation Redwood City MS	Redwood City	San Mateo	NA	Low	0.43	0	0.43	2023	NA	NA	NA	NA
109815	Olompali State Historic Park	Novato	Marin	NA	Low	0.43	0	0.43	2023	NA	NA	NA	NA
109816	China Camp State Park	San Rafael	Marin	NA	Low	0.43	0	0.43	2021	NA	NA	NA	NA
109819	Quik Stop #35	Santa Rosa	Sonoma	NA	Low	0.43	0	0.43	2023	NA	NA	NA	NA
109821	Richmond Chevron	Richmond	Contra Costa	NA	Low	0.43	0	0.43	2022	NA	NA	NA	NA
109825	Livermore Gas Mart	Livermore	Alameda	NA	Low	0.43	0	0.43	2023	NA	NA	NA	NA
109826	Department of Transportation	Mill Valley	Marin	NA	Low	0.43	0	0.43	2023	NA	NA	NA	NA
109831	Valero Gas & Food	San Leandro	Alameda	NA	Low	0.43	0	0.43	2022	NA	NA	NA	NA
109842	University of CA-Richmond Field Station	Richmond	Contra Costa	NA	Low	0.43	0	0.43	2022	NA	NA	NA	NA
109843	Petro Fuel	Santa Clara	Santa Clara	NA	Low	0.43	0	0.43	2022	NA	NA	NA	NA
109844	Holy Cross Cemetery	Colma	San Mateo	NA	Low	0.43	0	0.43	2022	NA	NA	NA	NA
109845	Kacee's World of Water	Rohnert Park	Sonoma	NA	Low	0.43	0	0.43	2022	NA	NA	NA	NA
109852	Redwood Oil Company dba Point Reyes Station	Point Reyes Station	Marin	NA	Low	0.43	0	0.43	2022	NA	NA	NA	NA
109856	Rooster Run Golf Course	Petaluma	Sonoma	NA	Low	0.43	0	0.43	2023	NA	NA	NA	NA
109860	Michael Paul Company	Petaluma	Sonoma	NA	Low	0.43	0	0.43	2023	NA	NA	NA	NA
109865	Alamo Rent-A-Car	San Francisco	San Francisco	NA	Low	0.43	0	0.43	2023	NA	NA	NA	NA
109882	Gazos Creek Alliance	Pescadero	San Mateo	NA	Low	0.43	0	0.43	2023	NA	NA	NA	NA
109884	Twin Peaks Car Care	San Francisco	San Francisco	NA	Low	0.43	0	0.43	2022	NA	NA	NA	NA
109885	City of Campbell Police Station	Campbell	Santa Clara	NA	Low	0.43	0	0.43	2023	NA	NA	NA	NA
109891	East Bay Municipal Utility Dist	Oakland	Alameda	NA	Low	0.43	0	0.43	2022	NA	NA	NA	NA
109895	Chevron Station #207673ny	Milpitas	Santa Clara	NA	Low	0.43	0	0.43	2022	NA	NA	NA	NA

Facility Number	Facility Name ⁽¹⁾ (1)See pp. 18-21 of the TAC Control Program Annual Report for important context regarding this data.	City	County	Rule 11-18 Ranking	AB2588 Priority Ranking	Cancer PS	Chronic PS	PS	PS Year	HRA Year	Cancer Risk (chances in a million)	Chronic Hazard Index	Acute Hazard Index
109899	Costco Wholesale #423	Sunnyvale	Santa Clara	NA	Low	0.43	0	0.43	2022	2019	2.8	0	NA
109901	Chevron #91338	Martinez	Contra Costa	NA	Low	0.43	0	0.43	2023	NA	NA	NA	NA
109902	Claire's LLC/Balch Land	San Jose	Santa Clara	NA	Low	0.43	0	0.43	2023	NA	NA	NA	NA
109903	OFD Fire Station #2	Oakland	Alameda	NA	Low	0.43	0	0.43	2023	NA	NA	NA	NA
109908	Silver Gas	San Francisco	San Francisco	NA	Low	0.43	0	0.43	2022	NA	NA	NA	NA
109913	San Jose Water Company	San Jose	Santa Clara	NA	Low	0.43	0	0.43	2022	NA	NA	NA	NA
109915	O C Jones and Sons Construction	Berkeley	Alameda	NA	Low	0.43	0	0.43	2022	NA	NA	NA	NA
109918	Hertz Rent-A-Car	Burlingame	San Mateo	NA	Low	0.43	0	0.43	2022	NA	NA	NA	NA
109919	Wattis Construction Co Inc	San Jose	Santa Clara	NA	Low	0.43	0	0.43	2022	NA	NA	NA	NA
109923	Fisherman's Wharf Gas & Services	San Francisco	San Francisco	NA	Low	0.43	0	0.43	2023	NA	NA	NA	NA
109924	76 Gas Station	San Jose	Santa Clara	NA	Low	0.43	0	0.43	2023	NA	NA	NA	NA
109925	Fast Lane Fuels	San Leandro	Alameda	NA	Low	0.43	0	0.43	2022	NA	NA	NA	NA
109930	Moorpark Valero	San Jose	Santa Clara	NA	Low	0.43	0	0.43	2022	NA	NA	NA	NA
109939	Bay Area Oil #255898 dba 76 Station	Pacifica	San Mateo	NA	Low	0.43	0	0.43	2022	NA	NA	NA	NA
109943	Store #58356	San Leandro	Alameda	NA	Low	0.43	0	0.43	2022	NA	NA	NA	NA
109944	City of Novato - Corporation Yard	Novato	Marin	NA	Low	0.43	0	0.43	2022	NA	NA	NA	NA
109945	Gustavo Greco #250915	Redwood City	San Mateo	NA	Low	0.43	0	0.43	2023	NA	NA	NA	NA
109946	Skywalker Properties	Nicasio	Marin	NA	Low	0.43	0	0.43	2022	NA	NA	NA	NA
109947	Capitol Premier Carwash	San Jose	Santa Clara	NA	Low	0.43	0	0.43	2023	NA	NA	NA	NA
109952	Southland 7-Eleven Store #32305	Antioch	Contra Costa	NA	Low	0.43	0	0.43	2022	NA	NA	NA	NA
109954	Grant Corp Yard	Redwood City	San Mateo	NA	Low	0.43	0	0.43	2023	NA	NA	NA	NA
109956	City of Antioch Corporate Yard	Antioch	Contra Costa	NA	Low	0.43	0	0.43	2023	NA	NA	NA	NA
109957	H&S Energy Products LLC #3001 - Chevron	Santa Rosa	Sonoma	NA	Low	0.43	0	0.43	2023	NA	NA	NA	NA
109958	Hannah Boys Center	Sonoma	Sonoma	NA	Low	0.43	0	0.43	2022	NA	NA	NA	NA
109963	City of Petaluma Corp Yard	Petaluma	Sonoma	NA	Low	0.43	0	0.43	2022	NA	NA	NA	NA
109964	City of Petaluma Water Dept	Petaluma	Sonoma	NA	Low	0.43	0	0.43	2022	NA	NA	NA	NA
109965	Recology San Francisco	San Francisco	San Francisco	NA	Low	0.43	0	0.43	2023	NA	NA	NA	NA
109966	Golden State Carpet - Attn: Shay Henson	Concord	Contra Costa	NA	Low	0.43	0	0.43	2022	NA	NA	NA	NA
109974	More For Less	Calistoga	Napa	NA	Low	0.43	0	0.43	2023	NA	NA	NA	NA
109975	More for Less	Half Moon Bay	San Mateo	NA	Low	0.43	0	0.43	2023	NA	NA	NA	NA
109987	St Mary's College	Moraga	Contra Costa	NA	Low	0.43	0	0.43	2023	NA	NA	NA	NA
109990	Chevron Station #20-7010	Richmond	Contra Costa	NA	Low	0.43	0	0.43	2023	NA	NA	NA	NA
109991	Palo Alto Chevron	Palo Alto	Santa Clara	NA	Low	0.43	0	0.43	2022	NA	NA	NA	NA
109993	OFD Fire Station #20	Oakland	Alameda	NA	Low	0.43	0	0.43	2023	NA	NA	NA	NA
109994	OFD Fire Station #3	Oakland	Alameda	NA	Low	0.43	0	0.43	2023	NA	NA	NA	NA
109995	OFD Fire Station	Oakland	Alameda	NA	Low	0.43	0	0.43	2023	NA	NA	NA	NA
109996	Cat Trans	Woodside	San Mateo	NA	Low	0.43	0	0.43	2023	NA	NA	NA	NA
109998	Portola Food and Liquor	Livermore	Alameda	NA	Low	0.43	0	0.43	2022	NA	NA	NA	NA
110021	West San Carlos Gas	San Jose	Santa Clara	NA	Low	0.43	0	0.43	2022	NA	NA	NA	NA
110024	Chevron Bayshore	Daly City	San Mateo	NA	Low	0.43	0	0.43	2022	NA	NA	NA	NA
110029	West College Gas & Mart	Santa Rosa	Sonoma	NA	Low	0.43	0	0.43	2022	NA	NA	NA	NA
110033	CHEVRON SS #9-1081	East Palo Alto	San Mateo	NA	Low	0.43	0	0.43	2023	NA	NA	NA	NA
110034	Chevron Inc #2060	Morgan Hill	Santa Clara	NA	Low	0.43	0	0.43	2023	NA	NA	NA	NA
110040	24/7 MLK	Oakland	Alameda	NA	Low	0.43	0	0.43	2023	NA	NA	NA	NA
110121	Unocal SS #6230	Gilroy	Santa Clara	NA	Low	0.43	0	0.43	2023	NA	NA	NA	NA
110134	Dublin Chevron	Dublin	Alameda	NA	Low	0.43	0	0.43	2023	NA	NA	NA	NA
110158	Marathon Gilroy	Gilroy	Santa Clara	NA	Low	0.43	0	0.43	2023	NA	NA	NA	NA
110166	Mission Pass Shell	Fremont	Alameda	NA	Low	0.43	0	0.43	2023	NA	NA	NA	NA
110168	Hertz Rent-A-Car	San Francisco	San Francisco	NA	Low	0.43	0	0.43	2023	NA	NA	NA	NA
110197	H&S Energy Products LLC #3046	Brentwood	Contra Costa	NA	Low	0.43	0	0.43	2022	NA	NA	NA	NA
110201	Lincoln 76	San Francisco	San Francisco	NA	Low	0.43	0	0.43	2021	NA	NA	NA	NA
110203	Blossom Hill	San Jose	Santa Clara	NA	Low	0.43	0	0.43	2023	NA	NA	NA	NA
110209	Speedway No. 4866	Oakland	Alameda	NA	Low	0.43	0	0.43	2023	NA	NA	NA	NA
110284	Bayside Petroleum	Sunnyvale	Santa Clara	NA	Low	0.43	0	0.43	2021	NA	NA	NA	NA
110294	MacArthur Valero Gas	Oakland	Alameda	NA	Low	0.43	0	0.43	2023	NA	NA	NA	NA
110351	Golden 7 Quick Stop	Richmond	Contra Costa	NA	Low	0.43	0	0.43	2022	NA	NA	NA	NA
110354	7- Eleven Inc. #37948	Richmond	Contra Costa	NA	Low	0.43	0	0.43	2022	NA	NA	NA	NA
110359	Mission Valero	Fremont	Alameda	NA	Low	0.43	0	0.43	2023	NA	NA	NA	NA
110361	Valero Refining Co SS#7399	Pleasanton	Alameda	NA	Low	0.43	0	0.43	2022	NA	NA	NA	NA
110362	San Pablo Valero	San Pablo	Contra Costa	NA	Low	0.43	0	0.43	2022	NA	NA	NA	NA
110366	Kakson Enterprises Inc.	San Jose	Santa Clara	NA	Low	0.43	0	0.43	2023	NA	NA	NA	NA
110368	Valero Refining Co SS#7760	San Jose	Santa Clara	NA	Low	0.43	0	0.43	2022	NA	NA	NA	NA
110370	Mathilda Valero	Sunnyvale	Santa Clara	NA	Low	0.43	0	0.43	2023	NA	NA	NA	NA
110375	Hesperian Gas Inc	Hayward	Alameda	NA	Low	0.43	0	0.43	2023	NA	NA	NA	NA
110378	Valero Refining Co SS#7567	Pleasanton	Alameda	NA	Low	0.43	0	0.43	2020	NA	NA	NA	NA
110380	7- Eleven Inc. #38011	Vallejo	Solano	NA	Low	0.43	0	0.43	2022	NA	NA	NA	NA
110386	7- Eleven Inc. #37994	Pinole	Contra Costa	NA	Low	0.43	0	0.43	2023	NA	NA	NA	NA

Facility Number	Facility Name ⁽¹⁾ (1)See pp. 18-21 of the TAC Control Program Annual Report for important context regarding this data.	City	County	Rule 11-18 Ranking	AB2588 Priority Ranking	Cancer PS	Chronic PS	PS	PS Year	HRA Year	Cancer Risk (chances in a million)	Chronic Hazard Index	Acute Hazard Index
110387	First Street Fuel and Food Gawfco Enterprises Inc.	San Jose	Santa Clara	NA	Low	0.43	0	0.43	2023	NA	NA	NA	NA
110390	Valero Refining Company	San Jose	Santa Clara	NA	Low	0.43	0	0.43	2022	NA	NA	NA	NA
110396	7- Eleven Inc. #37953	San Jose	Santa Clara	NA	Low	0.43	0	0.43	2023	NA	NA	NA	NA
110420	Moffett Valero	Mountain View	Santa Clara	NA	Low	0.43	0	0.43	2023	NA	NA	NA	NA
110421	Foster City Valero	Foster City	San Mateo	NA	Low	0.43	0	0.43	2023	NA	NA	NA	NA
110423	7- Eleven Inc. #37952	Martinez	Contra Costa	NA	Low	0.43	0	0.43	2023	NA	NA	NA	NA
110426	Valero Refining Co SS#7277	Santa Rosa	Sonoma	NA	Low	0.43	0	0.43	2023	NA	NA	NA	NA
110427	AMG Petroleum Inc	Santa Rosa	Sonoma	NA	Low	0.43	0	0.43	2023	NA	NA	NA	NA
110436	Bigge Crane and Rigging Co	San Leandro	Alameda	NA	Low	0.43	0	0.43	2022	NA	NA	NA	NA
110439	BestAuto Care Inc	San Francisco	San Francisco	NA	Low	0.43	0	0.43	2022	NA	NA	NA	NA
110440	Sonoma Petroleum Inc	Vallejo	Solano	NA	Low	0.43	0	0.43	2022	NA	NA	NA	NA
110449	Berkeley Marine Center	Berkeley	Alameda	NA	Low	0.43	0	0.43	2022	NA	NA	NA	NA
110458	Auto Pride Car Wash	San Jose	Santa Clara	NA	Low	0.43	0	0.43	2022	NA	NA	NA	NA
110462	Salkhi Petroleum Inc	South San Francisco	San Mateo	NA	Low	0.43	0	0.43	2023	NA	NA	NA	NA
110463	The Garlic Farm Center	Gilroy	Santa Clara	NA	Low	0.43	0	0.43	2023	NA	NA	NA	NA
110471	Salvador Chevron	Napa	Napa	NA	Low	0.43	0	0.43	2022	NA	NA	NA	NA
110476	Laraty Fuel LLC	Alameda	Alameda	NA	Low	0.43	0	0.43	2023	NA	NA	NA	NA
110493	Foxworthy Gas	San Jose	Santa Clara	NA	Low	0.43	0	0.43	2023	NA	NA	NA	NA
110497	Millbrae Gas and Food	Millbrae	San Mateo	NA	Low	0.43	0	0.43	2023	NA	NA	NA	NA
110512	Walnut Creek Valero	Walnut Creek	Contra Costa	NA	Low	0.43	0	0.43	2023	NA	NA	NA	NA
110513	Fuel 24:7 @ Westborough	South San Francisco	San Mateo	NA	Low	0.43	0	0.43	2023	NA	NA	NA	NA
110514	Sullivan Ave Gas	Daly City	San Mateo	NA	Low	0.43	0	0.43	2022	NA	NA	NA	NA
110515	Fuel 24:7 @ Lombard	San Francisco	San Francisco	NA	Low	0.43	0	0.43	2022	NA	NA	NA	NA
110516	24/7 Northgate	San Rafael	Marin	NA	Low	0.43	0	0.43	2023	NA	NA	NA	NA
110518	Central Valero	Richmond	Contra Costa	NA	Low	0.43	0	0.43	2022	NA	NA	NA	NA
110524	University Vallero	Berkeley	Alameda	NA	Low	0.43	0	0.43	2023	NA	NA	NA	NA
110529	Platinum Inc	Santa Clara	Santa Clara	NA	Low	0.43	0	0.43	2022	NA	NA	NA	NA
110532	Moraga Petroleum Inc	Moraga	Contra Costa	NA	Low	0.43	0	0.43	2022	NA	NA	NA	NA
110536	Byron Mini Mart	Byron	Contra Costa	NA	Low	0.43	0	0.43	2022	NA	NA	NA	NA
110544	Texas Petroleum Inc dba West Texas Gas	Fairfield	Solano	NA	Low	0.43	0	0.43	2023	NA	NA	NA	NA
110546	Valero	Oakland	Alameda	NA	Low	0.43	0	0.43	2020	NA	NA	NA	NA
110553	Andy's Valero	Fremont	Alameda	NA	Low	0.43	0	0.43	2022	NA	NA	NA	NA
110554	Whitey's TBA Inc DBA	Rohnert Park	Sonoma	NA	Low	0.43	0	0.43	2022	NA	NA	NA	NA
110556	Whitey's TBA Inc DBA	Petaluma	Sonoma	NA	Low	0.43	0	0.43	2023	NA	NA	NA	NA
110557	Roneer Enterprises Inc	Danville	Contra Costa	NA	Low	0.43	0	0.43	2022	NA	NA	NA	NA
110558	FHDA Fuel Inc	Alameda	Alameda	NA	Low	0.43	0	0.43	2023	NA	NA	NA	NA
110560	Hub Valero	Fremont	Alameda	NA	Low	0.43	0	0.43	2023	NA	NA	NA	NA
110561	Vinod Chand Bansal Inc	Redwood City	San Mateo	NA	Low	0.43	0	0.43	2023	NA	NA	NA	NA
110566	Andary's Enterprise	Fremont	Alameda	NA	Low	0.43	0	0.43	2023	NA	NA	NA	NA
110572	Andarys Enterprise Inc	Newark	Alameda	NA	Low	0.43	0	0.43	2023	NA	NA	NA	NA
110573	Auto City Food Mart	San Francisco	San Francisco	NA	Low	0.43	0	0.43	2023	NA	NA	NA	NA
110576	Herc Rentals	Corte Madera	Marin	NA	Low	0.43	0	0.43	2022	NA	NA	NA	NA
110583	Fast Gas & Market	Santa Rosa	Sonoma	NA	Low	0.43	0	0.43	2022	NA	NA	NA	NA
110587	Mission 76	Fremont	Alameda	NA	Low	0.43	0	0.43	2022	NA	NA	NA	NA
110589	Mobil	Santa Clara	Santa Clara	NA	Low	0.43	0	0.43	2022	NA	NA	NA	NA
110592	Sunstate Equipment Co	Fremont	Alameda	NA	Low	0.43	0	0.43	2023	NA	NA	NA	NA
110593	SSR Group Inc.	San Ramon	Contra Costa	NA	Low	0.43	0	0.43	2022	NA	NA	NA	NA
110594	Valero Refining Co SS#7624	Santa Clara	Santa Clara	NA	Low	0.43	0	0.43	2022	NA	NA	NA	NA
110595	Valero Refining Co #7249	Rohnert Park	Sonoma	NA	Low	0.43	0	0.43	2022	NA	NA	NA	NA
110597	Safeway Store #1257	Livermore	Alameda	NA	Low	0.43	0	0.43	2023	NA	NA	NA	NA
110598	Safeway Store # 1917	Byron	Contra Costa	NA	Low	0.43	0	0.43	2022	NA	NA	NA	NA
110602	Cutting Arco & Food Mart	Richmond	Contra Costa	NA	Low	0.43	0	0.43	2022	NA	NA	NA	NA
110603	Richmond Gas & Food Mart	Richmond	Contra Costa	NA	Low	0.43	0	0.43	2022	NA	NA	NA	NA
110607	Danville Gas & Car Wash	Danville	Contra Costa	NA	Low	0.43	0	0.43	2022	NA	NA	NA	NA
110608	Valero Refining Co SS#7263	San Jose	Santa Clara	NA	Low	0.43	0	0.43	2022	NA	NA	NA	NA
110609	Pacific Racing Association/GGF	Albany	Alameda	NA	Low	0.43	0	0.43	2023	NA	NA	NA	NA
110611	Ishaq Trading Corp	Napa	Napa	NA	Low	0.43	0	0.43	2023	NA	NA	NA	NA
110623	Woodside Gas & Shop	Redwood City	San Mateo	NA	Low	0.43	0	0.43	2023	NA	NA	NA	NA
110624	Beacon 552	Santa Clara	Santa Clara	NA	Low	0.43	0	0.43	2022	NA	NA	NA	NA
110627	BJES Enterprises	Santa Rosa	Sonoma	NA	Low	0.43	0	0.43	2022	NA	NA	NA	NA
110628	H&S Energy Products LLC #3056 - Chevron	Vallejo	Solano	NA	Low	0.43	0	0.43	2023	NA	NA	NA	NA
110635	B & W Petroleum 110	Corte Madera	Marin	NA	Low	0.43	0	0.43	2022	NA	NA	NA	NA
110637	Lexus of Marin Attn: P Terrel	San Rafael	Marin	NA	Low	0.43	0	0.43	2023	NA	NA	NA	NA
110640	Novato Shell	Novato	Marin	NA	Low	0.43	0	0.43	2022	NA	NA	NA	NA

Facility Number	Facility Name ⁽¹⁾ (1)See pp. 18-21 of the TAC Control Program Annual Report for important context regarding this data.	City	County	Rule 11-18 Ranking	AB2588 Priority Ranking	Cancer PS	Chronic PS	PS	PS Year	HRA Year	Cancer Risk (chances in a million)	Chronic Hazard Index	Acute Hazard Index
110641	San Ramon Fire Station #30	San Ramon	Contra Costa	NA	Low	0.43	0	0.43	2022	NA	NA	NA	NA
110642	1000 Richmond Petroleum Inc	Richmond	Contra Costa	NA	Low	0.43	0	0.43	2023	NA	NA	NA	NA
110645	Bonfare Markets	Concord	Contra Costa	NA	Low	0.43	0	0.43	2022	NA	NA	NA	NA
110646	Bonfare Markets	Vallejo	Solano	NA	Low	0.43	0	0.43	2022	NA	NA	NA	NA
110647	Great Gas	Los Gatos	Santa Clara	NA	Low	0.43	0	0.43	2023	NA	NA	NA	NA
110650	ARCO Facility #0276	Oakland	Alameda	NA	Low	0.43	0	0.43	2023	NA	NA	NA	NA
110651	ARCO Facility #00306	Redwood City	San Mateo	NA	Low	0.43	0	0.43	2023	NA	NA	NA	NA
110657	ARCO Facility #00465	Daly City	San Mateo	NA	Low	0.43	0	0.43	2022	NA	NA	NA	NA
110662	ARCO Facility #00524	Mill Valley	Marin	NA	Low	0.43	0	0.43	2023	NA	NA	NA	NA
110663	ARCO Facility #07084	Sunnyvale	Santa Clara	NA	Low	0.43	0	0.43	2023	NA	NA	NA	NA
110664	ARCO Facility #00566	San Francisco	San Francisco	NA	Low	0.43	0	0.43	2023	NA	NA	NA	NA
110666	ARCO Facility #00743	San Bruno	San Mateo	NA	Low	0.43	0	0.43	2023	NA	NA	NA	NA
110669	ARCO Facility #02074	San Jose	Santa Clara	NA	Low	0.43	0	0.43	2023	NA	NA	NA	NA
110671	ARCO Facility #02111	San Leandro	Alameda	NA	Low	0.43	0	0.43	2022	NA	NA	NA	NA
110674	ARCO Facility #02121	Milpitas	Santa Clara	NA	Low	0.43	0	0.43	2022	NA	NA	NA	NA
110677	ARCO Facility #02152	Castro Valley	Alameda	NA	Low	0.43	0	0.43	2022	NA	NA	NA	NA
110679	ARCO Facility #02155	San Jose	Santa Clara	NA	Low	0.43	0	0.43	2023	NA	NA	NA	NA
110680	ARCO Facility #02162	San Leandro	Alameda	NA	Low	0.43	0	0.43	2022	NA	NA	NA	NA
110682	ARCO Facility #06139	Foster City	San Mateo	NA	Low	0.43	0	0.43	2023	NA	NA	NA	NA
110684	ARCO Facility #06148	Oakland	Alameda	NA	Low	0.43	0	0.43	2023	NA	NA	NA	NA
110686	Speedway No. 1497	Hayward	Alameda	NA	Low	0.43	0	0.43	2023	NA	NA	NA	NA
110687	Speedway No. 6693	San Jose	Santa Clara	NA	Low	0.43	0	0.43	2023	NA	NA	NA	NA
110689	Speedway No. 4068	San Jose	Santa Clara	NA	Low	0.43	0	0.43	2023	NA	NA	NA	NA
110692	Hertz QTA Facility	Oakland	Alameda	NA	Low	0.43	0	0.43	2023	NA	NA	NA	NA
110695	South City Shell	South San Francisco	San Mateo	NA	Low	0.43	0	0.43	2023	NA	NA	NA	NA
110697	World Oil	Concord	Contra Costa	NA	Low	0.43	0	0.43	2022	NA	NA	NA	NA
110698	Costco Gasoline #659	Rohnert Park	Sonoma	NA	Low	0.43	0	0.43	2023	NA	NA	NA	NA
110701	Bonfare Markets	Concord	Contra Costa	NA	Low	0.43	0	0.43	2023	NA	NA	NA	NA
110702	Solano Valero	Concord	Contra Costa	NA	Low	0.43	0	0.43	2023	NA	NA	NA	NA
110703	Speedway No. 4149	San Jose	Santa Clara	NA	Low	0.43	0	0.43	2023	NA	NA	NA	NA
110704	Herc Rentals	Livermore	Alameda	NA	Low	0.43	0	0.43	2023	NA	NA	NA	NA
110707	Jam Energy Inc. DBA Wisemans Valero	Santa Rosa	Sonoma	NA	Low	0.43	0	0.43	2023	NA	NA	NA	NA
110709	Costco Wholesale #453	Fairfield	Solano	NA	Low	0.43	0	0.43	2023	NA	NA	NA	NA
110710	Fara's Auto	San Anselmo	Marin	NA	Low	0.43	0	0.43	2023	NA	NA	NA	NA
110711	El Camino Valero	Santa Clara	Santa Clara	NA	Low	0.43	0	0.43	2022	NA	NA	NA	NA
110712	Silicon Valley Valero	Mountain View	Santa Clara	NA	Low	0.43	0	0.43	2023	NA	NA	NA	NA
110713	Andoil Bascom	San Jose	Santa Clara	NA	Low	0.43	0	0.43	2023	NA	NA	NA	NA
110714	Bonfare Market #29	Pittsburg	Contra Costa	NA	Low	0.43	0	0.43	2023	NA	NA	NA	NA
110715	Bonfare Market #31	Fairfield	Solano	NA	Low	0.43	0	0.43	2023	NA	NA	NA	NA
110717	Bonfare Market #37	Suisun City	Solano	NA	Low	0.43	0	0.43	2023	NA	NA	NA	NA
110721	Marsh Road Shell	Menlo Park	San Mateo	NA	Low	0.43	0	0.43	2023	NA	NA	NA	NA
110729	Discount Gas Grocery and Liquor	Vallejo	Solano	NA	Low	0.43	0	0.43	2023	NA	NA	NA	NA
110730	Gas City	Antioch	Contra Costa	NA	Low	0.43	0	0.43	2023	NA	NA	NA	NA
110732	Costco Wholesale #422	South San Francisco	San Mateo	NA	Low	0.43	0	0.43	2023	NA	NA	NA	NA
110736	Walia's Valero	Petaluma	Sonoma	NA	Low	0.43	0	0.43	2023	NA	NA	NA	NA
110738	Vallejo Chevron	Vallejo	Solano	NA	Low	0.43	0	0.43	2023	NA	NA	NA	NA
110741	A-Para Transit	San Leandro	Alameda	NA	Low	0.43	0	0.43	2023	NA	NA	NA	NA
110742	Menlo Park Beacon	Mento Park	San Mateo	NA	Low	0.43	0	0.43	2023	NA	NA	NA	NA
110743	A & A Gas Inc DBA A&A Gas & Food Mart	San Carlos	San Mateo	NA	Low	0.43	0	0.43	2023	NA	NA	NA	NA
110752	Pacific Fuel & Auto Service Inc	San Mateo	San Mateo	NA	Low	0.43	0	0.43	2023	NA	NA	NA	NA
110753	Skywood Trading Post	Woodside	San Mateo	NA	Low	0.43	0	0.43	2022	NA	NA	NA	NA
110755	Cat Trans/Twin Bridges	Benicia	Solano	NA	Low	0.43	0	0.43	2022	NA	NA	NA	NA
110758	Costco Gasoline #760	Gilroy	Santa Clara	NA	Low	0.43	0	0.43	2023	NA	NA	NA	NA
110759	Ferma Corporation	Newark	Alameda	NA	Low	0.43	0	0.43	2023	NA	NA	NA	NA
110761	Rollingwood Chevron	San Bruno	San Mateo	NA	Low	0.43	0	0.43	2022	NA	NA	NA	NA
110769	Flyers # 450	Hayward	Alameda	NA	Low	0.43	0	0.43	2023	NA	NA	NA	NA
110770	Flyers #457	Hayward	Alameda	NA	Low	0.43	0	0.43	2023	NA	NA	NA	NA
110771	Flyers # 454	Oakland	Alameda	NA	Low	0.43	0	0.43	2023	NA	NA	NA	NA
110772	Speedway #4532	Antioch	Contra Costa	NA	Low	0.43	0	0.43	2023	NA	NA	NA	NA
110773	Flyers #430	San Francisco	San Francisco	NA	Low	0.43	0	0.43	2023	NA	NA	NA	NA
110774	Speedway # 4530	San Francisco	San Francisco	NA	Low	0.43	0	0.43	2023	NA	NA	NA	NA
110775	Speedway #4857	San Francisco	San Francisco	NA	Low	0.43	0	0.43	2023	NA	NA	NA	NA
110777	Speedway #4874	South San Francisco	San Mateo	NA	Low	0.43	0	0.43	2023	NA	NA	NA	NA
110779	Speedway #4505	Daly City	San Mateo	NA	Low	0.43	0	0.43	2022	NA	NA	NA	NA

Facility Number	Facility Name ⁽¹⁾ (1)See pp. 18-21 of the TAC Control Program Annual Report for important context regarding this data.	City	County	Rule 11-18 Ranking	AB2588 Priority Ranking	Cancer PS	Chronic PS	PS	PS Year	HRA Year	Cancer Risk (chances in a million)	Chronic Hazard Index	Acute Hazard Index
110780	Speedway #4976	Daly City	San Mateo	NA	Low	0.43	0	0.43	2022	NA	NA	NA	NA
110781	Speedway No. 1472	South San Francisco	San Mateo	NA	Low	0.43	0	0.43	2023	NA	NA	NA	NA
110782	Flyers #453	San Leandro	Alameda	NA	Low	0.43	0	0.43	2022	NA	NA	NA	NA
110783	Flyers #447	Concord	Contra Costa	NA	Low	0.43	0	0.43	2022	NA	NA	NA	NA
110784	Flyers #465	Richmond	Contra Costa	NA	Low	0.43	0	0.43	2022	NA	NA	NA	NA
110785	Speedway #4456	San Francisco	San Francisco	NA	Low	0.43	0	0.43	2023	NA	NA	NA	NA
110786	Flyers #411	South San Francisco	San Mateo	NA	Low	0.43	0	0.43	2023	NA	NA	NA	NA
110788	Flyers #401	Milpitas	Santa Clara	NA	Low	0.43	0	0.43	2022	NA	NA	NA	NA
110790	H&S Energy Products LLC #2047 - Chevron	Suisun City	Solano	NA	Low	0.43	0	0.43	2023	NA	NA	NA	NA
110791	Chevron Station #93535	San Francisco	San Francisco	NA	Low	0.43	0	0.43	2022	NA	NA	NA	NA
110792	Gas and Shop	San Mateo	San Mateo	NA	Low	0.43	0	0.43	2022	NA	NA	NA	NA
110793	Campbell Shell	Richmond	Santa Clara	NA	Low	0.43	0	0.43	2021	NA	NA	NA	NA
110800	ARCO Facility #01326	Palo Alto	Santa Clara	NA	Low	0.43	0	0.43	2023	NA	NA	NA	NA
110806	H&S Energy Products LLC #3053 - Texaco	San Jose	Santa Clara	NA	Low	0.43	0	0.43	2023	NA	NA	NA	NA
110809	Western States Oil Company	San Jose	Santa Clara	NA	Low	0.43	0	0.43	2023	NA	NA	NA	NA
110847	MV Transportation	San Leandro	Alameda	NA	Low	0.43	0	0.43	2022	NA	NA	NA	NA
110848	Safeway Fuel Center #1891	Morgan Hill	Santa Clara	NA	Low	0.43	0	0.43	2023	NA	NA	NA	NA
110850	Fast & Easy Mart #56	Calistoga	Napa	NA	Low	0.43	0	0.43	2023	NA	NA	NA	NA
110854	Therma LLC	San Jose	Santa Clara	NA	Low	0.43	0	0.43	2023	NA	NA	NA	NA
110858	Gas and Shop	San Anselmo	Marin	NA	Low	0.43	0	0.43	2022	NA	NA	NA	NA
110860	Chevron Gas Station	San Jose	Santa Clara	NA	Low	0.43	0	0.43	2023	NA	NA	NA	NA
110869	Best Gas and Car Wash	El Cerrito	Contra Costa	NA	Low	0.43	0	0.43	2022	NA	NA	NA	NA
110877	Splash Brothers Carwash & Gas	San Leandro	Alameda	NA	Low	0.43	0	0.43	2022	NA	NA	NA	NA
110881	Speedway #5084	Redwood City	San Mateo	NA	Low	0.43	0	0.43	2023	NA	NA	NA	NA
110886	Gilroy Valero Food Mart	Gilroy	Santa Clara	NA	Low	0.43	0	0.43	2022	NA	NA	NA	NA
110889	San Pablo Police Dept	San Pablo	Contra Costa	NA	Low	0.43	0	0.43	2022	NA	NA	NA	NA
110890	San Jose West Yard	San Jose	Santa Clara	NA	Low	0.43	0	0.43	2023	NA	NA	NA	NA
110895	ASHRIA LLC	Suisun City	Solano	NA	Low	0.43	0	0.43	2023	NA	NA	NA	NA
110896	Republic Services	Petaluma	Sonoma	NA	Low	0.43	0	0.43	2023	NA	NA	NA	NA
110898	Main Street Chevron	Los Altos	Santa Clara	NA	Low	0.43	0	0.43	2022	NA	NA	NA	NA
110903	Menlo Park Fire Protection District	Menlo Park	San Mateo	NA	Low	0.43	0	0.43	2022	NA	NA	NA	NA
110904	Warm Springs Auto Services Inc	Fremont	Alameda	NA	Low	0.43	0	0.43	2023	NA	NA	NA	NA
110905	Valero SS#7959	San Francisco	San Francisco	NA	Low	0.43	0	0.43	2022	NA	NA	NA	NA
110906	Unocal	San Jose	Santa Clara	NA	Low	0.43	0	0.43	2023	NA	NA	NA	NA
110910	Benicia 76	Benicia	Solano	NA	Low	0.43	0	0.43	2023	NA	NA	NA	NA
110911	Union City Valero	Union City	Alameda	NA	Low	0.43	0	0.43	2023	NA	NA	NA	NA
110912	Hayward Gas	Hayward	Alameda	NA	Low	0.43	0	0.43	2023	NA	NA	NA	NA
110918	Alameda County Fairgrounds Assoc	Pleasanton	Alameda	NA	Low	0.43	0	0.43	2023	NA	NA	NA	NA
110941	Speedway #5133	Saint Helena	Napa	NA	Low	0.43	0	0.43	2022	NA	NA	NA	NA
110945	Speedway #6691	Santa Rosa	Sonoma	NA	Low	0.43	0	0.43	2023	NA	NA	NA	NA
110950	Speedway Store #4074	Napa	Napa	NA	Low	0.43	0	0.43	2023	NA	NA	NA	NA
110955	Antioch Unified School Dist	Antioch	Contra Costa	NA	Low	0.43	0	0.43	2023	NA	NA	NA	NA
110956	Ardenwood Historic Farm/EBRPD	Fremont	Alameda	NA	Low	0.43	0	0.43	2023	NA	NA	NA	NA
110963	Hy Gas Corporation	Santa Clara	Santa Clara	NA	Low	0.43	0	0.43	2022	NA	NA	NA	NA
110966	Avis Rental Car RAC QTA	Oakland	Alameda	NA	Low	0.43	0	0.43	2023	NA	NA	NA	NA
110968	Flyers #489	Belmont	San Mateo	NA	Low	0.43	0	0.43	2023	NA	NA	NA	NA
110970	RAT OIL INC. DBA GAS STOP	San Jose	Santa Clara	NA	Low	0.43	0	0.43	2022	NA	NA	NA	NA
110972	Pittsburg Shell	Pittsburg	Contra Costa	NA	Low	0.43	0	0.43	2023	NA	NA	NA	NA
110977	San Rafael Chevron	San Rafael	Marin	NA	Low	0.43	0	0.43	2023	NA	NA	NA	NA
110978	7-Eleven #41351	Santa Rosa	Sonoma	NA	Low	0.43	0	0.43	2023	NA	NA	NA	NA
110981	City of San Rafael	San Rafael	Marin	NA	Low	0.43	0	0.43	2023	NA	NA	NA	NA
110983	El Camino Martco	Redwood City	San Mateo	NA	Low	0.43	0	0.43	2023	NA	NA	NA	NA
110984	SAVE ON GAS	Oakland	Alameda	NA	Low	0.43	0	0.43	2020	NA	NA	NA	NA
110988	San Mateo Alliance	San Mateo	San Mateo	NA	Low	0.43	0	0.43	2022	NA	NA	NA	NA
110993	Willow Pass Exxon	Concord	Contra Costa	NA	Low	0.43	0	0.43	2023	NA	NA	NA	NA
110995	Fairfield Shell	Fairfield	Solano	NA	Low	0.43	0	0.43	2023	NA	NA	NA	NA
110996	Quik Stop Market #159	Fairfield	Solano	NA	Low	0.43	0	0.43	2023	NA	NA	NA	NA
110999	Pleasanton Car Wash	Pleasanton	Alameda	NA	Low	0.43	0	0.43	2022	NA	NA	NA	NA
111000	Pittsburg Valero	Pittsburg	Contra Costa	NA	Low	0.43	0	0.43	2023	NA	NA	NA	NA
111008	Broadway Exxon	Vallejo	Solano	NA	Low	0.43	0	0.43	2023	NA	NA	NA	NA
111009	Hertz - Attn: Robert Peabody	South San Francisco	San Mateo	NA	Low	0.43	0	0.43	2022	NA	NA	NA	NA
111011	Petaluma Gas Outlet	Petaluma	Sonoma	NA	Low	0.43	0	0.43	2023	NA	NA	NA	NA
111014	BNSF Intermodal	Oakland	Alameda	NA	Low	0.43	0	0.43	2023	NA	NA	NA	NA
111017	Mountain View Valero SS#7542	Mountain View	Santa Clara	NA	Low	0.43	0	0.43	2023	NA	NA	NA	NA

Facility Number	Facility Name ⁽¹⁾ (1)See pp. 18-21 of the TAC Control Program Annual Report for important context regarding this data.	City	County	Rule 11-18 Ranking	AB2588 Priority Ranking	Cancer PS	Chronic PS	PS	PS Year	HRA Year	Cancer Risk (chances in a million)	Chronic Hazard Index	Acute Hazard Index
111018	Chevron Inc #98849	Sonoma	Sonoma	NA	Low	0.43	0	0.43	2023	NA	NA	NA	NA
111027	Port of Oakland	Oakland	Alameda	NA	Low	0.43	0	0.43	2022	NA	NA	NA	NA
111031	Shadow Cliffs Park	Pleasanton	Alameda	NA	Low	0.43	0	0.43	2022	NA	NA	NA	NA
111033	Johnson Pier Fuel Dock	Half Moon Bay	San Mateo	NA	Low	0.43	0	0.43	2022	NA	NA	NA	NA
111037	Quick Gas N Shop	Hayward	Alameda	NA	Low	0.43	0	0.43	2023	NA	NA	NA	NA
111039	City of Palo Alto (Fire Station #4)	Palo Alto	Santa Clara	NA	Low	0.43	0	0.43	2022	NA	NA	NA	NA
111040	City of Palo Alto (Fire Station #1)	Palo Alto	Santa Clara	NA	Low	0.43	0	0.43	2022	NA	NA	NA	NA
111041	City of Palo Alto (Fire Station #2)	Palo Alto	Santa Clara	NA	Low	0.43	0	0.43	2022	NA	NA	NA	NA
111059	APRO LLC DBA UNITED PACIFIC #5427	Rohnert Park	Sonoma	NA	Low	0.43	0	0.43	2022	NA	NA	NA	NA
111070	Redwood City M S C	Redwood City	San Mateo	NA	Low	0.43	0	0.43	2023	NA	NA	NA	NA
111071	Redwood City Police	Redwood City	San Mateo	NA	Low	0.43	0	0.43	2023	NA	NA	NA	NA
111072	Redwood City Parkyard	Redwood City	San Mateo	NA	Low	0.43	0	0.43	2023	NA	NA	NA	NA
111073	Redwood City Fire Station #9	Redwood City	San Mateo	NA	Low	0.43	0	0.43	2023	NA	NA	NA	NA
111074	Central Contra Costa Sanitary District	Walnut Creek	Contra Costa	NA	Low	0.43	0	0.43	2023	NA	NA	NA	NA
111075	San Francisco Golf Club	San Francisco	San Francisco	NA	Low	0.43	0	0.43	2022	NA	NA	NA	NA
111079	Rotten Robbie #60	Santa Rosa	Sonoma	NA	Low	0.43	0	0.43	2023	NA	NA	NA	NA
111080	Fremont Gas N Wash	Fremont	Alameda	NA	Low	0.43	0	0.43	2021	NA	NA	NA	NA
111081	Valero Station	Daly City	San Mateo	NA	Low	0.43	0	0.43	2022	2021	3.8	0.02	NA
111083	Lafayette Union 76	Lafayette	Contra Costa	NA	Low	0.43	0	0.43	2023	NA	NA	NA	NA
111101	ARCO Facility #00428	Richmond	Contra Costa	NA	Low	0.43	0	0.43	2022	NA	NA	NA	NA
111103	A-Street Union 76	Antioch	Contra Costa	NA	Low	0.43	0	0.43	2023	NA	NA	NA	NA
111104	Moraga Service Center	Moraga	Contra Costa	NA	Low	0.43	0	0.43	2023	NA	NA	NA	NA
111116	Shell Service Station	Portola Valley	San Mateo	NA	Low	0.43	0	0.43	2023	NA	NA	NA	NA
111121	Safeway Fuel Center #1259	Antioch	Contra Costa	NA	Low	0.43	0	0.43	2023	NA	NA	NA	NA
111123	7-Eleven Inc	San Jose	Santa Clara	NA	Low	0.43	0	0.43	2022	NA	NA	NA	NA
111130	Chevron Gas Station	Santa Rosa	Sonoma	NA	Low	0.43	0	0.43	2023	NA	NA	NA	NA
111131	United Rentals	Dublin	Alameda	NA	Low	0.43	0	0.43	2022	NA	NA	NA	NA
111133	SSA Terminals-Oakland LLC	Oakland	Alameda	NA	Low	0.43	0	0.43	2023	NA	NA	NA	NA
111139	San Martin Gas & Mart	San Martin	Santa Clara	NA	Low	0.43	0	0.43	2023	NA	NA	NA	NA
111142	City of Santa Clara	Santa Clara	Santa Clara	NA	Low	0.43	0	0.43	2022	NA	NA	NA	NA
111143	City of Santa Clara	Santa Clara	Santa Clara	NA	Low	0.43	0	0.43	2022	NA	NA	NA	NA
111144	City of Santa Clara	Santa Clara	Santa Clara	NA	Low	0.43	0	0.43	2022	NA	NA	NA	NA
111145	Herc Rentals	Union City	Alameda	NA	Low	0.43	0	0.43	2022	NA	NA	NA	NA
111148	McCarthy Ranch Chevron & Carwash	Milpitas	Santa Clara	NA	Low	0.43	0	0.43	2023	NA	NA	NA	NA
111153	Milpitas Fire Dept-Attn: Robert Mihovich	Milpitas	Santa Clara	NA	Low	0.43	0	0.43	2022	NA	NA	NA	NA
111154	Capitol Toyota	San Jose	Santa Clara	NA	Low	0.43	0	0.43	2022	NA	NA	NA	NA
111155	Marin County Pt Reyes Fire & Sheriff	Point Reyes Station	Marin	NA	Low	0.43	0	0.43	2022	NA	NA	NA	NA
111159	Trevis Berry Transport	Gilroy	Santa Clara	NA	Low	0.43	0	0.43	2023	NA	NA	NA	NA
111160	Los Gatos Mobil One	Los Gatos	Santa Clara	NA	Low	0.43	0	0.43	2023	NA	NA	NA	NA
111162	The Institute LLC	Morgan Hill	Santa Clara	NA	Low	0.43	0	0.43	2023	NA	NA	NA	NA
111163	Golden Eagle Gas LLC	Morgan Hill	Santa Clara	NA	Low	0.43	0	0.43	2023	NA	NA	NA	NA
111164	KP Gas	South San Francisco	San Mateo	NA	Low	0.43	0	0.43	2022	NA	NA	NA	NA
111170	Airport Boulevard Shell	South San Francisco	San Mateo	NA	Low	0.43	0	0.43	2023	NA	NA	NA	NA
111172	Oakhust C C	Clayton	Contra Costa	NA	Low	0.43	0	0.43	2023	NA	NA	NA	NA
111181	Fairfield-Suisun USD	Fairfield	Solano	NA	Low	0.43	0	0.43	2023	NA	NA	NA	NA
111184	McEvoy Ranch	Petaluma	Marin	NA	Low	0.43	0	0.43	2023	NA	NA	NA	NA
111185	Costco Gasoline #778	Fremont	Alameda	NA	Low	0.43	0	0.43	2023	2004	5.8	0	NA
111190	City of Piedmont Corporation	Piedmont	Alameda	NA	Low	0.43	0	0.43	2023	NA	NA	NA	NA
111191	Sierra Pine Cone Inc.	Gilroy	Santa Clara	NA	Low	0.43	0	0.43	2023	NA	NA	NA	NA
111192	San Pablo Chevron	Richmond	Contra Costa	NA	Low	0.43	0	0.43	2022	NA	NA	NA	NA
111193	Hayward Chevron	Hayward	Alameda	NA	Low	0.43	0	0.43	2023	NA	NA	NA	NA
111194	Unocal #4328	Campbell	Santa Clara	NA	Low	0.43	0	0.43	2023	NA	NA	NA	NA
111199	Nick Barbieri Trucking LLC	Santa Rosa	Sonoma	NA	Low	0.43	0	0.43	2022	NA	NA	NA	NA
111202	Woodside Fire Dept (Rick Lombardo)	Woodside	San Mateo	NA	Low	0.43	0	0.43	2023	NA	NA	NA	NA
111203	Golf Course Plaza Gas	Antioch	Contra Costa	NA	Low	0.43	0	0.43	2022	NA	NA	NA	NA
111204	Jeffrey Way Shell	Brentwood	Contra Costa	NA	Low	0.43	0	0.43	2023	NA	NA	NA	NA
111205	Ray Rosendin Residence	Woodside	San Mateo	NA	Low	0.43	0	0.43	2022	NA	NA	NA	NA
111211	76 Gas Station	Alameda	Alameda	NA	Low	0.43	0	0.43	2023	NA	NA	NA	NA
111215	Chevron Products Company	Brentwood	Contra Costa	NA	Low	0.43	0	0.43	2022	NA	NA	NA	NA
111217	Landess Union 76	San Jose	Santa Clara	NA	Low	0.43	0	0.43	2023	NA	NA	NA	NA
111218	76 Gas Station #11102	Oakland	Alameda	NA	Low	0.43	0	0.43	2023	NA	NA	NA	NA
111221	Pittsburg Chevron	Pittsburg	Contra Costa	NA	Low	0.43	0	0.43	2023	NA	NA	NA	NA
111223	Burlingame Country Club	Hillsborough	San Mateo	NA	Low	0.43	0	0.43	2023	NA	NA	NA	NA
111224	San Mateo Union High School District	San Mateo	San Mateo	NA	Low	0.43	0	0.43	2022	NA	NA	NA	NA

Facility Number	Facility Name ⁽¹⁾ (1)See pp. 18-21 of the TAC Control Program Annual Report for important context regarding this data.	City	County	Rule 11-18 Ranking	AB2588 Priority Ranking	Cancer PS	Chronic PS	PS	PS Year	HRA Year	Cancer Risk (chances in a million)	Chronic Hazard Index	Acute Hazard Index
111226	Lone Tree Gas & Food	Antioch	Contra Costa	NA	Low	0.43	0	0.43	2023	NA	NA	NA	NA
111228	Callippe Preserve Golf Course - Ron Swing	Pleasanton	Alameda	NA	Low	0.43	0	0.43	2022	NA	NA	NA	NA
111230	APS West Const Inc	Benicia	Solano	NA	Low	0.43	0	0.43	2023	NA	NA	NA	NA
111231	Brentwood Golf Club	Brentwood	Contra Costa	NA	Low	0.43	0	0.43	2022	NA	NA	NA	NA
111233	Berryessa Chevron #96215	San Jose	Santa Clara	NA	Low	0.43	0	0.43	2023	NA	NA	NA	NA
111242	Bockman 76 Inc.	San Lorenzo	Alameda	NA	Low	0.43	0	0.43	2022	NA	NA	NA	NA
111243	Lone Tree Golf Course	Antioch	Contra Costa	NA	Low	0.43	0	0.43	2023	NA	NA	NA	NA
111252	Vikhar Valero	Cupertino	Santa Clara	NA	Low	0.43	0	0.43	2022	NA	NA	NA	NA
111253	Unocal #5781	Oakland	Alameda	NA	Low	0.43	0	0.43	2023	NA	NA	NA	NA
111254	Doubletime Redwood City	Redwood City	San Mateo	NA	Low	0.43	0	0.43	2023	NA	NA	NA	NA
111256	ARCO AMPP of Gilroy	Gilroy	Santa Clara	NA	Low	0.43	0	0.43	2023	NA	NA	NA	NA
111262	Bolinas Garage	Bolinas	Marin	NA	Low	0.43	0	0.43	2022	NA	NA	NA	NA
111263	76 Gas Station	Hayward	Alameda	NA	Low	0.43	0	0.43	2023	NA	NA	NA	NA
111266	Herc Rentals	San Francisco	San Francisco	NA	Low	0.43	0	0.43	2023	NA	NA	NA	NA
111267	Petaluma School Bus Yard	Petaluma	Sonoma	NA	Low	0.43	0	0.43	2023	NA	NA	NA	NA
111270	Wave 92	Hayward	Alameda	NA	Low	0.43	0	0.43	2023	NA	NA	NA	NA
111271	Fairfield Valero	Fairfield	Solano	NA	Low	0.43	0	0.43	2023	NA	NA	NA	NA
111272	Grand Gas MLK	Oakland	Alameda	NA	Low	0.43	0	0.43	2023	NA	NA	NA	NA
111273	Port of Redwood City	Redwood City	San Mateo	NA	Low	0.43	0	0.43	2023	NA	NA	NA	NA
111275	Half Moon Bay Golf Links (Ocean Course)	Half Moon Bay	San Mateo	NA	Low	0.43	0	0.43	2023	NA	NA	NA	NA
111276	Diablo Car Wash	Concord	Contra Costa	NA	Low	0.43	0	0.43	2023	NA	NA	NA	NA
111277	West Valley Sanitation Dist	Campbell	Santa Clara	NA	Low	0.43	0	0.43	2023	NA	NA	NA	NA
111279	Seminary Gas	Oakland	Alameda	NA	Low	0.43	0	0.43	2023	NA	NA	NA	NA
111282	County of Marin-Hicks Valley Fire Dept	Petaluma	Marin	NA	Low	0.43	0	0.43	2023	NA	NA	NA	NA
111283	Valero Refining Co SS#7105	Hayward	Alameda	NA	Low	0.43	0	0.43	2023	NA	NA	NA	NA
111286	City of Pleasant Hill	Pleasant Hill	Contra Costa	NA	Low	0.43	0	0.43	2022	NA	NA	NA	NA
111287	Auto Warehousing Co	Richmond	Contra Costa	NA	Low	0.43	0	0.43	2022	NA	NA	NA	NA
111293	Bedrock Pinole Chevron #4014 - Chang Park	Pinole	Contra Costa	NA	Low	0.43	0	0.43	2023	NA	NA	NA	NA
111295	Sunnyvale Chevron	Sunnyvale	Santa Clara	NA	Low	0.43	0	0.43	2023	NA	NA	NA	NA
111297	Cresco Equipment Rentals	Pleasanton	Alameda	NA	Low	0.43	0	0.43	2022	NA	NA	NA	NA
111298	Stop & Save Gasoline	Richmond	Contra Costa	NA	Low	0.43	0	0.43	2021	NA	NA	NA	NA
111299	Mobile Gas N Car Wash	Walnut Creek	Contra Costa	NA	Low	0.43	0	0.43	2023	2022	0.59	0.01	NA
111301	Rossmoor Chevron	Walnut Creek	Contra Costa	NA	Low	0.43	0	0.43	2023	NA	NA	NA	NA
111306	Newark Unified School District	Newark	Alameda	NA	Low	0.43	0	0.43	2022	NA	NA	NA	NA
111308	Chevron Station #90288	Los Altos	Santa Clara	NA	Low	0.43	0	0.43	2022	NA	NA	NA	NA
111312	California Autism Foundation	Richmond	Contra Costa	NA	Low	0.43	0	0.43	2019	NA	NA	NA	NA
111319	Cat Trans	San Jose	Santa Clara	NA	Low	0.43	0	0.43	2022	NA	NA	NA	NA
111320	Half Moon Bay Golf Links (Old Course)	Half Moon Bay	San Mateo	NA	Low	0.43	0	0.43	2023	NA	NA	NA	NA
111324	Hertz Rental Car - Attn: Steve Chua	Santa Clara	Santa Clara	NA	Low	0.43	0	0.43	2023	NA	NA	NA	NA
111325	7-Eleven #32604	Concord	Contra Costa	NA	Low	0.43	0	0.43	2022	NA	NA	NA	NA
111326	Rose Garden Chevron	San Jose	Santa Clara	NA	Low	0.43	0	0.43	2023	NA	NA	NA	NA
111332	Oakland Marinas	Oakland	Alameda	NA	Low	0.43	0	0.43	2022	NA	NA	NA	NA
111333	Berkeley County Club	El Cerrito	Contra Costa	NA	Low	0.43	0	0.43	2022	NA	NA	NA	NA
111334	Livermore Chevron	Livermore	Alameda	NA	Low	0.43	0	0.43	2022	NA	NA	NA	NA
111339	Sun Valley Chevron	Pleasant Hill	Contra Costa	NA	Low	0.43	0	0.43	2022	NA	NA	NA	NA
111340	Flyers #479/3017	Santa Rosa	Sonoma	NA	Low	0.43	0	0.43	2023	NA	NA	NA	NA
111341	CHEVRON DEANZA	San Jose	Santa Clara	NA	Low	0.43	0	0.43	2023	NA	NA	NA	NA
111344	Gas and Shop	Livermore	Alameda	NA	Low	0.43	0	0.43	2022	NA	NA	NA	NA
111346	BERNAL ARCO	Pleasanton	Alameda	NA	Low	0.43	0	0.43	2022	NA	NA	NA	NA
111347	GO! Gas & Food	Oakland	Alameda	NA	Low	0.43	0	0.43	2023	NA	NA	NA	NA
111349	Moe's Stop	San Jose	Santa Clara	NA	Low	0.43	0	0.43	2023	NA	NA	NA	NA
111352	Santa Clara Gas Company	Santa Clara	Santa Clara	NA	Low	0.43	0	0.43	2022	NA	NA	NA	NA
111354	Kenwood Gas	Kenwood	Sonoma	NA	Low	0.43	0	0.43	2022	NA	NA	NA	NA
111355	Palo Alto Hills Golf & CC	Palo Alto	Santa Clara	NA	Low	0.43	0	0.43	2022	NA	NA	NA	NA
111360	Gas N' Go	San Jose	Santa Clara	NA	Low	0.43	0	0.43	2023	NA	NA	NA	NA
111362	Fast Gas & Mini Mart	San Leandro	Alameda	NA	Low	0.43	0	0.43	2023	2021	0.8	0	NA
111363	Rotten Robbie #62	Sebastopol	Sonoma	NA	Low	0.43	0	0.43	2022	NA	NA	NA	NA
111364	City of Mountain View	Mountain View	Santa Clara	NA	Low	0.43	0	0.43	2022	NA	NA	NA	NA
111366	State Roofing Systems	San Leandro	Alameda	NA	Low	0.43	0	0.43	2023	NA	NA	NA	NA
111369	Herc Rentals	Oakland	Alameda	NA	Low	0.43	0	0.43	2023	NA	NA	NA	NA
111370	Graniterock Company	San Jose	Santa Clara	NA	Low	0.43	0	0.43	2023	NA	NA	NA	NA
111371	Chevron Inc #9-0049	Gilroy	Santa Clara	NA	Low	0.43	0	0.43	2023	NA	NA	NA	NA
111376	Chevron #3064	Mentlo Park	San Mateo	NA	Low	0.43	0	0.43	2023	NA	NA	NA	NA
111377	Chevron Station #303837y	Brentwood	Contra Costa	NA	Low	0.43	0	0.43	2022	NA	NA	NA	NA
111380	Town of Danville Corp Yard	Danville	Contra Costa	NA	Low	0.43	0	0.43	2022	NA	NA	NA	NA

Facility Number	Facility Name ⁽¹⁾ (1)See pp. 18-21 of the TAC Control Program Annual Report for important context regarding this data.	City	County	Rule 11-18 Ranking	AB2588 Priority Ranking	Cancer PS	Chronic PS	PS	PS Year	HRA Year	Cancer Risk (chances in a million)	Chronic Hazard Index	Acute Hazard Index
111387	Maintenance Center	Fremont	Alameda	NA	Low	0.43	0	0.43	2022	NA	NA	NA	NA
111389	7- Eleven Inc. #37947	Benicia	Solano	NA	Low	0.43	0	0.43	2022	NA	NA	NA	NA
111391	Camino Petroleum	South San Francisco	San Mateo	NA	Low	0.43	0	0.43	2023	NA	NA	NA	NA
111392	City of Berkeley Corporate Yard	Berkeley	Alameda	NA	Low	0.43	0	0.43	2023	NA	NA	NA	NA
111393	A-One Gas	San Lorenzo	Alameda	NA	Low	0.43	0	0.43	2022	NA	NA	NA	NA
111394	Antioch Municipal Marina	Antioch	Contra Costa	NA	Low	0.43	0	0.43	2022	NA	NA	NA	NA
111395	Sonoma Cutrer Winery A: David Perata	Windsor	Sonoma	NA	Low	0.43	0	0.43	2023	NA	NA	NA	NA
111396	Skyline Chevron	Millbrae	San Mateo	NA	Low	0.43	0	0.43	2023	NA	NA	NA	NA
111397	California Highway Patrol	Oakland	Alameda	NA	Low	0.43	0	0.43	2022	NA	NA	NA	NA
111399	San Mateo Beacon	San Mateo	San Mateo	NA	Low	0.43	0	0.43	2020	NA	NA	NA	NA
111402	Aisle 1 #2682	Alameda	Alameda	NA	Low	0.43	0	0.43	2022	NA	NA	NA	NA
111403	Christopher Ranch - Attn: Janette Codiga	Gilroy	Santa Clara	NA	Low	0.43	0	0.43	2023	NA	NA	NA	NA
111410	Royal Gas	Oakland	Alameda	NA	Low	0.43	0	0.43	2022	NA	NA	NA	NA
111411	Chevron	Redwood City	San Mateo	NA	Low	0.43	0	0.43	2023	NA	NA	NA	NA
111414	Pasha Liquor and Gas	Concord	Contra Costa	NA	Low	0.43	0	0.43	2023	NA	NA	NA	NA
111415	City of Gilroy	Gilroy	Santa Clara	NA	Low	0.43	0	0.43	2022	NA	NA	NA	NA
111416	Chevron	Brentwood	Contra Costa	NA	Low	0.43	0	0.43	2022	NA	NA	NA	NA
111417	Oakland 355th Petroleum Inc	Oakland	Alameda	NA	Low	0.43	0	0.43	2022	NA	NA	NA	NA
111418	Super Station	Fremont	Alameda	NA	Low	0.43	0	0.43	2022	NA	NA	NA	NA
111420	Chevron #0289	Berkeley	Alameda	NA	Low	0.43	0	0.43	2023	NA	NA	NA	NA
111422	Santana Row Gas Mart	San Jose	Santa Clara	NA	Low	0.43	0	0.43	2021	NA	NA	NA	NA
111423	Whipple Road Union 76	Hayward	Alameda	NA	Low	0.43	0	0.43	2023	NA	NA	NA	NA
111428	Westborough Petroleum Inc	South San Francisco	San Mateo	NA	Low	0.43	0	0.43	2023	NA	NA	NA	NA
111430	Chevron Inc #9-1035	Millbrae	San Mateo	NA	Low	0.43	0	0.43	2023	NA	NA	NA	NA
111432	Safeway Fuel Center #1576	Santa Rosa	Sonoma	NA	Low	0.43	0	0.43	2023	NA	NA	NA	NA
111433	Bird Ave Chevron Inc	San Jose	Santa Clara	NA	Low	0.43	0	0.43	2023	NA	NA	NA	NA
111435	Delta Fair Chevron	Antioch	Contra Costa	NA	Low	0.43	0	0.43	2023	NA	NA	NA	NA
111440	Whipple Arco	Redwood City	San Mateo	NA	Low	0.43	0	0.43	2023	NA	NA	NA	NA
111444	Winton Valero	Hayward	Alameda	NA	Low	0.43	0	0.43	2023	NA	NA	NA	NA
111448	Central Gas	San Francisco	San Francisco	NA	Low	0.43	0	0.43	2023	NA	NA	NA	NA
111452	The Car Spa	Sunnyvale	Santa Clara	NA	Low	0.43	0	0.43	2023	NA	NA	NA	NA
111461	Save On Gas Inc. dba Cotati Gas Mart	Cotati	Sonoma	NA	Low	0.43	0	0.43	2022	NA	NA	NA	NA
111462	Japmun Services LLC	Castro Valley	Alameda	NA	Low	0.43	0	0.43	2023	NA	NA	NA	NA
111463	H&S Energy Products LLC #3062 - Chevron	Vallejo	Solano	NA	Low	0.43	0	0.43	2023	NA	NA	NA	NA
111464	Shell - Tooley Oil Company #11	Vallejo	Solano	NA	Low	0.43	0	0.43	2023	NA	NA	NA	NA
111466	Chevron	San Jose	Santa Clara	NA	Low	0.43	0	0.43	2023	NA	NA	NA	NA
111470	APRO LLC DBA MY GOODS MARKET # 5749	Pleasanton	Alameda	NA	Low	0.43	0	0.43	2022	NA	NA	NA	NA
111472	Gaurav Enterprises dba Petaluma Gas & Food	Petaluma	Sonoma	NA	Low	0.43	0	0.43	2023	NA	NA	NA	NA
111473	Cotati Chevron	Cotati	Sonoma	NA	Low	0.43	0	0.43	2023	NA	NA	NA	NA
111479	Lone Tree Corner Inc	Brentwood	Contra Costa	NA	Low	0.43	0	0.43	2022	NA	NA	NA	NA
111481	State of California Dept. of Transportation	San Francisco	San Francisco	NA	Low	0.43	0	0.43	2023	NA	NA	NA	NA
111482	ARCO Facility #07118	Oakley	Contra Costa	NA	Low	0.43	0	0.43	2023	NA	NA	NA	NA
111484	Tully Valero	San Jose	Santa Clara	NA	Low	0.43	0	0.43	2023	NA	NA	NA	NA
111487	Decaloti Residence	Portola Valley	San Mateo	NA	Low	0.43	0	0.43	2023	NA	NA	NA	NA
111488	Peninsula Chevron	San Mateo	San Mateo	NA	Low	0.43	0	0.43	2022	NA	NA	NA	NA
111489	7-Eleven	Livermore	Alameda	NA	Low	0.43	0	0.43	2023	NA	NA	NA	NA
111497	Seven-Eleven #16693	Bay Point	Contra Costa	NA	Low	0.43	0	0.43	2023	NA	NA	NA	NA
111504	Kay & Appian Express Mart & Gasoline	El Sobrante	Contra Costa	NA	Low	0.43	0	0.43	2023	NA	NA	NA	NA
111505	ARCO #83649	Oakland	Alameda	NA	Low	0.43	0	0.43	2023	NA	NA	NA	NA
111507	Herc Rentals	Pacheco	Contra Costa	NA	Low	0.43	0	0.43	2022	NA	NA	NA	NA
111511	Alaska Gasoline	Oakland	Alameda	NA	Low	0.43	0	0.43	2023	NA	NA	NA	NA
111512	Future Ford of Concord	Concord	Contra Costa	NA	Low	0.43	0	0.43	2022	NA	NA	NA	NA
111514	Montague Car Wash	San Jose	Santa Clara	NA	Low	0.43	0	0.43	2022	NA	NA	NA	NA
111517	Exxon Daly City	Daly City	San Mateo	NA	Low	0.43	0	0.43	2022	NA	NA	NA	NA
111518	DHA Capital Inc.	Dublin	Alameda	NA	Low	0.43	0	0.43	2020	NA	NA	NA	NA
111520	East Contra Costa Irrigation District	Brentwood	Contra Costa	NA	Low	0.43	0	0.43	2023	NA	NA	NA	NA
111522	Marin Country Club	Novato	Marin	NA	Low	0.43	0	0.43	2023	NA	NA	NA	NA
111524	Canyon Lakes Country Club	San Ramon	Contra Costa	NA	Low	0.43	0	0.43	2022	NA	NA	NA	NA
111530	Livermore 286 Petroleum	Livermore	Alameda	NA	Low	0.43	0	0.43	2022	NA	NA	NA	NA
111539	Grand Gas	Vallejo	Solano	NA	Low	0.43	0	0.43	2023	NA	NA	NA	NA
111540	Mercedes-Benz of Walnut Creek	Walnut Creek	Contra Costa	NA	Low	0.43	0	0.43	2023	NA	NA	NA	NA
111541	Mayacama Golf Club	Santa Rosa	Sonoma	NA	Low	0.43	0	0.43	2023	NA	NA	NA	NA

Facility Number	Facility Name ⁽¹⁾ (1)See pp. 18-21 of the TAC Control Program Annual Report for important context regarding this data.	City	County	Rule 11-18 Ranking	AB2588 Priority Ranking	Cancer PS	Chronic PS	PS	PS Year	HRA Year	Cancer Risk (chances in a million)	Chronic Hazard Index	Acute Hazard Index
111544	Driftwood Marina	Oakley	Contra Costa	NA	Low	0.43	0	0.43	2023	NA	NA	NA	NA
111545	Breakwater 76 Attn: Christina Jo	Hayward	Alameda	NA	Low	0.43	0	0.43	2023	NA	NA	NA	NA
111547	Vineyard Creek Corner	Santa Rosa	Sonoma	NA	Low	0.43	0	0.43	2022	NA	NA	NA	NA
111549	San Leandro Gas & Car Wash	San Leandro	Alameda	NA	Low	0.43	0	0.43	2022	NA	NA	NA	NA
111550	Tri City Plaza Gas	Brentwood	Contra Costa	NA	Low	0.43	0	0.43	2022	NA	NA	NA	NA
111551	7-Eleven #41552	Vallejo	Solano	NA	Low	0.43	0	0.43	2023	NA	NA	NA	NA
111552	Alum Rock Unified School Dist	San Jose	Santa Clara	NA	Low	0.43	0	0.43	2023	NA	NA	NA	NA
111554	ConocoPhillips Company	Los Gatos	Santa Clara	NA	Low	0.43	0	0.43	2021	NA	NA	NA	NA
111559	Dublin Union 76	Dublin	Alameda	NA	Low	0.43	0	0.43	2023	NA	NA	NA	NA
111560	Vallejo Exxon	Vallejo	Solano	NA	Low	0.43	0	0.43	2019	NA	NA	NA	NA
111561	Preston Pipeline	Milpitas	Santa Clara	NA	Low	0.43	0	0.43	2023	NA	NA	NA	NA
111562	Royal Coach Limousine Services	Napa	Napa	NA	Low	0.43	0	0.43	2023	NA	NA	NA	NA
111565	Seesan Enterprises Inc	Castro Valley	Alameda	NA	Low	0.43	0	0.43	2023	NA	NA	NA	NA
111569	Ishaq Trading Corporation/Sunset Chevron	Suisun City	Solano	NA	Low	0.43	0	0.43	2023	NA	NA	NA	NA
111571	San Carlos Shell	San Carlos	San Mateo	NA	Low	0.43	0	0.43	2023	NA	NA	NA	NA
111572	Fuel & Exotic Snaks	Antioch	Contra Costa	NA	Low	0.43	0	0.43	2023	NA	NA	NA	NA
111574	Clayton Valley Shell	Concord	Contra Costa	NA	Low	0.43	0	0.43	2023	NA	NA	NA	NA
111577	Chevron #1745	Berkeley	Alameda	NA	Low	0.43	0	0.43	2023	NA	NA	NA	NA
111581	Vallejo Royal Gas	Vallejo	Solano	NA	Low	0.43	0	0.43	2022	NA	NA	NA	NA
111582	Martinez Carwash	Martinez	Contra Costa	NA	Low	0.43	0	0.43	2023	NA	NA	NA	NA
111584	East Bay Municipal Utility District	Richmond	Contra Costa	NA	Low	0.43	0	0.43	2022	NA	NA	NA	NA
111585	City of Livermore	Livermore	Alameda	NA	Low	0.43	0	0.43	2022	NA	NA	NA	NA
111586	Grand Gas Oakland #2	Oakland	Alameda	NA	Low	0.43	0	0.43	2023	NA	NA	NA	NA
111587	Chevron Service Station	Redwood City	San Mateo	NA	Low	0.43	0	0.43	2023	NA	NA	NA	NA
111590	RC Wood LLC	San Jose	Santa Clara	NA	Low	0.43	0	0.43	2023	NA	NA	NA	NA
111596	Unocal #0109	San Bruno	San Mateo	NA	Low	0.43	0	0.43	2023	NA	NA	NA	NA
111598	Valley of the Moon Valero	Santa Rosa	Sonoma	NA	Low	0.43	0	0.43	2023	NA	NA	NA	NA
111602	ARCO Facility #04977	Castro Valley	Alameda	NA	Low	0.43	0	0.43	2023	NA	NA	NA	NA
111603	New Raja Enterprises Inc #253791/ 76 Sta	Hayward	Alameda	NA	Low	0.43	0	0.43	2023	NA	NA	NA	NA
111604	Branham 76	San Jose	Santa Clara	NA	Low	0.43	0	0.43	2023	NA	NA	NA	NA
111606	Milpitas Union 76	Milpitas	Santa Clara	NA	Low	0.43	0	0.43	2022	NA	NA	NA	NA
111609	GO! Gas & Food #2	Oakland	Alameda	NA	Low	0.43	0	0.43	2023	NA	NA	NA	NA
111610	Hal Mini Mart	Belmont	San Mateo	NA	Low	0.43	0	0.43	2023	NA	NA	NA	NA
111613	TEC of California	Oakland	Alameda	NA	Low	0.43	0	0.43	2023	NA	NA	NA	NA
111616	AAA San Pablo Fuel Inc.	Oakland	Alameda	NA	Low	0.43	0	0.43	2022	NA	NA	NA	NA
111620	Fifth Avenue Unocal #253810	Redwood City	San Mateo	NA	Low	0.43	0	0.43	2023	NA	NA	NA	NA
111622	Orwood Resort Inc	Brentwood	Contra Costa	NA	Low	0.43	0	0.43	2023	NA	NA	NA	NA
111623	National Petroleum - San Leandro	San Leandro	Alameda	NA	Low	0.43	0	0.43	2022	NA	NA	NA	NA
111624	ARCO Facility #00608	San Lorenzo	Alameda	NA	Low	0.43	0	0.43	2022	NA	NA	NA	NA
111625	ARCO Facility #02082 - Capitol Petroleum	Santa Clara	Santa Clara	NA	Low	0.43	0	0.43	2021	NA	NA	NA	NA
111629	Mayfair 76	Daly City	San Mateo	NA	Low	0.43	0	0.43	2022	NA	NA	NA	NA
111641	Ruby Hills Chevron	Livermore	Alameda	NA	Low	0.43	0	0.43	2023	NA	NA	NA	NA
111644	North Capitol Ave Valero	San Jose	Santa Clara	NA	Low	0.43	0	0.43	2023	NA	NA	NA	NA
111646	Joe's Chevron	Napa	Napa	NA	Low	0.43	0	0.43	2023	NA	NA	NA	NA
111650	7-Eleven #17496	San Jose	Santa Clara	NA	Low	0.43	0	0.43	2022	NA	NA	NA	NA
111655	Fair Oaks 76	Sunnyvale	Santa Clara	NA	Low	0.43	0	0.43	2023	NA	NA	NA	NA
111657	570 Redwood Valero	Mill Valley	Marin	NA	Low	0.43	0	0.43	2023	NA	NA	NA	NA
111660	Golden Star Gas	Pittsburg	Contra Costa	NA	Low	0.43	0	0.43	2022	NA	NA	NA	NA
111662	Hayward Gas	Hayward	Alameda	NA	Low	0.43	0	0.43	2022	NA	NA	NA	NA
111663	Sharp Park Golf Course	Pacifica	Santa Clara	NA	Low	0.43	0	0.43	2022	NA	NA	NA	NA
111664	City of Pacifica	Pacifica	San Mateo	NA	Low	0.43	0	0.43	2022	NA	NA	NA	NA
111665	City of Pacifica	Pacifica	San Mateo	NA	Low	0.43	0	0.43	2022	NA	NA	NA	NA
111667	Fairgrounds Shell	San Jose	Santa Clara	NA	Low	0.43	0	0.43	2022	NA	NA	NA	NA
111670	CHEVRON SS #9-0535	San Francisco	San Francisco	NA	Low	0.43	0	0.43	2023	NA	NA	NA	NA
111672	Golden Gas	Oakland	Alameda	NA	Low	0.43	0	0.43	2014	NA	NA	NA	NA
111673	Hayward Petroleum Inc.	Hayward	Alameda	NA	Low	0.43	0	0.43	2023	NA	NA	NA	NA
111674	El Cerrito Valero	El Cerrito	Contra Costa	NA	Low	0.43	0	0.43	2022	NA	NA	NA	NA
111675	Lombard Union 76	San Francisco	San Francisco	NA	Low	0.43	0	0.43	2022	NA	NA	NA	NA
111677	Chevron Station #305013	Santa Rosa	Sonoma	NA	Low	0.43	0	0.43	2023	NA	NA	NA	NA
111681	Chevron Station #94632	Daly City	San Mateo	NA	Low	0.43	0	0.43	2022	NA	NA	NA	NA
111685	Alhambra Petro Inc.	Martinez	Contra Costa	NA	Low	0.43	0	0.43	2023	NA	NA	NA	NA
111686	Tosco Northwest Company	Oakland	Alameda	NA	Low	0.43	0	0.43	2022	NA	NA	NA	NA
111687	Petaluma Municipal Airport	Petaluma	Sonoma	NA	Low	0.43	0	0.43	2023	NA	NA	NA	NA
111689	Emeryville Fire Dept. Sta #2	Emeryville	Alameda	NA	Low	0.43	0	0.43	2022	NA	NA	NA	NA
111691	San Ramon Chevron	San Ramon	Contra Costa	NA	Low	0.43	0	0.43	2022	NA	NA	NA	NA
111692	Quik Stop #94	San Jose	Santa Clara	NA	Low	0.43	0	0.43	2022	NA	NA	NA	NA

Facility Number	Facility Name ⁽¹⁾ (1)See pp. 18-21 of the TAC Control Program Annual Report for important context regarding this data.	City	County	Rule 11-18 Ranking	AB2588 Priority Ranking	Cancer PS	Chronic PS	PS	PS Year	HRA Year	Cancer Risk (chances in a million)	Chronic Hazard Index	Acute Hazard Index
111696	Livermore Auto Group	Livermore	Alameda	NA	Low	0.43	0	0.43	2021	NA	NA	NA	NA
111697	Conoco PHillips Cupertino Smog & Auto	Cupertino	Santa Clara	NA	Low	0.43	0	0.43	2022	NA	NA	NA	NA
111700	West Coast Fueling Systems Inc	Benicia	Solano	NA	Low	0.43	0	0.43	2023	NA	NA	NA	NA
111701	Unocal\Union Oil Co of California	Palo Alto	Santa Clara	NA	Low	0.43	0	0.43	2022	NA	NA	NA	NA
111703	H&S Energy Products LLC #3054 - Texaco	Santa Clara	Santa Clara	NA	Low	0.43	0	0.43	2022	NA	NA	NA	NA
111705	CA Dept of Forestry & Fire Protection	Woodside	San Mateo	NA	Low	0.43	0	0.43	2022	NA	NA	NA	NA
111706	Rotten Robbie #64	Livermore	Alameda	NA	Low	0.43	0	0.43	2023	NA	NA	NA	NA
111711	Beacon Service Station	San Leandro	Alameda	NA	Low	0.43	0	0.43	2022	NA	NA	NA	NA
111713	Costco Gasoline #1004	San Jose	Santa Clara	NA	Low	0.43	0	0.43	2022	2006	2.7	0.01	NA
111714	Olson Steel	San Leandro	Alameda	NA	Low	0.43	0	0.43	2023	NA	NA	NA	NA
111718	Safeway Fuel Center #2712	San Ramon	Contra Costa	NA	Low	0.43	0	0.43	2022	NA	NA	NA	NA
111724	Arco AM/PM	San Jose	Santa Clara	NA	Low	0.43	0	0.43	2022	2022	7.2	0.04	NA
111725	Gas-N-Save	Oakley	Contra Costa	NA	Low	0.43	0	0.43	2023	NA	NA	NA	NA
111726	Bal Stations Inc dba Sunny Oak Valero	Campbell	Santa Clara	NA	Low	0.43	0	0.43	2023	NA	NA	NA	NA
111727	Jarvis Avenue Shell #135648	Newark	Alameda	NA	Low	0.43	0	0.43	2023	NA	NA	NA	NA
111733	Albany Shell SS #135037	Albany	Alameda	NA	Low	0.43	0	0.43	2019	NA	NA	NA	NA
111736	Monterey Road Shell SS #135990	San Jose	Santa Clara	NA	Low	0.43	0	0.43	2022	NA	NA	NA	NA
111737	Capitol Valero	San Jose	Santa Clara	NA	Low	0.43	0	0.43	2022	NA	NA	NA	NA
111739	Great Gas	San Pablo	Contra Costa	NA	Low	0.43	0	0.43	2022	NA	NA	NA	NA
111742	East Bay Regional Park District	San Ramon	Contra Costa	NA	Low	0.43	0	0.43	2022	NA	NA	NA	NA
111744	Tosco Northwest Company	Oakland	Alameda	NA	Low	0.43	0	0.43	2022	NA	NA	NA	NA
111745	Speedway #4156	San Leandro	Alameda	NA	Low	0.43	0	0.43	2022	NA	NA	NA	NA
111749	Tosco Facility #4200	San Francisco	San Francisco	NA	Low	0.43	0	0.43	2023	NA	NA	NA	NA
111750	Cochrane Chevron - Attn : Sunny Chai	Morgan Hill	Santa Clara	NA	Low	0.43	0	0.43	2023	NA	NA	NA	NA
111751	ARCO	Santa Rosa	Sonoma	NA	Low	0.43	0	0.43	2023	NA	NA	NA	NA
111752	Gardi Corporation dba Monroe Shell	Santa Clara	Santa Clara	NA	Low	0.43	0	0.43	2022	NA	NA	NA	NA
111753	Cleveland Avenue Gas	Santa Rosa	Sonoma	NA	Low	0.43	0	0.43	2022	NA	NA	NA	NA
111754	Southfront Gas & Market	Livermore	Alameda	NA	Low	0.43	0	0.43	2023	NA	NA	NA	NA
111755	Petro America	San Jose	Santa Clara	NA	Low	0.43	0	0.43	2023	NA	NA	NA	NA
111757	Unocal #5458	San Francisco	San Francisco	NA	Low	0.43	0	0.43	2023	NA	NA	NA	NA
111760	Superior Gas & Auto Wash Inc.	San Leandro	Alameda	NA	Low	0.43	0	0.43	2022	NA	NA	NA	NA
111761	Westwood Chevron	Gilroy	Santa Clara	NA	Low	0.43	0	0.43	2023	NA	NA	NA	NA
111762	Cresco Equipment Rentals	Fremont	Alameda	NA	Low	0.43	0	0.43	2022	NA	NA	NA	NA
111764	ARCO AM/PM	Brentwood	Contra Costa	NA	Low	0.43	0	0.43	2023	NA	NA	NA	NA
111765	7-Eleven Store #33389	Rohnert Park	Sonoma	NA	Low	0.43	0	0.43	2023	NA	NA	NA	NA
111766	Roseland Gas Mart	Santa Rosa	Sonoma	NA	Low	0.43	0	0.43	2023	NA	NA	NA	NA
111772	FAHEA Inc.	San Leandro	Alameda	NA	Low	0.43	0	0.43	2022	NA	NA	NA	NA
111773	Francisco Valero	San Rafael	Marin	NA	Low	0.43	0	0.43	2023	NA	NA	NA	NA
111774	Valero Service Station	Pleasant Hill	Contra Costa	NA	Low	0.43	0	0.43	2022	NA	NA	NA	NA
111776	Star Holdings LLC dba Unocal Service Station #3937	Moraga	Contra Costa	NA	Low	0.43	0	0.43	2022	NA	NA	NA	NA
111777	Valero of Palo Alto	Palo Alto	Santa Clara	NA	Low	0.43	0	0.43	2023	NA	NA	NA	NA
111778	Fast Gas and Shop	Oakland	Alameda	NA	Low	0.43	0	0.43	2023	NA	NA	NA	NA
111780	Antioch 76	Antioch	Contra Costa	NA	Low	0.43	0	0.43	2023	NA	NA	NA	NA
111781	840 Harrison Street Properties LLC	San Francisco	San Francisco	NA	Low	0.43	0	0.43	2023	NA	NA	NA	NA
111783	Daly City Fast Fill Market	Daly City	San Mateo	NA	Low	0.43	0	0.43	2022	NA	NA	NA	NA
111785	Capitol Chevron	San Jose	Santa Clara	NA	Low	0.43	0	0.43	2023	NA	NA	NA	NA
111786	Walsh Vineyards Management Inc	Napa	Napa	NA	Low	0.43	0	0.43	2022	NA	NA	NA	NA
111787	ARCO Facility #07085	Antioch	Contra Costa	NA	Low	0.43	0	0.43	2023	NA	NA	NA	NA
111789	Silver Gas	Oakland	Alameda	NA	Low	0.43	0	0.43	2023	NA	NA	NA	NA
111790	SKRR Corp DBA Park Boulevard 76	Oakland	Alameda	NA	Low	0.43	0	0.43	2023	NA	NA	NA	NA
111791	JL Petroleum Inc	San Leandro	Alameda	NA	Low	0.43	0	0.43	2022	NA	NA	NA	NA
111792	Sebastopol Fast Gas	Sebastopol	Sonoma	NA	Low	0.43	0	0.43	2022	NA	NA	NA	NA
111794	National Petroleum San Francisco	San Francisco	San Francisco	NA	Low	0.43	0	0.43	2023	NA	NA	NA	NA
111795	Unocal #5484	Castro Valley	Alameda	NA	Low	0.43	0	0.43	2023	NA	NA	NA	NA
111796	Ingliside Auto Station	San Francisco	San Francisco	NA	Low	0.43	0	0.43	2022	NA	NA	NA	NA
111797	W K McLellan Co	Petaluma	Sonoma	NA	Low	0.43	0	0.43	2023	NA	NA	NA	NA
111799	7-Eleven #23837	Martinez	Contra Costa	NA	Low	0.43	0	0.43	2023	NA	NA	NA	NA
111801	Jack's Filling Station	Sonoma	Sonoma	NA	Low	0.43	0	0.43	2023	NA	NA	NA	NA
111802	Quality Gas for your Cash	San Francisco	San Francisco	NA	Low	0.43	0	0.43	2022	NA	NA	NA	NA
111804	Fast Gas & Mini Mart	Santa Rosa	Sonoma	NA	Low	0.43	0	0.43	2023	NA	NA	NA	NA
111806	Dublin Honda	Dublin	Alameda	NA	Low	0.43	0	0.43	2022	NA	NA	NA	NA
111808	7-Eleven Store #33374	Pittsburg	Contra Costa	NA	Low	0.43	0	0.43	2022	NA	NA	NA	NA
111809	Black Diamond Vista	Concord	Contra Costa	NA	Low	0.43	0	0.43	2022	NA	NA	NA	NA
111810	A&M Gas Station	Hayward	Alameda	NA	Low	0.43	0	0.43	2023	NA	NA	NA	NA
111811	Jacksons Food Stores #201	Antioch	Contra Costa	NA	Low	0.43	0	0.43	2023	NA	NA	NA	NA
111812	Mobil SS#68122	Cotati	Sonoma	NA	Low	0.43	0	0.43	2022	NA	NA	NA	NA

Facility Number	Facility Name ⁽¹⁾ (1)See pp. 18-21 of the TAC Control Program Annual Report for important context regarding this data.	City	County	Rule 11-18 Ranking	AB2588 Priority Ranking	Cancer PS	Chronic PS	PS	PS Year	HRA Year	Cancer Risk (chances in a million)	Chronic Hazard Index	Acute Hazard Index
111813	Jacksons Food Stores #203	El Sobrante	Contra Costa	NA	Low	0.43	0	0.43	2022	NA	NA	NA	NA
111814	Jacksons Food Stores #204	Fremont	Alameda	NA	Low	0.43	0	0.43	2022	NA	NA	NA	NA
111815	Shell SS#68149	Livermore	Alameda	NA	Low	0.43	0	0.43	2022	NA	NA	NA	NA
111816	Shell SS#68159	Los Altos	Santa Clara	NA	Low	0.43	0	0.43	2022	NA	NA	NA	NA
111817	Jacksons Food Stores #202	Martinez	Contra Costa	NA	Low	0.43	0	0.43	2023	NA	NA	NA	NA
111818	Shell SS#68162	Milpitas	Santa Clara	NA	Low	0.43	0	0.43	2022	NA	NA	NA	NA
111819	Shell SS#68172	Napa	Napa	NA	Low	0.43	0	0.43	2022	NA	NA	NA	NA
111821	Shell SS#68169	Napa	Napa	NA	Low	0.43	0	0.43	2022	NA	NA	NA	NA
111822	Mobil SS# 68171	Napa	Napa	NA	Low	0.43	0	0.43	2022	NA	NA	NA	NA
111823	Shell SS#68173	Newark	Alameda	NA	Low	0.43	0	0.43	2023	NA	NA	NA	NA
111824	Mobil SS#68186	Petaluma	Sonoma	NA	Low	0.43	0	0.43	2023	NA	NA	NA	NA
111825	Mobil SS#68187	Pittsburg	Contra Costa	NA	Low	0.43	0	0.43	2023	NA	NA	NA	NA
111826	Mobil SS#68188	Pleasant Hill	Contra Costa	NA	Low	0.43	0	0.43	2022	NA	NA	NA	NA
111827	Shell SS#68205	San Jose	Santa Clara	NA	Low	0.43	0	0.43	2023	NA	NA	NA	NA
111828	Shell SS#68206	San Jose	Santa Clara	NA	Low	0.43	0	0.43	2022	NA	NA	NA	NA
111829	Mobil SS#68203	San Jose	Santa Clara	NA	Low	0.43	0	0.43	2023	NA	NA	NA	NA
111830	Shell SS#68202	San Jose	Santa Clara	NA	Low	0.43	0	0.43	2022	NA	NA	NA	NA
111831	Shell SS#68204	San Jose	Santa Clara	NA	Low	0.43	0	0.43	2022	NA	NA	NA	NA
111832	Shell SS#68207	San Jose	Santa Clara	NA	Low	0.43	0	0.43	2023	NA	NA	NA	NA
111833	Mobil SS#68208	San Pablo	Contra Costa	NA	Low	0.43	0	0.43	2022	NA	NA	NA	NA
111834	Shell SS#68235	Walnut Creek	Contra Costa	NA	Low	0.43	0	0.43	2023	NA	NA	NA	NA
111835	Shell SS#68236	Walnut Creek	Contra Costa	NA	Low	0.43	0	0.43	2023	NA	NA	NA	NA
111836	Shell SS#68117	Campbell	Santa Clara	NA	Low	0.43	0	0.43	2023	NA	NA	NA	NA
111837	Shell SS#68118	Campbell	Santa Clara	NA	Low	0.43	0	0.43	2023	NA	NA	NA	NA
111840	South San Francisco Fire Dept	South San Francisco	San Mateo	NA	Low	0.43	0	0.43	2022	NA	NA	NA	NA
111845	Excel Gas & Mart	San Jose	Santa Clara	NA	Low	0.43	0	0.43	2023	NA	NA	NA	NA
111846	San Bruno Valero	San Bruno	San Mateo	NA	Low	0.43	0	0.43	2023	NA	NA	NA	NA
111847	ARCO Facility #00606	Santa Clara	Santa Clara	NA	Low	0.43	0	0.43	2022	NA	NA	NA	NA
111848	Speedway No. 4478	Hayward	Alameda	NA	Low	0.43	0	0.43	2023	NA	NA	NA	NA
111853	Unocal #4374	Concord	Contra Costa	NA	Low	0.43	0	0.43	2023	NA	NA	NA	NA
111854	76 Products Co SS #3676	Millbrae	San Mateo	NA	Low	0.43	0	0.43	2023	NA	NA	NA	NA
111857	JN Abbott Distributor Inc	Gilroy	Santa Clara	NA	Low	0.43	0	0.43	2020	NA	NA	NA	NA
111858	Saint Helena Chevron	Saint Helena	Napa	NA	Low	0.43	0	0.43	2023	NA	NA	NA	NA
111859	East Bay Regional Park District	Oakland	Alameda	NA	Low	0.43	0	0.43	2023	NA	NA	NA	NA
111860	Chevron 306915	American Canyon	Napa	NA	Low	0.43	0	0.43	2023	NA	NA	NA	NA
111863	El Sobrante ARCO	El Sobrante	Contra Costa	NA	Low	0.43	0	0.43	2023	NA	NA	NA	NA
111865	Richmond 1001 Petroleum Inc	Richmond	Contra Costa	NA	Low	0.43	0	0.43	2022	NA	NA	NA	NA
111866	Sunnyvale Chevron	Sunnyvale	Santa Clara	NA	Low	0.43	0	0.43	2023	NA	NA	NA	NA
111867	Antioch Valero	Antioch	Contra Costa	NA	Low	0.43	0	0.43	2023	NA	NA	NA	NA
111869	Rolling Hills Memorial Park	Richmond	Contra Costa	NA	Low	0.43	0	0.43	2022	NA	NA	NA	NA
111870	Bayfair Gas & Mart	San Leandro	Alameda	NA	Low	0.43	0	0.43	2022	NA	NA	NA	NA
111872	Smart Stop	Pinole	Contra Costa	NA	Low	0.43	0	0.43	2023	NA	NA	NA	NA
111873	East Bay Regional Park District	Sunol	Alameda	NA	Low	0.43	0	0.43	2022	NA	NA	NA	NA
111874	East Bay Regional Park District	Alameda	Alameda	NA	Low	0.43	0	0.43	2022	NA	NA	NA	NA
111875	East Bay Regional Park District	Castro Valley	Alameda	NA	Low	0.43	0	0.43	2022	NA	NA	NA	NA
111876	East Bay Regional Park District	Richmond	Contra Costa	NA	Low	0.43	0	0.43	2022	NA	NA	NA	NA
111879	Gas and Shop	San Francisco	San Francisco	NA	Low	0.43	0	0.43	2022	NA	NA	NA	NA
111880	Safeway Fuel Center #2828	Novato	Marin	NA	Low	0.43	0	0.43	2023	NA	NA	NA	NA
111881	Jacksons Food Stores #201	San Lorenzo	Alameda	NA	Low	0.43	0	0.43	2022	NA	NA	NA	NA
111883	G & K Petroleum Inc.	Moraga	Contra Costa	NA	Low	0.43	0	0.43	2023	NA	NA	NA	NA
111885	Sausalito Shell	Sausalito	Marin	NA	Low	0.43	0	0.43	2022	NA	NA	NA	NA
111886	Willow Pass Chevron	Concord	Contra Costa	NA	Low	0.43	0	0.43	2023	NA	NA	NA	NA
111888	A&T Blacow Gas	Fremont	Alameda	NA	Low	0.43	0	0.43	2022	NA	NA	NA	NA
111889	Double AA Corporation dba Clayton Valero	Concord	Contra Costa	NA	Low	0.43	0	0.43	2022	NA	NA	NA	NA
111894	Chevron Products	Pittsburg	Contra Costa	NA	Low	0.43	0	0.43	2023	NA	NA	NA	NA
111896	Story Road Shell	San Jose	Santa Clara	NA	Low	0.43	0	0.43	2022	NA	NA	NA	NA
111897	A Tool Shed Inc	Campbell	Santa Clara	NA	Low	0.43	0	0.43	2023	NA	NA	NA	NA
111899	Alice's Restauraunt	Woodside	San Mateo	NA	Low	0.43	0	0.43	2022	NA	NA	NA	NA
111902	7-Eleven Store #33277	Santa Rosa	Sonoma	NA	Low	0.43	0	0.43	2022	NA	NA	NA	NA
111903	Safeway Fuel Center #2708	Alameda	Alameda	NA	Low	0.43	0	0.43	2022	NA	NA	NA	NA
111907	Valley of the Moon Water Dist	Sonoma	Sonoma	NA	Low	0.43	0	0.43	2022	NA	NA	NA	NA
111908	Vasco Valero	Livermore	Alameda	NA	Low	0.43	0	0.43	2020	NA	NA	NA	NA
111911	Shell Gas Station	Pinole	Contra Costa	NA	Low	0.43	0	0.43	2022	NA	NA	NA	NA
111912	Precise Auto dba Precise Chevron	San Jose	Santa Clara	NA	Low	0.43	0	0.43	2022	NA	NA	NA	NA
111913	Clear Channel Outdoor	Oakland	Alameda	NA	Low	0.43	0	0.43	2023	NA	NA	NA	NA
111914	Gashouse Cove Marina Inc	San Francisco	San Francisco	NA	Low	0.43	0	0.43	2022	NA	NA	NA	NA

Facility Number	Facility Name ⁽¹⁾ (1)See pp. 18-21 of the TAC Control Program Annual Report for important context regarding this data.	City	County	Rule 11-18 Ranking	AB2588 Priority Ranking	Cancer PS	Chronic PS	PS	PS Year	HRA Year	Cancer Risk (chances in a million)	Chronic Hazard Index	Acute Hazard Index
111917	Crockett Fuel & Market	Crockett	Contra Costa	NA	Low	0.43	0	0.43	2022	NA	NA	NA	NA
111918	98th Gas And Mart	Oakland	Alameda	NA	Low	0.43	0	0.43	2022	NA	NA	NA	NA
111921	San Francisco Fire Station #8	San Francisco	San Francisco	NA	Low	0.43	0	0.43	2023	NA	NA	NA	NA
111923	Budget Rent-A-Car System	San Francisco	San Francisco	NA	Low	0.43	0	0.43	2023	NA	NA	NA	NA
111925	San Francisco Fire Station 13	San Francisco	San Francisco	NA	Low	0.43	0	0.43	2023	NA	NA	NA	NA
111927	JVSABC Enterprises	San Jose	Santa Clara	NA	Low	0.43	0	0.43	2023	NA	NA	NA	NA
111928	T & R Automotive Center dba Exxon	San Francisco	San Francisco	NA	Low	0.43	0	0.43	2023	NA	NA	NA	NA
111930	Bethel Harbor LTD	Bethel Island	Contra Costa	NA	Low	0.43	0	0.43	2023	NA	NA	NA	NA
111931	United Gas & Food Mart	Richmond	Contra Costa	NA	Low	0.43	0	0.43	2022	NA	NA	NA	NA
111932	Emerald Point Marina	Bethel Island	Contra Costa	NA	Low	0.43	0	0.43	2023	NA	NA	NA	NA
111933	Costco Gasoline #1042	Redwood City	San Mateo	NA	Low	0.43	0	0.43	2022	2008	3.9	0	NA
111934	Santa Clara VTA	Mountain View	Santa Clara	NA	Low	0.43	0	0.43	2022	NA	NA	NA	NA
111936	Newark Chevron	Newark	Alameda	NA	Low	0.43	0	0.43	2023	NA	NA	NA	NA
111937	Conoco Phillips #255130	Milpitas	Santa Clara	NA	Low	0.43	0	0.43	2022	NA	NA	NA	NA
111938	Four Corners Union 76	Concord	Contra Costa	NA	Low	0.43	0	0.43	2023	NA	NA	NA	NA
111939	ARCO Facility #07026	Oakland	Alameda	NA	Low	0.43	0	0.43	2023	NA	NA	NA	NA
111940	George's Fuel & Auto Repair	Sunnyvale	Santa Clara	NA	Low	0.43	0	0.43	2023	NA	NA	NA	NA
111942	Tice Valley Texaco	Walnut Creek	Contra Costa	NA	Low	0.43	0	0.43	2023	NA	NA	NA	NA
111943	Delong Oil Inc	Pleasanton	Alameda	NA	Low	0.43	0	0.43	2023	NA	NA	NA	NA
111944	Alhambra 76	Martinez	Contra Costa	NA	Low	0.43	0	0.43	2023	NA	NA	NA	NA
111945	Strawberry Food Mart	Mill Valley	Marin	NA	Low	0.43	0	0.43	2022	NA	NA	NA	NA
111946	Central Ave Shell	Richmond	Contra Costa	NA	Low	0.43	0	0.43	2022	NA	NA	NA	NA
111947	China Town 76 Unocal #0752	Oakland	Alameda	NA	Low	0.43	0	0.43	2023	NA	NA	NA	NA
111949	Former ARCO #4971	Napa	Napa	NA	Low	0.43	0	0.43	2022	NA	NA	NA	NA
111950	ARCO Facility #07127	Richmond	Contra Costa	NA	Low	0.43	0	0.43	2023	NA	NA	NA	NA
111951	Divisadero Union 76	San Francisco	San Francisco	NA	Low	0.43	0	0.43	2023	NA	NA	NA	NA
111952	Antioch Shell	Antioch	Contra Costa	NA	Low	0.43	0	0.43	2023	NA	NA	NA	NA
111953	Danville Shell	Danville	Contra Costa	NA	Low	0.43	0	0.43	2023	NA	NA	NA	NA
111954	Satnam Petroleum dba Blossom Valley 76	San Jose	Santa Clara	NA	Low	0.43	0	0.43	2023	NA	NA	NA	NA
111955	Bay Petroleum dba Holly 76	San Carlos	San Mateo	NA	Low	0.43	0	0.43	2023	NA	NA	NA	NA
111956	National Petroleum Sunnyvale	Sunnyvale	Santa Clara	NA	Low	0.43	0	0.43	2023	NA	NA	NA	NA
111957	Unocal Service Station	Walnut Creek	Contra Costa	NA	Low	0.43	0	0.43	2023	NA	NA	NA	NA
111958	76 Station (Janice Lam Tran)	San Jose	Santa Clara	NA	Low	0.43	0	0.43	2022	NA	NA	NA	NA
111960	AJ H76 Gas Station	San Jose	Santa Clara	NA	Low	0.43	0	0.43	2023	NA	NA	NA	NA
111961	Dutch Pride Gas and Food	Antioch	Contra Costa	NA	Low	0.43	0	0.43	2021	NA	NA	NA	NA
111962	Concord Avenue Shell	Concord	Contra Costa	NA	Low	0.43	0	0.43	2022	NA	NA	NA	NA
111963	Town of Hillsborough Police	Hillsborough	San Mateo	NA	Low	0.43	0	0.43	2023	NA	NA	NA	NA
111965	76 branded station	San Jose	Santa Clara	NA	Low	0.43	0	0.43	2023	NA	NA	NA	NA
111966	De La Cruz 76 Station	Santa Clara	Santa Clara	NA	Low	0.43	0	0.43	2022	NA	NA	NA	NA
111967	Unocal #2705704	Pittsburg	Contra Costa	NA	Low	0.43	0	0.43	2023	NA	NA	NA	NA
111968	ARCO Facility #07119	Millbrae	San Mateo	NA	Low	0.43	0	0.43	2023	NA	NA	NA	NA
111969	Union 76	Fremont	Alameda	NA	Low	0.43	0	0.43	2023	NA	NA	NA	NA
111970	Terra Linda 76 & Pro-Carwash	San Rafael	Marin	NA	Low	0.43	0	0.43	2023	NA	NA	NA	NA
111971	DLA Service Station	Hayward	Alameda	NA	Low	0.43	0	0.43	2023	NA	NA	NA	NA
111972	ConocoPhillips #2611152	San Pablo	Contra Costa	NA	Low	0.43	0	0.43	2022	NA	NA	NA	NA
111973	North First Union 76	San Jose	Santa Clara	NA	Low	0.43	0	0.43	2023	NA	NA	NA	NA
111974	Henry W Coe State Park	Morgan Hill	Santa Clara	NA	Low	0.43	0	0.43	2023	NA	NA	NA	NA
111975	Cleveland 76	Santa Rosa	Sonoma	NA	Low	0.43	0	0.43	2023	NA	NA	NA	NA
111977	Cal Fire	Napa	Napa	NA	Low	0.43	0	0.43	2023	NA	NA	NA	NA
111978	Kunst Bros Painting	San Rafael	Marin	NA	Low	0.43	0	0.43	2023	NA	NA	NA	NA
111979	Super Gas & Mart	San Jose	Santa Clara	NA	Low	0.43	0	0.43	2023	NA	NA	NA	NA
111980	Potrero Union 76	San Francisco	San Francisco	NA	Low	0.43	0	0.43	2022	NA	NA	NA	NA
111981	Valley Liquor & Gas	Napa	Napa	NA	Low	0.43	0	0.43	2022	NA	NA	NA	NA
111982	Tosco Marketing Unocal #0670	Burlingame	San Mateo	NA	Low	0.43	0	0.43	2023	NA	NA	NA	NA
111983	Cardlock Fuels System Inc.	Gilroy	Santa Clara	NA	Low	0.43	0	0.43	2023	NA	NA	NA	NA
111984	New Era Energy LLC	Berkeley	Alameda	NA	Low	0.43	0	0.43	2023	NA	NA	NA	NA
111988	Parm Bassi Gas Station	Santa Rosa	Sonoma	NA	Low	0.43	0	0.43	2022	NA	NA	NA	NA
111991	Bay Are Oil #255088	Campbell	Santa Clara	NA	Low	0.43	0	0.43	2022	NA	NA	NA	NA
111992	Burlingame 76	Burlingame	San Mateo	NA	Low	0.43	0	0.43	2023	NA	NA	NA	NA
111993	Travis 76	Belmont	San Mateo	NA	Low	0.43	0	0.43	2023	NA	NA	NA	NA
111994	Emery Bay 76	Emeryville	Alameda	NA	Low	0.43	0	0.43	2023	NA	NA	NA	NA
111995	Fremont Gas and Food Inc.	Fremont	Alameda	NA	Low	0.43	0	0.43	2022	NA	NA	NA	NA
111996	Michael's Market	Discovery Bay	Contra Costa	NA	Low	0.43	0	0.43	2022	NA	NA	NA	NA
111998	Unocal #3312	Santa Rosa	Sonoma	NA	Low	0.43	0	0.43	2023	NA	NA	NA	NA
112000	24/7 Gas Service Company Inc	Santa Rosa	Sonoma	NA	Low	0.43	0	0.43	2023	NA	NA	NA	NA
112001	Industrial Gas	Hayward	Alameda	NA	Low	0.43	0	0.43	2022	NA	NA	NA	NA
112003	Pacific Enterprise Unocal 76	San Francisco	San Francisco	NA	Low	0.43	0	0.43	2022	NA	NA	NA	NA

Facility Number	Facility Name ⁽¹⁾ (1)See pp. 18-21 of the TAC Control Program Annual Report for important context regarding this data.	City	County	Rule 11-18 Ranking	AB2588 Priority Ranking	Cancer PS	Chronic PS	PS	PS Year	HRA Year	Cancer Risk (chances in a million)	Chronic Hazard Index	Acute Hazard Index
112005	ARCO Facility #02153 - Wasu D Pillay	Santa Clara	Santa Clara	NA	Low	0.43	0	0.43	2022	NA	NA	NA	NA
112006	Matt and Jeff's Gasoline	San Rafael	Marin	NA	Low	0.43	0	0.43	2023	NA	NA	NA	NA
112008	Vikhar	Saratoga	Santa Clara	NA	Low	0.43	0	0.43	2023	NA	NA	NA	NA
112011	Chevron	San Leandro	Alameda	NA	Low	0.43	0	0.43	2023	NA	NA	NA	NA
112012	Pari-Mart Inc.	Concord	Contra Costa	NA	Low	0.43	0	0.43	2023	NA	NA	NA	NA
112013	Conserv Fuel	Napa	Napa	NA	Low	0.43	0	0.43	2022	NA	NA	NA	NA
112014	Valero Sunnyvale	Sunnyvale	Santa Clara	NA	Low	0.43	0	0.43	2023	NA	NA	NA	NA
112017	HQ Fuels	Mill Valley	Marin	NA	Low	0.43	0	0.43	2023	NA	NA	NA	NA
112019	Eastern Contra Costa Transit Authority	Antioch	Contra Costa	NA	Low	0.43	0	0.43	2023	NA	NA	NA	NA
112024	Sunol Super Stop	Sunol	Alameda	NA	Low	0.43	0	0.43	2023	NA	NA	NA	NA
112026	Unocal #5406	Petaluma	Sonoma	NA	Low	0.43	0	0.43	2023	NA	NA	NA	NA
112027	Chevron	San Rafael	Marin	NA	Low	0.43	0	0.43	2022	NA	NA	NA	NA
112029	Bridgeway Gas	Sausalito	Marin	NA	Low	0.43	0	0.43	2022	NA	NA	NA	NA
112030	Brentwood Gas & More	Brentwood	Contra Costa	NA	Low	0.43	0	0.43	2022	NA	NA	NA	NA
112033	4190 Mowry Inc	Fremont	Alameda	NA	Low	0.43	0	0.43	2023	NA	NA	NA	NA
112034	Pleasure Cove Marina	Napa	Napa	NA	Low	0.43	0	0.43	2022	NA	NA	NA	NA
112037	Chevron Station #308613	Oakland	Alameda	NA	Low	0.43	0	0.43	2022	NA	NA	NA	NA
112038	H&S Energy Products LLC #3044 - Chevron	Martinez	Contra Costa	NA	Low	0.43	0	0.43	2023	NA	NA	NA	NA
112039	Larkfield Union 76	Santa Rosa	Sonoma	NA	Low	0.43	0	0.43	2023	NA	NA	NA	NA
112041	Mid Peninsula Water District	Belmont	San Mateo	NA	Low	0.43	0	0.43	2022	NA	NA	NA	NA
112042	Westco Gas	Oakland	Alameda	NA	Low	0.43	0	0.43	2022	NA	NA	NA	NA
112043	Salkhi Petroleum Inc dba Grand Gas Union	San Jose	Santa Clara	NA	Low	0.43	0	0.43	2023	NA	NA	NA	NA
112047	Strauch & Compnay	Brentwood	Contra Costa	NA	Low	0.43	0	0.43	2023	NA	NA	NA	NA
112048	General Auto Service & Home Gas	San Francisco	San Francisco	NA	Low	0.43	0	0.43	2022	NA	NA	NA	NA
112049	Don's Gas	Concord	Contra Costa	NA	Low	0.43	0	0.43	2023	NA	NA	NA	NA
112050	Main Street Chevron	Walnut Creek	Contra Costa	NA	Low	0.43	0	0.43	2023	NA	NA	NA	NA
112052	10151 International	Vallejo	Solano	NA	Low	0.43	0	0.43	2022	NA	NA	NA	NA
112056	Diamond Petroleum Inc	Concord	Contra Costa	NA	Low	0.43	0	0.43	2023	NA	NA	NA	NA
112057	Coyote Creek Golf Club	Morgan Hill	Santa Clara	NA	Low	0.43	0	0.43	2023	NA	NA	NA	NA
112060	Central Gas Livermore	Livermore	Alameda	NA	Low	0.43	0	0.43	2022	NA	NA	NA	NA
112061	Mission Martco	San Francisco	San Francisco	NA	Low	0.43	0	0.43	2022	NA	NA	NA	NA
112062	Arco AMPM #82878	Livermore	Alameda	NA	Low	0.43	0	0.43	2022	NA	NA	NA	NA
112063	Energy Gas & Mart	Richmond	Contra Costa	NA	Low	0.43	0	0.43	2022	NA	NA	NA	NA
112071	Chevron Station #96956	San Ramon	Contra Costa	NA	Low	0.43	0	0.43	2022	NA	NA	NA	NA
112076	Grand Petroleum Inc dba Buskirk Chevron	Pleasant Hill	Contra Costa	NA	Low	0.43	0	0.43	2022	NA	NA	NA	NA
112077	Tully AM/PM	San Jose	Santa Clara	NA	Low	0.43	0	0.43	2023	NA	NA	NA	NA
112078	Rancho 76 Inc.	Los Altos	Santa Clara	NA	Low	0.43	0	0.43	2022	NA	NA	NA	NA
112079	All Star Gas	San Leandro	Alameda	NA	Low	0.43	0	0.43	2022	NA	NA	NA	NA
112080	Vo Gas Station	San Jose	Santa Clara	NA	Low	0.43	0	0.43	2023	NA	NA	NA	NA
112081	Travis Blvd	Fairfield	Solano	NA	Low	0.43	0	0.43	2023	NA	NA	NA	NA
112082	Shell at Hacienda Crossings #165112	Dublin	Alameda	NA	Low	0.43	0	0.43	2023	NA	NA	NA	NA
112084	H&S Energy Products LLC #3040 - Chevron	Oakley	Contra Costa	NA	Low	0.43	0	0.43	2022	NA	NA	NA	NA
112085	A&M Gas Station	Piedmont	Alameda	NA	Low	0.43	0	0.43	2022	NA	NA	NA	NA
112089	Gaviola Enterprises Inc. DBA Fairfield Valero	Fairfield	Solano	NA	Low	0.43	0	0.43	2023	NA	NA	NA	NA
112094	Gas and Shop	Redwood City	San Mateo	NA	Low	0.43	0	0.43	2023	NA	NA	NA	NA
112096	Dougherty Valley Service Center - City of San Ramon	San Ramon	Contra Costa	NA	Low	0.43	0	0.43	2022	NA	NA	NA	NA
112099	Chevron Santa Rosa	Santa Rosa	Sonoma	NA	Low	0.43	0	0.43	2023	NA	NA	NA	NA
112100	Lake Merritt Gasoline - Sanjiv N Patel	Oakland	Alameda	NA	Low	0.43	0	0.43	2023	NA	NA	NA	NA
112101	ARCO	Fairfield	Solano	NA	Low	0.43	0	0.43	2023	NA	NA	NA	NA
112102	Cal Gas & Diesel	San Jose	Santa Clara	NA	Low	0.43	0	0.43	2023	NA	NA	NA	NA
112103	ARCO Facility #06223	San Jose	Santa Clara	NA	Low	0.43	0	0.43	2022	NA	NA	NA	NA
112108	SJ Int Airport Rental Car Center	San Jose	Santa Clara	NA	Low	0.43	0	0.43	2023	NA	NA	NA	NA
112111	Sunbelt Rental	Richmond	Contra Costa	NA	Low	0.43	0	0.43	2022	NA	NA	NA	NA
112116	Chevron Station # 90392	San Francisco	San Francisco	NA	Low	0.43	0	0.43	2023	NA	NA	NA	NA
112117	New Sunrise Seven Gas & Service	San Jose	Santa Clara	NA	Low	0.43	0	0.43	2022	NA	NA	NA	NA
112119	ARCO Facility #83129	South San Francisco	San Mateo	NA	Low	0.43	0	0.43	2023	NA	NA	NA	NA
112121	Chevron USA #0877	Berkeley	Alameda	NA	Low	0.43	0	0.43	2022	NA	NA	NA	NA
112123	National Petroleum	Concord	Contra Costa	NA	Low	0.43	0	0.43	2022	NA	NA	NA	NA
112124	Costco Wholesale # 1061	Hayward	Alameda	NA	Low	0.43	0	0.43	2023	2009	8	0.02	NA
112125	Environmental Systems Inc	Santa Clara	Santa Clara	NA	Low	0.43	0	0.43	2022	NA	NA	NA	NA
112130	H&S Energy Products LLC #3086	Milpitas	Santa Clara	NA	Low	0.43	0	0.43	2023	NA	NA	NA	NA
112133	Willow Road Gas	Menlo Park	San Mateo	NA	Low	0.43	0	0.43	2023	NA	NA	NA	NA
112135	North Main Shell	Walnut Creek	Contra Costa	NA	Low	0.43	0	0.43	2023	NA	NA	NA	NA

Facility Number	Facility Name ⁽¹⁾ (1)See pp. 18-21 of the TAC Control Program Annual Report for important context regarding this data.	City	County	Rule 11-18 Ranking	AB2588 Priority Ranking	Cancer PS	Chronic PS	PS	PS Year	HRA Year	Cancer Risk (chances in a million)	Chronic Hazard Index	Acute Hazard Index
112136	H&S Energy Products LLC #3043 - Chevron	Vallejo	Solano	NA	Low	0.43	0	0.43	2023	NA	NA	NA	NA
112140	Stop'N'Go Gas Station	Oakland	Alameda	NA	Low	0.43	0	0.43	2022	NA	NA	NA	NA
112141	Post Street Realty Group LLC	Santa Rosa	Sonoma	NA	Low	0.43	0	0.43	2023	NA	NA	NA	NA
112142	CT Senter Road Station	San Jose	Santa Clara	NA	Low	0.43	0	0.43	2022	NA	NA	NA	NA
112143	Diamond Petroleum Inc dba Marina Arco	Suisun City	Solano	NA	Low	0.43	0	0.43	2023	NA	NA	NA	NA
112144	San Pablo Gas	San Pablo	Contra Costa	NA	Low	0.43	0	0.43	2023	NA	NA	NA	NA
112145	ARCO Facility #07126	Oakley	Contra Costa	NA	Low	0.43	0	0.43	2023	NA	NA	NA	NA
112147	Chevron USA #91912	Rohnert Park	Sonoma	NA	Low	0.43	0	0.43	2022	NA	NA	NA	NA
112148	Pic N Pay Market	Glen Ellen	Sonoma	NA	Low	0.43	0	0.43	2022	NA	NA	NA	NA
112151	Camden Gas & Mini Mart dba Fremont Gas	Sunnyvale	Santa Clara	NA	Low	0.43	0	0.43	2023	NA	NA	NA	NA
112152	NKM Quickserve	San Francisco	San Francisco	NA	Low	0.43	0	0.43	2022	NA	NA	NA	NA
112154	Dublin Toyota	Dublin	Alameda	NA	Low	0.43	0	0.43	2022	NA	NA	NA	NA
112155	United Pacific #5444	San Jose	Santa Clara	NA	Low	0.43	0	0.43	2022	NA	NA	NA	NA
112156	Burlingame Car Wash Gas Station	Burlingame	San Mateo	NA	Low	0.43	0	0.43	2023	NA	NA	NA	NA
112157	ARCO Facility #05370	Campbell	Santa Clara	NA	Low	0.43	0	0.43	2023	NA	NA	NA	NA
112158	United Pacific #5192	Oakland	Alameda	NA	Low	0.43	0	0.43	2022	NA	NA	NA	NA
112159	Kiewit Infrastructure West Co	Vallejo	Solano	NA	Low	0.43	0	0.43	2023	NA	NA	NA	NA
112161	OM Fuel Inc	Los Altos	Santa Clara	NA	Low	0.43	0	0.43	2022	NA	NA	NA	NA
112162	Alcal Specialty Contracting Inc.	Fremont	Alameda	NA	Low	0.43	0	0.43	2022	NA	NA	NA	NA
112164	Campbell Corner Store	Campbell	Santa Clara	NA	Low	0.43	0	0.43	2021	NA	NA	NA	NA
112165	ARCO Facility #00230	San Francisco	San Francisco	NA	Low	0.43	0	0.43	2023	NA	NA	NA	NA
112166	Canada College	Redwood City	San Mateo	NA	Low	0.43	0	0.43	2023	NA	NA	NA	NA
112167	ARCO Facility #07133	Fremont	Alameda	NA	Low	0.43	0	0.43	2022	NA	NA	NA	NA
112169	NK Gas	Antioch	Contra Costa	NA	Low	0.43	0	0.43	2023	NA	NA	NA	NA
112170	Flyers #484	San Jose	Santa Clara	NA	Low	0.43	0	0.43	2022	NA	NA	NA	NA
112171	Flyers #483	Fremont	Alameda	NA	Low	0.43	0	0.43	2023	NA	NA	NA	NA
112172	Flyers #482	Hayward	Alameda	NA	Low	0.43	0	0.43	2022	NA	NA	NA	NA
112173	Texas Gas	San Pablo	Contra Costa	NA	Low	0.43	0	0.43	2022	NA	NA	NA	NA
112176	J and O Tire	Oakland	Alameda	NA	Low	0.43	0	0.43	2023	NA	NA	NA	NA
112177	Texaco Station #355921	Benicia	Solano	NA	Low	0.43	0	0.43	2023	NA	NA	NA	NA
112178	Chevron Station #305237	Gilroy	Santa Clara	NA	Low	0.43	0	0.43	2023	NA	NA	NA	NA
112180	Sunko	San Leandro	Alameda	NA	Low	0.43	0	0.43	2022	NA	NA	NA	NA
112181	Webster 76	Alameda	Alameda	NA	Low	0.43	0	0.43	2023	NA	NA	NA	NA
112182	Grand Petroleum	Oakland	Alameda	NA	Low	0.43	0	0.43	2022	NA	NA	NA	NA
112183	American Canyon Fire & Police	American Canyon	Napa	NA	Low	0.43	0	0.43	2022	NA	NA	NA	NA
112184	County of Santa Clara	San Jose	Santa Clara	NA	Low	0.43	0	0.43	2023	NA	NA	NA	NA
112186	ARCO Facility #02114	San Jose	Santa Clara	NA	Low	0.43	0	0.43	2023	NA	NA	NA	NA
112187	PNB Corp dba Ultra Gasoline	Concord	Contra Costa	NA	Low	0.43	0	0.43	2022	NA	NA	NA	NA
112189	George & Bob's Service	Mento Park	San Mateo	NA	Low	0.43	0	0.43	2023	NA	NA	NA	NA
112192	7-Eleven #34158	Fairfield	Solano	NA	Low	0.43	0	0.43	2023	NA	NA	NA	NA
112194	Janta Inc. dba Valero on 4th	Santa Rosa	Sonoma	NA	Low	0.43	0	0.43	2023	NA	NA	NA	NA
112197	Bayside 76	San Mateo	San Mateo	NA	Low	0.43	0	0.43	2022	NA	NA	NA	NA
112200	Union 76	San Jose	Santa Clara	NA	Low	0.43	0	0.43	2023	NA	NA	NA	NA
112201	Saratoga 76	San Jose	Santa Clara	NA	Low	0.43	0	0.43	2022	NA	NA	NA	NA
112202	Boyett Petroleum Boyett site #16	San Francisco	San Francisco	NA	Low	0.43	0	0.43	2023	NA	NA	NA	NA
112203	H&S Energy Products LLC #2045 - Chevron	Antioch	Contra Costa	NA	Low	0.43	0	0.43	2023	NA	NA	NA	NA
112204	Hillcrest Gas	Antioch	Contra Costa	NA	Low	0.43	0	0.43	2023	NA	NA	NA	NA
112205	Cachita LLC	Sonoma	Sonoma	NA	Low	0.43	0	0.43	2023	NA	NA	NA	NA
112207	San Ramon Valley Fire Protection	Danville	Contra Costa	NA	Low	0.43	0	0.43	2022	NA	NA	NA	NA
112211	Skyline Real Estate LLC	Woodside	San Mateo	NA	Low	0.43	0	0.43	2023	NA	NA	NA	NA
112213	ARCO Facility #6526	Pittsburg	Contra Costa	NA	Low	0.43	0	0.43	2023	NA	NA	NA	NA
112214	Alhambra Petroleum Inc.	Martinez	Contra Costa	NA	Low	0.43	0	0.43	2023	NA	NA	NA	NA
112215	Bay Valley Auto Sales dba Blossom Hill 76	San Jose	Santa Clara	NA	Low	0.43	0	0.43	2023	NA	NA	NA	NA
112216	Hillcrest Valero	Antioch	Contra Costa	NA	Low	0.43	0	0.43	2023	NA	NA	NA	NA
112217	All Star Rents	Novato	Marin	NA	Low	0.43	0	0.43	2022	NA	NA	NA	NA
112218	Oliver deSilva Inc dba Gallagher & Burk	Oakland	Alameda	NA	Low	0.43	0	0.43	2023	NA	NA	NA	NA
112220	Calistoga 76	Calistoga	Napa	NA	Low	0.43	0	0.43	2023	NA	NA	NA	NA
112222	Mowry Circle K	Fremont	Alameda	NA	Low	0.43	0	0.43	2023	NA	NA	NA	NA
112224	Alamo Rental (US) Inc	Santa Clara	Santa Clara	NA	Low	0.43	0	0.43	2022	NA	NA	NA	NA
112225	Safeway Fuel Center #2941	Pleasant Hill	Contra Costa	NA	Low	0.43	0	0.43	2023	NA	NA	NA	NA
112227	Gateway Gas & Mart	Bethel Island	Contra Costa	NA	Low	0.43	0	0.43	2022	NA	NA	NA	NA
112228	Bob's Liquor & Food	Benicia	Solano	NA	Low	0.43	0	0.43	2022	NA	NA	NA	NA
112229	County of Santa Clara - Sanborn County Park	Saratoga	Santa Clara	NA	Low	0.43	0	0.43	2023	NA	NA	NA	NA

Facility Number	Facility Name ⁽¹⁾ (1)See pp. 18-21 of the TAC Control Program Annual Report for important context regarding this data.	City	County	Rule 11-18 Ranking	AB2588 Priority Ranking	Cancer PS	Chronic PS	PS	PS Year	HRA Year	Cancer Risk (chances in a million)	Chronic Hazard Index	Acute Hazard Index
112231	National Rental (US) Inc	Oakland	Alameda	NA	Low	0.43	0	0.43	2022	NA	NA	NA	NA
112232	Boyett Petroleum Boyett site #17	Hayward	Alameda	NA	Low	0.43	0	0.43	2023	NA	NA	NA	NA
112234	Union 76 branded gasoline station	San Francisco	San Francisco	NA	Low	0.43	0	0.43	2023	NA	NA	NA	NA
112235	AK Services Inc. Chevron Station	Livermore	Alameda	NA	Low	0.43	0	0.43	2022	NA	NA	NA	NA
112236	A & A Gas and Food Mart	San Leandro	Alameda	NA	Low	0.43	0	0.43	2022	NA	NA	NA	NA
112238	ConocoPhillips #254354	Menlo Park	San Mateo	NA	Low	0.43	0	0.43	2023	NA	NA	NA	NA
112240	University Shell	Berkeley	Alameda	NA	Low	0.43	0	0.43	2023	NA	NA	NA	NA
112241	Grimmergas Inc	Fremont	Alameda	NA	Low	0.43	0	0.43	2022	NA	NA	NA	NA
112242	Brittan Shell	San Carlos	San Mateo	NA	Low	0.43	0	0.43	2023	NA	NA	NA	NA
112243	Capital Shell	San Jose	Santa Clara	NA	Low	0.43	0	0.43	2023	NA	NA	NA	NA
112244	California Shell	San Francisco	San Francisco	NA	Low	0.43	0	0.43	2023	NA	NA	NA	NA
112245	Woodside Shell	Redwood City	San Mateo	NA	Low	0.43	0	0.43	2023	NA	NA	NA	NA
112246	Veterans Shell	Redwood City	San Mateo	NA	Low	0.43	0	0.43	2023	NA	NA	NA	NA
112247	Rengstorff Shell	Mountain View	Santa Clara	NA	Low	0.43	0	0.43	2023	NA	NA	NA	NA
112248	Miramonte Shell	Mountain View	Santa Clara	NA	Low	0.43	0	0.43	2023	NA	NA	NA	NA
112249	Lakeville Shell	Petaluma	Sonoma	NA	Low	0.43	0	0.43	2023	NA	NA	NA	NA
112250	Cordelia Shell	Fairfield	Solano	NA	Low	0.43	0	0.43	2023	NA	NA	NA	NA
112252	North Texas Shell	Fairfield	Solano	NA	Low	0.43	0	0.43	2023	NA	NA	NA	NA
112253	San Pablo Shell	El Sobrante	Contra Costa	NA	Low	0.43	0	0.43	2023	NA	NA	NA	NA
112257	Saratoga Shell	San Jose	Santa Clara	NA	Low	0.43	0	0.43	2022	NA	NA	NA	NA
112258	McKee Shell	San Jose	Santa Clara	NA	Low	0.43	0	0.43	2023	NA	NA	NA	NA
112259	Pruneyard Shell	Campbell	Santa Clara	NA	Low	0.43	0	0.43	2023	NA	NA	NA	NA
112260	Piedmont Shell	San Jose	Santa Clara	NA	Low	0.43	0	0.43	2022	NA	NA	NA	NA
112261	Hamilton Shell	Campbell	Santa Clara	NA	Low	0.43	0	0.43	2023	NA	NA	NA	NA
112262	Great America Shell	Santa Clara	Santa Clara	NA	Low	0.43	0	0.43	2023	NA	NA	NA	NA
112263	Mission Shell	San Francisco	San Francisco	NA	Low	0.43	0	0.43	2022	NA	NA	NA	NA
112264	Wolfe Road Shell	Sunnyvale	Santa Clara	NA	Low	0.43	0	0.43	2023	NA	NA	NA	NA
112265	Augustine Shell	Santa Clara	Santa Clara	NA	Low	0.43	0	0.43	2022	NA	NA	NA	NA
112266	Peninsula Shell	San Mateo	San Mateo	NA	Low	0.43	0	0.43	2022	NA	NA	NA	NA
112267	Third Street Shell	San Mateo	San Mateo	NA	Low	0.43	0	0.43	2022	NA	NA	NA	NA
112268	Norfolk Shell	San Mateo	San Mateo	NA	Low	0.43	0	0.43	2022	NA	NA	NA	NA
112269	Beryessa Shell	San Jose	Santa Clara	NA	Low	0.43	0	0.43	2022	NA	NA	NA	NA
112270	Almaden Shell	San Jose	Santa Clara	NA	Low	0.43	0	0.43	2023	NA	NA	NA	NA
112271	King Tully Shell #135986	San Jose	Santa Clara	NA	Low	0.43	0	0.43	2023	NA	NA	NA	NA
112272	Meridian Shell	San Jose	Santa Clara	NA	Low	0.43	0	0.43	2022	NA	NA	NA	NA
112273	Potrero Shell	San Francisco	San Francisco	NA	Low	0.43	0	0.43	2023	NA	NA	NA	NA
112274	Parkside Shell	San Francisco	San Francisco	NA	Low	0.43	0	0.43	2023	NA	NA	NA	NA
112275	Lombard Shell	San Francisco	San Francisco	NA	Low	0.43	0	0.43	2022	NA	NA	NA	NA
112276	Harrison Shell	San Francisco	San Francisco	NA	Low	0.43	0	0.43	2022	NA	NA	NA	NA
112277	Lincoln Way Shell	San Francisco	San Francisco	NA	Low	0.43	0	0.43	2022	NA	NA	NA	NA
112278	SF Third Street Shell	San Francisco	San Francisco	NA	Low	0.43	0	0.43	2023	NA	NA	NA	NA
112279	Alemany Shell	San Francisco	San Francisco	NA	Low	0.43	0	0.43	2023	NA	NA	NA	NA
112280	Turk Street Shell	San Francisco	San Francisco	NA	Low	0.43	0	0.43	2023	NA	NA	NA	NA
112281	19th Avenue Shell	San Francisco	San Francisco	NA	Low	0.43	0	0.43	2023	NA	NA	NA	NA
112282	Embarcadero Shell	Palo Alto	Santa Clara	NA	Low	0.43	0	0.43	2023	NA	NA	NA	NA
112283	Gateway Shell	Pacifica	San Mateo	NA	Low	0.43	0	0.43	2022	NA	NA	NA	NA
112284	Coast Hwy Shell	Pacifica	San Mateo	NA	Low	0.43	0	0.43	2022	NA	NA	NA	NA
112285	Mountain View Shell	Mountain View	Santa Clara	NA	Low	0.43	0	0.43	2023	NA	NA	NA	NA
112286	Americana Shell	Mountain View	Santa Clara	NA	Low	0.43	0	0.43	2023	NA	NA	NA	NA
112287	East Dunne Shell	Morgan Hill	Santa Clara	NA	Low	0.43	0	0.43	2022	NA	NA	NA	NA
112288	Jacklin Shell	Milpitas	Santa Clara	NA	Low	0.43	0	0.43	2022	NA	NA	NA	NA
112289	5th Avenue Shell	Menlo Park	San Mateo	NA	Low	0.43	0	0.43	2023	NA	NA	NA	NA
112290	Middle Avenue Shell	Menlo Park	San Mateo	NA	Low	0.43	0	0.43	2023	NA	NA	NA	NA
112291	Hickey Way Shell	Daly City	San Mateo	NA	Low	0.43	0	0.43	2022	NA	NA	NA	NA
112292	Gellert Shell	Daly City	San Mateo	NA	Low	0.43	0	0.43	2022	NA	NA	NA	NA
112293	Hillside Shell	Daly City	San Mateo	NA	Low	0.43	0	0.43	2022	NA	NA	NA	NA
112294	Stevens Creek Gas	Cupertino	Santa Clara	NA	Low	0.43	0	0.43	2022	NA	NA	NA	NA
112295	Bayshore Shell	Burlingame	San Mateo	NA	Low	0.43	0	0.43	2023	NA	NA	NA	NA
112296	Bernal Shell	San Jose	Santa Clara	NA	Low	0.43	0	0.43	2022	NA	NA	NA	NA
112297	Hembree Shell	Windsor	Sonoma	NA	Low	0.43	0	0.43	2022	NA	NA	NA	NA
112298	Windsor Shell	Windsor	Sonoma	NA	Low	0.43	0	0.43	2022	NA	NA	NA	NA
112299	Marine World Shell	Vallejo	Solano	NA	Low	0.43	0	0.43	2022	NA	NA	NA	NA
112300	Admiral Shell	Vallejo	Solano	NA	Low	0.43	0	0.43	2022	NA	NA	NA	NA
112301	Broadway Shell	Sonoma	Sonoma	NA	Low	0.43	0	0.43	2022	NA	NA	NA	NA
112302	Todd Road Shell	Santa Rosa	Sonoma	NA	Low	0.43	0	0.43	2023	NA	NA	NA	NA

Facility Number	Facility Name ⁽¹⁾ (1)See pp. 18-21 of the TAC Control Program Annual Report for important context regarding this data.	City	County	Rule 11-18 Ranking	AB2588 Priority Ranking	Cancer PS	Chronic PS	PS	PS Year	HRA Year	Cancer Risk (chances in a million)	Chronic Hazard Index	Acute Hazard Index
112303	Cleveland Shell	Santa Rosa	Sonoma	NA	Low	0.43	0	0.43	2023	NA	NA	NA	NA
112304	Dutton Shell	Santa Rosa	Sonoma	NA	Low	0.43	0	0.43	2023	NA	NA	NA	NA
112305	Guerneville Road Shell	Santa Rosa	Sonoma	NA	Low	0.43	0	0.43	2023	NA	NA	NA	NA
112306	Steele Lane Shell	Santa Rosa	Sonoma	NA	Low	0.43	0	0.43	2023	NA	NA	NA	NA
112307	Fourth Street Shell	San Rafael	Marin	NA	Low	0.43	0	0.43	2023	NA	NA	NA	NA
112308	Northgate Shell	San Rafael	Marin	NA	Low	0.43	0	0.43	2023	NA	NA	NA	NA
112309	Irwin Shell	San Rafael	Marin	NA	Low	0.43	0	0.43	2023	NA	NA	NA	NA
112310	El Portal Shell	San Pablo	Contra Costa	NA	Low	0.43	0	0.43	2022	NA	NA	NA	NA
112311	East Cotati Shell	Rohnert Park	Sonoma	NA	Low	0.43	0	0.43	2023	NA	NA	NA	NA
112312	Enfrente Shell	Novato	Marin	NA	Low	0.43	0	0.43	2023	NA	NA	NA	NA
112313	DeLong Avenue Shell	Novato	Marin	NA	Low	0.43	0	0.43	2022	NA	NA	NA	NA
112314	West Novato Shell	Novato	Marin	NA	Low	0.43	0	0.43	2022	NA	NA	NA	NA
112315	Novato Shell	Novato	Marin	NA	Low	0.43	0	0.43	2022	NA	NA	NA	NA
112316	Miwok Shell	Novato	Marin	NA	Low	0.43	0	0.43	2022	NA	NA	NA	NA
112317	Bel Aire Shell	Napa	Napa	NA	Low	0.43	0	0.43	2023	NA	NA	NA	NA
112318	Napa Shell	Napa	Napa	NA	Low	0.43	0	0.43	2022	NA	NA	NA	NA
112319	Drake Shell	Greenbrae	Marin	NA	Low	0.43	0	0.43	2022	NA	NA	NA	NA
112320	Powell Shell	Emeryville	Alameda	NA	Low	0.43	0	0.43	2023	NA	NA	NA	NA
112321	APRO LLC dba United Pacific #5440	Castro Valley	Alameda	NA	Low	0.43	0	0.43	2022	2021	2.77	0.02	NA
112322	Civic Center Shell	Union City	Alameda	NA	Low	0.43	0	0.43	2023	NA	NA	NA	NA
112323	Alamo Rent-A-Car	San Francisco	San Francisco	NA	Low	0.43	0	0.43	2023	NA	NA	NA	NA
112325	Shell	San Jose	Santa Clara	NA	Low	0.43	0	0.43	2023	NA	NA	NA	NA
112326	Exxon	San Jose	Santa Clara	NA	Low	0.43	0	0.43	2023	NA	NA	NA	NA
112327	D Devi Oil Inc dba Starlite Shell	Milpitas	Santa Clara	NA	Low	0.43	0	0.43	2022	NA	NA	NA	NA
112328	Shell Service Station	San Jose	Santa Clara	NA	Low	0.43	0	0.43	2023	NA	NA	NA	NA
112330	Safeway Fuel Ctr#3241	Campbell	Santa Clara	NA	Low	0.43	0	0.43	2023	NA	NA	NA	NA
112333	7- Eleven Inc.	Hayward	Alameda	NA	Low	0.43	0	0.43	2023	NA	NA	NA	NA
112335	Chevron Gas Station	Santa Clara	Santa Clara	NA	Low	0.43	0	0.43	2022	NA	NA	NA	NA
112336	City of San Leandro Fire Station 10	San Leandro	Alameda	NA	Low	0.43	0	0.43	2023	NA	NA	NA	NA
112337	Blossom Shell SS #135995	San Jose	Santa Clara	NA	Low	0.43	0	0.43	2022	NA	NA	NA	NA
112338	H&S Energy Products LLC #2043 - Chevron	Vallejo	Solano	NA	Low	0.43	0	0.43	2023	NA	NA	NA	NA
112339	Central Gas	Campbell	Santa Clara	NA	Low	0.43	0	0.43	2023	NA	NA	NA	NA
112340	Monterey Chevron	Gilroy	Santa Clara	NA	Low	0.43	0	0.43	2023	NA	NA	NA	NA
112344	Stevens Creek Shell	Cupertino	Santa Clara	NA	Low	0.43	0	0.43	2022	NA	NA	NA	NA
112345	Stonebrae Country Club	Hayward	Alameda	NA	Low	0.43	0	0.43	2023	NA	NA	NA	NA
112347	Herc Rentals	San Jose	Santa Clara	NA	Low	0.43	0	0.43	2023	NA	NA	NA	NA
112348	Shoreline Shell	Mountain View	Santa Clara	NA	Low	0.43	0	0.43	2023	NA	NA	NA	NA
112350	San Rafael 88 Inc	San Rafael	Marin	NA	Low	0.43	0	0.43	2023	NA	NA	NA	NA
112353	Tilden Park Golf Course	Berkeley	Contra Costa	NA	Low	0.43	0	0.43	2023	NA	NA	NA	NA
112354	Russo's Marina Inc	Bethel Island	Contra Costa	NA	Low	0.43	0	0.43	2023	NA	NA	NA	NA
112356	National Gas San Jose 2	San Jose	Santa Clara	NA	Low	0.43	0	0.43	2023	NA	NA	NA	NA
112359	Boyett Petroleum Boyett site #21	Santa Rosa	Sonoma	NA	Low	0.43	0	0.43	2023	NA	NA	NA	NA
112360	Grand Gas Oakland	Oakland	Alameda	NA	Low	0.43	0	0.43	2022	NA	NA	NA	NA
112361	Lakeshore 76	Oakland	Alameda	NA	Low	0.43	0	0.43	2023	NA	NA	NA	NA
112362	Martinez Valero	Martinez	Contra Costa	NA	Low	0.43	0	0.43	2022	NA	NA	NA	NA
112363	Gas and Shop	San Jose	Santa Clara	NA	Low	0.43	0	0.43	2022	NA	NA	NA	NA
112364	Brentwood Petroleum	Brentwood	Contra Costa	NA	Low	0.43	0	0.43	2022	NA	NA	NA	NA
112365	Tully Valero	San Jose	Santa Clara	NA	Low	0.43	0	0.43	2023	NA	NA	NA	NA
112368	ARCO AM/PM	Fairfield	Solano	NA	Low	0.43	0	0.43	2023	NA	NA	NA	NA
112369	United Pacific #0602	Fremont	Alameda	NA	Low	0.43	0	0.43	2022	NA	NA	NA	NA
112370	Boyett Petroleum Boyett site #19	Santa Clara	Santa Clara	NA	Low	0.43	0	0.43	2022	NA	NA	NA	NA
112371	Homestead 76	Cupertino	Santa Clara	NA	Low	0.43	0	0.43	2022	NA	NA	NA	NA
112372	Stevens Creek Union	Santa Clara	Santa Clara	NA	Low	0.43	0	0.43	2022	NA	NA	NA	NA
112373	San Mateo Exxon	San Mateo	San Mateo	NA	Low	0.43	0	0.43	2023	NA	NA	NA	NA
112374	H&S Energy Products LLC #3059 - Texaco	Fremont	Alameda	NA	Low	0.43	0	0.43	2022	NA	NA	NA	NA
112375	Rollingwood 76 - Sahbhagi Corp	San Bruno	San Mateo	NA	Low	0.43	0	0.43	2023	NA	NA	NA	NA
112376	Brookvale Gas	Fremont	Alameda	NA	Low	0.43	0	0.43	2022	NA	NA	NA	NA
112378	Bonneau's at Grove	Sonoma	Sonoma	NA	Low	0.43	0	0.43	2022	NA	NA	NA	NA
112379	AAA Shell	San Jose	Santa Clara	NA	Low	0.43	0	0.43	2023	NA	NA	NA	NA
112380	Lakewood Shell	Sunnyvale	Santa Clara	NA	Low	0.43	0	0.43	2023	NA	NA	NA	NA
112381	Kooser Shell	San Jose	Santa Clara	NA	Low	0.43	0	0.43	2023	NA	NA	NA	NA
112382	Sunnyvale Saratoga Shell	Sunnyvale	Santa Clara	NA	Low	0.43	0	0.43	2023	NA	NA	NA	NA
112383	Goldiant Inc dba Alameda Shell	San Jose	Santa Clara	NA	Low	0.43	0	0.43	2023	NA	NA	NA	NA
112384	City Gas California LLC	Milpitas	Santa Clara	NA	Low	0.43	0	0.43	2021	NA	NA	NA	NA
112385	Coleman Ave Chevron	San Jose	Santa Clara	NA	Low	0.43	0	0.43	2022	NA	NA	NA	NA
112386	Stop N Save #129	Vallejo	Solano	NA	Low	0.43	0	0.43	2022	NA	NA	NA	NA

Facility Number	Facility Name ⁽¹⁾ (1)See pp. 18-21 of the TAC Control Program Annual Report for important context regarding this data.	City	County	Rule 11-18 Ranking	AB2588 Priority Ranking	Cancer PS	Chronic PS	PS	PS Year	HRA Year	Cancer Risk (chances in a million)	Chronic Hazard Index	Acute Hazard Index
112387	Mineta San Jose International Airport	San Jose	Santa Clara	NA	Low	0.43	0	0.43	2023	NA	NA	NA	NA
112388	AM/PM Mini Mart - Manohar Vasudeva	Fremont	Alameda	NA	Low	0.43	0	0.43	2022	NA	NA	NA	NA
112389	ARCO Facility #07097	Morgan Hill	Santa Clara	NA	Low	0.43	0	0.43	2022	NA	NA	NA	NA
112390	Castro Valley Gas	Castro Valley	Alameda	NA	Low	0.43	0	0.43	2023	NA	NA	NA	NA
112392	Woodside Manor Shell	Redwood City	San Mateo	NA	Low	0.43	0	0.43	2023	NA	NA	NA	NA
112395	ARCO Facility #02092	San Jose	Santa Clara	NA	Low	0.43	0	0.43	2022	NA	NA	NA	NA
112396	Cupertino Valero	Cupertino	Santa Clara	NA	Low	0.43	0	0.43	2021	NA	NA	NA	NA
112397	UC Shell	Union City	Alameda	NA	Low	0.43	0	0.43	2023	NA	NA	NA	NA
112398	Napier Venture Inc	San Ramon	Contra Costa	NA	Low	0.43	0	0.43	2022	NA	NA	NA	NA
112400	One Stop Gas & Mini Mart	Richmond	Contra Costa	NA	Low	0.43	0	0.43	2022	NA	NA	NA	NA
112402	Sunset 76 Service Station #255468	San Francisco	San Francisco	NA	Low	0.43	0	0.43	2022	NA	NA	NA	NA
112403	Boyet Petroleum Boyett site #20	San Jose	Santa Clara	NA	Low	0.43	0	0.43	2022	NA	NA	NA	NA
112404	Conoco Phillips #253294	San Mateo	San Mateo	NA	Low	0.43	0	0.43	2021	NA	NA	NA	NA
112405	Boyet Petroleum Boyett site #18	Cupertino	Santa Clara	NA	Low	0.43	0	0.43	2022	NA	NA	NA	NA
112406	Precise Auto dba Precise Chevron	San Francisco	San Francisco	NA	Low	0.43	0	0.43	2023	NA	NA	NA	NA
112407	Crystal Springs 76	San Mateo	San Mateo	NA	Low	0.43	0	0.43	2022	NA	NA	NA	NA
112408	Bay Fair Unocal 76	San Leandro	Alameda	NA	Low	0.43	0	0.43	2022	NA	NA	NA	NA
112409	Alhambra Shell	Martinez	Contra Costa	NA	Low	0.43	0	0.43	2023	NA	NA	NA	NA
112410	Camino Ramon Shell	Danville	Contra Costa	NA	Low	0.43	0	0.43	2022	NA	NA	NA	NA
112411	NW Shell	Oakland	Alameda	NA	Low	0.43	0	0.43	2022	NA	NA	NA	NA
112414	H&S Energy Products LLC #3057 - Chevron	Union City	Alameda	NA	Low	0.43	0	0.43	2023	NA	NA	NA	NA
112415	APRO LLC dba United Pacific #2202	Alameda	Alameda	NA	Low	0.43	0	0.43	2023	NA	NA	NA	NA
112416	Leshell Inc	Milpitas	Santa Clara	NA	Low	0.43	0	0.43	2022	NA	NA	NA	NA
112417	Pacifica Shell	Pacifica	San Mateo	NA	Low	0.43	0	0.43	2022	NA	NA	NA	NA
112418	San Bruno Shell	San Bruno	San Mateo	NA	Low	0.43	0	0.43	2023	NA	NA	NA	NA
112420	Larkfield Chevron	Santa Rosa	Sonoma	NA	Low	0.43	0	0.43	2023	NA	NA	NA	NA
112421	Meridian Avenue Valero	San Jose	Santa Clara	NA	Low	0.43	0	0.43	2022	NA	NA	NA	NA
112422	City of Los Altos	Los Altos	Santa Clara	NA	Low	0.43	0	0.43	2023	NA	NA	NA	NA
112425	Gawfco Enterprises Inc. DBA Sunnyvale Fuel and Food	Sunnyvale	Santa Clara	NA	Low	0.43	0	0.43	2023	NA	NA	NA	NA
112426	Grand ARCO AM/PM	Oakland	Alameda	NA	Low	0.43	0	0.43	2023	NA	NA	NA	NA
112427	Pleasant Hill Shell	Pleasant Hill	Contra Costa	NA	Low	0.43	0	0.43	2022	NA	NA	NA	NA
112429	Diablo Chevron	Danville	Contra Costa	NA	Low	0.43	0	0.43	2022	NA	NA	NA	NA
112430	Oak Grove Shell	Concord	Contra Costa	NA	Low	0.43	0	0.43	2023	NA	NA	NA	NA
112431	Roosevelt Shell	Redwood City	San Mateo	NA	Low	0.43	0	0.43	2023	NA	NA	NA	NA
112432	West A Valero	Hayward	Alameda	NA	Low	0.43	0	0.43	2021	NA	NA	NA	NA
112433	Chevron Station #358727	Pleasanton	Alameda	NA	Low	0.43	0	0.43	2023	NA	NA	NA	NA
112434	Muir Shell	Martinez	Contra Costa	NA	Low	0.43	0	0.43	2023	NA	NA	NA	NA
112435	Pacheco Shell	Martinez	Contra Costa	NA	Low	0.43	0	0.43	2023	NA	NA	NA	NA
112436	Heather Farm Shell	Walnut Creek	Contra Costa	NA	Low	0.43	0	0.43	2023	NA	NA	NA	NA
112438	Broadway Taft Shell	Oakland	Alameda	NA	Low	0.43	0	0.43	2022	NA	NA	NA	NA
112439	Bancroft Shell	San Leandro	Alameda	NA	Low	0.43	0	0.43	2022	NA	NA	NA	NA
112440	Thornton Shell	Newark	Alameda	NA	Low	0.43	0	0.43	2023	NA	NA	NA	NA
112441	Ron Ramies Inc	Portola Valley	San Mateo	NA	Low	0.43	0	0.43	2023	NA	NA	NA	NA
112442	Quick Food & Gas	Oakland	Alameda	NA	Low	0.43	0	0.43	2022	NA	NA	NA	NA
112443	ARCO Facility #02184	Fairfield	Solano	NA	Low	0.43	0	0.43	2023	NA	NA	NA	NA
112444	7-Eleven Inc. #39488	Antioch	Contra Costa	NA	Low	0.43	0	0.43	2023	NA	NA	NA	NA
112445	Homestead Car Wash	Santa Clara	Santa Clara	NA	Low	0.43	0	0.43	2022	NA	NA	NA	NA
112446	Chevron #9-1851	Oakland	Alameda	NA	Low	0.43	0	0.43	2023	NA	NA	NA	NA
112447	Alamo Shell	Alamo	Contra Costa	NA	Low	0.43	0	0.43	2022	NA	NA	NA	NA
112448	Bridgehead Shell	Oakley	Contra Costa	NA	Low	0.43	0	0.43	2022	NA	NA	NA	NA
112449	Las Positas Shell #135444	Livermore	Alameda	NA	Low	0.43	0	0.43	2022	NA	NA	NA	NA
112450	Hegenberger Shell	Oakland	Alameda	NA	Low	0.43	0	0.43	2023	NA	NA	NA	NA
112451	Orinda Shell	Orinda	Contra Costa	NA	Low	0.43	0	0.43	2022	NA	NA	NA	NA
112452	Bailey Road Shell	Bay Point	Contra Costa	NA	Low	0.43	0	0.43	2023	NA	NA	NA	NA
112453	Loveridge Shell	Pittsburg	Contra Costa	NA	Low	0.43	0	0.43	2022	NA	NA	NA	NA
112454	Sun Valley Shell	Pleasant Hill	Contra Costa	NA	Low	0.43	0	0.43	2022	NA	NA	NA	NA
112455	Downtown Hopyard Shell	Pleasanton	Alameda	NA	Low	0.43	0	0.43	2022	NA	NA	NA	NA
112456	Davis Street Shell	San Leandro	Alameda	NA	Low	0.43	0	0.43	2022	NA	NA	NA	NA
112458	Crow Canyon Shell	San Ramon	Contra Costa	NA	Low	0.43	0	0.43	2022	NA	NA	NA	NA
112459	College Shell	Santa Rosa	Sonoma	NA	Low	0.43	0	0.43	2023	NA	NA	NA	NA
112460	Petaluma Shell-Petaluma Ventures Inc	Petaluma	Sonoma	NA	Low	0.43	0	0.43	2023	NA	NA	NA	NA
112461	West Payran Shell-Janta Inc	Petaluma	Sonoma	NA	Low	0.43	0	0.43	2023	NA	NA	NA	NA
112462	Westside Shell-Baylink Fuel Services	Petaluma	Sonoma	NA	Low	0.43	0	0.43	2023	NA	NA	NA	NA
112463	19th Ave Valero	San Francisco	San Francisco	NA	Low	0.43	0	0.43	2023	NA	NA	NA	NA
112464	Peacock Gap Golf & Country Club	San Rafael	Marin	NA	Low	0.43	0	0.43	2023	NA	NA	NA	NA
112465	Kwik Serv Gas & Auto	Morgan Hill	Santa Clara	NA	Low	0.43	0	0.43	2023	NA	NA	NA	NA
112466	Winchester Shell	San Jose	Santa Clara	NA	Low	0.43	0	0.43	2023	NA	NA	NA	NA

Facility Number	Facility Name ⁽¹⁾ (1)See pp. 18-21 of the TAC Control Program Annual Report for important context regarding this data.	City	County	Rule 11-18 Ranking	AB2588 Priority Ranking	Cancer PS	Chronic PS	PS	PS Year	HRA Year	Cancer Risk (chances in a million)	Chronic Hazard Index	Acute Hazard Index
112468	Sunlight Shell #135352	Hayward	Alameda	NA	Low	0.43	0	0.43	2023	NA	NA	NA	NA
112469	Shell Service Station	Milpitas	Santa Clara	NA	Low	0.43	0	0.43	2022	NA	NA	NA	NA
112470	Salkhi Family Holdings Inc	Pinole	Contra Costa	NA	Low	0.43	0	0.43	2023	NA	NA	NA	NA
112471	AJB Petroleum DBA Livermore Chevron	Livermore	Alameda	NA	Low	0.43	0	0.43	2023	NA	NA	NA	NA
112472	Kelly's Fuel & Provisions	Yountville	Napa	NA	Low	0.43	0	0.43	2023	NA	NA	NA	NA
112473	Metropolitan Golf Links	Oakland	Alameda	NA	Low	0.43	0	0.43	2023	NA	NA	NA	NA
112484	Propel Fuels Inc (E85 dispensing)	San Jose	Santa Clara	NA	Low	0.43	0	0.43	2022	NA	NA	NA	NA
112485	Marin Acura	Corte Madera	Marin	NA	Low	0.43	0	0.43	2023	NA	NA	NA	NA
112486	Chevron #93283	Castro Valley	Alameda	NA	Low	0.43	0	0.43	2023	NA	NA	NA	NA
112487	Blossom Valley Chevron SS#95764	San Jose	Santa Clara	NA	Low	0.43	0	0.43	2023	NA	NA	NA	NA
112488	Chevron #307243	Petaluma	Sonoma	NA	Low	0.43	0	0.43	2023	NA	NA	NA	NA
112489	7- Eleven Inc. #37730	San Jose	Santa Clara	NA	Low	0.43	0	0.43	2023	NA	NA	NA	NA
112490	Gateway Gas One	San Rafael	Marin	NA	Low	0.43	0	0.43	2023	NA	NA	NA	NA
112491	San Mateo Gas Co	San Mateo	San Mateo	NA	Low	0.43	0	0.43	2022	NA	NA	NA	NA
112492	East Bay Gas & Food	Oakland	Alameda	NA	Low	0.43	0	0.43	2023	NA	NA	NA	NA
112493	Sahota Petroleum LLC	Hayward	Alameda	NA	Low	0.43	0	0.43	2023	NA	NA	NA	NA
112494	The Olympic Club	San Francisco	San Francisco	NA	Low	0.43	0	0.43	2023	NA	NA	NA	NA
112495	North Bay Gas	Fairfax	Marin	NA	Low	0.43	0	0.43	2023	NA	NA	NA	NA
112496	North Gate Gas	San Rafael	Marin	NA	Low	0.43	0	0.43	2023	NA	NA	NA	NA
112497	Mash Gas & Food Orinda	Orinda	Contra Costa	NA	Low	0.43	0	0.43	2022	2021	3.84	0.03	NA
112498	Lafayette Union 76	Lafayette	Contra Costa	NA	Low	0.43	0	0.43	2022	NA	NA	NA	NA
112499	Hamilton Union Service	Campbell	Santa Clara	NA	Low	0.43	0	0.43	2023	NA	NA	NA	NA
112500	Kensington Smog Repair and Fuel	Kensington	Contra Costa	NA	Low	0.43	0	0.43	2023	NA	NA	NA	NA
112501	Takaki Inc	Palo Alto	Santa Clara	NA	Low	0.43	0	0.43	2023	NA	NA	NA	NA
112502	Marin Gas & Auto Services	Larkspur	Marin	NA	Low	0.43	0	0.43	2022	NA	NA	NA	NA
112503	USCG Training Center	Petaluma	Sonoma	NA	Low	0.43	0	0.43	2023	NA	NA	NA	NA
112504	Alliance Gas	Sunnyvale	Santa Clara	NA	Low	0.43	0	0.43	2023	NA	NA	NA	NA
112505	Jeffrey Martinez dba Sonoma 76	Sonoma	Sonoma	NA	Low	0.43	0	0.43	2022	NA	NA	NA	NA
112506	Bayshore Shell	San Francisco	San Francisco	NA	Low	0.43	0	0.43	2023	NA	NA	NA	NA
112508	Avis Rent A Car System LLC	Santa Clara	Santa Clara	NA	Low	0.43	0	0.43	2023	NA	NA	NA	NA
112510	Double Time	Belmont	San Mateo	NA	Low	0.43	0	0.43	2023	NA	NA	NA	NA
112511	18th St. Gas	Antioch	Contra Costa	NA	Low	0.43	0	0.43	2023	NA	NA	NA	NA
112512	Salkhi Petroleum Inc DBA De Anza Blvd Gas	San Jose	Santa Clara	NA	Low	0.43	0	0.43	2022	NA	NA	NA	NA
112515	Ironhouse Sanitary District	Bethel Island	Contra Costa	NA	Low	0.43	0	0.43	2023	NA	NA	NA	NA
112516	Ironhouse Sanitary District	Oakley	Contra Costa	NA	Low	0.43	0	0.43	2022	NA	NA	NA	NA
112517	SFOBB Toll Plaza/Tow Service	Oakland	Alameda	NA	Low	0.43	0	0.43	2023	NA	NA	NA	NA
112520	Hercules Shell	Hercules	Contra Costa	NA	Low	0.43	0	0.43	2023	NA	NA	NA	NA
112521	Hegenberger Shell	Oakland	Alameda	NA	Low	0.43	0	0.43	2023	NA	NA	NA	NA
112522	Chevron	Fairfield	Solano	NA	Low	0.43	0	0.43	2023	NA	NA	NA	NA
112523	DK - Arco	Alameda	Alameda	NA	Low	0.43	0	0.43	2023	NA	NA	NA	NA
112524	Business Park Chevron	Fremont	Alameda	NA	Low	0.43	0	0.43	2023	NA	NA	NA	NA
112527	Golf Course 76 Sahni Fueling Inc.	Rohnert Park	Sonoma	NA	Low	0.43	0	0.43	2023	NA	NA	NA	NA
112529	City of Richmond Fire Station #6	San Pablo	Contra Costa	NA	Low	0.43	0	0.43	2023	NA	NA	NA	NA
112531	Kash Petroleum Inc.	San Leandro	Alameda	NA	Low	0.43	0	0.43	2022	NA	NA	NA	NA
112532	Monument Gas	San Leandro	Alameda	NA	Low	0.43	0	0.43	2022	NA	NA	NA	NA
112534	Bart Gas & Food	Oakland	Alameda	NA	Low	0.43	0	0.43	2022	NA	NA	NA	NA
112535	Green Petroleum LLC	Livermore	Alameda	NA	Low	0.43	0	0.43	2023	NA	NA	NA	NA
112536	Arco AM/PM Minimart	Dublin	Alameda	NA	Low	0.43	0	0.43	2022	NA	NA	NA	NA
112537	Keith & Don's Flying A Gas	Santa Rosa	Sonoma	NA	Low	0.43	0	0.43	2022	NA	NA	NA	NA
112538	Caltrans Walnut Creek West	Walnut Creek	Contra Costa	NA	Low	0.43	0	0.43	2022	NA	NA	NA	NA
112539	Southern Counties Oil Company LP	Union City	Alameda	NA	Low	0.43	0	0.43	2023	NA	NA	NA	NA
112540	San Bruno Shell	San Francisco	San Francisco	NA	Low	0.43	0	0.43	2022	NA	NA	NA	NA
112541	Gawfco Enterprises Inc. DBA Stevenson Fuel and Food	Fremont	Alameda	NA	Low	0.43	0	0.43	2023	NA	NA	NA	NA
112542	Southern Counties Oil Company LP	Hayward	Alameda	NA	Low	0.43	0	0.43	2023	NA	NA	NA	NA
112543	Southern Counties Oil Company LP	South San Francisco	San Mateo	NA	Low	0.43	0	0.43	2023	NA	NA	NA	NA
112544	Southern Counties Oil Company LP	Lafayette	Contra Costa	NA	Low	0.43	0	0.43	2022	NA	NA	NA	NA
112545	First Street Shell - Yu-Sen Lin Wong	Pleasanton	Alameda	NA	Low	0.43	0	0.43	2022	NA	NA	NA	NA
112546	Southern Counties Oil Company LP	Concord	Contra Costa	NA	Low	0.43	0	0.43	2023	NA	NA	NA	NA
112547	Golf Links Station Inc.	Oakland	Alameda	NA	Low	0.43	0	0.43	2023	NA	NA	NA	NA
112551	Jackson Family Wines - Carneros Hills Winery	Sonoma	Sonoma	NA	Low	0.43	0	0.43	2022	NA	NA	NA	NA
112552	ARCO Facility #07079	San Jose	Santa Clara	NA	Low	0.43	0	0.43	2023	NA	NA	NA	NA
112555	Convenience Retailers LLC	San Ramon	Contra Costa	NA	Low	0.43	0	0.43	2021	NA	NA	NA	NA
112557	Aprro LLC dba United Pacific #5748	Dublin	Alameda	NA	Low	0.43	0	0.43	2022	NA	NA	NA	NA
112558	Hegenberger Fuel and Food	Oakland	Alameda	NA	Low	0.43	0	0.43	2023	NA	NA	NA	NA
112559	APRO LLC dba United Pacific #5426	Cotati	Sonoma	NA	Low	0.43	0	0.43	2022	NA	NA	NA	NA

Facility Number	Facility Name ⁽¹⁾ (1)See pp. 18-21 of the TAC Control Program Annual Report for important context regarding this data.	City	County	Rule 11-18 Ranking	AB2588 Priority Ranking	Cancer PS	Chronic PS	PS	PS Year	HRA Year	Cancer Risk (chances in a million)	Chronic Hazard Index	Acute Hazard Index
112560	United Pacific #5430	Hercules	Contra Costa	NA	Low	0.43	0	0.43	2022	NA	NA	NA	NA
112561	APRO LLC dba United Pacific #5441	San Jose	Santa Clara	NA	Low	0.43	0	0.43	2022	NA	NA	NA	NA
112562	APRO LLC dba United Pacific #5442	San Jose	Santa Clara	NA	Low	0.43	0	0.43	2022	NA	NA	NA	NA
112563	United Pacific #5443	San Leandro	Alameda	NA	Low	0.43	0	0.43	2022	NA	NA	NA	NA
112564	ROCKET #5622	San Mateo	San Mateo	NA	Low	0.43	0	0.43	2022	NA	NA	NA	NA
112565	APRO LLC dba United Pacific #5671	Milpitas	Santa Clara	NA	Low	0.43	0	0.43	2022	NA	NA	NA	NA
112566	APRO LLC Rocket #5734	Fremont	Alameda	NA	Low	0.43	0	0.43	2023	NA	NA	NA	NA
112567	APRO LLC Rocket #5760	Fremont	Alameda	NA	Low	0.43	0	0.43	2023	NA	NA	NA	NA
112569	H&S Energy Products LLC #3061 - Texaco	San Francisco	San Francisco	NA	Low	0.43	0	0.43	2023	NA	NA	NA	NA
112571	United Pacific #7240	San Ramon	Contra Costa	NA	Low	0.43	0	0.43	2022	NA	NA	NA	NA
112572	APRO LLC dba United Pacific #5651	Tiburon	Marin	NA	Low	0.43	0	0.43	2022	NA	NA	NA	NA
112574	Moraga Valero Gas	Moraga	Contra Costa	NA	Low	0.43	0	0.43	2020	NA	NA	NA	NA
112577	Southern Counties Oil Company LP	Oakland	Alameda	NA	Low	0.43	0	0.43	2022	NA	NA	NA	NA
112578	Ahmed Dobashi	Oakland	Alameda	NA	Low	0.43	0	0.43	2022	NA	NA	NA	NA
112580	Petroleum & Amenities Inc	Walnut Creek	Contra Costa	NA	Low	0.43	0	0.43	2023	NA	NA	NA	NA
112581	We Fuel Inc	Mountain View	Santa Clara	NA	Low	0.43	0	0.43	2021	NA	NA	NA	NA
112584	Hillsdale Car Care	San Mateo	San Mateo	NA	Low	0.43	0	0.43	2023	NA	NA	NA	NA
112585	Bay Counties Pitcock Petroleum	Antioch	Contra Costa	NA	Low	0.43	0	0.43	2022	NA	NA	NA	NA
112586	Central Gas Vallejo	Vallejo	Solano	NA	Low	0.43	0	0.43	2023	NA	NA	NA	NA
112587	College Plaza Shell	San Mateo	San Mateo	NA	Low	0.43	0	0.43	2022	NA	NA	NA	NA
112588	Fuller Cardlock	Livermore	Alameda	NA	Low	0.43	0	0.43	2023	NA	NA	NA	NA
112589	BW Jackson INC	Santa Clara	Santa Clara	NA	Low	0.43	0	0.43	2022	NA	NA	NA	NA
112590	Convenience Retailers LLC 2705658	Santa Rosa	Sonoma	NA	Low	0.43	0	0.43	2023	NA	NA	NA	NA
112591	7-Eleven Store #35341	Hayward	Alameda	NA	Low	0.43	0	0.43	2023	NA	NA	NA	NA
112593	United Pacific #5662	San Rafael	Marin	NA	Low	0.43	0	0.43	2023	NA	NA	NA	NA
112594	Valero	South San Francisco	San Mateo	NA	Low	0.43	0	0.43	2023	NA	NA	NA	NA
112595	W Texas Valero	Fairfield	Solano	NA	Low	0.43	0	0.43	2023	NA	NA	NA	NA
112596	7-Eleven #35063	South San Francisco	San Mateo	NA	Low	0.43	0	0.43	2022	NA	NA	NA	NA
112597	Rohnert Park Shell	Rohnert Park	Sonoma	NA	Low	0.43	0	0.43	2023	NA	NA	NA	NA
112598	Gas & Shop	Vallejo	Solano	NA	Low	0.43	0	0.43	2023	NA	NA	NA	NA
112600	Deol's Shell #136198	Union City	Alameda	NA	Low	0.43	0	0.43	2023	NA	NA	NA	NA
112601	Orinda Unocal 76 #3518	Orinda	Contra Costa	NA	Low	0.43	0	0.43	2022	NA	NA	NA	NA
112602	Bethel Market	Bethel Island	Contra Costa	NA	Low	0.43	0	0.43	2023	NA	NA	NA	NA
112603	Chevron Service Station	San Ramon	Contra Costa	NA	Low	0.43	0	0.43	2022	NA	NA	NA	NA
112604	Fuel Stop	Saratoga	Santa Clara	NA	Low	0.43	0	0.43	2023	NA	NA	NA	NA
112605	Morello Chevron Tire Service & Repair 15	Pleasant Hill	Contra Costa	NA	Low	0.43	0	0.43	2022	NA	NA	NA	NA
112606	FASTSTOP	Martinez	Contra Costa	NA	Low	0.43	0	0.43	2023	NA	NA	NA	NA
112608	H&S Energy Products LLC #3002 - Chevron	Santa Rosa	Sonoma	NA	Low	0.43	0	0.43	2023	NA	NA	NA	NA
112609	Silicon Valley Gas	San Jose	Santa Clara	NA	Low	0.43	0	0.43	2022	NA	NA	NA	NA
112610	Barron Park Shell	Palo Alto	Santa Clara	NA	Low	0.43	0	0.43	2023	NA	NA	NA	NA
112611	Vasco Investment LLC dba Arco AM	Livermore	Alameda	NA	Low	0.43	0	0.43	2023	NA	NA	NA	NA
112612	Cal Petroleum Inc	Fairfield	Solano	NA	Low	0.43	0	0.43	2023	NA	NA	NA	NA
112613	Vallejo Toyota	Vallejo	Solano	NA	Low	0.43	0	0.43	2023	NA	NA	NA	NA
112614	Grand Petroleum Inc	Concord	Contra Costa	NA	Low	0.43	0	0.43	2023	NA	NA	NA	NA
112615	Grand Petroleum Inc	Hayward	Alameda	NA	Low	0.43	0	0.43	2023	NA	NA	NA	NA
200004	Safeway Fuel Center #2856	Pleasanton	Alameda	NA	Low	0.43	0	0.43	2023	NA	NA	NA	NA
200009	Eagle Ridge Golf Club	Gilroy	Santa Clara	NA	Low	0.43	0	0.43	2023	NA	NA	NA	NA
200010	Nick Barbieri Trucking LLC	Santa Rosa	Sonoma	NA	Low	0.43	0	0.43	2022	NA	NA	NA	NA
200011	Foxy Gasoline	Livermore	Alameda	NA	Low	0.43	0	0.43	2023	NA	NA	NA	NA
200012	Sun Garden Chevron	San Jose	Santa Clara	NA	Low	0.43	0	0.43	2022	NA	NA	NA	NA
200015	Sunstate Equipment Co. LLC	San Jose	Santa Clara	NA	Low	0.43	0	0.43	2023	NA	NA	NA	NA
200016	CarMax #6048 (Fairfield)	Fairfield	Solano	NA	Low	0.43	0	0.43	2022	NA	NA	NA	NA
200018	ARCO Facility #07090	Vallejo	Solano	NA	Low	0.43	0	0.43	2022	NA	NA	NA	NA
200019	Cordevalle Resort - A Rosewood Property	San Martin	Santa Clara	NA	Low	0.43	0	0.43	2023	NA	NA	NA	NA
200020	Los Lagos Golf Course	San Jose	Santa Clara	NA	Low	0.43	0	0.43	2023	NA	NA	NA	NA
200022	RRS Farms	Brentwood	Contra Costa	NA	Low	0.43	0	0.43	2022	NA	NA	NA	NA
200024	Clayton Am/Pm Popeyes	Concord	Contra Costa	NA	Low	0.43	0	0.43	2022	NA	NA	NA	NA
200027	City of Suisun	Suisun City	Solano	NA	Low	0.43	0	0.43	2022	NA	NA	NA	NA
200037	Safeway Fuel Center #2900	San Jose	Santa Clara	NA	Low	0.43	0	0.43	2023	NA	NA	NA	NA
200039	Checkers Auto & Gas	San Jose	Santa Clara	NA	Low	0.43	0	0.43	2023	NA	NA	NA	NA
200042	Leigh Ave 76	San Jose	Santa Clara	NA	Low	0.43	0	0.43	2023	NA	NA	NA	NA
200043	CJC Fallon Gateway LLC	Dublin	Alameda	NA	Low	0.43	0	0.43	2022	NA	NA	NA	NA
200044	Napa Ford-Lincoln	Napa	Napa	NA	Low	0.43	0	0.43	2023	NA	NA	NA	NA

Facility Number	Facility Name ⁽¹⁾ (1)See pp. 18-21 of the TAC Control Program Annual Report for important context regarding this data.	City	County	Rule 11-18 Ranking	AB2588 Priority Ranking	Cancer PS	Chronic PS	PS	PS Year	HRA Year	Cancer Risk (chances in a million)	Chronic Hazard Index	Acute Hazard Index
200045	Walters Road Arco	Fairfield	Solano	NA	Low	0.43	0	0.43	2022	NA	NA	NA	NA
200048	Safeway Fuel Center #3281	Alameda	Alameda	NA	Low	0.43	0	0.43	2023	NA	NA	NA	NA
200049	Santa Teresa Golf Club	San Jose	Santa Clara	NA	Low	0.43	0	0.43	2022	NA	NA	NA	NA
200051	Geno's	Byron	Contra Costa	NA	Low	0.43	0	0.43	2023	NA	NA	NA	NA
200052	San Jose Country club	San Jose	Santa Clara	NA	Low	0.43	0	0.43	2023	NA	NA	NA	NA
200053	Central Gas San Lorenzo	San Lorenzo	Alameda	NA	Low	0.43	0	0.43	2023	NA	NA	NA	NA
200054	CALFIRE Region Headquarters - Santa Rosa	Santa Rosa	Sonoma	NA	Low	0.43	0	0.43	2023	NA	NA	NA	NA
200055	Valley Market & Gas	Redwood City	San Mateo	NA	Low	0.43	0	0.43	2022	NA	NA	NA	NA
200056	Crystal Springs Golf Course	Burlingame	San Mateo	NA	Low	0.43	0	0.43	2023	NA	NA	NA	NA
200058	CAL FIRE - Gordon Valley Station	Napa	Napa	NA	Low	0.43	0	0.43	2023	NA	NA	NA	NA
200059	Chevron Station #371534	Fairfield	Solano	NA	Low	0.43	0	0.43	2023	NA	NA	NA	NA
200063	Almaden Golf & Country Club	San Jose	Santa Clara	NA	Low	0.43	0	0.43	2022	NA	NA	NA	NA
200064	Sequoia Union High School - Transportation & Maintenance Fac	Redwood City	San Mateo	NA	Low	0.43	0	0.43	2022	NA	NA	NA	NA
200070	ARCO Facility #07144	Pittsburg	Contra Costa	NA	Low	0.43	0	0.43	2023	NA	NA	NA	NA
200084	United Rentals Branch N56	Martinez	Contra Costa	NA	Low	0.43	0	0.43	2023	NA	NA	NA	NA
200086	County of San Mateo - Memorial Park	Loma Mar	San Mateo	NA	Low	0.43	0	0.43	2022	NA	NA	NA	NA
200150	CarMax Santa Rosa - Store #6077	Santa Rosa	Sonoma	NA	Low	0.43	0	0.43	2022	NA	NA	NA	NA
200162	West Valley Construction	Redwood City	San Mateo	NA	Low	0.43	0	0.43	2022	NA	NA	NA	NA
200166	GIC San Francisco	San Francisco	San Francisco	NA	Low	0.43	0	0.43	2022	NA	NA	NA	NA
200235	Cresco	Lafayette	Contra Costa	NA	Low	0.43	0	0.43	2023	NA	NA	NA	NA
200240	Costco Gasoline #1267	San Jose	Santa Clara	NA	Low	0.43	0	0.43	2023	2014	9.9	0.9	NA
200249	Cochrane Commons Service Station	Morgan Hill	Santa Clara	NA	Low	0.43	0	0.43	2023	NA	NA	NA	NA
200267	Central Gas Richmond	Richmond	Contra Costa	NA	Low	0.43	0	0.43	2022	NA	NA	NA	NA
200269	MXB Vineyard Barn	Sonoma	Sonoma	NA	Low	0.43	0	0.43	2023	NA	NA	NA	NA
200278	Trapac	Oakland	Alameda	NA	Low	0.43	0	0.43	2023	NA	NA	NA	NA
200293	Miller Creek School District Maintenance Yard	San Rafael	Marin	NA	Low	0.43	0	0.43	2023	NA	NA	NA	NA
200303	Gas and Shop	Rodeo	Contra Costa	NA	Low	0.43	0	0.43	2022	NA	NA	NA	NA
200305	San Mateo County Event Center	San Mateo	San Mateo	NA	Low	0.43	0	0.43	2022	NA	NA	NA	NA
200336	Cabrillo Unified School District	Half Moon Bay	San Mateo	NA	Low	0.43	0	0.43	2022	NA	NA	NA	NA
200357	Silver Creek Valley Shell	San Jose	Santa Clara	NA	Low	0.43	0	0.43	2023	NA	NA	NA	NA
200360	The Monarch Bay Golf Club	San Leandro	Alameda	NA	Low	0.43	0	0.43	2022	NA	NA	NA	NA
200367	Duran & Venables Yard	San Jose	Santa Clara	NA	Low	0.43	0	0.43	2023	NA	NA	NA	NA
200432	All Star Gas	Oakland	Alameda	NA	Low	0.43	0	0.43	2022	NA	NA	NA	NA
200436	7-Eleven #37929	Oakley	Contra Costa	NA	Low	0.43	0	0.43	2022	NA	NA	NA	NA
200472	Safari West	Santa Rosa	Sonoma	NA	Low	0.43	0	0.43	2022	NA	NA	NA	NA
200494	Car Max San Jose - Store #6072	San Jose	Santa Clara	NA	Low	0.43	0	0.43	2023	NA	NA	NA	NA
200514	Colinas Farming Company	Rutherford	Napa	NA	Low	0.43	0	0.43	2023	NA	NA	NA	NA
200526	7-Eleven #37536	Richmond	Contra Costa	NA	Low	0.43	0	0.43	2023	NA	NA	NA	NA
200557	98th Gas	Oakland	Alameda	NA	Low	0.43	0	0.43	2023	NA	NA	NA	NA
200580	Los Altos Golf & Country Club	Los Altos	Santa Clara	NA	Low	0.43	0	0.43	2023	NA	NA	NA	NA
200591	Car Max #6080 - Colma	Colma	San Mateo	NA	Low	0.43	0	0.43	2022	NA	NA	NA	NA
200598	Sonoma Raceway	Sonoma	Sonoma	NA	Low	0.43	0	0.43	2022	NA	NA	NA	NA
200648	Del Valle Marina	Livermore	Alameda	NA	Low	0.43	0	0.43	2023	NA	NA	NA	NA
200669	7-11 #38732	Oakley	Contra Costa	NA	Low	0.43	0	0.43	2023	NA	NA	NA	NA
200675	Beckstoffer Vineyards Napa Valley	Napa	Napa	NA	Low	0.43	0	0.43	2023	NA	NA	NA	NA
200676	Beckstoffer Vineyards Napa Valley	Rutherford	Napa	NA	Low	0.43	0	0.43	2022	NA	NA	NA	NA
200695	Zip Thru Car Wash Sunnyvale	Sunnyvale	Santa Clara	NA	Low	0.43	0	0.43	2023	NA	NA	NA	NA
200726	Liberty Union High School District	Brentwood	Contra Costa	NA	Low	0.43	0	0.43	2022	NA	NA	NA	NA
200818	McCarthy Blvd Chevron	Milpitas	Santa Clara	NA	Low	0.43	0	0.43	2023	NA	NA	NA	NA
200891	Chico's Service Station	South San Francisco	San Mateo	NA	Low	0.43	0	0.43	2023	NA	NA	NA	NA
200916	Rotten Robbie #66	Milpitas	Santa Clara	NA	Low	0.43	0	0.43	2022	NA	NA	NA	NA
200982	Gilroy Chevron	Gilroy	Santa Clara	NA	Low	0.43	0	0.43	2023	NA	NA	NA	NA
200991	Bertotti Landscaping Inc.	Petaluma	Sonoma	NA	Low	0.43	0	0.43	2023	NA	NA	NA	NA
201053	Santa Clara County Fairgrounds Management Corporation	San Jose	Santa Clara	NA	Low	0.43	0	0.43	2022	NA	NA	NA	NA
201096	Fill & Bytes Inc.	Vallejo	Solano	NA	Low	0.43	0	0.43	2023	NA	NA	NA	NA
201220	ARCO Facility #07034	Antioch	Contra Costa	NA	Low	0.43	0	0.43	2022	NA	NA	NA	NA
201373	76 Gas Station	Suisun City	Solano	NA	Low	0.43	0	0.43	2023	NA	NA	NA	NA
201399	ARCO Laurel and Empire	Oakley	Contra Costa	NA	Low	0.43	0	0.43	2022	NA	NA	NA	NA
201407	24/7 Kentfield	Greenbrae	Marin	NA	Low	0.43	0	0.43	2023	NA	NA	NA	NA
201413	7-Eleven - Brentwood	Brentwood	Contra Costa	NA	Low	0.43	0	0.43	2023	NA	NA	NA	NA
201420	CarMax Pleasant Hill #6104	Pleasant Hill	Contra Costa	NA	Low	0.43	0	0.43	2023	NA	NA	NA	NA
201505	ARCO Facility #07041	Concord	Contra Costa	NA	Low	0.43	0	0.43	2023	NA	NA	NA	NA
201536	Horning Street Chevron	San Jose	Santa Clara	NA	Low	0.43	0	0.43	2023	NA	NA	NA	NA
201558	Sonoma Golf Club	Sonoma	Sonoma	NA	Low	0.43	0	0.43	2022	NA	NA	NA	NA

Facility Number	Facility Name ⁽¹⁾ (1)See pp. 18-21 of the TAC Control Program Annual Report for important context regarding this data.	City	County	Rule 11-18 Ranking	AB2588 Priority Ranking	Cancer PS	Chronic PS	PS	PS Year	HRA Year	Cancer Risk (chances in a million)	Chronic Hazard Index	Acute Hazard Index
201596	Safeway Fuel Center #2874 - Hercules	Hercules	Contra Costa	NA	Low	0.43	0	0.43	2022	NA	NA	NA	NA
201713	Beaulieu Garden	Rutherford	Napa	NA	Low	0.43	0	0.43	2023	NA	NA	NA	NA
201787	Brentwood ARCO	Brentwood	Contra Costa	NA	Low	0.43	0	0.43	2023	NA	NA	NA	NA
201811	7-Eleven #38723	Brentwood	Contra Costa	NA	Low	0.43	0	0.43	2023	NA	NA	NA	NA
201832	Enterprise Rent-A-Car Concord	Concord	Contra Costa	NA	Low	0.43	0	0.43	2023	NA	NA	NA	NA
201922	7-ELEVEN # 38686	Morgan Hill	Santa Clara	NA	Low	0.43	0	0.43	2022	NA	NA	NA	NA
201952	Costco Gasoline #21	San Ramon	Contra Costa	NA	Low	0.43	0	0.43	2023	NA	NA	NA	NA
201989	7-Eleven #38961	Suisun City	Solano	NA	Low	0.43	0	0.43	2022	NA	NA	NA	NA
202022	7-Eleven Inc #41611	Napa	Napa	NA	Low	0.43	0	0.43	2022	NA	NA	NA	NA
202048	Safeway Fuel Center #2776	San Jose	Santa Clara	NA	Low	0.43	0	0.43	2022	NA	NA	NA	NA
202079	7-Eleven Inc #38702	Union City	Alameda	NA	Low	0.43	0	0.43	2023	NA	NA	NA	NA
202109	California Golf Club of San Francisco - Maintenance	South San Francisco	San Mateo	NA	Low	0.43	0	0.43	2023	NA	NA	NA	NA
202204	Gold Coast Pipelines Inc	Pittsburg	Contra Costa	NA	Low	0.43	0	0.43	2023	NA	NA	NA	NA
202320	Rohnert Park - Northern Fire Station #2	Rohnert Park	Sonoma	NA	Low	0.43	0	0.43	2023	NA	NA	NA	NA
9353	Safeway Milk Plant	San Leandro	Alameda	NA	Low	0.42	0.02	0.42	2023	NA	NA	NA	NA
13586	Infinera Corporation	Sunnyvale	Santa Clara	NA	Low	0.42	0.01	0.42	2023	NA	NA	NA	NA
13757	W Bradley Electric Inc	Novato	Marin	NA	Low	0.42	0	0.42	2022	NA	NA	NA	NA
14375	Contra Costa County Fire Protection District	Walnut Creek	Contra Costa	NA	Low	0.42	0	0.42	2022	NA	NA	NA	NA
14376	Contra Costa County Fire Protection District	Antioch	Contra Costa	NA	Low	0.42	0	0.42	2022	NA	NA	NA	NA
14377	Contra Costa County Fire Protection District	Pittsburg	Contra Costa	NA	Low	0.42	0	0.42	2022	NA	NA	NA	NA
14378	Contra Costa County Fire Protection District	Walnut Creek	Contra Costa	NA	Low	0.42	0	0.42	2022	NA	NA	NA	NA
14544	Montara Sanitary District	Moss Beach	San Mateo	NA	Low	0.42	0	0.42	2023	NA	NA	NA	NA
14853	CFEP Pruneyard LLC	Campbell	Santa Clara	NA	Low	0.42	0	0.42	2022	NA	NA	NA	NA
15876	County of Marin San Venetia #1	San Rafael	Marin	NA	Low	0.42	0	0.42	2022	NA	NA	NA	NA
16257	Macy's South Land	Hayward	Alameda	NA	Low	0.42	0	0.42	2020	NA	NA	NA	NA
16279	Verizon Wireless - San Bruno City	South San Francisco	San Mateo	NA	Low	0.42	0	0.42	2021	NA	NA	NA	NA
17103	Verizon Wireless (Union City)	Union City	Alameda	NA	Low	0.42	0	0.42	2023	NA	NA	NA	NA
17145	Peninsula Eye Surgery Center	Mountain View	Santa Clara	NA	Low	0.42	0	0.42	2022	NA	NA	NA	NA
17526	City of Oakley	Oakley	Contra Costa	NA	Low	0.42	0	0.42	2023	NA	NA	NA	NA
17613	Verizon Wireless (Diablo Valley College)	Pleasant Hill	Contra Costa	NA	Low	0.42	0	0.42	2023	NA	NA	NA	NA
19561	Verizon Wireless (SFO West)	Millbrae	San Mateo	NA	Low	0.42	0	0.42	2021	NA	NA	NA	NA
20111	San Francisco Public Utilities Commission	San Francisco	San Francisco	NA	Low	0.42	0	0.42	2022	NA	NA	NA	NA
20213	California Water Service Company	Los Altos	Santa Clara	NA	Low	0.42	0	0.42	2022	NA	NA	NA	NA
20325	Judicial Council of California JCC 43-D1	Palo Alto	Santa Clara	NA	Low	0.42	0.01	0.42	2023	NA	NA	NA	NA
23232	Sprig Electric	San Jose	Santa Clara	NA	Low	0.42	0	0.42	2023	NA	NA	NA	NA
24774	ERC Remediation	San Jose	Santa Clara	NA	Low	0.42	0	0.42	2022	NA	NA	NA	NA
13110	Vallejo Sanitation & Flood Control District	Vallejo	Solano	NA	Low	0.41	0	0.41	2022	NA	NA	NA	NA
14177	Pacific Gas and Electric	San Jose	Santa Clara	NA	Low	0.41	0	0.41	2022	NA	NA	NA	NA
15551	2200 Pacific Homeowners Association	San Francisco	San Francisco	NA	Low	0.41	0.01	0.41	2023	NA	NA	NA	NA
16296	Verizon Wireless - 815506 (Newark)	Newark	Alameda	NA	Low	0.41	0	0.41	2023	NA	NA	NA	NA
16362	Verizon Wireless - Oakland South	Oakland	Alameda	NA	Low	0.41	0	0.41	2022	NA	NA	NA	NA
17367	Verizon Wireless (Fairfield)	Fairfield	Solano	NA	Low	0.41	0	0.41	2023	NA	NA	NA	NA
17738	MCI	Suisun City	Solano	NA	Low	0.41	0	0.41	2022	NA	NA	NA	NA
18169	Woodside Fire Station #19	Woodside	San Mateo	NA	Low	0.41	0	0.41	2023	2007	9.7	0.01	NA
18876	Pleasanton Surgery Center	Pleasanton	Alameda	NA	Low	0.41	0	0.41	2021	NA	NA	NA	NA
22402	Creekview HC LLC	Pleasanton	Alameda	NA	Low	0.41	0	0.41	2023	NA	NA	NA	NA
22535	Palmetto Hospitality of Palo Alto	Palo Alto	Santa Clara	NA	Low	0.41	0	0.41	2023	NA	NA	NA	NA
24161	The Sobrato Organization	San Jose	Santa Clara	NA	Low	0.41	0	0.41	2023	NA	NA	NA	NA
24862	Concord Iron Works Inc	Pittsburg	Contra Costa	NA	Low	0.41	0	0.41	2023	NA	NA	NA	NA
200740	2401 Gloria Way Well Water Treatment	East Palo Alto	San Mateo	NA	Low	0.41	0	0.41	2023	NA	NA	NA	NA
201278	Cakebread Residence	Rutherford	Napa	NA	Low	0.41	0	0.41	2019	NA	NA	NA	NA
112592	Enterprise Rent-A-Car	Oakland	Alameda	NA	Low	0.41	0.01	0.41	2022	NA	NA	NA	NA
13102	Vallejo Sanitation & Flood Control Dist	Vallejo	Solano	NA	Low	0.4	0	0.4	2023	NA	NA	NA	NA
13967	City of Pittsburg Shadybrook Pump Station	Pittsburg	Contra Costa	NA	Low	0.4	0	0.4	2022	NA	NA	NA	NA
14283	Mt View Sanitary District	Martinez	Contra Costa	NA	Low	0.4	0	0.4	2023	NA	NA	NA	NA
14850	City of Burlingame Public Works Department	Burlingame	San Mateo	NA	Low	0.4	0	0.4	2022	NA	NA	NA	NA
15891	General Services Administration	Santa Rosa	Sonoma	NA	Low	0.4	0	0.4	2020	NA	NA	NA	NA
17308	San Mateo Public Library	San Mateo	San Mateo	NA	Low	0.4	0	0.4	2021	NA	NA	NA	NA

Facility Number	Facility Name ⁽¹⁾ (1)See pp. 18-21 of the TAC Control Program Annual Report for important context regarding this data.	City	County	Rule 11-18 Ranking	AB2588 Priority Ranking	Cancer PS	Chronic PS	PS	PS Year	HRA Year	Cancer Risk (chances in a million)	Chronic Hazard Index	Acute Hazard Index
17774	National Center for International Schools	San Francisco	San Francisco	NA	Low	0.4	0	0.4	2023	NA	NA	NA	NA
18382	San Miguel Pump Station	Concord	Contra Costa	NA	Low	0.4	0	0.4	2022	NA	NA	NA	NA
19532	Coherent Inc	Sunnyvale	Santa Clara	NA	Low	0.4	0	0.4	2022	NA	NA	NA	NA
19760	BRE Properties Inc	Santa Clara	Santa Clara	NA	Low	0.4	0	0.4	2019	NA	NA	NA	NA
21098	Evalve Inc DBA Abbott Vascular	Mentlo Park	San Mateo	NA	Low	0.4	0.01	0.4	2023	NA	NA	NA	NA
23417	Agenus West LLC	Berkeley	Alameda	NA	Low	0.4	0	0.4	2023	NA	NA	NA	NA
200757	Lennar Homes of California	Foster City	San Mateo	NA	Low	0.4	0	0.4	2020	NA	NA	NA	NA
13559	Pacific Bell	Yountville	Napa	NA	Low	0.39	0	0.39	2022	NA	NA	NA	NA
14090	Pacific Bell Corporation	Moss Beach	San Mateo	NA	Low	0.39	0	0.39	2022	NA	NA	NA	NA
14118	City of Sunnyvale - Environmental Services	Sunnyvale	Santa Clara	NA	Low	0.39	0	0.39	2023	NA	NA	NA	NA
14297	City of Oakland Envir Scvs Division	Oakland	Alameda	NA	Low	0.39	0	0.39	2022	NA	NA	NA	NA
14547	Montara Sanitary District	Montara	San Mateo	NA	Low	0.39	0	0.39	2023	NA	NA	NA	NA
15167	Town of Hillsborough	Hillsborough	San Mateo	NA	Low	0.39	0	0.39	2023	NA	NA	NA	NA
15331	DP 1550 Bryant LLC	San Francisco	San Francisco	NA	Low	0.39	0	0.39	2023	NA	NA	NA	NA
15486	City of Sunnyvale - City Hall-151-1	Sunnyvale	Santa Clara	NA	Low	0.39	0	0.39	2022	NA	NA	NA	NA
15598	AXA Rosenberg Global Services LLC	Fairfield	Solano	NA	Low	0.39	0	0.39	2017	NA	NA	NA	NA
16331	Verizon Wireless (3rd & Produce)	San Francisco	San Francisco	NA	Low	0.39	0	0.39	2023	NA	NA	NA	NA
16630	Lemo USA Inc	Rohnert Park	Sonoma	NA	Low	0.39	0	0.39	2022	NA	NA	NA	NA
17842	San Francisco Zoological Society	San Francisco	San Francisco	NA	Low	0.39	0.01	0.39	2023	NA	NA	NA	NA
21168	E&P Properties Inc	Fairfield	Solano	NA	Low	0.39	0	0.39	2023	NA	NA	NA	NA
22946	Verizon Wireless-Silver Creek	San Jose	Santa Clara	NA	Low	0.39	0	0.39	2022	NA	NA	NA	NA
25123	Sunnyvale Acquisition LLC dba RiverRock RE Group	Sunnyvale	Santa Clara	NA	Low	0.39	0	0.39	2022	NA	NA	NA	NA
200875	Macrogenics Inc.	Brisbane	San Mateo	NA	Low	0.39	0	0.39	2023	NA	NA	NA	NA
9455	American Licorice Company	Union City	Alameda	NA	Low	0.38	0.02	0.38	2023	NA	NA	NA	NA
11282	XKT Engineering Inc Railroad Ave Bldg 390	Vallejo	Solano	NA	Low	0.38	0	0.38	2022	NA	NA	NA	NA
13113	Vallejo Sanitation & Flood Control District	Vallejo	Solano	NA	Low	0.38	0	0.38	2022	NA	NA	NA	NA
14526	City of Fairfield	Fairfield	Solano	NA	Low	0.38	0	0.38	2023	NA	NA	NA	NA
16451	City of Hayward Marathon L/S	Hayward	Alameda	NA	Low	0.38	0	0.38	2022	NA	NA	NA	NA
19549	Napa Valley College	Napa	Napa	NA	Low	0.38	0	0.38	2022	NA	NA	NA	NA
20847	Santa Clara County - FAF - Senter Road SSA	San Jose	Santa Clara	NA	Low	0.38	0	0.38	2023	NA	NA	NA	NA
21166	First American Home Buyers Protection	Santa Rosa	Sonoma	NA	Low	0.38	0	0.38	2023	NA	NA	NA	NA
21360	Phillips 66 Carbon Plant	Rodeo	Contra Costa	NA	Low	0.38	0.01	0.38	2022	NA	NA	NA	NA
22002	Verizon Wireless - Burrows McCoy	Campbell	Santa Clara	NA	Low	0.38	0	0.38	2023	NA	NA	NA	NA
22045	Google Inc c/o CBRE	Mountain View	Santa Clara	NA	Low	0.38	0	0.38	2022	NA	NA	NA	NA
22086	New Cingular Wireless PCS LLC dba AT & T Mobility	American Canyon	Napa	NA	Low	0.38	0	0.38	2022	NA	NA	NA	NA
22647	WCEP Shade LLC c/o California Capital & Investment Group	Walnut Creek	Contra Costa	NA	Low	0.38	0	0.38	2023	NA	NA	NA	NA
23454	Verizon Wireless Union City & Dyer	Union City	Alameda	NA	Low	0.38	0	0.38	2023	NA	NA	NA	NA
24003	Essex Property Trust Inc	San Francisco	San Francisco	NA	Low	0.38	0	0.38	2023	NA	NA	NA	NA
24033	SF Department of Public Works	San Francisco	San Francisco	NA	Low	0.38	0	0.38	2023	NA	NA	NA	NA
24541	San Francisco Recreation & Park Department	San Francisco	San Francisco	NA	Low	0.38	0.05	0.38	2022	2022	1.6	0.01	0.96
24560	SOMA Hotel LLC	San Francisco	San Francisco	NA	Low	0.38	0	0.38	2023	NA	NA	NA	NA
24842	GI ETS SHOREWAY LLC	San Carlos	San Mateo	NA	Low	0.38	0	0.38	2022	NA	NA	NA	NA
25062	Wareham Development	Emeryville	Alameda	NA	Low	0.38	0	0.38	2022	NA	NA	NA	NA
13599	Diablo Water District	Oakley	Contra Costa	NA	Low	0.37	0	0.37	2022	NA	NA	NA	NA
15256	City of Fairfield	Fairfield	Solano	NA	Low	0.37	0	0.37	2023	NA	NA	NA	NA
15918	Caltrans - South San Jose Maintenance Station	San Jose	Santa Clara	NA	Low	0.37	0	0.37	2023	NA	NA	NA	NA
16130	San Jose Fire Dept Stn#26/ Accts Payable	San Jose	Santa Clara	NA	Low	0.37	0	0.37	2023	NA	NA	NA	NA
16289	Verizon Wireless (Willow Pass)	Pittsburg	Contra Costa	NA	Low	0.37	0	0.37	2022	NA	NA	NA	NA
16951	Sausalito-Marin City Sanitary District	Sausalito	Marin	NA	Low	0.37	0	0.37	2023	NA	NA	NA	NA
17911	City of San Rafael Dept of Public Works	San Rafael	Marin	NA	Low	0.37	0	0.37	2021	NA	NA	NA	NA
18574	City of Pleasanton	Pleasanton	Alameda	NA	Low	0.37	0	0.37	2023	NA	NA	NA	NA
18932	Verizon Wireless (Kirk Pass)	Concord	Contra Costa	NA	Low	0.37	0	0.37	2021	NA	NA	NA	NA
19119	Verizon Wireless (Graton)	Sebastopol	Sonoma	NA	Low	0.37	0	0.37	2022	NA	NA	NA	NA
20092	Fairfield-Suisun Sewer District - Kaiser Dr Pump	Fairfield	Solano	NA	Low	0.37	0	0.37	2022	NA	NA	NA	NA
20515	Santa Clara Unified School District	Santa Clara	Santa Clara	NA	Low	0.37	0	0.37	2022	2021	0.84	0	NA
21292	Moore Twining Associates Inc	Cupertino	Santa Clara	NA	Low	0.37	0	0.37	2023	NA	NA	NA	NA
22610	460 North Wiget Lane LLC	Walnut Creek	Contra Costa	NA	Low	0.37	0	0.37	2022	NA	NA	NA	NA
23107	Verizon Wireless (Ashland Lewelling)	San Lorenzo	Alameda	NA	Low	0.37	0	0.37	2021	NA	NA	NA	NA

Facility Number	Facility Name ⁽¹⁾ (1)See pp. 18-21 of the TAC Control Program Annual Report for important context regarding this data.	City	County	Rule 11-18 Ranking	AB2588 Priority Ranking	Cancer PS	Chronic PS	PS	PS Year	HRA Year	Cancer Risk (chances in a million)	Chronic Hazard Index	Acute Hazard Index
23995	Rachel Townsend Apartments	San Francisco	San Francisco	NA	Low	0.37	0	0.37	2023	NA	NA	NA	NA
25313	Syar Industries LLC	Vallejo	Solano	NA	Low	0.37	0.01	0.37	2022	NA	NA	NA	NA
750	Golden Gate Petroleum	Brentwood	Contra Costa	NA	Low	0.37	0.01	0.37	2022	NA	NA	NA	NA
7713	City of San Jose DPT of Trans: Zanker Rd Biofilter	San Jose	Santa Clara	NA	Low	0	0.37	0.37	2020	NA	NA	NA	NA
10707	Cypress Hill Memorial Park	Petaluma	Sonoma	NA	Low	0.36	0.01	0.36	2022	NA	NA	NA	NA
13921	South County Regional Wastewater Authority	Gilroy	Santa Clara	NA	Low	0.36	0	0.36	2022	NA	NA	NA	NA
14286	Deliverex	San Jose	Santa Clara	NA	Low	0.36	0	0.36	2022	NA	NA	NA	NA
15636	City of Alameda Public Works Department	Alameda	Alameda	NA	Low	0.36	0	0.36	2022	NA	NA	NA	NA
16175	Verizon Wireless (Dutton Road)	Santa Rosa	Sonoma	NA	Low	0.36	0	0.36	2022	NA	NA	NA	NA
16535	Handlery Union Square Hotel	San Francisco	San Francisco	NA	Low	0.36	0.01	0.36	2022	NA	NA	NA	NA
16918	Eugene Coleman Community House	San Francisco	San Francisco	NA	Low	0.36	0	0.36	2022	NA	NA	NA	NA
17302	City of Richmond - Barrett Ave Lift Station	Richmond	Contra Costa	NA	Low	0.36	0	0.36	2022	NA	NA	NA	NA
17497	City of Redwood City Sewer Pump Station #3	Redwood City	San Mateo	NA	Low	0.36	0	0.36	2023	NA	NA	NA	NA
17862	San Francisco Conservatory of Music	San Francisco	San Francisco	NA	Low	0.36	0	0.36	2022	NA	NA	NA	NA
20294	Medland Development	Fremont	Alameda	NA	Low	0.36	0	0.36	2022	NA	NA	NA	NA
20576	Central Contra Costa Sanitary District	Concord	Contra Costa	NA	Low	0.36	0	0.36	2022	NA	NA	NA	NA
20876	CSL Operating LLC	Santa Clara	Santa Clara	NA	Low	0.36	0.01	0.36	2022	NA	NA	NA	NA
21878	Qualcomm Incorporated	San Jose	Santa Clara	NA	Low	0.36	0	0.36	2022	NA	NA	NA	NA
22005	New Cingular Wireless PCS dba AT&T Mobility	Livermore	Alameda	NA	Low	0.36	0	0.36	2023	NA	NA	NA	NA
22488	The Realty Associates Fund X LP	Santa Clara	Santa Clara	NA	Low	0.36	0	0.36	2021	NA	NA	NA	NA
201014	San Rafael Sanitation District	San Rafael	Marin	NA	Low	0.36	0	0.36	2023	NA	NA	NA	NA
201563	City and County of San Francisco	San Francisco	San Francisco	NA	Low	0.36	0	0.36	2022	NA	NA	NA	NA
201854	GOOGLE LLC	South San Francisco	San Mateo	NA	Low	0.36	0	0.36	2022	NA	NA	NA	NA
202462	849 Mitten Road	Burlingame	San Mateo	NA	Low	0.36	0	0.36	2023	NA	NA	NA	NA
73	Gallagher & Burk Inc	Oakland	Alameda	NA	Low	0.35	0.01	0.35	2023	NA	NA	NA	NA
13791	Mid Peninsula Water District	Belmont	San Mateo	NA	Low	0.35	0	0.35	2023	NA	NA	NA	NA
14113	City of San Leandro Water Pollution Control Plant	San Leandro	Alameda	NA	Low	0.35	0	0.35	2022	NA	NA	NA	NA
16290	Verizon Wireless - East 14th/High Street	Oakland	Alameda	NA	Low	0.35	0	0.35	2022	NA	NA	NA	NA
16292	Verizon Wireless-815055 HWY 880/Bascom	Santa Clara	Santa Clara	NA	Low	0.35	0	0.35	2023	NA	NA	NA	NA
16604	Verizon Wireless - Nob Hill	Morgan Hill	Santa Clara	NA	Low	0.35	0	0.35	2023	NA	NA	NA	NA
17301	City of Richmond (Enterprise Sta)	Richmond	Contra Costa	NA	Low	0.35	0	0.35	2023	NA	NA	NA	NA
17700	PALECEK	Richmond	Contra Costa	NA	Low	0	0.35	0.35	2023	NA	NA	NA	NA
19181	Comstock Data Center	Santa Clara	Santa Clara	NA	Low	0.35	0	0.35	2022	NA	NA	NA	NA
20687	Verizon Wireless-Central Fremont-	Fremont	Alameda	NA	Low	0.35	0	0.35	2022	NA	NA	NA	NA
20966	Telenav	Sunnyvale	Santa Clara	NA	Low	0.35	0	0.35	2015	NA	NA	NA	NA
21568	Hilton San Francisco Financial District	San Francisco	San Francisco	NA	Low	0.35	0	0.35	2023	NA	NA	NA	NA
21767	Nanosys Inc	Milpitas	Santa Clara	NA	Low	0.35	0	0.35	2022	NA	NA	NA	NA
21802	California Resources Production Corp	Fairfield	Solano	NA	Low	0.35	0.01	0.35	2022	NA	NA	NA	NA
22033	Oakland Museum of California	Oakland	Alameda	NA	Low	0.35	0	0.35	2022	NA	NA	NA	NA
22059	City of Alameda	Alameda	Alameda	NA	Low	0.35	0	0.35	2023	NA	NA	NA	NA
22181	Lenthor	Milpitas	Santa Clara	NA	Low	0.05	0.35	0.35	2022	NA	NA	NA	NA
22464	Risk Based Decisions Inc	Fairfax	Marin	NA	Low	0.35	0	0.35	2019	NA	NA	NA	NA
23053	Verizon Wireless-Hwy 9 Quito	Los Gatos	Santa Clara	NA	Low	0.35	0	0.35	2023	NA	NA	NA	NA
201567	Whole Foods Market	San Jose	Santa Clara	NA	Low	0.35	0	0.35	2022	NA	NA	NA	NA
2157	Syar Industries Inc	Santa Rosa	Sonoma	NA	Low	0.34	0.01	0.34	2023	NA	NA	NA	NA
13634	Sunrise Assisted Living RC#63191	Walnut Creek	Contra Costa	NA	Low	0.34	0	0.34	2023	NA	NA	NA	NA
14209	City of Mountain View Fleet Services	Mountain View	Santa Clara	NA	Low	0.34	0	0.34	2023	NA	NA	NA	NA
15081	Equator Coffees LLC	San Rafael	Marin	NA	Low	0.34	0.01	0.34	2023	NA	NA	NA	NA
15637	City of Alameda Public Works Department	Alameda	Alameda	NA	Low	0.34	0	0.34	2023	NA	NA	NA	NA
16023	Georgia-Pacific Corrugated LLC	San Leandro	Alameda	NA	Low	0.34	0.09	0.34	2023	NA	NA	NA	NA
16141	Sonoma County Fire District	Windsor	Sonoma	NA	Low	0.34	0	0.34	2023	NA	NA	NA	NA
16253	Macy's West Stores Inc (FAIRFIELD - SOLANO)	Fairfield	Solano	NA	Low	0.34	0	0.34	2022	NA	NA	NA	NA
16394	JC Penny Company c/o PSI	Richmond	Contra Costa	NA	Low	0.34	0	0.34	2016	NA	NA	NA	NA
17548	Alameda County GSA	San Leandro	Alameda	NA	Low	0.34	0.01	0.34	2023	NA	NA	NA	NA
18612	Due Torri Coffee	Oakland	Alameda	NA	Low	0.34	0.01	0.34	2023	NA	NA	NA	NA
18705	County of Marin Marin City Substation	Sausalito	Marin	NA	Low	0.34	0	0.34	2023	NA	NA	NA	NA
18726	Spine & Sports Surgery Center (ASC Medical)	Campbell	Santa Clara	NA	Low	0.34	0	0.34	2023	NA	NA	NA	NA
19078	City of Pittsburg	Pittsburg	Contra Costa	NA	Low	0.34	0	0.34	2023	NA	NA	NA	NA

Facility Number	Facility Name ⁽¹⁾ (1)See pp. 18-21 of the TAC Control Program Annual Report for important context regarding this data.	City	County	Rule 11-18 Ranking	AB2588 Priority Ranking	Cancer PS	Chronic PS	PS	PS Year	HRA Year	Cancer Risk (chances in a million)	Chronic Hazard Index	Acute Hazard Index
19786	Verizon Wireless (DT Livermore)	Livermore	Alameda	NA	Low	0.34	0	0.34	2023	NA	NA	NA	NA
19889	Verizon Wireless - Santa Teresa/Calahan	San Jose	Santa Clara	NA	Low	0.34	0	0.34	2021	NA	NA	NA	NA
20513	Zygo Corporation	Richmond	Contra Costa	NA	Low	0	0.34	0.34	2023	NA	NA	NA	NA
20828	Alameda County GSA	Oakland	Alameda	NA	Low	0.34	0	0.34	2023	NA	NA	NA	NA
21217	BioVision	Milpitas	Santa Clara	NA	Low	0.34	0	0.34	2022	NA	NA	NA	NA
21585	The Meet Group	San Francisco	San Francisco	NA	Low	0.34	0	0.34	2017	NA	NA	NA	NA
22109	Bethlehem Towers	Santa Rosa	Sonoma	NA	Low	0.34	0	0.34	2018	NA	NA	NA	NA
23056	The Chefs Warehouse West Coast LLC	Union City	Alameda	NA	Low	0.34	0.01	0.34	2022	NA	NA	NA	NA
23069	Civic Center Tower	San Jose	Santa Clara	NA	Low	0.34	0	0.34	2022	NA	NA	NA	NA
24428	Kashiwa Fudosan America Inc	South San Francisco	San Mateo	NA	Low	0.34	0	0.34	2023	NA	NA	NA	NA
24564	SF Hotel A LLC	San Francisco	San Francisco	NA	Low	0.34	0	0.34	2023	NA	NA	NA	NA
24617	Martinez Terminal Company LLC	Martinez	Contra Costa	NA	Low	0.34	0.01	0.34	2022	NA	NA	NA	NA
24645	Apex Companies LLC	Daly City	San Mateo	NA	Low	0.34	0	0.34	2022	NA	NA	NA	NA
25184	Amy's Kitchen Inc	San Jose	Santa Clara	NA	Low	0.34	0.01	0.34	2023	NA	NA	NA	NA
201992	3414 Mill Creek LLC.	Saint Helena	Napa	NA	Low	0.34	0	0.34	2022	NA	NA	NA	NA
736	Del Monte Foods Research Center	Walnut Creek	Contra Costa	NA	Low	0.33	0	0.33	2023	NA	NA	NA	NA
3174	Pacific Gas and Electric Company	San Carlos	San Mateo	NA	Low	0.33	0	0.33	2022	NA	NA	NA	NA
13232	DTIS City & County San Francisco	San Francisco	San Francisco	NA	Low	0.33	0	0.33	2022	NA	NA	NA	NA
15136	Seaport Refining LLC	Redwood City	San Mateo	NA	Low	0.33	0.01	0.33	2023	NA	NA	NA	NA
16210	San Jose Fire Dept Stn#4 / Accts Payable	San Jose	Santa Clara	NA	Low	0.33	0	0.33	2023	NA	NA	NA	NA
16304	Verizon Wireless - 814973 (Hilltop)	Richmond	Contra Costa	NA	Low	0.33	0	0.33	2023	NA	NA	NA	NA
17299	City of Richmond (Keller Beach Sta)	Richmond	Contra Costa	NA	Low	0.33	0	0.33	2022	NA	NA	NA	NA
17680	Sunrise Assisted Living Center RC#63235	Palo Alto	Santa Clara	NA	Low	0.33	0	0.33	2023	NA	NA	NA	NA
19782	Energy Recovery Inc	San Leandro	Alameda	NA	Low	0.33	0.07	0.33	2022	NA	NA	NA	NA
19875	Verizon Wireless (WILLIAMS & DAFFODIL)	San Jose	Santa Clara	NA	Low	0.33	0	0.33	2022	NA	NA	NA	NA
20075	Verizon Wireless (Brittan Avenue)	San Carlos	San Mateo	NA	Low	0.33	0	0.33	2020	NA	NA	NA	NA
21065	Fiesta 116 c/o RMD Solutions Inc	Sebastopol	Sonoma	NA	Low	0.33	0	0.33	2022	NA	NA	NA	NA
21873	Ross Dress for Less Inc	Dublin	Alameda	NA	Low	0.33	0	0.33	2023	NA	NA	NA	NA
23725	AAK USA Richmond Corp	Richmond	Contra Costa	NA	Low	0.33	0.01	0.33	2023	NA	NA	NA	NA
25030	BP3-SF7 2001 JS Owner LLC	Daly City	San Mateo	NA	Low	0.33	0	0.33	2022	NA	NA	NA	NA
200966	GSW Arena LLC	San Francisco	San Francisco	NA	Low	0.33	0.01	0.33	2023	NA	NA	NA	NA
201177	STC Venture LLC	Sunnyvale	Santa Clara	NA	Low	0.33	0	0.33	2022	NA	NA	NA	NA
6066	San Jose Evergreen Community College Dist	San Jose	Santa Clara	NA	Low	0.32	0	0.32	2023	NA	NA	NA	NA
9640	AT&T	Colma	San Mateo	NA	Low	0.32	0.02	0.32	2023	NA	NA	NA	NA
10583	Monterey Mushrooms Inc	Morgan Hill	Santa Clara	NA	Low	0.32	0.01	0.32	2022	NA	NA	NA	NA
13917	Growers Square	Walnut Creek	Contra Costa	NA	Low	0.32	0	0.32	2023	NA	NA	NA	NA
13969	City of Pittsburg Buchanan Pump Station	Pittsburg	Contra Costa	NA	Low	0.32	0	0.32	2022	NA	NA	NA	NA
14157	West County Wastewater District	Richmond	Contra Costa	NA	Low	0.32	0	0.32	2022	NA	NA	NA	NA
14238	East Bay Municipal Utility Distr ct	Alameda	Alameda	NA	Low	0.32	0	0.32	2022	NA	NA	NA	NA
16516	Orinda Equity Partners	Milpitas	Santa Clara	NA	Low	0.32	0	0.32	2022	NA	NA	NA	NA
16913	Verizon Wireless (Travis Air Force Base)	Fairfield	Solano	NA	Low	0.32	0	0.32	2022	NA	NA	NA	NA
17298	City of Richmond (Brickyard Booster Sta)	Richmond	Contra Costa	NA	Low	0.32	0	0.32	2023	NA	NA	NA	NA
17806	City of Mountain View	Mountain View	Santa Clara	NA	Low	0.32	0	0.32	2022	NA	NA	NA	NA
19115	Verizon Wireless (Danville)	Danville	Contra Costa	NA	Low	0.32	0	0.32	2023	NA	NA	NA	NA
19578	1200 Concord LLC	Concord	Contra Costa	NA	Low	0.32	0	0.32	2023	NA	NA	NA	NA
19608	Verizon Wireless (HWY 680/CAP)	San Jose	Santa Clara	NA	Low	0.32	0	0.32	2021	NA	NA	NA	NA
20517	Otsuka America Pharmaceutical Inc.	Hayward	Alameda	NA	Low	0.32	0	0.32	2023	NA	NA	NA	NA
20881	Nordstroms	Palo Alto	Santa Clara	NA	Low	0.32	0	0.32	2023	NA	NA	NA	NA
22627	ASB 989 Market LLC c/o Union Property Capital	San Francisco	San Francisco	NA	Low	0.32	0	0.32	2022	NA	NA	NA	NA
23106	CBRE - Howard Street	San Francisco	San Francisco	NA	Low	0.32	0	0.32	2022	NA	NA	NA	NA
23693	Napa Industrial LLC	Napa	Napa	NA	Low	0.32	0	0.32	2022	NA	NA	NA	NA
112168	N & LS Inc. dba Morgan Hill Gas & Auto Service	Morgan Hill	Santa Clara	NA	Low	0.32	0.01	0.32	2022	NA	NA	NA	NA
1579	Granite Rock Company	South San Francisco	San Mateo	NA	Low	0.31	0.01	0.31	2022	NA	NA	NA	NA
3276	Alameda County Water District	Fremont	Alameda	NA	Low	0.31	0	0.31	2023	NA	NA	NA	NA
13889	Kaiser Permanente Public Garage	San Francisco	San Francisco	NA	Low	0.31	0	0.31	2020	NA	NA	NA	NA
16694	Brentwood Medical Office Building	Brentwood	Contra Costa	NA	Low	0.31	0	0.31	2022	NA	NA	NA	NA
17027	Verizon Wireless (Meachem Hill)	Rohnert Park	Sonoma	NA	Low	0.31	0	0.31	2023	NA	NA	NA	NA
17169	California Water Service Co	South San Francisco	San Mateo	NA	Low	0.31	0	0.31	2022	NA	NA	NA	NA

Facility Number	Facility Name ⁽¹⁾ (1)See pp. 18-21 of the TAC Control Program Annual Report for important context regarding this data.	City	County	Rule 11-18 Ranking	AB2588 Priority Ranking	Cancer PS	Chronic PS	PS	PS Year	HRA Year	Cancer Risk (chances in a million)	Chronic Hazard Index	Acute Hazard Index
17388	Verizon Wireless (San Rafael)	San Rafael	Marin	NA	Low	0.31	0	0.31	2022	NA	NA	NA	NA
18408	City of San Jose Fire Station# 25	Alviso	Santa Clara	NA	Low	0.31	0	0.31	2022	NA	NA	NA	NA
18843	Judicial Council of California JCC 01-D1	Hayward	Alameda	NA	Low	0.31	0.01	0.31	2022	NA	NA	NA	NA
19395	Religious of Sacred Heart Oakwood	Atherton	San Mateo	NA	Low	0.31	0	0.31	2023	NA	NA	NA	NA
19626	Radiance Owners Association	San Francisco	San Francisco	NA	Low	0.31	0	0.31	2017	NA	NA	NA	NA
20597	California School for the Deaf	Fremont	Alameda	NA	Low	0.31	0	0.31	2019	NA	NA	NA	NA
20991	KBSIII Towers At Emeryville LLC	Emeryville	Alameda	NA	Low	0.31	0	0.31	2023	NA	NA	NA	NA
21836	Biosearch Technologies Inc	Petaluma	Sonoma	NA	Low	0.31	0	0.31	2023	NA	NA	NA	NA
22092	Franciscan Charities	San Francisco	San Francisco	NA	Low	0.31	0	0.31	2022	NA	NA	NA	NA
23189	Specialized Bicycle	Morgan Hill	Santa Clara	NA	Low	0.31	0	0.31	2018	NA	NA	NA	NA
23338	Wells Avenue Hotel Development Venture L P	Palo Alto	Santa Clara	NA	Low	0.31	0	0.31	2023	NA	NA	NA	NA
200362	City of Berkeley Public Library	Berkeley	Alameda	NA	Low	0.31	0	0.31	2023	NA	NA	NA	NA
200368	Verizon Wireless - Skyline Reto	Half Moon Bay	San Mateo	NA	Low	0.31	0	0.31	2021	NA	NA	NA	NA
200609	Silicon Valley Club LLC	San Jose	Santa Clara	NA	Low	0.31	0	0.31	2023	NA	NA	NA	NA
201865	The 2002 Edwards-Coopersmith Trust UTID - dated 09-05-02	Sebastopol	Sonoma	NA	Low	0.31	0	0.31	2023	NA	NA	NA	NA
102747	Belmont Shell	Belmont	San Mateo	NA	Low	0.31	0.01	0.31	2022	NA	NA	NA	NA
1244	Silicon Valley Clean Water San Carlos Pump Stn	San Carlos	San Mateo	NA	Low	0.3	0	0.3	2023	NA	NA	NA	NA
4034	Lockheed Martin Corporation Missiles & Space	Palo Alto	Santa Clara	NA	Low	0.3	0	0.3	2023	NA	NA	NA	NA
10408	County Asphalt	Martinez	Contra Costa	NA	Low	0.3	0.01	0.3	2022	NA	NA	NA	NA
15104	Verizon Wireless -Camden & Hicks	San Jose	Santa Clara	NA	Low	0.3	0	0.3	2023	NA	NA	NA	NA
15108	U S Coast Guard Station Vallejo	Vallejo	Solano	NA	Low	0.3	0	0.3	2019	NA	NA	NA	NA
16291	Verizon Wireless - National Semiconductor	Sunnyvale	Santa Clara	NA	Low	0.3	0	0.3	2021	NA	NA	NA	NA
16601	Verizon Wireless - HWY 238/880	San Leandro	Alameda	NA	Low	0.3	0	0.3	2022	NA	NA	NA	NA
17775	Vallejo City Unified School District	Vallejo	Solano	NA	Low	0.3	0	0.3	2020	NA	NA	NA	NA
18091	Mt Diablo Unified School District	Concord	Contra Costa	NA	Low	0.3	0	0.3	2023	NA	NA	NA	NA
18848	City of Brentwood	Oakley	Contra Costa	NA	Low	0.3	0	0.3	2022	NA	NA	NA	NA
18938	City of Palo Alto-San Francisquito Pump Station	Palo Alto	Santa Clara	NA	Low	0.3	0	0.3	2023	2008	3.1	0	NA
19530	ARE-Technology Center SSF LLC	South San Francisco	San Mateo	NA	Low	0.3	0	0.3	2023	NA	NA	NA	NA
20396	Verizon Wireless (Tamalpais Homstead Valley)	Sausalito	Marin	NA	Low	0.3	0	0.3	2023	NA	NA	NA	NA
21312	West Bay Sanitary District	Mentlo Park	San Mateo	NA	Low	0.3	0	0.3	2023	NA	NA	NA	NA
21604	Francis of Assisi Community	San Francisco	San Francisco	NA	Low	0.3	0	0.3	2023	NA	NA	NA	NA
22048	Bourbon Coffee Company Inc	San Leandro	Alameda	NA	Low	0.3	0.01	0.3	2022	NA	NA	NA	NA
22080	Luis Norori Antique Restoration Inc	San Francisco	San Francisco	NA	Low	0.3	0	0.3	2020	NA	NA	NA	NA
22303	Axiom Corporation	Redwood City	San Mateo	NA	Low	0.3	0	0.3	2021	NA	NA	NA	NA
22414	County of San Mateo	Redwood City	San Mateo	NA	Low	0.3	0	0.3	2022	NA	NA	NA	NA
23250	California General Partnership	San Leandro	Alameda	NA	Low	0.3	0	0.3	2023	NA	NA	NA	NA
23490	Trillium USA Company LLC	Millbrae	San Mateo	NA	Low	0.3	0.01	0.3	2023	NA	NA	NA	NA
23547	Radio Mirchi Inc	Oakland	Alameda	NA	Low	0.3	0	0.3	2019	NA	NA	NA	NA
24109	Ponte Gadea California LLC	San Francisco	San Francisco	NA	Low	0.3	0	0.3	2023	2022	1.3	0	NA
202507	Ritter Center	San Rafael	Marin	NA	Low	0.3	0	0.3	2023	2022	1.4	0	NA
111469	Tamm Auto Service Corp	San Francisco	San Francisco	NA	Low	0.3	0.01	0.3	2022	NA	NA	NA	NA
581	ST Shore Terminals LLC	Crockett	Contra Costa	NA	Low	0.29	0	0.29	2022	NA	NA	NA	NA
2304	Verco Decking Inc	Antioch	Contra Costa	NA	Low	0.04	0.29	0.29	2022	NA	NA	NA	NA
4094	San Quentin State Prison	San Quentin	Marin	NA	Low	0.29	0	0.29	2022	NA	NA	NA	NA
12786	GMP Metal Plating Inc	Morgan Hill	Santa Clara	NA	Low	0.29	0	0.29	2022	NA	NA	NA	NA
13244	Live 105	Daly City	San Mateo	NA	Low	0.29	0	0.29	2023	NA	NA	NA	NA
14250	Fairfield-Suisun Sewer Dist Lawler Rnch II Pump St	Suisun City	Solano	NA	Low	0.29	0	0.29	2022	NA	NA	NA	NA
14298	City of Oakland Envir Scvs Division	Oakland	Alameda	NA	Low	0.29	0	0.29	2022	NA	NA	NA	NA
15952	Eastridge Mall - San Jose	San Jose	Santa Clara	NA	Low	0.29	0	0.29	2023	NA	NA	NA	NA
16260	Macy's (Concord Women/Mens/Home)	Concord	Contra Costa	NA	Low	0.29	0	0.29	2020	NA	NA	NA	NA
16450	Hayward Executive Airport	Hayward	Alameda	NA	Low	0.29	0	0.29	2022	NA	NA	NA	NA
17007	Pacifica Foundation/KPFA	Oakland	Alameda	NA	Low	0.29	0	0.29	2023	NA	NA	NA	NA
17175	Fairfield-Suisun Sewer District	Fairfield	Solano	NA	Low	0.29	0	0.29	2023	NA	NA	NA	NA
19117	Verizon Wireless (Half Moon Bay East)	Half Moon Bay	San Mateo	NA	Low	0.29	0	0.29	2023	NA	NA	NA	NA
19777	San Leandro Senior Center	San Leandro	Alameda	NA	Low	0.29	0	0.29	2023	NA	NA	NA	NA
19956	Santa Clara County Fire Dept	Los Gatos	Santa Clara	NA	Low	0.29	0	0.29	2023	NA	NA	NA	NA
20803	East CC Fire Dept Fire Station #53	Oakley	Contra Costa	NA	Low	0.29	0	0.29	2022	NA	NA	NA	NA
22244	SIR San Jose (Via Del Oro) LP	San Jose	Santa Clara	NA	Low	0.29	0	0.29	2019	NA	NA	NA	NA
22433	New Cingular Wireless PCS dba AT&T Mobility	Pleasant Hill	Contra Costa	NA	Low	0.29	0	0.29	2022	2014	5.2	0	NA
22758	City of Richmond	Richmond	Contra Costa	NA	Low	0.29	0	0.29	2023	NA	NA	NA	NA

Facility Number	Facility Name ⁽¹⁾ (1)See pp. 18-21 of the TAC Control Program Annual Report for important context regarding this data.	City	County	Rule 11-18 Ranking	AB2588 Priority Ranking	Cancer PS	Chronic PS	PS	PS Year	HRA Year	Cancer Risk (chances in a million)	Chronic Hazard Index	Acute Hazard Index
23233	IPT Livermore DC LP	Livermore	Alameda	NA	Low	0.29	0	0.29	2021	NA	NA	NA	NA
24811	PPF/Blatteis 120 Stockton Street Owner LP	San Francisco	San Francisco	NA	Low	0.29	0	0.29	2023	NA	NA	NA	NA
112482	Propel Fuels Inc (E85 dispensing)	San Jose	Santa Clara	NA	Low	0.29	0	0.29	2022	NA	NA	NA	NA
112478	Propel Fuels Inc (E85 dispensing)	Redwood City	San Mateo	NA	Low	0.29	0	0.29	2022	NA	NA	NA	NA
595	Mission Valley Rock Co	Sunol	Alameda	NA	Low	0.28	0	0.28	2023	NA	NA	NA	NA
4193	AC Transit	Richmond	Contra Costa	NA	Low	0.28	0	0.28	2023	NA	NA	NA	NA
6237	Germains Seed Technology	Gilroy	Santa Clara	NA	Low	0.28	0	0.28	2022	NA	NA	NA	NA
7507	Alameda Health System - Fairmont Hospital	San Leandro	Alameda	NA	Low	0.28	0	0.28	2022	NA	NA	NA	NA
12974	County of Santa Clara	San Jose	Santa Clara	NA	Low	0.28	0	0.28	2020	NA	NA	NA	NA
13557	Pacific Bell	Valley Ford	Sonoma	NA	Low	0.28	0	0.28	2022	NA	NA	NA	NA
15460	Golden Gate Bridge	Santa Rosa	Sonoma	NA	Low	0.28	0	0.28	2023	NA	NA	NA	NA
16445	City of Hayward Garin P/S	Hayward	Alameda	NA	Low	0.28	0	0.28	2023	NA	NA	NA	NA
17070	Novato Sanitary District	Novato	Marin	NA	Low	0.28	0	0.28	2022	NA	NA	NA	NA
17987	TTM Technologies Inc	Santa Clara	Santa Clara	NA	Low	0.07	0.28	0.28	2023	NA	NA	NA	NA
20616	Second Harvest of Silicon Valley	San Jose	Santa Clara	NA	Low	0.28	0	0.28	2022	NA	NA	NA	NA
21750	Stoneridge Creek Pleasanton CCRC LLC	Pleasanton	Alameda	NA	Low	0.28	0	0.28	2022	NA	NA	NA	NA
22049	New Cingular Wireless PCS LLC dba AT&T Mobility	Livermore	Alameda	NA	Low	0.28	0	0.28	2023	NA	NA	NA	NA
23427	FN Cellars Inc.	Saint Helena	Napa	NA	Low	0.28	0	0.28	2022	2023	9.9	0	NA
23478	1169 Market Street L P	San Francisco	San Francisco	NA	Low	0.28	0	0.28	2021	NA	NA	NA	NA
23880	Varex Imaging	Santa Clara	Santa Clara	NA	Low	0.28	0	0.28	2023	NA	NA	NA	NA
24222	Argonaut Investments	Concord	Contra Costa	NA	Low	0.28	0	0.28	2022	NA	NA	NA	NA
24273	1100 Broadway Owner LLC	Oakland	Alameda	NA	Low	0.28	0	0.28	2022	NA	NA	NA	NA
24489	Microchip Technology Inc	San Jose	Santa Clara	NA	Low	0.28	0.01	0.28	2022	NA	NA	NA	NA
24609	SLD Laser	Fremont	Alameda	NA	Low	0.28	0.01	0.28	2022	NA	NA	NA	NA
25247	BluGlass Inc	Fremont	Alameda	NA	Low	0.28	0	0.28	2023	NA	NA	NA	NA
201800	City of Palo Alto	Palo Alto	Santa Clara	NA	Low	0.28	0	0.28	2022	2022	2.8	0	0.01
8834	Sonoma County Transit	Santa Rosa	Sonoma	NA	Low	0.27	0	0.27	2022	NA	NA	NA	NA
14325	PGE San Francisco Service Center	San Francisco	San Francisco	NA	Low	0.27	0	0.27	2023	NA	NA	NA	NA
14478	California Water Service Company	South San Francisco	San Mateo	NA	Low	0.27	0	0.27	2023	NA	NA	NA	NA
16872	Western Park Apts	San Francisco	San Francisco	NA	Low	0.27	0	0.27	2021	NA	NA	NA	NA
18889	Verizon Wireless (Campbell)	Campbell	Santa Clara	NA	Low	0.27	0	0.27	2023	NA	NA	NA	NA
18964	County of Marin General Services Building	San Rafael	Marin	NA	Low	0.27	0	0.27	2023	NA	NA	NA	NA
19708	County of San Mateo	Redwood City	San Mateo	NA	Low	0.27	0	0.27	2023	NA	NA	NA	NA
22603	Judy Brown (Responsible Party)	Boyes Hot Springs	Sonoma	NA	Low	0.27	0	0.27	2023	NA	NA	NA	NA
23956	GP Vincent II LLC	Pleasant Hill	Contra Costa	NA	Low	0.27	0	0.27	2023	NA	NA	NA	NA
23980	Lonza Hayward	Hayward	Alameda	NA	Low	0.27	0.01	0.27	2023	NA	NA	NA	NA
24312	LeanTeq LLC	Milpitas	Santa Clara	NA	Low	0.27	0	0.27	2023	NA	NA	NA	NA
24365	Posada De Colores-The Unity Council	Oakland	Alameda	NA	Low	0.27	0	0.27	2022	NA	NA	NA	NA
24722	JPPF Waterfront Plaza LP	San Francisco	San Francisco	NA	Low	0.27	0	0.27	2023	NA	NA	NA	NA
24723	JPPF Waterfront Plaza LP	San Francisco	San Francisco	NA	Low	0.27	0	0.27	2023	NA	NA	NA	NA
2035	SVC Manufacturing Inc dba Pepsico	Oakland	Alameda	NA	Low	0.26	0.01	0.26	2021	NA	NA	NA	NA
3224	Amphenol Thermometrics Inc	Fremont	Alameda	NA	Low	0.26	0.02	0.26	2023	NA	NA	NA	NA
5084	Haulaway Containers	San Leandro	Alameda	NA	Low	0.01	0.26	0.26	2022	NA	NA	NA	NA
14302	City of Oakland Envr Scvs Division	Oakland	Alameda	NA	Low	0.26	0	0.26	2022	NA	NA	NA	NA
14685	Centurylink Communications LLC	Oakland	Alameda	NA	Low	0.26	0	0.26	2022	NA	NA	NA	NA
16529	Campus Drive Portfolio LLC	San Mateo	San Mateo	NA	Low	0.26	0	0.26	2022	NA	NA	NA	NA
16554	City of Brisbane Lake Street Pump Station	Brisbane	San Mateo	NA	Low	0.26	0	0.26	2023	NA	NA	NA	NA
16763	New Cingular Wireless PCS LLC dba AT&T Mobility	Morgan Hill	Santa Clara	NA	Low	0.26	0.01	0.26	2023	NA	NA	NA	NA
18140	Napa Sanitation District	Napa	Napa	NA	Low	0.26	0	0.26	2023	NA	NA	NA	NA
18923	City of San Jose Municipal Water	San Jose	Santa Clara	NA	Low	0.26	0	0.26	2023	NA	NA	NA	NA
19046	City of Campbell	Campbell	Santa Clara	NA	Low	0.26	0	0.26	2023	NA	NA	NA	NA
20298	Hologic Inc	Sunnyvale	Santa Clara	NA	Low	0.26	0	0.26	2022	2010	7.7	0.01	NA
21574	Harvest Properties Inc	Redwood City	San Mateo	NA	Low	0.26	0	0.26	2022	NA	NA	NA	NA
21689	Biorichland LLC	Richmond	Contra Costa	NA	Low	0.26	0	0.26	2022	NA	NA	NA	NA
21758	Madonna Residence/Mercy Housing Management Group	San Francisco	San Francisco	NA	Low	0.26	0	0.26	2016	NA	NA	NA	NA
22031	Molecular Medicine Research Institute	Sunnyvale	Santa Clara	NA	Low	0.26	0	0.26	2022	NA	NA	NA	NA
22640	Rosewood Commons Property Owner LLC	Pleasanton	Alameda	NA	Low	0.26	0	0.26	2022	NA	NA	NA	NA
23727	2700 Middlefield Road LLC c/o Embarcadero Advs	Redwood City	San Mateo	NA	Low	0.26	0	0.26	2018	NA	NA	NA	NA
200719	Hayward FedEx Ground Distribution	Hayward	Alameda	NA	Low	0.26	0	0.26	2022	NA	NA	NA	NA

Facility Number	Facility Name ⁽¹⁾ (1)See pp. 18-21 of the TAC Control Program Annual Report for important context regarding this data.	City	County	Rule 11-18 Ranking	AB2588 Priority Ranking	Cancer PS	Chronic PS	PS	PS Year	HRA Year	Cancer Risk (chances in a million)	Chronic Hazard Index	Acute Hazard Index
12787	Amex Plating Incorp	Santa Clara	Santa Clara	NA	Low	0.25	0	0.25	2022	NA	NA	NA	NA
13452	Pacific Bell	Bethel Island	Contra Costa	NA	Low	0.25	0	0.25	2022	NA	NA	NA	NA
13888	Kaiser Permanente Employee Garage	San Francisco	San Francisco	NA	Low	0.25	0	0.25	2023	NA	NA	NA	NA
14281	Mt View Sanitary District	Martinez	Contra Costa	NA	Low	0.25	0	0.25	2023	NA	NA	NA	NA
14512	Gilroy Energy Center LLC for Riverview Energy Ctr	Antioch	Contra Costa	NA	Low	0.25	0.01	0.25	2023	NA	NA	NA	NA
14864	Star One Credit Union	Sunnyvale	Santa Clara	NA	Low	0.25	0	0.25	2022	NA	NA	NA	NA
15323	California Water Service Co	Livermore	Alameda	NA	Low	0.25	0	0.25	2023	NA	NA	NA	NA
15367	City of Morgan Hill	Morgan Hill	Santa Clara	NA	Low	0.25	0	0.25	2022	NA	NA	NA	NA
16431	City of Rohnert Park	Rohnert Park	Sonoma	NA	Low	0.25	0	0.25	2022	NA	NA	NA	NA
16452	City of Hayward Halifax L/S	Hayward	Alameda	NA	Low	0.25	0	0.25	2021	NA	NA	NA	NA
16626	Anza Park & Sky	Burlingame	San Mateo	NA	Low	0.25	0	0.25	2022	NA	NA	NA	NA
17117	Alameda County Public Works Agency	Hayward	Alameda	NA	Low	0.25	0	0.25	2023	NA	NA	NA	NA
17433	Frank Hagel Federal Bldg - Social Security Admin	Richmond	Contra Costa	NA	Low	0.25	0.01	0.25	2023	NA	NA	NA	NA
17984	888 7th Street Owners Association	San Francisco	San Francisco	NA	Low	0.25	0	0.25	2022	NA	NA	NA	NA
21732	International Paper	Gilroy	Santa Clara	NA	Low	0.25	0.01	0.25	2022	NA	NA	NA	NA
22332	Valley Of The Moon Water District	Sonoma	Sonoma	NA	Low	0.25	0	0.25	2023	NA	NA	NA	NA
23097	Christensen Holdings LP	Sunnyvale	Santa Clara	NA	Low	0.25	0	0.25	2023	NA	NA	NA	NA
23168	City of Santa Rosa Utilities Division	Santa Rosa	Sonoma	NA	Low	0.25	0	0.25	2022	NA	NA	NA	NA
23459	Palo Alto Property Owner LLC	Palo Alto	Santa Clara	NA	Low	0.25	0	0.25	2018	NA	NA	NA	NA
24377	Mirvie Inc	South San Francisco	San Mateo	NA	Low	0.25	0	0.25	2023	NA	NA	NA	NA
2158	Syar Industries Inc	Napa	Napa	NA	Low	0.24	0.01	0.24	2022	NA	NA	NA	NA
11102	G L Mezzetta Inc	American Canyon	Napa	NA	Low	0.24	0.01	0.24	2023	NA	NA	NA	NA
14099	City of Daly City	Daly City	San Mateo	NA	Low	0.24	0	0.24	2022	NA	NA	NA	NA
14683	Centurylink Communications LLC	Suisun City	Solano	NA	Low	0.24	0	0.24	2022	NA	NA	NA	NA
15232	Thomas/DeNova LLC dba Willow Pass Bus Park Maint	Concord	Contra Costa	NA	Low	0.24	0	0.24	2023	NA	NA	NA	NA
15741	Bay Marble	Newark	Alameda	NA	Low	0	0.24	0.24	2019	NA	NA	NA	NA
16164	Solano County Juvenile Detention Facility	Fairfield	Solano	NA	Low	0.24	0	0.24	2020	NA	NA	NA	NA
16183	Gilroy Unified School District	Gilroy	Santa Clara	NA	Low	0.24	0	0.24	2022	NA	NA	NA	NA
16357	Verizon Wireless (HWY 880/Whipple)	Union City	Alameda	NA	Low	0.24	0	0.24	2023	NA	NA	NA	NA
16561	Selby Lift Station	Crockett	Contra Costa	NA	Low	0.24	0	0.24	2022	NA	NA	NA	NA
16715	Port of Oakland	Oakland	Alameda	NA	Low	0.24	0	0.24	2023	NA	NA	NA	NA
17481	City of Redwood City	Redwood City	San Mateo	NA	Low	0.24	0	0.24	2023	NA	NA	NA	NA
19040	Unchained Labs	Pleasanton	Alameda	NA	Low	0.24	0	0.24	2023	NA	NA	NA	NA
19800	San Jose Water Company	Los Gatos	Santa Clara	NA	Low	0.24	0	0.24	2023	NA	NA	NA	NA
20270	ExxonMobil Oil Corporation	Napa	Napa	NA	Low	0.24	0.01	0.24	2022	NA	NA	NA	NA
20451	Solano County Fleet Management	Fairfield	Solano	NA	Low	0.24	0	0.24	2023	NA	NA	NA	NA
20659	Aoptix Technologies	Campbell	Santa Clara	NA	Low	0.24	0	0.24	2015	NA	NA	NA	NA
20950	G3 Minerals Byron Plant	Byron	Contra Costa	NA	Low	0.24	0.01	0.24	2023	NA	NA	NA	NA
21092	East Bay Zoological Society	Oakland	Alameda	NA	Low	0.24	0	0.24	2023	NA	NA	NA	NA
21153	City College of San Francisco	San Francisco	San Francisco	NA	Low	0.24	0	0.24	2021	NA	NA	NA	NA
23003	Verizon-Hwy 4/242	Concord	Contra Costa	NA	Low	0.24	0	0.24	2022	NA	NA	NA	NA
23243	Fedex-South San Francisco	South San Francisco	San Mateo	NA	Low	0.24	0	0.24	2022	NA	NA	NA	NA
24015	Reyes Coca-Cola Bottling LLC	San Leandro	Alameda	NA	Low	0.24	0.01	0.24	2022	NA	NA	NA	NA
24967	Asana Inc	San Francisco	San Francisco	NA	Low	0.24	0	0.24	2021	NA	NA	NA	NA
201685	Lucasey Lofts LP	Oakland	Alameda	NA	Low	0.24	0	0.24	2022	NA	NA	NA	NA
201693	Hannah Park LP	Oakland	Alameda	NA	Low	0.24	0	0.24	2021	NA	NA	NA	NA
201749	Kifer Dev LLC	Santa Clara	Santa Clara	NA	Low	0.24	0	0.24	2022	NA	NA	NA	NA
202014	Paul Hobbs Winery	Sebastopol	Sonoma	NA	Low	0.24	0	0.24	2022	NA	NA	NA	NA
202490	Inmate Connector	Santa Rosa	Sonoma	NA	Low	0.24	0	0.24	2023	NA	NA	NA	NA
6968	Mercy Retirement and Care Center	Oakland	Alameda	NA	Low	0.23	0.01	0.23	2023	NA	NA	NA	NA
11965	SFDPW - City and County of San Francisco	San Francisco	San Francisco	NA	Low	0.23	0	0.23	2020	NA	NA	NA	NA
13100	Vallejo Sanitation & Flood Control Dist	Vallejo	Solano	NA	Low	0.23	0	0.23	2022	NA	NA	NA	NA
13914	Judicial Council of California CC 01-F1	Alameda	Alameda	NA	Low	0.23	0	0.23	2022	NA	NA	NA	NA
14443	County of Santa Clara	San Jose	Santa Clara	NA	Low	0.23	0	0.23	2022	NA	NA	NA	NA
15196	Verizon Wireless Franklin Canyon	Martinez	Contra Costa	NA	Low	0.23	0	0.23	2023	NA	NA	NA	NA
15206	A-1 Machine Manufacturing Inc	San Jose	Santa Clara	NA	Low	0.23	0	0.23	2021	NA	NA	NA	NA
15548	City of El Cerrito - Community Center	El Cerrito	Contra Costa	NA	Low	0.23	0	0.23	2022	NA	NA	NA	NA
16308	Verizon Wireless - 815618	Redwood City	San Mateo	NA	Low	0.23	0	0.23	2022	NA	NA	NA	NA
16877	Gilroy Unified School District	Gilroy	Santa Clara	NA	Low	0.23	0	0.23	2023	NA	NA	NA	NA
16878	Gilroy Unified School District	Gilroy	Santa Clara	NA	Low	0.23	0	0.23	2022	NA	NA	NA	NA
18603	City of Rohnert Park	Rohnert Park	Sonoma	NA	Low	0.23	0	0.23	2022	NA	NA	NA	NA
18919	City of San Jose Municipal Water	San Jose	Santa Clara	NA	Low	0.23	0	0.23	2023	NA	NA	NA	NA

Facility Number	Facility Name ⁽¹⁾ (1)See pp. 18-21 of the TAC Control Program Annual Report for important context regarding this data.	City	County	Rule 11-18 Ranking	AB2588 Priority Ranking	Cancer PS	Chronic PS	PS	PS Year	HRA Year	Cancer Risk (chances in a million)	Chronic Hazard Index	Acute Hazard Index
19096	County of Marin Strawberry Circle Pump Station	Mill Valley	Marin	NA	Low	0.23	0	0.23	2022	NA	NA	NA	NA
20353	William Hill Estate Winery	Napa	Napa	NA	Low	0.23	0	0.23	2023	NA	NA	NA	NA
22856	350 R I South TR 350 RIS Bldg LLC c/o LPC West LLC	San Francisco	San Francisco	NA	Low	0.23	0	0.23	2020	NA	NA	NA	NA
22928	SKBGS I LLC TPT	San Mateo	San Mateo	NA	Low	0.23	0	0.23	2020	NA	NA	NA	NA
23719	American Medical Response	San Jose	Santa Clara	NA	Low	0.23	0	0.23	2022	NA	NA	NA	NA
23877	Ascendas REIT SF 1 LLC	San Francisco	San Francisco	NA	Low	0.23	0	0.23	2022	NA	NA	NA	NA
24208	Valley of the Moon Water District	Glen Ellen	Sonoma	NA	Low	0.23	0	0.23	2023	NA	NA	NA	NA
24403	Meta Platforms Inc. - SAF 250	San Francisco	San Francisco	NA	Low	0.23	0.01	0.23	2023	NA	NA	NA	NA
201221	California Tank and Pump Station	Emerald Hills	San Mateo	NA	Low	0.23	0	0.23	2023	NA	NA	NA	NA
212368	St Francis Winery & Vineyard	Santa Rosa	Sonoma	NA	Low	0.23	0	0.23	2023	NA	NA	NA	NA
2315	Duggan's Mission Chapel	Sonoma	Sonoma	NA	Low	0.01	0.22	0.22	2022	2019	3.2	0.5	0.55
9347	CCSF-HOJ-#9347	San Francisco	San Francisco	NA	Low	0.22	0.01	0.22	2022	NA	NA	NA	NA
10920	SUMCO Phoenix Corporation c/o AMEC	Mountain View	Santa Clara	NA	Low	0.22	0	0.22	2022	NA	NA	NA	NA
12001	Quikrete Northern California	Fremont	Alameda	NA	Low	0.22	0.01	0.22	2022	NA	NA	NA	NA
14215	Westside Pump Station	San Francisco	San Francisco	NA	Low	0.22	0	0.22	2023	NA	NA	NA	NA
14895	Sausalito Marin City Sanitary District	Mill Valley	Marin	NA	Low	0.22	0	0.22	2022	NA	NA	NA	NA
15026	Byron Park	Walnut Creek	Contra Costa	NA	Low	0.22	0.01	0.22	2022	NA	NA	NA	NA
15524	City of Sunnyvale- Corp Yard-161-1	Sunnyvale	Santa Clara	NA	Low	0.22	0	0.22	2022	NA	NA	NA	NA
16683	Bel Aire Plaza LLC	Napa	Napa	NA	Low	0.22	0	0.22	2023	NA	NA	NA	NA
17271	Verizon Wireless (Oakland W/Berkeley)	Berkeley	Alameda	NA	Low	0.22	0	0.22	2023	NA	NA	NA	NA
18502	San Francisco Public Utilities Commission	San Francisco	San Francisco	NA	Low	0.22	0	0.22	2022	NA	NA	NA	NA
19177	City of Novato	Novato	Marin	NA	Low	0.22	0	0.22	2023	NA	NA	NA	NA
21882	Draper University	San Mateo	San Mateo	NA	Low	0.22	0	0.22	2023	NA	NA	NA	NA
22777	City of Santa Rosa Fire Station #5	Santa Rosa	Sonoma	NA	Low	0.22	0	0.22	2022	NA	NA	NA	NA
22882	Sutter Bay Medical Foundation DBA Palo Alto MF	Los Altos	Santa Clara	NA	Low	0.22	0	0.22	2022	NA	NA	NA	NA
23311	Health Plan of San Mateo	South San Francisco	San Mateo	NA	Low	0.22	0	0.22	2023	NA	NA	NA	NA
23963	Italix Company	Morgan Hill	Santa Clara	NA	Low	0.01	0.22	0.22	2022	NA	NA	NA	NA
24278	ARE-San Francisco No 62 LLC	San Carlos	San Mateo	NA	Low	0.22	0	0.22	2023	NA	NA	NA	NA
24596	SKS/ Prado 2130 Third Street LLC	San Francisco	San Francisco	NA	Low	0.22	0	0.22	2023	2020	0.17	0	NA
202038	European Wine Resource	Richmond	Contra Costa	NA	Low	0.22	0	0.22	2023	NA	NA	NA	NA
13705	Saint Pauls Tower	Oakland	Alameda	NA	Low	0.21	0	0.21	2022	NA	NA	NA	NA
13970	City of Pittsburg Highlands Pump Station	Pittsburg	Contra Costa	NA	Low	0.21	0	0.21	2022	NA	NA	NA	NA
14575	City of El Cerrito Fire Department	El Cerrito	Contra Costa	NA	Low	0.21	0	0.21	2023	NA	NA	NA	NA
14792	Comcast Communications Inc	San Jose	Santa Clara	NA	Low	0.21	0	0.21	2023	NA	NA	NA	NA
15971	Alameda Community Development Agency	Livermore	Alameda	NA	Low	0.21	0	0.21	2016	NA	NA	NA	NA
16249	SF Treat Lessee Inc dba Hotel Vitale	San Francisco	San Francisco	NA	Low	0.21	0	0.21	2023	NA	NA	NA	NA
16415	Verizon Wireless (Pinole Valley)	Pinole	Contra Costa	NA	Low	0.21	0	0.21	2023	NA	NA	NA	NA
16509	Verizon Wireless (HWY 580-Grove)	Castro Valley	Alameda	NA	Low	0.21	0	0.21	2023	NA	NA	NA	NA
16863	Verizon Wireless (HWY 880/Industrial)	Hayward	Alameda	NA	Low	0.21	0	0.21	2023	NA	NA	NA	NA
16995	Presentation High School	San Jose	Santa Clara	NA	Low	0.21	0.01	0.21	2022	NA	NA	NA	NA
18583	Verizon Wireless (Stanley Blvd)	Livermore	Alameda	NA	Low	0.21	0	0.21	2022	NA	NA	NA	NA
19946	Mallar Industrial Finishing Inc	Fremont	Alameda	NA	Low	0.21	0	0.21	2023	NA	NA	NA	NA
19995	Manzana Products Company Inc	Sebastopol	Sonoma	NA	Low	0.21	0.01	0.21	2022	NA	NA	NA	NA
20789	WestRock CP LLC	Milpitas	Santa Clara	NA	Low	0.21	0.01	0.21	2023	NA	NA	NA	NA
21095	San Francisco Municipal Transportation Agency	San Francisco	San Francisco	NA	Low	0.21	0	0.21	2019	NA	NA	NA	NA
21599	One Toyota of Oakland	Oakland	Alameda	NA	Low	0.21	0	0.21	2023	NA	NA	NA	NA
22307	Garre Winery Event Center	Livermore	Alameda	NA	Low	0.21	0	0.21	2022	2014	1.3	0	NA
23126	ETrade Financial	Menlo Park	San Mateo	NA	Low	0.21	0	0.21	2021	NA	NA	NA	NA
23480	EWSF Inc	South San Francisco	San Mateo	NA	Low	0.21	0	0.21	2022	NA	NA	NA	NA
25145	Rockwell Collins Inc	Fairfield	Solano	NA	Low	0.21	0	0.21	2022	NA	NA	NA	NA
108980	California Water Service Co-Field Office	San Mateo	San Mateo	NA	Low	0.21	0	0.21	2022	NA	NA	NA	NA
200511	City of Oakland Public Works	Oakland	Alameda	NA	Low	0.21	0	0.21	2022	NA	NA	NA	NA
11424	Caravan Foods II dba Sterling Foods	Union City	Alameda	NA	Low	0.2	0.01	0.2	2023	NA	NA	NA	NA
13079	City of Burlingame	Burlingame	San Mateo	NA	Low	0.2	0	0.2	2023	NA	NA	NA	NA
13105	Vallejo Sanitation & Flood Control Dist	Vallejo	Solano	NA	Low	0.2	0	0.2	2023	NA	NA	NA	NA
13109	Vallejo Sanitation & Flood Control District	Vallejo	Solano	NA	Low	0.2	0	0.2	2022	NA	NA	NA	NA
13443	Granite Construction Co	Pleasanton	Alameda	NA	Low	0.2	0.01	0.2	2022	NA	NA	NA	NA
15828	Santa Clara County Roads & Airports Dept	Sunnyvale	Santa Clara	NA	Low	0.2	0	0.2	2022	NA	NA	NA	NA

Facility Number	Facility Name ⁽¹⁾ (1)See pp. 18-21 of the TAC Control Program Annual Report for important context regarding this data.	City	County	Rule 11-18 Ranking	AB2588 Priority Ranking	Cancer PS	Chronic PS	PS	PS Year	HRA Year	Cancer Risk (chances in a million)	Chronic Hazard Index	Acute Hazard Index
16117	Verizon Wireless	Martinez	Contra Costa	NA	Low	0.2	0	0.2	2021	NA	NA	NA	NA
16244	Macy's Hillsdale / Macy's Mas Expense Payables	San Mateo	San Mateo	NA	Low	0.2	0	0.2	2022	NA	NA	NA	NA
16955	City of Santa Rosa Utilities Dept	Santa Rosa	Sonoma	NA	Low	0.2	0	0.2	2023	2005	0.1	NA	NA
17088	Verizon Wireless (Almaden Blossom Hill)	San Jose	Santa Clara	NA	Low	0.2	0	0.2	2023	NA	NA	NA	NA
17342	North Coast County Water District	Pacifica	San Mateo	NA	Low	0.2	0	0.2	2023	NA	NA	NA	NA
18298	County of Marin Crest Marin Pump Station	Mill Valley	Marin	NA	Low	0.2	0	0.2	2023	NA	NA	NA	NA
18745	City of San Jose Fire Department Station #12	San Jose	Santa Clara	NA	Low	0.2	0	0.2	2022	NA	NA	NA	NA
18917	City of San Jose Municipal Water	San Jose	Santa Clara	NA	Low	0.2	0	0.2	2023	NA	NA	NA	NA
20595	Norcal Specialty Surgery Center	Santa Rosa	Sonoma	NA	Low	0.2	0	0.2	2018	NA	NA	NA	NA
20913	EB Reg Comm Systems Authority	Livermore	Alameda	NA	Low	0.2	0	0.2	2021	NA	NA	NA	NA
21298	Flintstone Enterprises DBA Forever My Pet	Gilroy	Santa Clara	NA	Low	0.13	0.2	0.2	2020	NA	NA	NA	NA
21419	City of Berkeley Fire Station#4	Berkeley	Alameda	NA	Low	0.2	0	0.2	2023	NA	NA	NA	NA
21822	AT&T Mobility	Calistoga	Napa	NA	Low	0.2	0.01	0.2	2023	NA	NA	NA	NA
22321	San Jose Police Administrative Building	San Jose	Santa Clara	NA	Low	0.2	0	0.2	2023	NA	NA	NA	NA
22753	City of Richmond Water Pollution Control	Richmond	Contra Costa	NA	Low	0.2	0	0.2	2022	NA	NA	NA	NA
22873	Pacific Gas & Electric	Antioch	Contra Costa	NA	Low	0.2	0.01	0.2	2023	NA	NA	NA	NA
23380	California Water Service	San Carlos	San Mateo	NA	Low	0.2	0	0.2	2022	NA	NA	NA	NA
23563	San Francisco Public Utilities Commission	Fremont	Alameda	NA	Low	0.2	0.01	0.2	2023	NA	NA	NA	NA
24388	Volkswagen Group of America Inc	Belmont	San Mateo	NA	Low	0.2	0	0.2	2022	NA	NA	NA	NA
200794	San Rafael Fire Department	San Rafael	Marin	NA	Low	0.2	0	0.2	2022	NA	NA	NA	NA
111800	Great Gas	Sunnyvale	Santa Clara	NA	Low	0.2	0	0.2	2022	NA	NA	NA	NA
1163	TTM Technologies North America LLC	San Jose	Santa Clara	NA	Low	0	0.19	0.19	2023	NA	NA	NA	NA
11929	Cultured Marble Products	San Leandro	Alameda	NA	Low	0	0.19	0.19	2022	NA	NA	NA	NA
12749	CertainTeed LLC	Fremont	Alameda	NA	Low	0.19	0.01	0.19	2023	NA	NA	NA	NA
13499	Pacific Bell	Orinda	Contra Costa	NA	Low	0.19	0	0.19	2022	NA	NA	NA	NA
13793	Mid Peninsula Water District	Belmont	San Mateo	NA	Low	0.19	0	0.19	2023	NA	NA	NA	NA
14319	Solano County Facilities	Fairfield	Solano	NA	Low	0.19	0	0.19	2023	NA	NA	NA	NA
15171	Four Points By Sheraton	Emeryville	Alameda	NA	Low	0.19	0	0.19	2023	NA	NA	NA	NA
15521	Williams-Sonoma Inc	San Francisco	San Francisco	NA	Low	0.19	0	0.19	2023	NA	NA	NA	NA
17005	City of Pleasanton	Pleasanton	Alameda	NA	Low	0.19	0	0.19	2023	NA	NA	NA	NA
17038	Rainbow 2603 LLC c/o Cornerstone Earth-Group	San Francisco	San Francisco	NA	Low	0.19	0	0.19	2022	NA	NA	NA	NA
19696	Safety-Kleen Systems Inc	Oakland	Alameda	NA	Low	0.19	0	0.19	2023	NA	NA	NA	NA
19957	Santa Clara County Fire Dept	Saratoga	Santa Clara	NA	Low	0.19	0	0.19	2023	NA	NA	NA	NA
20207	Coastside County Water District	El Granada	San Mateo	NA	Low	0.19	0	0.19	2023	NA	NA	NA	NA
21154	Griffis South Bay	Milpitas	Santa Clara	NA	Low	0.19	0	0.19	2022	NA	NA	NA	NA
21800	California Resources Production Corp	Pittsburg	Contra Costa	NA	Low	0.19	0	0.19	2022	NA	NA	NA	NA
22185	Comcast of California IV Inc	Oakley	Contra Costa	NA	Low	0.19	0	0.19	2023	NA	NA	NA	NA
22493	BRE Properties Inc	Sunnyvale	Santa Clara	NA	Low	0.19	0	0.19	2023	NA	NA	NA	NA
22668	Revolution Medicines Inc.	Redwood City	San Mateo	NA	Low	0.19	0	0.19	2022	NA	NA	NA	NA
22794	BAE Systems Imaging Solutions Inc	San Jose	Santa Clara	NA	Low	0.19	0	0.19	2023	NA	NA	NA	NA
23484	Crossings at 880 Industrial LLC	Fremont	Alameda	NA	Low	0.19	0	0.19	2023	NA	NA	NA	NA
23916	Airbnb Inc	San Francisco	San Francisco	NA	Low	0.19	0	0.19	2022	NA	NA	NA	NA
24985	Electrochem Solutions Inc	Union City	Alameda	NA	Low	0.19	0	0.19	2023	NA	NA	NA	NA
25013	Ingka Centres San Francisco LLC	San Francisco	San Francisco	NA	Low	0.19	0	0.19	2022	NA	NA	NA	NA
202503	Hallerber Residence	Santa Rosa	Sonoma	NA	Low	0.19	0	0.19	2023	NA	NA	NA	NA
5133	Mr Espresso	Oakland	Alameda	NA	Low	0.18	0.01	0.18	2023	NA	NA	NA	NA
7638	APCT Inc	Santa Clara	Santa Clara	NA	Low	0	0.18	0.18	2023	NA	NA	NA	NA
8313	Mission Trail Waste Systems	Santa Clara	Santa Clara	NA	Low	0.18	0.01	0.18	2023	NA	NA	NA	NA
13106	Vallejo Sanitation & Flood Control Dist	Vallejo	Solano	NA	Low	0.18	0	0.18	2022	NA	NA	NA	NA
13792	Mid Peninsula Water District	Belmont	San Mateo	NA	Low	0.18	0	0.18	2023	NA	NA	NA	NA
15047	City of Santa Rosa Utilities Dept	Santa Rosa	Sonoma	NA	Low	0.18	0.01	0.18	2023	NA	NA	NA	NA
15419	City of Petaluma	Petaluma	Sonoma	NA	Low	0.18	0	0.18	2022	NA	NA	NA	NA
15697	Seventh Street Properties II	Berkeley	Alameda	NA	Low	0.18	0	0.18	2022	NA	NA	NA	NA
17066	Saxco International LLC dba California Glass	Oakland	Alameda	NA	Low	0.18	0	0.18	2015	NA	NA	NA	NA
18281	City of El Cerrito	El Cerrito	Contra Costa	NA	Low	0.18	0	0.18	2023	NA	NA	NA	NA
18996	County of Marin DWP	Mill Valley	Marin	NA	Low	0.18	0.01	0.18	2023	NA	NA	NA	NA
19029	CCIP Inc	Pittsburg	Contra Costa	NA	Low	0.18	0	0.18	2022	NA	NA	NA	NA
19947	Santa Clara County Fire Dist	Cupertino	Santa Clara	NA	Low	0.18	0	0.18	2023	NA	NA	NA	NA
20965	Marin Community College District	Kentfield	Marin	NA	Low	0.18	0	0.18	2017	NA	NA	NA	NA
21064	City of Santa Rosa Utilities Department	Santa Rosa	Sonoma	NA	Low	0.18	0	0.18	2023	NA	NA	NA	NA
21173	Triton Parking Garage	Foster City	San Mateo	NA	Low	0.18	0	0.18	2022	NA	NA	NA	NA

Facility Number	Facility Name ⁽¹⁾ (1)See pp. 18-21 of the TAC Control Program Annual Report for important context regarding this data.	City	County	Rule 11-18 Ranking	AB2588 Priority Ranking	Cancer PS	Chronic PS	PS	PS Year	HRA Year	Cancer Risk (chances in a million)	Chronic Hazard Index	Acute Hazard Index
21481	220 Golden Gate Master Tenant L P	San Francisco	San Francisco	NA	Low	0.18	0	0.18	2023	NA	NA	NA	NA
21640	Hyatt Centric Fisherman's Wharf	San Francisco	San Francisco	NA	Low	0.18	0	0.18	2023	NA	NA	NA	NA
22026	San Jose Earthquakes Stadium	San Jose	Santa Clara	NA	Low	0.18	0	0.18	2023	NA	NA	NA	NA
22187	Mosso Apts Essex S F Owner LP	San Francisco	San Francisco	NA	Low	0.18	0	0.18	2018	NA	NA	NA	NA
22192	VIDA Owners Association c/o Titan Management	San Francisco	San Francisco	NA	Low	0.18	0	0.18	2018	NA	NA	NA	NA
22359	Alameda County Flood Control	San Leandro	Alameda	NA	Low	0.18	0	0.18	2023	NA	NA	NA	NA
22703	Bay Area Rapid Transit	Oakland	Alameda	NA	Low	0.18	0	0.18	2023	NA	NA	NA	NA
23018	Coasters Fine Furniture	Oakland	Alameda	NA	Low	0.18	0	0.18	2021	NA	NA	NA	NA
23084	Mission Linen Supply	Newark	Alameda	NA	Low	0.18	0.01	0.18	2022	NA	NA	NA	NA
23531	Safeway Inc #1439	Sunnyvale	Santa Clara	NA	Low	0.18	0	0.18	2022	NA	NA	NA	NA
13746	East Bay Municipal Utility Dist	El Sobrante	Contra Costa	NA	Low	0.18	0	0.18	2023	NA	NA	NA	NA
109647	Rocket #5419	Benicia	Solano	NA	Low	0.18	0	0.18	2022	NA	NA	NA	NA
819	Berkeley Forge & Tool Inc	Berkeley	Alameda	NA	Low	0.17	0.01	0.17	2022	NA	NA	NA	NA
9315	Scientific Metal Finishing Inc	Santa Clara	Santa Clara	NA	Low	0.02	0.17	0.17	2023	NA	NA	NA	NA
12183	Metcalf Energy Center	Coyote	Santa Clara	NA	Low	0.17	0.02	0.17	2023	NA	NA	NA	NA
13553	Pacific Bell	Tomales	Marin	NA	Low	0.17	0	0.17	2022	NA	NA	NA	NA
14058	Central Contra Costa Sanitary District	Orinda	Contra Costa	NA	Low	0.17	0	0.17	2022	NA	NA	NA	NA
14464	City of Burlingame	Burlingame	San Mateo	NA	Low	0.17	0	0.17	2022	NA	NA	NA	NA
14629	Tesoro Refining & Marketing Company LLC	Martinez	Contra Costa	NA	Low	0.17	0	0.17	2022	NA	NA	NA	NA
15049	Glenborough Realty Trust Incorporated	San Mateo	San Mateo	NA	Low	0.17	0	0.17	2017	NA	NA	NA	NA
15164	Town of Hillsborough	Hillsborough	San Mateo	NA	Low	0.17	0	0.17	2023	NA	NA	NA	NA
15796	Mortom Friedkin	Napa	Napa	NA	Low	0.17	0.01	0.17	2023	NA	NA	NA	NA
16547	Northgate Christian Fellowship	Benicia	Solano	NA	Low	0.17	0	0.17	2023	NA	NA	NA	NA
18837	Judicial Council of California JCC 01-H1	Fremont	Alameda	NA	Low	0.17	0	0.17	2022	NA	NA	NA	NA
20485	AAAA Generator Services	Fremont	Sonoma	NA	Low	0.17	0	0.17	2019	NA	NA	NA	NA
20957	Orchard Therapeutics	Fremont	Alameda	NA	Low	0.17	0	0.17	2020	NA	NA	NA	NA
21427	Nordstrom Store #423	Corte Madera	Marin	NA	Low	0.17	0	0.17	2023	NA	NA	NA	NA
21462	Sequoia Business Center LLC c/o Basin Street Prop	Petaluma	Sonoma	NA	Low	0.17	0	0.17	2023	NA	NA	NA	NA
22919	Redwood City Hotels LLC	Redwood City	San Mateo	NA	Low	0.17	0	0.17	2023	NA	NA	NA	NA
22977	Element Biosciences	Sunnyvale	Santa Clara	NA	Low	0.17	0	0.17	2023	NA	NA	NA	NA
23006	Living Spaces Furniture	Fremont	Alameda	NA	Low	0.17	0	0.17	2023	NA	NA	NA	NA
24533	870 Meadowood Lane LLC	Saint Helena	Napa	NA	Low	0.17	0	0.17	2021	NA	NA	NA	NA
25267	Maxon Americas Inc	San Jose	Santa Clara	NA	Low	0.17	0	0.17	2023	NA	NA	NA	NA
3031	Pacific Gas and Electric Company	San Rafael	Marin	NA	Low	0.16	0	0.16	2022	NA	NA	NA	NA
14479	California Water Service Company	San Mateo	San Mateo	NA	Low	0.16	0	0.16	2023	NA	NA	NA	NA
16284	Verizon Wireless (Alameda Perm)	Oakland	Alameda	NA	Low	0.16	0	0.16	2022	NA	NA	NA	NA
16811	Albany High School	Albany	Alameda	NA	Low	0.16	0.01	0.16	2019	NA	NA	NA	NA
17119	Alameda County Public Works Agency	San Leandro	Alameda	NA	Low	0.16	0	0.16	2023	NA	NA	NA	NA
20392	City of Berkeley - Fire Warehouse	Berkeley	Alameda	NA	Low	0.16	0	0.16	2021	NA	NA	NA	NA
20912	EB Regional Comm Systems Authority	Fremont	Alameda	NA	Low	0.16	0	0.16	2021	NA	NA	NA	NA
21516	Exxon Mobil Corporation	Sunnyvale	Santa Clara	NA	Low	0.16	0	0.16	2022	NA	NA	NA	NA
22707	New Cingular Wireless PCS LLC dba AT&T Mobility	Gilroy	Santa Clara	NA	Low	0.16	0	0.16	2023	NA	NA	NA	NA
22957	Sanitary District No 5 of Marin County	Tiburon	Marin	NA	Low	0.16	0	0.16	2023	NA	NA	NA	NA
23037	New England Lobster Inc	Burlingame	San Mateo	NA	Low	0.16	0	0.16	2022	NA	NA	NA	NA
23125	Apex Apartments Essex Property Trust	Milpitas	Santa Clara	NA	Low	0.16	0	0.16	2018	NA	NA	NA	NA
23611	Google Inc	San Francisco	San Francisco	NA	Low	0.16	0	0.16	2023	2016	1.5	0	NA
23638	Kenwood Fire District	Kenwood	Sonoma	NA	Low	0.16	0	0.16	2022	2016	2.5	0	NA
24502	Harvey Poppel	Tiburon	Marin	NA	Low	0.16	0.01	0.16	2022	NA	NA	NA	NA
7628	California Hydronics Corp	Hayward	Alameda	NA	Low	0.15	0.04	0.15	2023	NA	NA	NA	NA
11036	Dutra Materials/San Rafael Roc Quarry Inc	San Rafael	Marin	NA	Low	0.15	0	0.15	2022	NA	NA	NA	NA
13502	Pacific Bell	Pescadero	San Mateo	NA	Low	0.15	0	0.15	2022	NA	NA	NA	NA
14004	Santa Clara Valley Transportation Authority	San Jose	Santa Clara	NA	Low	0.15	0	0.15	2022	NA	NA	NA	NA
14723	Sewerage Agency of Southern Marin	Mill Valley	Marin	NA	Low	0.15	0	0.15	2022	NA	NA	NA	NA
14755	City of Brentwood	Brentwood	Contra Costa	NA	Low	0.15	0	0.15	2023	NA	NA	NA	NA
14933	City of Palo Alto	Palo Alto	Santa Clara	NA	Low	0.15	0	0.15	2023	NA	NA	NA	NA
15853	Target Corporation- Store T-322	Mountain View	Santa Clara	NA	Low	0.15	0	0.15	2023	NA	NA	NA	NA
16178	Verizon Wireless (Downtown Sonoma)	Sonoma	Sonoma	NA	Low	0.15	0	0.15	2023	NA	NA	NA	NA
16411	City of Alameda / Public Works Dept	Alameda	Alameda	NA	Low	0.15	0	0.15	2023	2007	1.4	0.9	NA
17033	The Home Depot Store #6964	Newark	Alameda	NA	Low	0.15	0	0.15	2022	NA	NA	NA	NA
18476	San Francisco Public Utilities Commission	Sunol	Alameda	NA	Low	0.15	0	0.15	2022	NA	NA	NA	NA
18648	ZP Opco Inc	Fremont	Alameda	NA	Low	0.15	0	0.15	2022	NA	NA	NA	NA

Facility Number	Facility Name ⁽¹⁾ (1)See pp. 18-21 of the TAC Control Program Annual Report for important context regarding this data.	City	County	Rule 11-18 Ranking	AB2588 Priority Ranking	Cancer PS	Chronic PS	PS	PS Year	HRA Year	Cancer Risk (chances in a million)	Chronic Hazard Index	Acute Hazard Index
18744	City of San Jose Fire Station #17	San Jose	Santa Clara	NA	Low	0.15	0	0.15	2022	NA	NA	NA	NA
19038	City of Campbell	Campbell	Santa Clara	NA	Low	0.15	0	0.15	2023	NA	NA	NA	NA
19125	City of San Mateo Public Work Department	San Mateo	San Mateo	NA	Low	0.15	0	0.15	2023	NA	NA	NA	NA
19262	DaVita	San Bruno	San Mateo	NA	Low	0.15	0	0.15	2018	NA	NA	NA	NA
20257	City of Redwood City	Redwood City	San Mateo	NA	Low	0.15	0	0.15	2022	NA	NA	NA	NA
20339	Sandis	Sunnyvale	Santa Clara	NA	Low	0.15	0	0.15	2016	NA	NA	NA	NA
20886	City of Livermore Sewage TP	Livermore	Alameda	NA	Low	0.15	0	0.15	2022	NA	NA	NA	NA
21273	City of Palo Alto-Mayfield Pump Station	Stanford	Santa Clara	NA	Low	0.15	0	0.15	2022	NA	NA	NA	NA
22236	Caneros Hills Winery of Jackson Family Wines	Sonoma	Sonoma	NA	Low	0.15	0	0.15	2023	NA	NA	NA	NA
22296	Chemtrade West US LLC	Pittsburg	Contra Costa	NA	Low	0.15	0	0.15	2022	NA	NA	NA	NA
22730	Sonnen Motorcars LLC	San Rafael	Marin	NA	Low	0.15	0	0.15	2023	NA	NA	NA	NA
23354	Ironhouse Sanitary District	Oakley	Contra Costa	NA	Low	0.15	0	0.15	2023	NA	NA	NA	NA
23412	University Plaza EPA LLC c/o Sobrato Organization	East Palo Alto	San Mateo	NA	Low	0.15	0	0.15	2022	NA	NA	NA	NA
23687	Alameda Point Collaborative	Alameda	Alameda	NA	Low	0.15	0	0.15	2022	NA	NA	NA	NA
24226	US ER America Center 4 LLC Amenity Center Garage	Alviso	Santa Clara	NA	Low	0.15	0	0.15	2022	NA	NA	NA	NA
13104	Vallejo Sanitation & Flood Control Dist	Vallejo	Solano	NA	Low	0.14	0	0.14	2022	NA	NA	NA	NA
14462	City of Burlingame	Burlingame	San Mateo	NA	Low	0.14	0	0.14	2023	NA	NA	NA	NA
14987	Fujifilm Dimatix Inc	Santa Clara	Santa Clara	NA	Low	0.01	0.14	0.14	2022	NA	NA	NA	NA
15495	City of Sunnyvale - Library-150-1	Sunnyvale	Santa Clara	NA	Low	0.14	0	0.14	2022	NA	NA	NA	NA
15528	City of Sunnyvale - Station 6 -157-1	Sunnyvale	Santa Clara	NA	Low	0.14	0	0.14	2022	NA	NA	NA	NA
17369	City of Hayward	Hayward	Alameda	NA	Low	0.14	0	0.14	2022	NA	NA	NA	NA
17751	Kaiser Pleasanton Technology Center	Pleasanton	Alameda	NA	Low	0.14	0	0.14	2023	NA	NA	NA	NA
18531	Seventh Street Properties II	Berkeley	Alameda	NA	Low	0.14	0	0.14	2023	NA	NA	NA	NA
20605	City of Union City	Union City	Alameda	NA	Low	0.14	0	0.14	2023	NA	NA	NA	NA
20995	West Valley Construction	Campbell	Santa Clara	NA	Low	0.14	0	0.14	2022	NA	NA	NA	NA
21062	860 Harbour Way LLC/Richmond Health	Richmond	Contra Costa	NA	Low	0.14	0	0.14	2022	NA	NA	NA	NA
22066	The Pasha Group	San Rafael	Marin	NA	Low	0.14	0	0.14	2022	NA	NA	NA	NA
22844	Solnus 8 dba The Rehabilitation Center of Oakland	Oakland	Alameda	NA	Low	0.14	0	0.14	2022	NA	NA	NA	NA
22947	KR 350 Mission LLC a Delaware Limited Liability	San Francisco	San Francisco	NA	Low	0.14	0	0.14	2023	NA	NA	NA	NA
23501	Commonwealth Central Credit Union	San Jose	Santa Clara	NA	Low	0.14	0	0.14	2023	NA	NA	NA	NA
23517	85 Bluxome Property Owner LLC	San Francisco	San Francisco	NA	Low	0.14	0	0.14	2022	NA	NA	NA	NA
23621	Donica Lakhani-Home2 Suites	Livermore	Alameda	NA	Low	0.14	0	0.14	2023	NA	NA	NA	NA
24460	Daphne & Bart Araujo (Residence)	Napa	Napa	NA	Low	0.14	0.01	0.14	2022	NA	NA	NA	NA
24527	Google LLC	Sunnyvale	Santa Clara	NA	Low	0.14	0	0.14	2022	NA	NA	NA	NA
24804	San Pablo Bay Pipeline Company	Concord	Contra Costa	NA	Low	0.14	0	0.14	2023	NA	NA	NA	NA
25000	Civic Center Marin	San Rafael	Marin	NA	Low	0.14	0	0.14	2023	NA	NA	NA	NA
5462	Bio-Rad Laboratories	Richmond	Contra Costa	NA	Low	0.13	0	0.13	2023	NA	NA	NA	NA
9029	Kie-Con Inc	Antioch	Contra Costa	NA	Low	0.13	0.01	0.13	2022	NA	NA	NA	NA
9209	Proto Paint	Santa Clara	Santa Clara	NA	Low	0	0.13	0.13	2022	NA	NA	NA	NA
13735	East Bay Municipal Utility Dist PSH	Oakland	Alameda	NA	Low	0.13	0	0.13	2022	NA	NA	NA	NA
13861	City of SSF Water Quality Plant	South San Francisco	San Mateo	NA	Low	0.13	0	0.13	2023	NA	NA	NA	NA
13908	Alameda County GSA	Oakland	Alameda	NA	Low	0.13	0	0.13	2023	NA	NA	NA	NA
14519	Kaiser Permanente	San Jose	Santa Clara	NA	Low	0.13	0	0.13	2022	NA	NA	NA	NA
14783	City of San Mateo City Hall	San Mateo	San Mateo	NA	Low	0.13	0	0.13	2023	NA	NA	NA	NA
15676	City of San Leandro Fire Station #11	San Leandro	Alameda	NA	Low	0.13	0	0.13	2023	NA	NA	NA	NA
15760	SSA Terminals (Oakland) LLC	Oakland	Alameda	NA	Low	0.13	0	0.13	2022	NA	NA	NA	NA
15985	Los Altos Suburban Sta #114	Los Altos Hills	Santa Clara	NA	Low	0.13	0	0.13	2023	NA	NA	NA	NA
16611	Hilton Santa Clara	Santa Clara	Santa Clara	NA	Low	0.13	0	0.13	2023	NA	NA	NA	NA
17490	City of Redwood City	Redwood City	San Mateo	NA	Low	0.13	0	0.13	2023	NA	NA	NA	NA
17540	Diablo Water District	Oakley	Contra Costa	NA	Low	0.13	0	0.13	2023	NA	NA	NA	NA
18035	Trans Bay Cable LLC	San Francisco	San Francisco	NA	Low	0.13	0	0.13	2023	NA	NA	NA	NA
18576	Park Station HOA	South San Francisco	San Mateo	NA	Low	0.13	0	0.13	2020	NA	NA	NA	NA
18662	County of Marin S V #2	San Rafael	Marin	NA	Low	0.13	0	0.13	2023	NA	NA	NA	NA
19030	City of San Bruno	San Bruno	San Mateo	NA	Low	0.13	0	0.13	2022	NA	NA	NA	NA
19303	East Contra Costa Fire Station #52	Brentwood	Contra Costa	NA	Low	0.13	0	0.13	2023	NA	NA	NA	NA
19709	County of San Mateo	Redwood City	San Mateo	NA	Low	0.13	0	0.13	2022	NA	NA	NA	NA
19965	Contra Costa County Gen Svcs	Hercules	Contra Costa	NA	Low	0.13	0	0.13	2023	NA	NA	NA	NA
20629	Alameda County Public Works Agency	San Leandro	Alameda	NA	Low	0.13	0	0.13	2023	NA	NA	NA	NA
20631	AvAirProsServices San Jose Rental Car Participants	San Jose	Santa Clara	NA	Low	0.13	0	0.13	2022	NA	NA	NA	NA
20930	Contra Costa County	Richmond	Contra Costa	NA	Low	0.13	0	0.13	2022	NA	NA	NA	NA
22227	Barefoot Coffee Roasters	Santa Clara	Santa Clara	NA	Low	0.13	0	0.13	2023	NA	NA	NA	NA

Facility Number	Facility Name ⁽¹⁾ (1)See pp. 18-21 of the TAC Control Program Annual Report for important context regarding this data.	City	County	Rule 11-18 Ranking	AB2588 Priority Ranking	Cancer PS	Chronic PS	PS	PS Year	HRA Year	Cancer Risk (chances in a million)	Chronic Hazard Index	Acute Hazard Index
22335	Hayward Point Eden I LP c/o CBRE	Hayward	Alameda	NA	Low	0.13	0	0.13	2022	NA	NA	NA	NA
22374	SJ HHG Hotel Devel dba Residence Inn/Springhill	San Jose	Santa Clara	NA	Low	0.13	0	0.13	2023	NA	NA	NA	NA
22659	Atria Senior Living	Sunnyvale	Santa Clara	NA	Low	0.13	0	0.13	2023	NA	NA	NA	NA
22662	Barrel Ten Quarter Circle Inc	Napa	Napa	NA	Low	0.13	0	0.13	2021	NA	NA	NA	NA
23070	Verizon Wireless - Pierce Road	Saratoga	Santa Clara	NA	Low	0.13	0	0.13	2022	NA	NA	NA	NA
24029	33 North Apartments	San Rafael	Marin	NA	Low	0.13	0	0.13	2019	NA	NA	NA	NA
24413	Hewlett Packard Enterprise	Alviso	Santa Clara	NA	Low	0.13	0	0.13	2022	NA	NA	NA	NA
24667	Outdoor Supply Hardware	San Jose	Santa Clara	NA	Low	0.13	0	0.13	2022	NA	NA	NA	NA
25187	NorCal Museum Siding LLC	Vallejo	Solano	NA	Low	0	0.13	0.13	2023	NA	NA	NA	NA
2820	Nor-Cal Perlite Inc	Richmond	Contra Costa	NA	Low	0.12	0	0.12	2022	NA	NA	NA	NA
10690	Embassy Suites Napa	Napa	Napa	NA	Low	0.12	0	0.12	2022	NA	NA	NA	NA
11263	D & F Autoshine	Vallejo	Solano	NA	Low	0.12	0	0.12	2015	NA	NA	NA	NA
13790	Mid Peninsula Water District	Belmont	San Mateo	NA	Low	0.12	0	0.12	2023	NA	NA	NA	NA
14182	State of California Department of Trans	San Mateo	San Mateo	NA	Low	0.12	0	0.12	2022	NA	NA	NA	NA
14445	County of Santa Clara	San Jose	Santa Clara	NA	Low	0.12	0	0.12	2022	NA	NA	NA	NA
14468	City of Burlingame	Burlingame	San Mateo	NA	Low	0.12	0	0.12	2023	NA	NA	NA	NA
15000	Krayden Inc	Morgan Hill	Santa Clara	NA	Low	0.12	0	0.12	2023	NA	NA	NA	NA
15493	InPhenix Inc	Livermore	Alameda	NA	Low	0.12	0	0.12	2022	NA	NA	NA	NA
16238	City of Newark Fire Station #1	Newark	Alameda	NA	Low	0.12	0	0.12	2023	NA	NA	NA	NA
16688	Lynmar Winery	Sebastopol	Sonoma	NA	Low	0.12	0	0.12	2022	NA	NA	NA	NA
17326	City of Santa Clara Park Service Ctr	Santa Clara	Santa Clara	NA	Low	0.12	0	0.12	2023	2021	5	0	NA
18003	Swift Finishing Inc	Petaluma	Sonoma	NA	Low	0	0.12	0.12	2023	NA	NA	NA	NA
18637	California Water Service Company	Livermore	Alameda	NA	Low	0.12	0	0.12	2023	NA	NA	NA	NA
19039	Hotel Oakland	Oakland	Alameda	NA	Low	0.12	0	0.12	2023	NA	NA	NA	NA
19945	The Westin Palo Alto	Palo Alto	Santa Clara	NA	Low	0.12	0	0.12	2023	NA	NA	NA	NA
20046	City of Santa Rosa - Garage #1	Santa Rosa	Sonoma	NA	Low	0.12	0	0.12	2023	NA	NA	NA	NA
22196	CVICH Fairfield I LLC c/o Buzz Oates Mgmt Services	Fairfield	Solano	NA	Low	0.12	0	0.12	2022	NA	NA	NA	NA
22324	Redwood Surgery Center LP	Castro Valley	Alameda	NA	Low	0.12	0	0.12	2023	NA	NA	NA	NA
23007	GC Pivotal LLC dba Global Capacity	San Jose	Santa Clara	NA	Low	0.12	0	0.12	2020	NA	NA	NA	NA
23525	Zone 7 Water Agency	Livermore	Alameda	NA	Low	0.12	0	0.12	2023	NA	NA	NA	NA
24481	MIRA Master Association	San Francisco	San Francisco	NA	Low	0.12	0	0.12	2023	NA	NA	NA	NA
200749	Otsuka America Pharmaceutical Inc.	Hayward	Alameda	NA	Low	0.12	0	0.12	2022	NA	NA	NA	NA
201929	California Water Service Company [LV Station 13]	Livermore	Alameda	NA	Low	0.12	0	0.12	2023	NA	NA	NA	NA
2404	Pan-Glo Services Inc	San Francisco	San Francisco	NA	Low	0.02	0.11	0.11	2022	NA	NA	NA	NA
2483	Bimbo Bakeries USA	South San Francisco	San Mateo	NA	Low	0.11	0	0.11	2023	NA	NA	NA	NA
4169	Sutter Health Medical Foundation	Santa Rosa	Sonoma	NA	Low	0.11	0	0.11	2023	NA	NA	NA	NA
14164	Pacific Gas and Electric	Brentwood	Contra Costa	NA	Low	0.11	0	0.11	2023	NA	NA	NA	NA
14743	City of Sunnyvale	Sunnyvale	Santa Clara	NA	Low	0.11	0	0.11	2022	NA	NA	NA	NA
14932	City of Palo Alto - Fire Station #1 Unit #3756	Palo Alto	Santa Clara	NA	Low	0.11	0	0.11	2023	NA	NA	NA	NA
15258	California Maritime Academy	Vallejo	Solano	NA	Low	0.11	0	0.11	2023	NA	NA	NA	NA
15302	Huizar Refinishing	Santa Clara	Santa Clara	NA	Low	0	0.11	0.11	2021	NA	NA	NA	NA
15525	City of Sunnyvale - Station 3 -154-1	Sunnyvale	Santa Clara	NA	Low	0.11	0	0.11	2022	NA	NA	NA	NA
15526	City of Sunnyvale - Station 4 -155-1	Sunnyvale	Santa Clara	NA	Low	0.11	0	0.11	2022	NA	NA	NA	NA
15530	City of Sunnyvale - Station 2 -153-1	Sunnyvale	Santa Clara	NA	Low	0.11	0	0.11	2022	NA	NA	NA	NA
16400	Livermore Municipal Water - Oakville Pump Station	Livermore	Alameda	NA	Low	0.11	0	0.11	2022	NA	NA	NA	NA
18173	AlSCO	San Jose	Santa Clara	NA	Low	0.11	0	0.11	2023	NA	NA	NA	NA
18530	County of Marin SV #3 Pump Station	San Rafael	Marin	NA	Low	0.11	0	0.11	2023	NA	NA	NA	NA
18920	City of San Jose Municipal Water	San Jose	Santa Clara	NA	Low	0.11	0	0.11	2023	NA	NA	NA	NA
20220	KKMI Sausalito LLC	Sausalito	Marin	NA	Low	0.11	0	0.11	2023	NA	NA	NA	NA
20404	Smart Modular Technology	Newark	Alameda	NA	Low	0.11	0	0.11	2023	NA	NA	NA	NA
20520	Northport Loop LLC	Fremont	Alameda	NA	Low	0.11	0	0.11	2018	NA	NA	NA	NA
21043	City of Santa Rosa	Santa Rosa	Sonoma	NA	Low	0.11	0	0.11	2023	2019	9.9	0.9	NA
21252	Apple Inc	Sunnyvale	Santa Clara	NA	Low	0.11	0	0.11	2023	NA	NA	NA	NA
21446	Bohannon Development Company	San Mateo	San Mateo	NA	Low	0.11	0	0.11	2022	NA	NA	NA	NA
21505	Marin Municipal Water District	Woodacre	Marin	NA	Low	0.11	0	0.11	2022	NA	NA	NA	NA
21621	SFMTA Enforcement	San Francisco	San Francisco	NA	Low	0.11	0	0.11	2023	NA	NA	NA	NA
21764	Target Store T2772	San Rafael	Marin	NA	Low	0.11	0	0.11	2023	NA	NA	NA	NA
21992	City of Hercules	Hercules	Contra Costa	NA	Low	0.11	0	0.11	2023	NA	NA	NA	NA
22011	Entercom S F	Brisbane	San Mateo	NA	Low	0.11	0	0.11	2019	NA	NA	NA	NA
22230	The Regents of the University of CA - Berkeley	Berkeley	Alameda	NA	Low	0.11	0	0.11	2023	NA	NA	NA	NA
22320	Tarana Wireless Inc.	Milpitas	Santa Clara	NA	Low	0.11	0	0.11	2020	NA	NA	NA	NA
22953	Verizon Wireless (Margo Drive)	Concord	Contra Costa	NA	Low	0.11	0	0.11	2022	NA	NA	NA	NA
23105	CV Triton LLC	Foster City	San Mateo	NA	Low	0.11	0	0.11	2022	NA	NA	NA	NA

Facility Number	Facility Name ⁽¹⁾ (1)See pp. 18-21 of the TAC Control Program Annual Report for important context regarding this data.	City	County	Rule 11-18 Ranking	AB2588 Priority Ranking	Cancer PS	Chronic PS	PS	PS Year	HRA Year	Cancer Risk (chances in a million)	Chronic Hazard Index	Acute Hazard Index
24308	Hundred Acre Wine Group	Calistoga	Napa	NA	Low	0.11	0	0.11	2023	NA	NA	NA	NA
201432	Shashi Hotel	Mountain View	Santa Clara	NA	Low	0.11	0	0.11	2022	NA	NA	NA	NA
93	Safeway Stores Inc Bakery Plant	Richmond	Contra Costa	NA	Low	0.1	0	0.1	2022	NA	NA	NA	NA
13538	Pacific Bell	San Martin	Santa Clara	NA	Low	0.1	0	0.1	2022	NA	NA	NA	NA
13858	DoubleTree by Hilton Newark	Newark	Alameda	NA	Low	0.1	0	0.1	2022	NA	NA	NA	NA
13999	Rodeo Hercules Fire Protection Dist	Hercules	Contra Costa	NA	Low	0.1	0	0.1	2023	NA	NA	NA	NA
14241	San Francisco Public Utilities Commission	Millbrae	San Mateo	NA	Low	0.1	0	0.1	2023	NA	NA	NA	NA
14469	City of Burlingame	Burlingame	San Mateo	NA	Low	0.1	0	0.1	2023	NA	NA	NA	NA
14472	City of Burlingame	Burlingame	San Mateo	NA	Low	0.1	0	0.1	2023	NA	NA	NA	NA
14894	Sausalito Marin City Sanitary District	Sausalito	Marin	NA	Low	0.1	0	0.1	2023	NA	NA	NA	NA
16337	City of San Bruno Well No 20	San Bruno	San Mateo	NA	Low	0.1	0	0.1	2023	NA	NA	NA	NA
16389	JC Penny Company Store #J0691-6	Concord	Contra Costa	NA	Low	0.1	0	0.1	2022	NA	NA	NA	NA
16805	Sears #1368	Concord	Contra Costa	NA	Low	0.1	0	0.1	2023	NA	NA	NA	NA
17116	Alameda County Public Works Agency	Union City	Alameda	NA	Low	0.1	0	0.1	2023	NA	NA	NA	NA
17292	City of Richmond (Sunset Pointe Sta)	Richmond	Contra Costa	NA	Low	0.1	0	0.1	2022	NA	NA	NA	NA
17840	Alameda County Public Works Agency	Hayward	Alameda	NA	Low	0.1	0	0.1	2023	NA	NA	NA	NA
18712	Petaluma Creamery	Petaluma	Sonoma	NA	Low	0.1	0	0.1	2022	NA	NA	NA	NA
19116	Verizon Wireless (Curtner Almaden)	San Jose	Santa Clara	NA	Low	0.1	0	0.1	2023	NA	NA	NA	NA
19307	Entercom Radio	San Bruno	San Mateo	NA	Low	0.1	0	0.1	2020	NA	NA	NA	NA
19985	Mendelsohn House	San Francisco	San Francisco	NA	Low	0.1	0	0.1	2023	NA	NA	NA	NA
20754	Verizon Wireless (HWY 680/Gold Hill)	Fairfield	Solano	NA	Low	0.1	0	0.1	2023	NA	NA	NA	NA
21538	870 Market Street Assoc	San Francisco	San Francisco	NA	Low	0.1	0	0.1	2023	NA	NA	NA	NA
22097	Mercy Housing California 50 LP	San Francisco	San Francisco	NA	Low	0.1	0	0.1	2022	NA	NA	NA	NA
22292	Jabil Silver Creek	San Jose	Santa Clara	NA	Low	0.1	0	0.1	2020	NA	NA	NA	NA
22393	Solexir Technology Corp	Milpitas	Santa Clara	NA	Low	0.1	0	0.1	2022	NA	NA	NA	NA
22757	Centerra Apartments	San Jose	Santa Clara	NA	Low	0.1	0	0.1	2022	NA	NA	NA	NA
22862	Main Street Cupertino Retail Property LLC	Cupertino	Santa Clara	NA	Low	0.1	0	0.1	2022	NA	NA	NA	NA
22877	Anderson Pacific Engineering Construction Inc	Daly City	San Mateo	NA	Low	0.1	0	0.1	2022	NA	NA	NA	NA
23026	Airtronics Metal Products	Morgan Hill	Santa Clara	NA	Low	0	0.1	0.1	2023	NA	NA	NA	NA
23104	LeeMah Electronics Inc	Brisbane	San Mateo	NA	Low	0.1	0	0.1	2023	NA	NA	NA	NA
23156	Cintas Corporation	Gilroy	Santa Clara	NA	Low	0.1	0	0.1	2023	NA	NA	NA	NA
23539	Redwood City Public Works-Bair Island Storm Drain	Redwood City	San Mateo	NA	Low	0.1	0	0.1	2022	NA	NA	NA	NA
24790	Encrantz Mountain Home	Woodside	San Mateo	NA	Low	0.1	0	0.1	2022	NA	NA	NA	NA
24806	Gray Horse Investors	Lafayette	Contra Costa	NA	Low	0.1	0	0.1	2022	NA	NA	NA	NA
24844	North Life Svcs dba Windsor Healdsburg Mortuary	Windsor	Sonoma	NA	Low	0.06	0.1	0.1	2022	NA	NA	NA	NA
24886	Grove Construction	San Carlos	San Mateo	NA	Low	0.1	0	0.1	2022	NA	NA	NA	NA
25173	Montgomery Village Owner LLC	Santa Rosa	Sonoma	NA	Low	0.1	0	0.1	2022	NA	NA	NA	NA
202403	Finless Foods	Emeryville	Alameda	NA	Low	0.1	0	0.1	2023	NA	NA	NA	NA
202636	Shultz Studio Archive Warehouse	Santa Rosa	Sonoma	NA	Low	0.1	0	0.1	2023	NA	NA	NA	NA
100137	City of Daly City Corp Yard	Daly City	San Mateo	NA	Low	0.1	0	0.1	2022	NA	NA	NA	NA
2884	Union Sanitary Dist Irvington PS	Fremont	Alameda	NA	Low	0.09	0	0.09	2022	NA	NA	NA	NA
10603	R&K Industrial Products Inc	Richmond	Contra Costa	NA	Low	0.09	0	0.09	2022	NA	NA	NA	NA
13535	AT & T	San Jose	Santa Clara	NA	Low	0.09	0.02	0.09	2022	NA	NA	NA	NA
13539	AT&T	San Mateo	San Mateo	NA	Low	0.09	0.02	0.09	2022	NA	NA	NA	NA
14159	Pacific Gas and Electric	Daly City	San Mateo	NA	Low	0.09	0	0.09	2023	NA	NA	NA	NA
14203	City of Mountain View Fleet Services	Mountain View	Santa Clara	NA	Low	0.09	0	0.09	2023	NA	NA	NA	NA
14206	City of Mountain View Fleet Services	Mountain View	Santa Clara	NA	Low	0.09	0	0.09	2023	NA	NA	NA	NA
14574	Kensington Fire Protection District	Kensington	Contra Costa	NA	Low	0.09	0	0.09	2022	NA	NA	NA	NA
15674	City of San Leandro Fire Station #9	San Leandro	Alameda	NA	Low	0.09	0	0.09	2023	NA	NA	NA	NA
18034	Trans Bay Cable LLC	Pittsburg	Contra Costa	NA	Low	0.09	0	0.09	2023	NA	NA	NA	NA
18425	Napa Solano Plastic Surgery Inc	Napa	Napa	NA	Low	0.09	0	0.09	2023	NA	NA	NA	NA
19425	Verizon Wireless (Los Gatos) North	Los Gatos	Santa Clara	NA	Low	0.09	0	0.09	2023	NA	NA	NA	NA
21033	San Mateo Community College District	Redwood City	San Mateo	NA	Low	0.09	0	0.09	2022	NA	NA	NA	NA
21991	City of Hercules	Hercules	Contra Costa	NA	Low	0.09	0	0.09	2023	NA	NA	NA	NA
22694	San Francisco Public Utilities Commission	San Mateo	San Mateo	NA	Low	0.09	0	0.09	2022	NA	NA	NA	NA
22761	Aechelon Technology	San Francisco	San Francisco	NA	Low	0.09	0	0.09	2021	NA	NA	NA	NA
22972	Napa Valley Unified School District	Napa	Napa	NA	Low	0.09	0	0.09	2023	NA	NA	NA	NA
23416	SJUSD District Office Bldg	San Jose	Santa Clara	NA	Low	0.09	0	0.09	2023	NA	NA	NA	NA
23661	Vermont SF LLC	San Francisco	San Francisco	NA	Low	0.09	0	0.09	2022	NA	NA	NA	NA
24286	THAT Corporation	San Jose	Santa Clara	NA	Low	0.09	0	0.09	2022	NA	NA	NA	NA
24299	Frank L Burrell 1937 Trust	Saratoga	Santa Clara	NA	Low	0.09	0	0.09	2023	NA	NA	NA	NA

Facility Number	Facility Name ⁽¹⁾ (1)See pp. 18-21 of the TAC Control Program Annual Report for important context regarding this data.	City	County	Rule 11-18 Ranking	AB2588 Priority Ranking	Cancer PS	Chronic PS	PS	PS Year	HRA Year	Cancer Risk (chances in a million)	Chronic Hazard Index	Acute Hazard Index
24836	Bassler-Haynes Building	San Jose	Santa Clara	NA	Low	0.09	0	0.09	2022	NA	NA	NA	NA
200392	Orchard Supply LLC	Pleasanton	Alameda	NA	Low	0.09	0	0.09	2018	NA	NA	NA	NA
201638	KBAY-KEZR Alpha Media LLC	San Jose	Santa Clara	NA	Low	0.09	0	0.09	2023	NA	NA	NA	NA
202031	Palmaz Vineyards	Napa	Napa	NA	Low	0.09	0	0.09	2022	2022	0.56	0	NA
100188	Sonoma Development Center	Eldridge	Sonoma	NA	Low	0.09	0	0.09	2018	NA	NA	NA	NA
103069	Zohrab's Garage	Menlo Park	San Mateo	NA	Low	0.09	0	0.09	2018	NA	NA	NA	NA
111611	Eagle Gas	Oakland	Alameda	NA	Low	0.09	0	0.09	2018	NA	NA	NA	NA
111746	Unocal #5428 - Attn: Mary Tran	Cupertino	Santa Clara	NA	Low	0.09	0	0.09	2017	NA	NA	NA	NA
94	Cargill Salt	Newark	Alameda	NA	Low	0.08	0	0.08	2022	NA	NA	NA	NA
456	Pacific Galvanizing	Oakland	Alameda	NA	Low	0.08	0	0.08	2023	NA	NA	NA	NA
1749	Global Plating Inc	Fremont	Alameda	NA	Low	0.08	0	0.08	2023	NA	NA	NA	NA
1889	Hunt And Behrens Inc	Petaluma	Sonoma	NA	Low	0.08	0	0.08	2022	NA	NA	NA	NA
2112	Aramark Uniform Services	Oakland	Alameda	NA	Low	0.08	0	0.08	2023	NA	NA	NA	NA
2284	Solano Community College	Fairfield	Solano	NA	Low	0.08	0	0.08	2021	NA	NA	NA	NA
4934	Deas Custom Wood Finishing	Santa Rosa	Sonoma	NA	Low	0	0.08	0.08	2023	NA	NA	NA	NA
5082	Metal Fusion Inc	Redwood City	San Mateo	NA	Low	0.08	0.05	0.08	2023	NA	NA	NA	NA
6140	Recology Sunset Scavenger Company	Brisbane	San Mateo	NA	Low	0.08	0	0.08	2023	NA	NA	NA	NA
10272	ALSCO	San Francisco	San Francisco	NA	Low	0.08	0	0.08	2023	NA	NA	NA	NA
12699	Napco Painting Contractors Inc	Napa	Napa	NA	Low	0	0.08	0.08	2023	NA	NA	NA	NA
13469	Pacific Bell	Fremont	Alameda	NA	Low	0.08	0.01	0.08	2022	NA	NA	NA	NA
13536	Pacific Bell	San Jose	Santa Clara	NA	Low	0.08	0.01	0.08	2022	NA	NA	NA	NA
14155	West County Wastewater District	Pinote	Contra Costa	NA	Low	0.08	0	0.08	2022	NA	NA	NA	NA
14474	City of Burlingame	Burlingame	San Mateo	NA	Low	0.08	0	0.08	2023	NA	NA	NA	NA
14751	City of Brentwood	Brentwood	Contra Costa	NA	Low	0.08	0	0.08	2023	NA	NA	NA	NA
14940	City of Palo Alto	Palo Alto	Santa Clara	NA	Low	0.08	0	0.08	2023	NA	NA	NA	NA
15235	Coulter Forge Company Inc	Emeryville	Alameda	NA	Low	0.08	0	0.08	2022	NA	NA	NA	NA
15678	City of San Leandro Fire Station #13	San Leandro	Alameda	NA	Low	0.08	0	0.08	2023	NA	NA	NA	NA
16954	City of Santa Rosa Utilities Dept	Santa Rosa	Sonoma	NA	Low	0.08	0	0.08	2023	NA	NA	NA	NA
17046	Verizon Wireless	San Rafael	Marin	NA	Low	0.08	0	0.08	2022	NA	NA	NA	NA
17118	Alameda County Public Works Agency	Hayward	Alameda	NA	Low	0.08	0	0.08	2023	NA	NA	NA	NA
17835	Pacific Gas & Electric Company - Martin Substation	Brisbane	San Mateo	NA	Low	0.08	0	0.08	2023	NA	NA	NA	NA
18257	County of Santa Clara - Health Care Center	Sunnyvale	Santa Clara	NA	Low	0.08	0	0.08	2016	NA	NA	NA	NA
18829	Amports	Benicia	Solano	NA	Low	0.08	0	0.08	2022	NA	NA	NA	NA
19328	County of Marin M E R A	Petaluma	Sonoma	NA	Low	0.08	0	0.08	2023	NA	NA	NA	NA
20584	CMK LLC (Broadcom Corporation)	San Jose	Santa Clara	NA	Low	0.08	0	0.08	2017	NA	NA	NA	NA
20802	Domain Residences LLC	Oakland	Alameda	NA	Low	0.08	0	0.08	2018	NA	NA	NA	NA
21305	San Francisco Youth Authority	San Francisco	San Francisco	NA	Low	0.08	0	0.08	2022	NA	NA	NA	NA
21990	City of Hercules	Hercules	Contra Costa	NA	Low	0.08	0	0.08	2023	NA	NA	NA	NA
22457	Lagunitas Brewing Company	Petaluma	Sonoma	NA	Low	0.08	0	0.08	2022	NA	NA	NA	NA
23343	City of Livermore	Livermore	Alameda	NA	Low	0.08	0	0.08	2023	NA	NA	NA	NA
23898	KR 100 Hooper LLC	San Francisco	San Francisco	NA	Low	0.08	0	0.08	2023	NA	NA	NA	NA
24326	JD COM American Technologies Corporation	Mountain View	Santa Clara	NA	Low	0.08	0	0.08	2022	NA	NA	NA	NA
24363	Golden Rain Foundation - Rossmoor	Walnut Creek	Contra Costa	NA	Low	0.08	0	0.08	2020	NA	NA	NA	NA
202717	Eisele Vineyards Estate	Calistoga	Napa	NA	Low	0.08	0	0.08	2023	NA	NA	NA	NA
112210	Sixt Rent a Car	San Francisco	San Francisco	NA	Low	0.08	0	0.08	2021	NA	NA	NA	NA
1062	Westak	Sunnyvale	Santa Clara	NA	Low	0	0.07	0.07	2022	NA	NA	NA	NA
3954	Cornerstone Evangelical Baptist Church	San Francisco	San Francisco	NA	Low	0.07	0	0.07	2023	NA	NA	NA	NA
8762	Nave Motors Inc	Novato	Marin	NA	Low	0	0.07	0.07	2023	NA	NA	NA	NA
12845	AheadTeK	San Jose	Santa Clara	NA	Low	0	0.07	0.07	2022	NA	NA	NA	NA
12916	Cisco System	Milpitas	Santa Clara	NA	Low	0.07	0	0.07	2023	2004	9.8	0.9	0
13734	East Bay Municipal Utility Dist PSG	Oakland	Alameda	NA	Low	0.07	0	0.07	2022	NA	NA	NA	NA
14117	City of Sunnyvale - Environmental Services 168-0	Sunnyvale	Santa Clara	NA	Low	0.07	0	0.07	2023	NA	NA	NA	NA
14608	Molloy Construction Company	San Francisco	San Francisco	NA	Low	0.07	0	0.07	2022	NA	NA	NA	NA
15148	City of San Rafael Dept of Public Works	San Rafael	Marin	NA	Low	0.07	0	0.07	2023	NA	NA	NA	NA
15677	City of San Leandro Fire Station #12	San Leandro	Alameda	NA	Low	0.07	0	0.07	2023	NA	NA	NA	NA
15707	Ordaz General Marble & Granite INC	Antioch	Contra Costa	NA	Low	0	0.07	0.07	2023	NA	NA	NA	NA
16019	Comcast Cable Corporation	Sonoma	Sonoma	NA	Low	0.07	0	0.07	2022	NA	NA	NA	NA
16393	JC Penny Company c/o PSI	Pleasanton	Alameda	NA	Low	0.07	0	0.07	2022	NA	NA	NA	NA
16395	JC Penny Company Store #1959-6	San Bruno	San Mateo	NA	Low	0.07	0	0.07	2022	NA	NA	NA	NA
16663	Ajinomoto Foods North America Inc	Hayward	Alameda	NA	Low	0.07	0	0.07	2023	NA	NA	NA	NA
16883	Eagle Tech Inc	San Jose	Santa Clara	NA	Low	0	0.07	0.07	2022	NA	NA	NA	NA
17513	City of Redwood City Sewer Pump Station #19	Redwood City	San Mateo	NA	Low	0.07	0	0.07	2023	NA	NA	NA	NA
17567	Theravada Buddhist Society	Half Moon Bay	San Mateo	NA	Low	0.07	0	0.07	2023	NA	NA	NA	NA
17870	Beaulieu Vineyard	Rutherford	Napa	NA	Low	0.07	0	0.07	2023	NA	NA	NA	NA

Facility Number	Facility Name ⁽¹⁾ (1)See pp. 18-21 of the TAC Control Program Annual Report for important context regarding this data.	City	County	Rule 11-18 Ranking	AB2588 Priority Ranking	Cancer PS	Chronic PS	PS	PS Year	HRA Year	Cancer Risk (chances in a million)	Chronic Hazard Index	Acute Hazard Index
17871	Mid Peninsula Water District	Belmont	San Mateo	NA	Low	0.07	0	0.07	2022	NA	NA	NA	NA
17921	Terra Millennium Corporation	Richmond	Contra Costa	NA	Low	0.07	0	0.07	2023	NA	NA	NA	NA
18627	Glencore Recycling	San Jose	Santa Clara	NA	Low	0.07	0	0.07	2023	NA	NA	NA	NA
18846	County of Marin Shoreline Pump Station	Mill Valley	Marin	NA	Low	0.07	0	0.07	2023	NA	NA	NA	NA
20853	City of Redwood City Water Department	Redwood City	San Mateo	NA	Low	0.07	0	0.07	2022	NA	NA	NA	NA
21191	City of Alameda	Alameda	Alameda	NA	Low	0.07	0	0.07	2022	NA	NA	NA	NA
23360	Town Place Suites-San Mateo Foster City	Foster City	San Mateo	NA	Low	0.07	0	0.07	2023	NA	NA	NA	NA
23415	Fairfield Fire Department	Fairfield	Solano	NA	Low	0.07	0	0.07	2021	NA	NA	NA	NA
23486	ColFin 2018-2 Industrial Owner LLC	San Leandro	Alameda	NA	Low	0.07	0	0.07	2021	NA	NA	NA	NA
23575	City of Sunnyvale	Sunnyvale	Santa Clara	NA	Low	0.07	0	0.07	2022	NA	NA	NA	NA
23959	Essex	San Jose	Santa Clara	NA	Low	0.07	0	0.07	2022	NA	NA	NA	NA
24009	Delphon Industries LLC dba Gel-Pak	Hayward	Alameda	NA	Low	0.02	0.07	0.07	2023	NA	NA	NA	NA
24101	City & County of San Francisco - Recreation & Park	San Francisco	San Francisco	NA	Low	0.07	0	0.07	2022	NA	NA	NA	NA
24107	US Auto Repair Center	Hayward	Alameda	NA	Low	0	0.07	0.07	2021	NA	NA	NA	NA
24309	Yurek Residence	Saint Helena	Napa	NA	Low	0.07	0	0.07	2020	NA	NA	NA	NA
24319	America's Best Beverage	Oakland	Alameda	NA	Low	0.07	0	0.07	2022	NA	NA	NA	NA
24504	John & Margo Simons	Saint Helena	Napa	NA	Low	0.07	0	0.07	2023	NA	NA	NA	NA
24808	BioMarin Pharmaceutical Inc	Petaluma	Sonoma	NA	Low	0.07	0	0.07	2022	NA	NA	NA	NA
24832	Sam's Chowder House LP	Half Moon Bay	San Mateo	NA	Low	0.07	0	0.07	2023	NA	NA	NA	NA
24868	Kahn Residence	Sonoma	Sonoma	NA	Low	0.07	0	0.07	2023	NA	NA	NA	NA
202104	11740 Occidental	Sebastopol	Sonoma	NA	Low	0.07	0	0.07	2023	2022	2.3	0	NA
107873	Public Works Field Office - Attn:G Mazza	Hayward	Alameda	NA	Low	0.07	0	0.07	2022	NA	NA	NA	NA
1999	Half Moon Bay Building And Garden Inc	Half Moon Bay	San Mateo	NA	Low	0.06	0	0.06	2022	NA	NA	NA	NA
4851	Atlas Lift West	Vallejo	Napa	NA	Low	0	0.06	0.06	2023	NA	NA	NA	NA
7078	C E Toland & Son	Benicia	Solano	NA	Low	0	0.06	0.06	2023	NA	NA	NA	NA
11234	Gordon Biersch Brewing Company Inc	San Jose	Santa Clara	NA	Low	0.06	0	0.06	2022	NA	NA	NA	NA
13524	Pacific Bell	San Francisco	San Francisco	NA	Low	0.06	0.01	0.06	2022	NA	NA	NA	NA
13733	East Bay Municipal Utility Dist PSC	Alameda	Alameda	NA	Low	0.06	0	0.06	2023	NA	NA	NA	NA
14101	AT&T Services Inc	Walnut Creek	Contra Costa	NA	Low	0.06	0	0.06	2023	NA	NA	NA	NA
14323	Contra Costa Water District - Elderwood Pump	Pleasant Hill	Contra Costa	NA	Low	0.06	0	0.06	2022	NA	NA	NA	NA
14461	City of Burlingame	Burlingame	San Mateo	NA	Low	0.06	0	0.06	2023	NA	NA	NA	NA
15620	San Francisco Public Utilities Commission	Redwood City	San Mateo	NA	Low	0.06	0	0.06	2022	NA	NA	NA	NA
15635	City of Alameda Public Works Department	Alameda	Alameda	NA	Low	0.06	0	0.06	2022	NA	NA	NA	NA
16749	General Services Administration-East Bay Office	Oakland	Alameda	NA	Low	0.06	0	0.06	2022	NA	NA	NA	NA
17484	City of Redwood City	Redwood City	San Mateo	NA	Low	0.06	0	0.06	2023	NA	NA	NA	NA
17665	Bay Area Discovery Museum	Sausalito	Marin	NA	Low	0.06	0	0.06	2016	NA	NA	NA	NA
17684	City of Morgan Hill Public Works Dept - G-Lift	Morgan Hill	Santa Clara	NA	Low	0.06	0	0.06	2022	NA	NA	NA	NA
18473	Contra Costa County	Crockett	Contra Costa	NA	Low	0.06	0	0.06	2022	NA	NA	NA	NA
19047	City of Campbell	Campbell	Santa Clara	NA	Low	0.06	0	0.06	2023	NA	NA	NA	NA
19049	City of Campbell	Campbell	Santa Clara	NA	Low	0.06	0	0.06	2023	NA	NA	NA	NA
19367	Cobham Advanced Electronic Solutions	San Jose	Santa Clara	NA	Low	0.06	0.01	0.06	2023	NA	NA	NA	NA
19591	El Bethel Arms	San Francisco	San Francisco	NA	Low	0.06	0	0.06	2023	NA	NA	NA	NA
20191	Verizon Wireless (PARADISE DRIVE)	Corte Madera	Marin	NA	Low	0.06	0	0.06	2023	NA	NA	NA	NA
20212	City of Calistoga	Calistoga	Napa	NA	Low	0.06	0	0.06	2023	NA	NA	NA	NA
20335	Syngenta Flowers LLC	Gilroy	Santa Clara	NA	Low	0.06	0	0.06	2022	NA	NA	NA	NA
20552	SF Police Crime Lab	San Francisco	San Francisco	NA	Low	0.06	0	0.06	2022	NA	NA	NA	NA
20577	South Bay Recycling LLC (SBR)	San Carlos	San Mateo	NA	Low	0.06	0	0.06	2023	NA	NA	NA	NA
20647	Armor Electric	Millbrae	San Mateo	NA	Low	0.06	0	0.06	2014	NA	NA	NA	NA
21746	San Jose Fire Dept FS #1	San Jose	Santa Clara	NA	Low	0.06	0	0.06	2023	NA	NA	NA	NA
21762	Compugraphics USA Inc	Fremont	Alameda	NA	Low	0.06	0	0.06	2022	NA	NA	NA	NA
22208	City of Vallejo Water Division	Travis Afb	Solano	NA	Low	0.06	0	0.06	2022	NA	NA	NA	NA
22449	County of San Mateo	San Mateo	San Mateo	NA	Low	0.06	0	0.06	2016	NA	NA	NA	NA
22540	Chen Residence	Tiburon	Marin	NA	Low	0.06	0	0.06	2023	NA	NA	NA	NA
22687	Safeway Inc #2900	San Jose	Santa Clara	NA	Low	0.06	0	0.06	2022	NA	NA	NA	NA
22829	Safeway Inc #1197	Union City	Alameda	NA	Low	0.06	0	0.06	2023	NA	NA	NA	NA
22878	Golden State Heart and Vascular	Mountain View	Santa Clara	NA	Low	0.06	0	0.06	2022	NA	NA	NA	NA
23288	Safeway Inc #910	Livermore	Alameda	NA	Low	0.06	0	0.06	2023	NA	NA	NA	NA
23328	Mid Peninsula Endoscopy Center	Burlingame	San Mateo	NA	Low	0.06	0	0.06	2023	NA	NA	NA	NA
23475	Snap-on-Tools	San Jose	Santa Clara	NA	Low	0.06	0	0.06	2023	NA	NA	NA	NA

Facility Number	Facility Name ⁽¹⁾ (1)See pp. 18-21 of the TAC Control Program Annual Report for important context regarding this data.	City	County	Rule 11-18 Ranking	AB2588 Priority Ranking	Cancer PS	Chronic PS	PS	PS Year	HRA Year	Cancer Risk (chances in a million)	Chronic Hazard Index	Acute Hazard Index
23679	Pick-n- Pull Auto Dismantlers - Fairfield #11	Fairfield	Solano	NA	Low	0.06	0	0.06	2022	NA	NA	NA	NA
23795	Kifer Dev LLC c/o RiverRock Real Estate Group	Santa Clara	Santa Clara	NA	Low	0.06	0	0.06	2023	NA	NA	NA	NA
24335	San Francisco Conservatory of Music	San Francisco	San Francisco	NA	Low	0.06	0	0.06	2023	NA	NA	NA	NA
24340	Rogers Family-Well# 17	Saint Helena	Napa	NA	Low	0.06	0	0.06	2021	NA	NA	NA	NA
24492	Frontier Semiconductor	Milpitas	Santa Clara	NA	Low	0.06	0	0.06	2023	NA	NA	NA	NA
24517	AdvancedGeo Inc	Pleasanton	Alameda	NA	Low	0.06	0	0.06	2021	NA	NA	NA	NA
24557	Rosati Residence	Santa Rosa	Sonoma	NA	Low	0.06	0	0.06	2021	NA	NA	NA	NA
24755	2 Fleur LLC	Atherton	San Mateo	NA	Low	0.06	0	0.06	2023	NA	NA	NA	NA
24802	Alexandria and Kevin Marchetti	Napa	Napa	NA	Low	0.06	0	0.06	2022	NA	NA	NA	NA
24922	Sage Commons	Santa Rosa	Sonoma	NA	Low	0.06	0	0.06	2023	NA	NA	NA	NA
25012	Windy Hill Property Ventures	Palo Alto	Santa Clara	NA	Low	0.06	0	0.06	2022	NA	NA	NA	NA
25288	GVI-C Hillview Owner LLC	Milpitas	Santa Clara	NA	Low	0.06	0	0.06	2023	NA	NA	NA	NA
200810	SFI901 Campus Drive LLC	Daly City	San Mateo	NA	Low	0.06	0	0.06	2018	NA	NA	NA	NA
106322	M F Maher	Vallejo	Solano	NA	Low	0.06	0	0.06	2022	NA	NA	NA	NA
7331	City of San Jose Dept of Streets & Traffic	San Jose	Santa Clara	NA	Low	0	0.06	0.06	2022	NA	NA	NA	NA
3925	Oldcastle Infrastructure	Pleasanton	Alameda	NA	Low	0	0.05	0.05	2023	NA	NA	NA	NA
13501	Pacific Bell	Palo Alto	Santa Clara	NA	Low	0.05	0.01	0.05	2023	NA	NA	NA	NA
15451	City of Sunnyvale - Community Center-158-1	Sunnyvale	Santa Clara	NA	Low	0.05	0	0.05	2022	NA	NA	NA	NA
15675	City of San Leandro Fire Station #10	San Leandro	Alameda	NA	Low	0.05	0	0.05	2023	NA	NA	NA	NA
17486	City of Redwood City	Redwood City	San Mateo	NA	Low	0.05	0	0.05	2023	NA	NA	NA	NA
17487	City of Redwood City	Redwood City	San Mateo	NA	Low	0.05	0	0.05	2023	NA	NA	NA	NA
17488	City of Redwood City	Redwood City	San Mateo	NA	Low	0.05	0	0.05	2023	NA	NA	NA	NA
17889	Soma Grand HOA	San Francisco	San Francisco	NA	Low	0.05	0	0.05	2020	NA	NA	NA	NA
18443	942 HCT LLC c/o CitiScape Property Mgmt Group	San Francisco	San Francisco	NA	Low	0.05	0	0.05	2021	NA	NA	NA	NA
19230	Pleasant Hill CA - SGF LLC C/O Cushman & Wakefield	Pleasant Hill	Contra Costa	NA	Low	0.05	0	0.05	2022	NA	NA	NA	NA
19501	Specialized Coating Services	Fremont	Alameda	NA	Low	0	0.05	0.05	2023	NA	NA	NA	NA
19731	Comcast Cable	Livermore	Alameda	NA	Low	0.05	0	0.05	2022	NA	NA	NA	NA
20170	Kohl's Department Stores - Store 1389	Redwood City	San Mateo	NA	Low	0.05	0	0.05	2023	NA	NA	NA	NA
20312	Manheim San Francisco Bay	Hayward	Alameda	NA	Low	0.05	0.02	0.05	2017	NA	NA	NA	NA
20529	Palantir Technologies	Palo Alto	Santa Clara	NA	Low	0.05	0	0.05	2022	NA	NA	NA	NA
20673	Alameda County Public Works Agency	San Leandro	Alameda	NA	Low	0.05	0	0.05	2023	NA	NA	NA	NA
21056	City of Palo Alto	Palo Alto	Santa Clara	NA	Low	0.05	0	0.05	2022	NA	NA	NA	NA
21303	Second Harvest of Silicon Valley	San Jose	Santa Clara	NA	Low	0.05	0	0.05	2022	NA	NA	NA	NA
21558	PAG Marin M1 dba MINI of Marin & Marin Collision	Corte Madera	Marin	NA	Low	0	0.05	0.05	2022	NA	NA	NA	NA
22907	Safeway Inc #2719	Menlo Park	San Mateo	NA	Low	0.05	0	0.05	2023	NA	NA	NA	NA
23094	Verizon Wireless-Hwy 101/San Bruno	San Bruno	San Mateo	NA	Low	0.05	0	0.05	2019	NA	NA	NA	NA
23424	Westcott Design Inc	Benicia	Solano	NA	Low	0	0.05	0.05	2022	NA	NA	NA	NA
23540	City of Alameda-Emergency Operation&Fire Station#3	Alameda	Alameda	NA	Low	0.05	0	0.05	2022	NA	NA	NA	NA
23631	Residence of Dr Joe Donahue	Atherton	San Mateo	NA	Low	0.05	0	0.05	2023	NA	NA	NA	NA
23845	255 Woodside Housing Associates P	San Francisco	San Francisco	NA	Low	0.05	0	0.05	2022	NA	NA	NA	NA
24282	Ron Johnson Atherton Residence	Atherton	San Mateo	NA	Low	0.05	0	0.05	2021	NA	NA	NA	NA
24294	Novo Nordisk RCS Inc	Fremont	Alameda	NA	Low	0.05	0	0.05	2022	NA	NA	NA	NA
24306	Leyva Middle School	San Jose	Santa Clara	NA	Low	0.05	0	0.05	2021	NA	NA	NA	NA
24458	Lovall Valley Loop	Sonoma	Sonoma	NA	Low	0.05	0	0.05	2020	NA	NA	NA	NA
24876	Infinity Labs SD	San Jose	Santa Clara	NA	Low	0.05	0	0.05	2022	2022	0.17	0	NA
24950	Fleet Body Worx	Gilroy	Santa Clara	NA	Low	0.05	0.04	0.05	2021	NA	NA	NA	NA
200840	Auris Health Inc.	Redwood City	San Mateo	NA	Low	0.05	0	0.05	2022	NA	NA	NA	NA
201657	Sinegal	Saint Helena	Napa	NA	Low	0.05	0	0.05	2022	NA	NA	NA	NA
13736	East Bay Municipal Utility Dist PSJ	Oakland	Alameda	NA	Low	0.04	0	0.04	2022	NA	NA	NA	NA
13737	East Bay Municipal Utility Dist PSK	Oakland	Alameda	NA	Low	0.04	0	0.04	2022	NA	NA	NA	NA
14109	City of Daly City	Daly City	San Mateo	NA	Low	0.04	0	0.04	2023	NA	NA	NA	NA
14196	State of California Department of Transportation	San Leandro	Alameda	NA	Low	0.04	0	0.04	2022	NA	NA	NA	NA
15531	City of Sunnyvale - Station 1 -152-1	Sunnyvale	Santa Clara	NA	Low	0.04	0	0.04	2022	NA	NA	NA	NA
15712	The Terrace at Emery Station	Emeryville	Alameda	NA	Low	0.04	0	0.04	2016	NA	NA	NA	NA
17482	City of Redwood City	Redwood City	San Mateo	NA	Low	0.04	0	0.04	2023	NA	NA	NA	NA
17489	City of Redwood City	Redwood City	San Mateo	NA	Low	0.04	0	0.04	2023	NA	NA	NA	NA
18970	Seaway Property	Alameda	Alameda	NA	Low	0.04	0	0.04	2023	NA	NA	NA	NA
19765	City of San Jose Fire Station #19	San Jose	Santa Clara	NA	Low	0.04	0	0.04	2023	NA	NA	NA	NA
19964	Santa Clara County Fire Dept - Saratoga Station	Saratoga	Santa Clara	NA	Low	0.04	0	0.04	2023	NA	NA	NA	NA
20454	Hayward Point Eden I LP c/o CBRE	Hayward	Alameda	NA	Low	0.04	0	0.04	2021	NA	NA	NA	NA
21016	Juniper Networks Inc	Sunnyvale	Santa Clara	NA	Low	0.04	0	0.04	2023	NA	NA	NA	NA

Facility Number	Facility Name ⁽¹⁾ (1)See pp. 18-21 of the TAC Control Program Annual Report for important context regarding this data.	City	County	Rule 11-18 Ranking	AB2588 Priority Ranking	Cancer PS	Chronic PS	PS	PS Year	HRA Year	Cancer Risk (chances in a million)	Chronic Hazard Index	Acute Hazard Index
21221	Vadasz Vineyards	Sonoma	Sonoma	NA	Low	0.04	0	0.04	2023	NA	NA	NA	NA
21641	San Francisco Surgery Center	San Francisco	San Francisco	NA	Low	0.04	0	0.04	2023	NA	NA	NA	NA
22071	Independent Holdings LLC	San Ramon	Contra Costa	NA	Low	0.04	0	0.04	2023	NA	NA	NA	NA
22814	Safeway Inc #1990	Santa Clara	Santa Clara	NA	Low	0.04	0	0.04	2023	NA	NA	NA	NA
23122	Safeway Inc #0788	Mill Valley	Marin	NA	Low	0.04	0	0.04	2023	NA	NA	NA	NA
23574	Premia 550 Owner	Redwood City	San Mateo	NA	Low	0.04	0	0.04	2018	NA	NA	NA	NA
23891	Hudson Page Mill Hill LLC	Palo Alto	Santa Clara	NA	Low	0.04	0	0.04	2023	NA	NA	NA	NA
24118	City & County of SF - Recreation & Park Dept	San Francisco	San Francisco	NA	Low	0.04	0	0.04	2022	NA	NA	NA	NA
24167	United Association of Plumbers & Steamfitters	Concord	Contra Costa	NA	Low	0.04	0	0.04	2019	NA	NA	NA	NA
24174	Richard Talmadge Greenfield Site	Saint Helena	Napa	NA	Low	0.04	0	0.04	2023	NA	NA	NA	NA
24322	Andronicos #2455	San Anselmo	Marin	NA	Low	0.04	0	0.04	2023	NA	NA	NA	NA
24406	California Water Service Company	Travis Afb	Solano	NA	Low	0.04	0	0.04	2023	NA	NA	NA	NA
24469	MBC Bio Labs	San Carlos	San Mateo	NA	Low	0.04	0	0.04	2020	NA	NA	NA	NA
24753	TLC Child and Family Services	Sebastopol	Sonoma	NA	Low	0.04	0	0.04	2022	NA	NA	NA	NA
25039	Goodger Residence	Los Altos Hills	Santa Clara	NA	Low	0.04	0	0.04	2023	NA	NA	NA	NA
25182	Thayer Residence	Calistoga	Napa	NA	Low	0.04	0	0.04	2023	NA	NA	NA	NA
25231	Ascendas REIT SF 2 LLC	San Francisco	San Francisco	NA	Low	0.04	0	0.04	2022	NA	NA	NA	NA
111493	City of Concord/Corp Yard	Concord	Contra Costa	NA	Low	0.04	0	0.04	2022	NA	NA	NA	NA
112351	Emeryville Marina LLC	Emeryville	Alameda	NA	Low	0.04	0	0.04	2022	NA	NA	NA	NA
278	HP Inc c/o Stantec Consulting Services Inc	Santa Rosa	Sonoma	NA	Low	0.03	0	0.03	2023	NA	NA	NA	NA
7729	Crash Champions LLC	San Jose	Santa Clara	NA	Low	0	0.03	0.03	2023	NA	NA	NA	NA
10279	Crash Champions LLC	Concord	Contra Costa	NA	Low	0	0.03	0.03	2022	NA	NA	NA	NA
14127	Contra Costa County	San Ramon	Contra Costa	NA	Low	0.03	0	0.03	2023	NA	NA	NA	NA
14171	Pacific Gas and Electric	Milpitas	Santa Clara	NA	Low	0.03	0	0.03	2022	NA	NA	NA	NA
14218	Pacific Gas and Electric Co	Byron	Alameda	NA	Low	0.03	0	0.03	2023	NA	NA	NA	NA
14432	City of American Canyon / Accounts Payable	American Canyon	Napa	NA	Low	0.03	0	0.03	2023	NA	NA	NA	NA
14554	Hilton Garden-Fairfield	Fairfield	Solano	NA	Low	0.03	0	0.03	2022	NA	NA	NA	NA
14724	Sewerage Agency of Southern Marin	Mill Valley	Marin	NA	Low	0.03	0	0.03	2022	2013	4	0	NA
16252	Macy's West Corte Madera Store #32 /Macy's Mas Exp	Corte Madera	Marin	NA	Low	0.03	0	0.03	2021	NA	NA	NA	NA
16897	Allied Body & Frame Shop	Berkeley	Alameda	NA	Low	0	0.03	0.03	2023	NA	NA	NA	NA
16976	Verizon Wireless	San Francisco	San Francisco	NA	Low	0.03	0	0.03	2021	NA	NA	NA	NA
17492	City of Redwood City	Redwood City	San Mateo	NA	Low	0.03	0	0.03	2023	NA	NA	NA	NA
17495	City of Redwood City Sewer Pump Station (Centrum)	Redwood City	San Mateo	NA	Low	0.03	0	0.03	2023	NA	NA	NA	NA
18009	Skyline at Tamien Station Association	San Jose	Santa Clara	NA	Low	0.03	0	0.03	2022	NA	NA	NA	NA
18021	Shaw Environmental Inc	Pittsburg	Contra Costa	NA	Low	0.03	0	0.03	2015	NA	NA	NA	NA
18351	Verizon Wireless (De Anza/Fremont)	Sunnyvale	Santa Clara	NA	Low	0.03	0	0.03	2023	NA	NA	NA	NA
18611	County of Marin S V #4 Pump Station	San Rafael	Marin	NA	Low	0.03	0	0.03	2023	NA	NA	NA	NA
19736	California Skin Institute	San Jose	Santa Clara	NA	Low	0.03	0	0.03	2022	NA	NA	NA	NA
19797	San Jose Water Company	San Jose	Santa Clara	NA	Low	0.03	0	0.03	2023	NA	NA	NA	NA
20272	Fabian Way Associates	Palo Alto	Santa Clara	NA	Low	0.03	0	0.03	2018	NA	NA	NA	NA
20640	Hotel Valencia Santana Row	San Jose	Santa Clara	NA	Low	0.03	0	0.03	2023	NA	NA	NA	NA
21283	CAL Fire Morgan Hill Headquarters	Morgan Hill	Santa Clara	NA	Low	0.03	0	0.03	2023	NA	NA	NA	NA
21651	City of Oakland	Oakland	Alameda	NA	Low	0.03	0	0.03	2023	NA	NA	NA	NA
21739	DriveSavers Inc	Novato	Marin	NA	Low	0.03	0	0.03	2023	NA	NA	NA	NA
21756	Cathedral Hill Plaza	San Francisco	San Francisco	NA	Low	0.03	0	0.03	2022	NA	NA	NA	NA
22104	Kohl's Department Store #994	Milpitas	Santa Clara	NA	Low	0.03	0	0.03	2023	NA	NA	NA	NA
22714	Service King Paint & Body	Fremont	Alameda	NA	Low	0	0.03	0.03	2023	NA	NA	NA	NA
22726	The Arroyo Residences	Walnut Creek	Contra Costa	NA	Low	0.03	0	0.03	2022	NA	NA	NA	NA
22806	Safeway Inc #1917	Discovery Bay	Contra Costa	NA	Low	0.03	0	0.03	2023	NA	NA	NA	NA
22819	Safeway Inc #989	Vallejo	Solano	NA	Low	0.03	0	0.03	2023	NA	NA	NA	NA
22950	Manzanita West	Mountain View	Santa Clara	NA	Low	0.03	0	0.03	2022	NA	NA	NA	NA
23102	Caliber Collision Center	San Jose	Santa Clara	NA	Low	0	0.03	0.03	2022	NA	NA	NA	NA
23362	Weingarten Nostat Inc	San Jose	Santa Clara	NA	Low	0.03	0	0.03	2022	NA	NA	NA	NA
23864	1700 Webster LLC (Gerding Edlen)	Oakland	Alameda	NA	Low	0.03	0	0.03	2022	NA	NA	NA	NA
24067	Panorama Condo Owner's Ass	San Francisco	San Francisco	NA	Low	0.03	0	0.03	2023	NA	NA	NA	NA
24138	Making Waves Academy & Foundation	Richmond	Contra Costa	NA	Low	0.03	0	0.03	2021	NA	NA	NA	NA
24165	Soda Canyon Crush and Hospitality LLC	Napa	Napa	NA	Low	0.03	0	0.03	2023	NA	NA	NA	NA
24206	Everygrain LLC	Woodside	San Mateo	NA	Low	0.03	0	0.03	2023	NA	NA	NA	NA
24337	Vornado Realty Trust	San Francisco	San Francisco	NA	Low	0.03	0	0.03	2022	NA	NA	NA	NA
24371	Federal Realty Investment Trust	San Ramon	Contra Costa	NA	Low	0.03	0	0.03	2020	NA	NA	NA	NA
24417	1000 Channel Street (SF) Owner LLC	San Francisco	San Francisco	NA	Low	0.03	0	0.03	2022	NA	NA	NA	NA
24597	Kendal Floral	Gilroy	Santa Clara	NA	Low	0.03	0	0.03	2021	NA	NA	NA	NA

Facility Number	Facility Name ⁽¹⁾ (1)See pp. 18-21 of the TAC Control Program Annual Report for important context regarding this data.	City	County	Rule 11-18 Ranking	AB2588 Priority Ranking	Cancer PS	Chronic PS	PS	PS Year	HRA Year	Cancer Risk (chances in a million)	Chronic Hazard Index	Acute Hazard Index
24629	Stephen Pavy	Sonoma	Sonoma	NA	Low	0.03	0	0.03	2023	NA	NA	NA	NA
25097	Prestige Cabinet Painting LLC	Pacheco	Contra Costa	NA	Low	0	0.03	0.03	2022	NA	NA	NA	NA
201623	SST-17 Lift Station	San Mateo	San Mateo	NA	Low	0.03	0	0.03	2022	NA	NA	NA	NA
202287	Stanly Ranch Pump Station	Napa	Napa	NA	Low	0.03	0	0.03	2023	NA	NA	NA	NA
202819	Holger Technology Partners LLC	San Jose	Santa Clara	NA	Low	0.03	0	0.03	2023	NA	NA	NA	NA
13743	East Bay Municipal Utility Dist	San Lorenzo	Alameda	NA	Low	0.03	0	0.03	2023	NA	NA	NA	NA
112528	Cagwin & Dorward	Martinez	Contra Costa	NA	Low	0.03	0	0.03	2022	NA	NA	NA	NA
2319	Milpitas Auto Body	Milpitas	Santa Clara	NA	Low	0	0.02	0.02	2017	NA	NA	NA	NA
2628	Yeaman Auto Body	East Palo Alto	Santa Clara	NA	Low	0	0.02	0.02	2019	NA	NA	NA	NA
3679	Sciaroni Auto Body	Richmond	Contra Costa	NA	Low	0	0.02	0.02	2017	NA	NA	NA	NA
3726	Bayshore Autobody	San Mateo	San Mateo	NA	Low	0	0.02	0.02	2019	NA	NA	NA	NA
3829	F. Lofrano & Son Inc.	San Francisco	San Francisco	NA	Low	0	0.02	0.02	2023	NA	NA	NA	NA
4508	Protek Collision	Fairfield	Solano	NA	Low	0	0.02	0.02	2019	NA	NA	NA	NA
4539	Hayes Auto Repair	San Francisco	San Francisco	NA	Low	0	0.02	0.02	2023	NA	NA	NA	NA
4669	Parkside Paint & Body Shop	San Francisco	San Francisco	NA	Low	0	0.02	0.02	2023	NA	NA	NA	NA
4798	LUXE COLLISION SR INC	San Anselmo	Marin	NA	Low	0	0.02	0.02	2022	NA	NA	NA	NA
4887	Northgate Autobody Inc.	San Rafael	Marin	NA	Low	0	0.02	0.02	2022	NA	NA	NA	NA
5033	Nelson's Body Shop	San Leandro	Alameda	NA	Low	0	0.02	0.02	2022	NA	NA	NA	NA
5206	Downtown Collision	Santa Rosa	Sonoma	NA	Low	0	0.02	0.02	2023	NA	NA	NA	NA
5288	Caliber Collision Center	San Jose	Santa Clara	NA	Low	0	0.02	0.02	2023	NA	NA	NA	NA
5290	Pierre's Auto Body Inc	San Francisco	San Francisco	NA	Low	0	0.02	0.02	2023	NA	NA	NA	NA
5388	Palm Avenue Motors Inc	San Mateo	San Mateo	NA	Low	0	0.02	0.02	2023	NA	NA	NA	NA
5825	Works Auto Body	Santa Clara	Santa Clara	NA	Low	0	0.02	0.02	2022	NA	NA	NA	NA
5887	Cat-Tech AutoBody Repair	Milpitas	Santa Clara	NA	Low	0	0.02	0.02	2020	NA	NA	NA	NA
6290	Precision Frame & Body Shop	Santa Rosa	Sonoma	NA	Low	0	0.02	0.02	2023	NA	NA	NA	NA
7006	Maldonado's Auto Body & Paint	Redwood City	San Mateo	NA	Low	0	0.02	0.02	2017	NA	NA	NA	NA
7611	Courtesy Auto Service	Milpitas	Santa Clara	NA	Low	0	0.02	0.02	2017	NA	NA	NA	NA
7672	G & C Auto Body	Santa Rosa	Sonoma	NA	Low	0	0.02	0.02	2023	NA	NA	NA	NA
8052	Tony Brito Auto Body Shop	Hayward	Alameda	NA	Low	0	0.02	0.02	2021	NA	NA	NA	NA
8112	Jack's Auto Body & Repair	Walnut Creek	Contra Costa	NA	Low	0	0.02	0.02	2022	NA	NA	NA	NA
8755	Turbo Auto Body	Oakland	Alameda	NA	Low	0	0.02	0.02	2023	NA	NA	NA	NA
9154	Whipple Auto Body	Hayward	Alameda	NA	Low	0	0.02	0.02	2018	NA	NA	NA	NA
9234	Smooth Auto Body	Oakland	Alameda	NA	Low	0	0.02	0.02	2023	NA	NA	NA	NA
9666	Alioto's Garage - San Mateo	San Mateo	San Mateo	NA	Low	0	0.02	0.02	2022	NA	NA	NA	NA
9764	ASM Autobody & Repair	Hayward	Alameda	NA	Low	0	0.02	0.02	2022	NA	NA	NA	NA
10857	Calber Collision Center	San Pablo	Contra Costa	NA	Low	0	0.02	0.02	2023	NA	NA	NA	NA
11016	Image Auto Body	South San Francisco	San Mateo	NA	Low	0	0.02	0.02	2023	NA	NA	NA	NA
11223	88 Auto Body	Santa Clara	Santa Clara	NA	Low	0	0.02	0.02	2015	NA	NA	NA	NA
11563	Lafayette Auto Body INC	Lafayette	Contra Costa	NA	Low	0	0.02	0.02	2022	NA	NA	NA	NA
11713	San Leandro Collision and Customs	San Leandro	Alameda	NA	Low	0	0.02	0.02	2020	NA	NA	NA	NA
11760	Royalty Auto Collision Center	South San Francisco	San Mateo	NA	Low	0	0.02	0.02	2019	NA	NA	NA	NA
12019	R&R Auto Body	Pittsburg	Contra Costa	NA	Low	0	0.02	0.02	2017	NA	NA	NA	NA
12617	International Auto Body Service	San Bruno	San Mateo	NA	Low	0	0.02	0.02	2023	NA	NA	NA	NA
12673	JR Auto Body	San Rafael	Marin	NA	Low	0	0.02	0.02	2022	NA	NA	NA	NA
12688	Genesis Auto Body Repair	San Francisco	San Francisco	NA	Low	0	0.02	0.02	2019	NA	NA	NA	NA
12884	DeFont Auto Body	Santa Rosa	Sonoma	NA	Low	0	0.02	0.02	2016	NA	NA	NA	NA
12950	Universal Auto Repair	Pittsburg	Contra Costa	NA	Low	0	0.02	0.02	2023	NA	NA	NA	NA
12978	Lucky 7 Auto Body & Custom's	Antioch	Contra Costa	NA	Low	0	0.02	0.02	2019	NA	NA	NA	NA
12987	Economy Auto Body	Santa Clara	Santa Clara	NA	Low	0	0.02	0.02	2017	NA	NA	NA	NA
13122	Eurocar Collision Repair	Fremont	Alameda	NA	Low	0	0.02	0.02	2019	NA	NA	NA	NA
13207	Hustead's Collision Center Inc.	Walnut Creek	Contra Costa	NA	Low	0	0.02	0.02	2023	NA	NA	NA	NA
13250	Alioto's Garage Inc. - McAllister	San Francisco	San Francisco	NA	Low	0	0.02	0.02	2023	NA	NA	NA	NA
13254	TLC Auto Body Inc	San Francisco	San Francisco	NA	Low	0	0.02	0.02	2023	NA	NA	NA	NA
13614	Hustead's Collision Center	Berkeley	Alameda	NA	Low	0	0.02	0.02	2023	NA	NA	NA	NA
14234	Pacheco's Body Shop	San Jose	Santa Clara	NA	Low	0	0.02	0.02	2018	NA	NA	NA	NA
14779	DGDG Angela Recon	San Jose	Santa Clara	NA	Low	0	0.02	0.02	2022	NA	NA	NA	NA
14851	Elite Autobody & Collision Center	Concord	Contra Costa	NA	Low	0	0.02	0.02	2017	NA	NA	NA	NA
15037	Master Car Care Autobody	San Francisco	San Francisco	NA	Low	0	0.02	0.02	2022	NA	NA	NA	NA
15276	Sanctuary Zone 4 Pump Station (City of Fairfield)	Fairfield	Solano	NA	Low	0.02	0	0.02	2022	NA	NA	NA	NA
15483	ACR Collision Center	Oakland	Alameda	NA	Low	0	0.02	0.02	2019	NA	NA	NA	NA
15606	City of Alameda Public Works Department	Alameda	Alameda	NA	Low	0.02	0	0.02	2023	NA	NA	NA	NA
15709	Target Corporation T-320	Colma	San Mateo	NA	Low	0.02	0	0.02	2022	NA	NA	NA	NA
15943	Roro's Auto Repair Inc.	San Bruno	San Mateo	NA	Low	0	0.02	0.02	2022	NA	NA	NA	NA
15989	Rainbow Auto Center	Hayward	Alameda	NA	Low	0	0.02	0.02	2023	NA	NA	NA	NA
16113	Bay Pacific A/B	Belmont	San Mateo	NA	Low	0	0.02	0.02	2017	NA	NA	NA	NA

Facility Number	Facility Name ⁽¹⁾ (1)See pp. 18-21 of the TAC Control Program Annual Report for important context regarding this data.	City	County	Rule 11-18 Ranking	AB2588 Priority Ranking	Cancer PS	Chronic PS	PS	PS Year	HRA Year	Cancer Risk (chances in a million)	Chronic Hazard Index	Acute Hazard Index
16142	G & C Auto Body LLC	San Lorenzo	Alameda	NA	Low	0	0.02	0.02	2022	NA	NA	NA	NA
16316	Fixit Auto Body LLC	Burlingame	San Mateo	NA	Low	0	0.02	0.02	2023	NA	NA	NA	NA
16317	Jefferson Auto Corp. dba Gilbert's Body & Paint	Hayward	Alameda	NA	Low	0	0.02	0.02	2023	NA	NA	NA	NA
16425	Elite Auto Body	Campbell	Santa Clara	NA	Low	0	0.02	0.02	2022	NA	NA	NA	NA
16693	Bee Automotive	San Francisco	San Francisco	NA	Low	0	0.02	0.02	2018	NA	NA	NA	NA
16734	American Conservatory Theater	San Francisco	San Francisco	NA	Low	0.02	0	0.02	2023	NA	NA	NA	NA
16760	New Cingular Wireless PCS LLC dba AT&T Mobility	Montara	San Mateo	NA	Low	0.02	0	0.02	2023	NA	NA	NA	NA
17008	Connors Body Shop	San Jose	Santa Clara	NA	Low	0	0.02	0.02	2019	NA	NA	NA	NA
17016	Pacific Gas and Electric Company	Antioch	Contra Costa	NA	Low	0.02	0	0.02	2023	NA	NA	NA	NA
17020	Tiger's Autobody & Paint	Brisbane	San Mateo	NA	Low	0	0.02	0.02	2023	NA	NA	NA	NA
17485	City of Redwood City	Redwood City	San Mateo	NA	Low	0.02	0	0.02	2023	NA	NA	NA	NA
17501	City of Redwood City	Redwood City	San Mateo	NA	Low	0.02	0	0.02	2023	NA	NA	NA	NA
17502	City of Redwood City	Redwood City	San Mateo	NA	Low	0.02	0	0.02	2023	NA	NA	NA	NA
17503	City of Redwood City	Redwood City	San Mateo	NA	Low	0.02	0	0.02	2023	NA	NA	NA	NA
17510	City of Redwood City	Redwood City	San Mateo	NA	Low	0.02	0	0.02	2023	NA	NA	NA	NA
17511	City of Redwood City	Redwood City	San Mateo	NA	Low	0.02	0	0.02	2023	NA	NA	NA	NA
17512	Costco Wholesale San Francisco #144	San Francisco	San Francisco	NA	Low	0.02	0	0.02	2023	NA	NA	NA	NA
18060	Fix Auto Alameda	Alameda	Alameda	NA	Low	0	0.02	0.02	2022	NA	NA	NA	NA
18277	City of Belmont	Belmont	San Mateo	NA	Low	0.02	0	0.02	2023	NA	NA	NA	NA
18278	City of Belmont	Belmont	San Mateo	NA	Low	0.02	0	0.02	2023	NA	NA	NA	NA
18310	Lucky #774	Santa Clara	Santa Clara	NA	Low	0.02	0	0.02	2023	NA	NA	NA	NA
18314	Lucky #782	Union City	Alameda	NA	Low	0.02	0	0.02	2023	NA	NA	NA	NA
18315	Lucky #726	Millbrae	San Mateo	NA	Low	0.02	0	0.02	2023	NA	NA	NA	NA
18317	Lucky #714	Fremont	Alameda	NA	Low	0.02	0	0.02	2023	NA	NA	NA	NA
18346	Lucky #718	Hercules	Contra Costa	NA	Low	0.02	0	0.02	2023	NA	NA	NA	NA
18399	Golden Gate Ntl Recreation Area	Sausalito	Marin	NA	Low	0.02	0	0.02	2023	NA	NA	NA	NA
19363	Classic Auto	San Rafael	Marin	NA	Low	0	0.02	0.02	2022	NA	NA	NA	NA
19534	Transtar Auto Body Shop	Oakland	Alameda	NA	Low	0	0.02	0.02	2023	NA	NA	NA	NA
19599	SCR Collision Services	Hayward	Alameda	NA	Low	0	0.02	0.02	2023	NA	NA	NA	NA
19669	Target Corporation Store #2584	Sunnyvale	Santa Clara	NA	Low	0.02	0	0.02	2022	NA	NA	NA	NA
19715	European Collision Repair	San Francisco	San Francisco	NA	Low	0	0.02	0.02	2023	NA	NA	NA	NA
19890	CALTRANS	Menlo Park	San Mateo	NA	Low	0.02	0	0.02	2017	NA	NA	NA	NA
20036	Hustead's Collision Center Inc	Oakland	Alameda	NA	Low	0	0.02	0.02	2023	NA	NA	NA	NA
20083	Santa Rosa Auto Body	Santa Rosa	Sonoma	NA	Low	0	0.02	0.02	2022	NA	NA	NA	NA
20288	BMC of San Leandro	San Leandro	Alameda	NA	Low	0	0.02	0.02	2023	NA	NA	NA	NA
20306	New Cingular Wireless PCS LLC dba AT&T Mobility	Los Gatos	Santa Clara	NA	Low	0.02	0	0.02	2022	NA	NA	NA	NA
20351	Bay Area Auto Body Inc	San Francisco	San Francisco	NA	Low	0	0.02	0.02	2023	NA	NA	NA	NA
20468	Gahrahmat Properties	Santa Clara	Santa Clara	NA	Low	0.02	0	0.02	2022	NA	NA	NA	NA
20489	Tony's Collision Center Inc	San Francisco	San Francisco	NA	Low	0	0.02	0.02	2021	NA	NA	NA	NA
20738	Target Corporation Store #T2771	Dublin	Alameda	NA	Low	0.02	0	0.02	2023	NA	NA	NA	NA
20767	City of Lafayette - Public Library	Lafayette	Contra Costa	NA	Low	0.02	0	0.02	2023	NA	NA	NA	NA
20772	M P South City L P	South San Francisco	San Mateo	NA	Low	0.02	0	0.02	2022	NA	NA	NA	NA
20804	A-1 Auto Collision	Oakland	Alameda	NA	Low	0	0.02	0.02	2023	NA	NA	NA	NA
20901	101 Collision Center	Santa Clara	Santa Clara	NA	Low	0	0.02	0.02	2022	NA	NA	NA	NA
20969	Complete Automotive Reconditioning Services	Hayward	Alameda	NA	Low	0	0.02	0.02	2018	NA	NA	NA	NA
20984	Earl Scheib Oakland	Oakland	Alameda	NA	Low	0	0.02	0.02	2017	NA	NA	NA	NA
21032	Dent Wizard International	Burlingame	San Mateo	NA	Low	0	0.02	0.02	2015	NA	NA	NA	NA
21038	Amazon Auto Body	San Bruno	San Mateo	NA	Low	0	0.02	0.02	2023	NA	NA	NA	NA
21044	City of Santa Rosa	Santa Rosa	Sonoma	NA	Low	0.02	0	0.02	2023	NA	NA	NA	NA
21136	Fresh Auto Collision	San Leandro	Alameda	NA	Low	0	0.02	0.02	2023	NA	NA	NA	NA
21139	Trevor Foster	Saint Helena	Napa	NA	Low	0.02	0	0.02	2023	NA	NA	NA	NA
21159	Tam's Auto Body	Oakland	Alameda	NA	Low	0	0.02	0.02	2019	NA	NA	NA	NA
21393	Chilton Auto Body North Inc	Burlingame	San Mateo	NA	Low	0	0.02	0.02	2018	NA	NA	NA	NA
21456	Sebastopol Fire Department	Sebastopol	Sonoma	NA	Low	0.02	0	0.02	2023	NA	NA	NA	NA
21531	Shiro's Collision Center	Campbell	Santa Clara	NA	Low	0	0.02	0.02	2021	NA	NA	NA	NA
21626	Selecta Auto Body	San Francisco	San Francisco	NA	Low	0	0.02	0.02	2023	NA	NA	NA	NA
21736	Auto World Collision SJ LLC	San Jose	Santa Clara	NA	Low	0	0.02	0.02	2023	NA	NA	NA	NA
21748	San Jose Fire Dept	San Jose	Santa Clara	NA	Low	0.02	0	0.02	2023	NA	NA	NA	NA
21834	USA Touch Up Auto Body Inc	San Jose	Santa Clara	NA	Low	0	0.02	0.02	2023	NA	NA	NA	NA
21903	Fix Auto Berkeley	Berkeley	Alameda	NA	Low	0	0.02	0.02	2022	NA	NA	NA	NA
21963	Hoas Auto Touch-Up Autobody	San Jose	Santa Clara	NA	Low	0	0.02	0.02	2023	NA	NA	NA	NA
21965	West Coast Auto Body	Santa Clara	Santa Clara	NA	Low	0	0.02	0.02	2018	NA	NA	NA	NA
21967	Globalfoundries U S Inc	Santa Clara	Santa Clara	NA	Low	0.02	0	0.02	2021	NA	NA	NA	NA
22098	East Bay Collision	Fremont	Alameda	NA	Low	0	0.02	0.02	2022	NA	NA	NA	NA

Facility Number	Facility Name ⁽¹⁾ (1)See pp. 18-21 of the TAC Control Program Annual Report for important context regarding this data.	City	County	Rule 11-18 Ranking	AB2588 Priority Ranking	Cancer PS	Chronic PS	PS	PS Year	HRA Year	Cancer Risk (chances in a million)	Chronic Hazard Index	Acute Hazard Index
22165	MXB Family LLC	Sonoma	Sonoma	NA	Low	0.02	0	0.02	2023	NA	NA	NA	NA
22199	Aloft Silicon Valley	Newark	Alameda	NA	Low	0.02	0	0.02	2022	NA	NA	NA	NA
22280	Tom McKinley	Glen Ellen	Sonoma	NA	Low	0.02	0	0.02	2023	NA	NA	NA	NA
22482	Chilton Autobody - San Mateo	San Mateo	San Mateo	NA	Low	0	0.02	0.02	2023	NA	NA	NA	NA
22575	Centrillion Biosciences Inc	Palo Alto	Santa Clara	NA	Low	0.02	0	0.02	2023	NA	NA	NA	NA
22611	ASCO Motors	Fremont	Alameda	NA	Low	0	0.02	0.02	2018	NA	NA	NA	NA
22712	Service King Paint & Body	Santa Clara	Santa Clara	NA	Low	0	0.02	0.02	2023	NA	NA	NA	NA
22729	Servicepro Collision Center	Fremont	Alameda	NA	Low	0	0.02	0.02	2022	NA	NA	NA	NA
22838	Sonoma-Marin Area Rail Transit District (SMART)	Petaluma	Sonoma	NA	Low	0.02	0	0.02	2022	NA	NA	NA	NA
22894	Montara Water & Sanitary Distric c/o Pillar Ridge	Moss Beach	San Mateo	NA	Low	0.02	0	0.02	2023	NA	NA	NA	NA
22908	Safeway Inc #2815	Los Gatos	Santa Clara	NA	Low	0.02	0	0.02	2023	NA	NA	NA	NA
22986	Cornerstone Properties	Santa Rosa	Sonoma	NA	Low	0.02	0	0.02	2023	NA	NA	NA	NA
23116	Safeway Inc #2948	Mountain View	Santa Clara	NA	Low	0.02	0	0.02	2023	NA	NA	NA	NA
23215	City of Foster City	Foster City	San Mateo	NA	Low	0.02	0	0.02	2023	NA	NA	NA	NA
23230	Vaxart	Burlingame	San Mateo	NA	Low	0.02	0	0.02	2022	NA	NA	NA	NA
23391	One Stop Collision Center	Santa Clara	Santa Clara	NA	Low	0	0.02	0.02	2020	NA	NA	NA	NA
23446	RC Autobody	Santa Rosa	Sonoma	NA	Low	0	0.02	0.02	2020	NA	NA	NA	NA
23657	Heliotrope Technologies	Alameda	Alameda	NA	Low	0	0.02	0.02	2022	NA	NA	NA	NA
23726	Geary-Market Investment Co Ltd	San Rafael	Marin	NA	Low	0.02	0	0.02	2023	NA	NA	NA	NA
24032	Edd Clark & Associates Inc	Santa Rosa	Sonoma	NA	Low	0.02	0	0.02	2023	NA	NA	NA	NA
24272	Body Best Collision Center Suisun Inc	Suisun City	Solano	NA	Low	0	0.02	0.02	2022	NA	NA	NA	NA
24525	Lov Lavigne	Saint Helena	Napa	NA	Low	0.02	0	0.02	2021	NA	NA	NA	NA
24531	Bob and Linda Simon	Sonoma	Sonoma	NA	Low	0.02	0	0.02	2022	NA	NA	NA	NA
24538	Kilroy Realty Corporation	San Francisco	San Francisco	NA	Low	0.02	0	0.02	2022	NA	NA	NA	NA
24553	Advance Interiors c/o Stratus Environmental Inc	Fremont	Alameda	NA	Low	0.02	0	0.02	2023	NA	NA	NA	NA
24600	Google LLC	San Jose	Santa Clara	NA	Low	0.02	0	0.02	2022	NA	NA	NA	NA
24610	Doug and Annette Shafer	Saint Helena	Napa	NA	Low	0.02	0	0.02	2023	NA	NA	NA	NA
24701	Joe Blanton	Calistoga	Napa	NA	Low	0.02	0	0.02	2021	NA	NA	NA	NA
24760	Labry Residence	Rutherford	Napa	NA	Low	0.02	0	0.02	2021	NA	NA	NA	NA
24779	Policy Residence	Saint Helena	Napa	NA	Low	0.02	0	0.02	2023	NA	NA	NA	NA
24825	Roberts Residence	Napa	Napa	NA	Low	0.02	0	0.02	2022	NA	NA	NA	NA
24855	Katz Residence	Saint Helena	Napa	NA	Low	0.02	0	0.02	2023	NA	NA	NA	NA
24888	Bloom Energy	Fremont	Alameda	NA	Low	0.02	0	0.02	2023	NA	NA	NA	NA
25005	Dye Residence	Napa	Napa	NA	Low	0.02	0	0.02	2023	NA	NA	NA	NA
25050	HCL Holdings Pvt Ltd	Portola Valley	San Mateo	NA	Low	0.02	0	0.02	2023	NA	NA	NA	NA
25222	One Stuart Lane Owners Association	San Francisco	San Francisco	NA	Low	0.02	0	0.02	2023	NA	NA	NA	NA
200104	King's Auto Collision	Pittsburg	Contra Costa	NA	Low	0	0.02	0.02	2018	NA	NA	NA	NA
200280	Karry's Auto Body	San Francisco	San Francisco	NA	Low	0	0.02	0.02	2022	NA	NA	NA	NA
200301	European Collision Center	San Francisco	San Francisco	NA	Low	0	0.02	0.02	2023	NA	NA	NA	NA
200308	American Auto Collision	Oakland	Alameda	NA	Low	0	0.02	0.02	2023	NA	NA	NA	NA
200507	Darryl's Collision Center	Antioch	Contra Costa	NA	Low	0	0.02	0.02	2018	NA	NA	NA	NA
200588	A & R Auto Body LLC	San Mateo	San Mateo	NA	Low	0	0.02	0.02	2020	NA	NA	NA	NA
200595	GO California Auto Body & Repair LLC	San Mateo	San Mateo	NA	Low	0	0.02	0.02	2019	NA	NA	NA	NA
200707	Bay Colors Refinishing	Hayward	Alameda	NA	Low	0	0.02	0.02	2018	NA	NA	NA	NA
200877	Bay City Collision	San Jose	Santa Clara	NA	Low	0	0.02	0.02	2022	NA	NA	NA	NA
200944	Lion's Auto Body & Paint	Concord	Contra Costa	NA	Low	0	0.02	0.02	2023	NA	NA	NA	NA
200951	JC's Auto Body	Pittsburg	Contra Costa	NA	Low	0	0.02	0.02	2021	NA	NA	NA	NA
201062	A&K Supreme Auto	South San Francisco	San Mateo	NA	Low	0	0.02	0.02	2021	NA	NA	NA	NA
201160	Auto Max Collision Inc	Santa Clara	Santa Clara	NA	Low	0	0.02	0.02	2019	NA	NA	NA	NA
201295	City of Morgan Hill	Morgan Hill	Santa Clara	NA	Low	0.02	0	0.02	2022	NA	NA	NA	NA
201564	Bayside Collision Center	South San Francisco	San Mateo	NA	Low	0	0.02	0.02	2021	NA	NA	NA	NA
201568	Fix Auto Santa Clara East	Santa Clara	Santa Clara	NA	Low	0	0.02	0.02	2022	NA	NA	NA	NA
201580	Quality Collision NorCal LLC dba B&S Hacienda Auto Body	Pleasanton	Alameda	NA	Low	0	0.02	0.02	2023	NA	NA	NA	NA
201745	Autobody 101	Burlingame	San Mateo	NA	Low	0	0.02	0.02	2020	NA	NA	NA	NA
202455	Too Good Auto Body Inc	San Francisco	San Francisco	NA	Low	0	0.02	0.02	2022	NA	NA	NA	NA
202638	Safeway #1722	Fairfield	Solano	NA	Low	0.02	0	0.02	2023	NA	NA	NA	NA
202673	Crash Champions - San Leandro	San Leandro	Alameda	NA	Low	0	0.02	0.02	2023	NA	NA	NA	NA
202681	Chafen Residence	St. Helena	Napa	NA	Low	0.02	0	0.02	2023	NA	NA	NA	NA
202692	Cortez Auto Body Shop	Pinole	Contra Costa	NA	Low	0	0.02	0.02	2023	NA	NA	NA	NA
202725	Johnson Residence	Calistoga	Napa	NA	Low	0.02	0	0.02	2023	NA	NA	NA	NA
107994	State of California - CALTRANS	Foster City	San Mateo	NA	Low	0.02	0	0.02	2022	NA	NA	NA	NA
108331	Seeno Construction	Concord	Contra Costa	NA	Low	0.02	0	0.02	2022	NA	NA	NA	NA
108787	Hayward Area Recreation & Park Dist	Hayward	Alameda	NA	Low	0.02	0	0.02	2022	NA	NA	NA	NA

Facility Number	Facility Name ⁽¹⁾ (1)See pp. 18-21 of the TAC Control Program Annual Report for important context regarding this data.	City	County	Rule 11-18 Ranking	AB2588 Priority Ranking	Cancer PS	Chronic PS	PS	PS Year	HRA Year	Cancer Risk (chances in a million)	Chronic Hazard Index	Acute Hazard Index
111621	City of San Mateo Golf Course	San Mateo	San Mateo	NA	Low	0.02	0	0.02	2022	NA	NA	NA	NA
111628	Coyote Point Marina	San Mateo	San Mateo	NA	Low	0.02	0	0.02	2022	NA	NA	NA	NA
111839	Valley Transit Authority	San Jose	Santa Clara	NA	Low	0.02	0	0.02	2022	NA	NA	NA	NA
614	Don's Body Shop	Castro Valley	Alameda	NA	Low	0	0.01	0.01	2023	NA	NA	NA	NA
1709	Sonoma County Collision Repair	Santa Rosa	Sonoma	NA	Low	0	0.01	0.01	2023	NA	NA	NA	NA
2951	Cavallino Rampante Ltd	Palo Alto	Santa Clara	NA	Low	0	0.01	0.01	2022	NA	NA	NA	NA
3136	Stan Carlsen Body Shop	San Francisco	San Francisco	NA	Low	0	0.01	0.01	2023	NA	NA	NA	NA
3587	Excel Auto Body & Paint	Gilroy	Santa Clara	NA	Low	0	0.01	0.01	2022	NA	NA	NA	NA
3615	Parkway Body Shop	Dublin	Alameda	NA	Low	0	0.01	0.01	2019	NA	NA	NA	NA
3705	Pierre's Auto Body Inc	San Francisco	San Francisco	NA	Low	0	0.01	0.01	2022	NA	NA	NA	NA
3722	G & C Auto Body LLC	Hayward	Alameda	NA	Low	0	0.01	0.01	2023	NA	NA	NA	NA
3763	Superior Body Shop	San Carlos	San Mateo	NA	Low	0	0.01	0.01	2023	NA	NA	NA	NA
3789	Andersons Auto Body	Petaluma	Sonoma	NA	Low	0	0.01	0.01	2023	NA	NA	NA	NA
3796	Anderson Enterprises Inc	San Francisco	San Francisco	NA	Low	0	0.01	0.01	2023	NA	NA	NA	NA
3845	Blossom Valley Collision	San Jose	Santa Clara	NA	Low	0	0.01	0.01	2023	NA	NA	NA	NA
3849	Crebassa's Auto Body Inc	San Rafael	Marin	NA	Low	0	0.01	0.01	2022	NA	NA	NA	NA
3863	Brooks Motor Cars/Collision Repair by Brooks	Oakland	Alameda	NA	Low	0	0.01	0.01	2022	NA	NA	NA	NA
3871	Caliber Collision Center	Berkeley	Alameda	NA	Low	0	0.01	0.01	2022	NA	NA	NA	NA
3930	G & C Auto Body	San Rafael	Marin	NA	Low	0	0.01	0.01	2023	NA	NA	NA	NA
3970	Stewart's Body Shop Inc	Richmond	Contra Costa	NA	Low	0	0.01	0.01	2023	NA	NA	NA	NA
4053	Normandin Chrysler Plymouth	San Jose	Santa Clara	NA	Low	0	0.01	0.01	2023	NA	NA	NA	NA
4615	G&C Auto Body LLC DBA Klimisch Inc.	Vallejo	Solano	NA	Low	0	0.01	0.01	2022	NA	NA	NA	NA
4645	Tom Brown's House of Miracles	Cupertino	Santa Clara	NA	Low	0	0.01	0.01	2022	NA	NA	NA	NA
4704	Network Collision	Colma	San Mateo	NA	Low	0	0.01	0.01	2022	NA	NA	NA	NA
5013	G&C Auto Body LLC	Napa	Napa	NA	Low	0	0.01	0.01	2022	NA	NA	NA	NA
5022	Moeller Bros Body Shop Inc	San Leandro	Alameda	NA	Low	0	0.01	0.01	2022	NA	NA	NA	NA
5191	Ventura's Body Shop	San Pablo	Contra Costa	NA	Low	0	0.01	0.01	2022	NA	NA	NA	NA
5287	Alioto's Garage Inc	San Francisco	San Francisco	NA	Low	0	0.01	0.01	2023	NA	NA	NA	NA
5510	Manuel's Auto Body	Vallejo	Solano	NA	Low	0	0.01	0.01	2023	NA	NA	NA	NA
5543	G&C Auto Body LLC	Pittsburg	Contra Costa	NA	Low	0	0.01	0.01	2023	NA	NA	NA	NA
5770	Randy Hanson Auto Body	Santa Rosa	Sonoma	NA	Low	0	0.01	0.01	2022	NA	NA	NA	NA
5846	Gulick's Auto Body	Petaluma	Sonoma	NA	Low	0	0.01	0.01	2022	NA	NA	NA	NA
6108	Karber's Auto Body	Richmond	Contra Costa	NA	Low	0	0.01	0.01	2023	NA	NA	NA	NA
6247	Jim's California Auto Body Inc	Concord	Contra Costa	NA	Low	0	0.01	0.01	2023	NA	NA	NA	NA
6418	Whitman's Auto Body	San Rafael	Marin	NA	Low	0	0.01	0.01	2022	NA	NA	NA	NA
6507	Western Autobody INC	Sebastopol	Sonoma	NA	Low	0	0.01	0.01	2023	NA	NA	NA	NA
6945	BAF Complete Auto Care	San Pablo	Contra Costa	NA	Low	0	0.01	0.01	2022	NA	NA	NA	NA
7061	Lee's Body Shop	Petaluma	Sonoma	NA	Low	0	0.01	0.01	2023	NA	NA	NA	NA
7142	Quality Collision NorCal LLC dba B&S Hacienda Auto Body	Pleasanton	Alameda	NA	Low	0	0.01	0.01	2023	NA	NA	NA	NA
7175	Rudy's Auto Body Inc	Suisun City	Solano	NA	Low	0	0.01	0.01	2022	NA	NA	NA	NA
7283	The Preferred Image	Los Gatos	Santa Clara	NA	Low	0	0.01	0.01	2022	NA	NA	NA	NA
7471	G&C Auto Body	Berkeley	Alameda	NA	Low	0	0.01	0.01	2022	NA	NA	NA	NA
7552	Chilton Auto Body of Oakland	Oakland	Alameda	NA	Low	0	0.01	0.01	2023	NA	NA	NA	NA
7617	Aarons Body Shop	Hayward	Alameda	NA	Low	0	0.01	0.01	2023	NA	NA	NA	NA
7748	Kennedy Auto Body & Paint Shop	Redwood City	San Mateo	NA	Low	0	0.01	0.01	2023	NA	NA	NA	NA
7792	Rhodwork	San Rafael	Marin	NA	Low	0	0.01	0.01	2023	NA	NA	NA	NA
7981	Tri-Valley AutoBody	Livermore	Alameda	NA	Low	0	0.01	0.01	2023	NA	NA	NA	NA
7988	Casey's Auto Repair	Brentwood	Contra Costa	NA	Low	0	0.01	0.01	2022	NA	NA	NA	NA
8193	19th Avenue Auto Body Center	San Francisco	San Francisco	NA	Low	0	0.01	0.01	2022	NA	NA	NA	NA
8347	Avenue Body Shop	San Francisco	San Francisco	NA	Low	0	0.01	0.01	2023	NA	NA	NA	NA
8417	Century Collision & Repair	San Jose	Santa Clara	NA	Low	0	0.01	0.01	2022	NA	NA	NA	NA
9058	Dell Exotic Auto Works Inc	Campbell	Santa Clara	NA	Low	0	0.01	0.01	2018	NA	NA	NA	NA
9062	Livermore Collision Center Inc	Livermore	Alameda	NA	Low	0	0.01	0.01	2019	NA	NA	NA	NA
9137	D & M Auto Body	Albany	Alameda	NA	Low	0	0.01	0.01	2022	NA	NA	NA	NA
9138	Chilton Autobody	San Carlos	San Mateo	NA	Low	0	0.01	0.01	2022	NA	NA	NA	NA
9187	PG&E Cupertino Service Center	Cupertino	Santa Clara	NA	Low	0.01	0	0.01	2023	NA	NA	NA	NA
9453	JM Interior	Gilroy	Santa Clara	NA	Low	0	0.01	0.01	2022	NA	NA	NA	NA
9557	Caliber Collision Center	Campbell	Santa Clara	NA	Low	0	0.01	0.01	2023	NA	NA	NA	NA
9563	Rainbow Auto Body & Paint Shop	Concord	Contra Costa	NA	Low	0	0.01	0.01	2020	NA	NA	NA	NA
9807	Caliber Collision Center	Fremont	Alameda	NA	Low	0	0.01	0.01	2022	NA	NA	NA	NA
10027	Streetside Auto Body LLC	San Jose	Santa Clara	NA	Low	0	0.01	0.01	2022	NA	NA	NA	NA
10140	Bodylines Body Shop	San Jose	Santa Clara	NA	Low	0	0.01	0.01	2022	NA	NA	NA	NA
10269	Fix Auto - San Jose	San Jose	Santa Clara	NA	Low	0	0.01	0.01	2023	NA	NA	NA	NA
10274	Bumpers Express	Fremont	Alameda	NA	Low	0	0.01	0.01	2020	NA	NA	NA	NA
10302	Testa's Auto Body Inc	San Jose	Santa Clara	NA	Low	0	0.01	0.01	2023	NA	NA	NA	NA
10421	Crash Champions LLC	Pleasanton	Alameda	NA	Low	0	0.01	0.01	2022	NA	NA	NA	NA
10519	Golden Express Auto Body & Painting	San Francisco	San Francisco	NA	Low	0	0.01	0.01	2022	NA	NA	NA	NA

Facility Number	Facility Name ⁽¹⁾ (1)See pp. 18-21 of the TAC Control Program Annual Report for important context regarding this data.	City	County	Rule 11-18 Ranking	AB2588 Priority Ranking	Cancer PS	Chronic PS	PS	PS Year	HRA Year	Cancer Risk (chances in a million)	Chronic Hazard Index	Acute Hazard Index
10823	Barsotti's Auto Body Inc	San Rafael	Marin	NA	Low	0	0.01	0.01	2022	NA	NA	NA	NA
10904	West Coast Collision	Redwood City	San Mateo	NA	Low	0	0.01	0.01	2022	NA	NA	NA	NA
10939	Grand Collision Center Inc.	Hayward	Alameda	NA	Low	0	0.01	0.01	2022	NA	NA	NA	NA
11019	Avenue Auto Service Inc	San Carlos	San Mateo	NA	Low	0	0.01	0.01	2022	NA	NA	NA	NA
11366	Universal Auto Body & Repair	Hayward	Alameda	NA	Low	0	0.01	0.01	2022	NA	NA	NA	NA
11562	Caliber Collision Center	Los Gatos	Santa Clara	NA	Low	0	0.01	0.01	2022	NA	NA	NA	NA
11785	Regal Collision Repair	Vallejo	Solano	NA	Low	0	0.01	0.01	2023	NA	NA	NA	NA
11832	Bartlett's Auto Body & Paint Shop Inc	Belmont	San Mateo	NA	Low	0	0.01	0.01	2022	NA	NA	NA	NA
11873	Caliber Collision Center	Berkeley	Alameda	NA	Low	0	0.01	0.01	2023	NA	NA	NA	NA
11892	Bay Bridge Auto Body Inc	Oakland	Alameda	NA	Low	0	0.01	0.01	2022	NA	NA	NA	NA
11898	Milanis Autocraft	Novato	Marin	NA	Low	0	0.01	0.01	2022	NA	NA	NA	NA
11912	101 Auto Body Shop	Berkeley	Alameda	NA	Low	0	0.01	0.01	2022	NA	NA	NA	NA
12024	Rich's Auto Paint & Body Repair	Petaluma	Sonoma	NA	Low	0	0.01	0.01	2022	NA	NA	NA	NA
12053	Tom Eplin's Body Shop	San Leandro	Alameda	NA	Low	0	0.01	0.01	2023	NA	NA	NA	NA
12299	Caliber Collision Center	Dublin	Alameda	NA	Low	0	0.01	0.01	2022	NA	NA	NA	NA
12332	Dreams AutoWorks	Alameda	Alameda	NA	Low	0	0.01	0.01	2022	NA	NA	NA	NA
12341	Crash Champions LLC	Walnut Creek	Contra Costa	NA	Low	0	0.01	0.01	2022	NA	NA	NA	NA
12395	Quality Collision NorCal LLC dba B&S Hacienda Auto Body	Livermore	Alameda	NA	Low	0	0.01	0.01	2022	NA	NA	NA	NA
12566	Auto World Body & Frame	Oakland	Alameda	NA	Low	0	0.01	0.01	2023	NA	NA	NA	NA
12603	Little Red's Automotive Collision	San Leandro	Alameda	NA	Low	0	0.01	0.01	2023	NA	NA	NA	NA
12612	Ariana Auto Body	Newark	Alameda	NA	Low	0	0.01	0.01	2022	NA	NA	NA	NA
12651	Westwind Automotive	San Francisco	San Francisco	NA	Low	0	0.01	0.01	2023	NA	NA	NA	NA
12752	American Port Services	Benicia	Solano	NA	Low	0	0.01	0.01	2022	NA	NA	NA	NA
13024	Advanced Auto Body Center	Napa	Napa	NA	Low	0	0.01	0.01	2023	NA	NA	NA	NA
13547	Pacific Bell	Stinson Beach	Marin	NA	Low	0.01	0	0.01	2022	NA	NA	NA	NA
13703	City of San Leandro/ Public Works	San Leandro	Alameda	NA	Low	0.01	0	0.01	2022	NA	NA	NA	NA
13771	La Tech Auto Body	Richmond	Contra Costa	NA	Low	0	0.01	0.01	2018	NA	NA	NA	NA
13849	California Highway Patrol/Solano)Accts Pyble	Fairfield	Solano	NA	Low	0.01	0	0.01	2023	NA	NA	NA	NA
13943	G & C Autobody	Petaluma	Sonoma	NA	Low	0	0.01	0.01	2022	NA	NA	NA	NA
13992	Napa County Public Works	Napa	Napa	NA	Low	0.01	0	0.01	2022	NA	NA	NA	NA
14023	San Ramon Valley Fire District - Station #31	Danville	Contra Costa	NA	Low	0.01	0	0.01	2022	NA	NA	NA	NA
14128	Contra Costa County	San Ramon	Contra Costa	NA	Low	0.01	0	0.01	2023	NA	NA	NA	NA
14178	Mission Valley Ford	San Jose	Santa Clara	NA	Low	0	0.01	0.01	2023	NA	NA	NA	NA
14312	Crash Champions LLC	Pinole	Contra Costa	NA	Low	0	0.01	0.01	2022	NA	NA	NA	NA
14571	California Highway Patrol	Corte Madera	Marin	NA	Low	0.01	0	0.01	2023	NA	NA	NA	NA
14597	Federal Aviation Administration	Woodside	San Mateo	NA	Low	0.01	0	0.01	2023	NA	NA	NA	NA
14646	Mendelson Autobody Inc	San Ramon	Contra Costa	NA	Low	0	0.01	0.01	2022	NA	NA	NA	NA
14658	Target Corp - Target San Jose T-1427	San Jose	Santa Clara	NA	Low	0.01	0	0.01	2023	NA	NA	NA	NA
14777	James Nevels Painting	Fremont	Alameda	NA	Low	0	0.01	0.01	2017	NA	NA	NA	NA
14803	Federal Aviation Administration	Oakland	Alameda	NA	Low	0.01	0	0.01	2022	NA	NA	NA	NA
14866	Crash Champions LLC	Fairfield	Solano	NA	Low	0	0.01	0.01	2023	NA	NA	NA	NA
14903	Target Store T1422	Fremont	Alameda	NA	Low	0.01	0	0.01	2023	NA	NA	NA	NA
14956	Coliseum Body Shop	Oakland	Alameda	NA	Low	0	0.01	0.01	2022	NA	NA	NA	NA
15041	Prestige Auto Body	Campbell	Santa Clara	NA	Low	0	0.01	0.01	2022	NA	NA	NA	NA
15119	Haws Auto Body Inc.	Lafayette	Contra Costa	NA	Low	0	0.01	0.01	2023	NA	NA	NA	NA
15174	Continental Auto Body & Paint Works	Albany	Alameda	NA	Low	0	0.01	0.01	2022	NA	NA	NA	NA
15334	Target Store T1851	Gilroy	Santa Clara	NA	Low	0.01	0	0.01	2023	NA	NA	NA	NA
15339	Lito Auto Body Inc	Napa	Napa	NA	Low	0	0.01	0.01	2023	NA	NA	NA	NA
15359	Target Corporation - T0328	Dublin	Alameda	NA	Low	0.01	0	0.01	2023	NA	NA	NA	NA
15418	Newark Collision Center	Newark	Alameda	NA	Low	0	0.01	0.01	2023	NA	NA	NA	NA
15424	Reliance Auto Collision & Rental	Hayward	Alameda	NA	Low	0	0.01	0.01	2023	NA	NA	NA	NA
15462	J N Auto Body	Vallejo	Solano	NA	Low	0	0.01	0.01	2023	NA	NA	NA	NA
15513	Pacific Gas & Electric Co - Loma Prieta	Los Gatos	Santa Clara	NA	Low	0.01	0	0.01	2022	NA	NA	NA	NA
15754	BAB Auto Body and Painting	San Carlos	San Mateo	NA	Low	0	0.01	0.01	2023	NA	NA	NA	NA
15845	Target Corporation T-0852	Rohnert Park	Sonoma	NA	Low	0.01	0	0.01	2023	NA	NA	NA	NA
15846	Target Corporation #1026	Napa	Napa	NA	Low	0.01	0	0.01	2023	NA	NA	NA	NA
15848	Target Corporation #1208	Walnut Creek	Contra Costa	NA	Low	0.01	0	0.01	2023	NA	NA	NA	NA
15849	Target Corporation T0937	Santa Rosa	Sonoma	NA	Low	0.01	0	0.01	2023	NA	NA	NA	NA
15850	Target Corporation- Store T-949	San Ramon	Contra Costa	NA	Low	0.01	0	0.01	2023	NA	NA	NA	NA
15851	Target Corporation- Store T-692	Novato	Marin	NA	Low	0.01	0	0.01	2023	NA	NA	NA	NA
15854	Target Corporation -T0321	Redwood City	San Mateo	NA	Low	0.01	0	0.01	2023	NA	NA	NA	NA
15877	Target Corporation - T1122	San Mateo	San Mateo	NA	Low	0.01	0	0.01	2023	NA	NA	NA	NA
15880	Target Corporation- Store T-1054	San Bruno	San Mateo	NA	Low	0.01	0	0.01	2023	NA	NA	NA	NA
16017	Northern California Auto Body	San Rafael	Marin	NA	Low	0	0.01	0.01	2022	NA	NA	NA	NA
16216	Crash Champions LLC	Fremont	Alameda	NA	Low	0	0.01	0.01	2023	NA	NA	NA	NA
16272	Frank's Auto Body & Customizing	San Francisco	San Francisco	NA	Low	0	0.01	0.01	2019	NA	NA	NA	NA

Facility Number	Facility Name ⁽¹⁾ (1)See pp. 18-21 of the TAC Control Program Annual Report for important context regarding this data.	City	County	Rule 11-18 Ranking	AB2588 Priority Ranking	Cancer PS	Chronic PS	PS	PS Year	HRA Year	Cancer Risk (chances in a million)	Chronic Hazard Index	Acute Hazard Index
16315	Mathews Carlsen Body Works	Palo Alto	Santa Clara	NA	Low	0	0.01	0.01	2022	NA	NA	NA	NA
16339	Fix Auto Castro Valley	Castro Valley	Alameda	NA	Low	0	0.01	0.01	2022	NA	NA	NA	NA
16365	Anchor Auto Body	Sunnyvale	Santa Clara	NA	Low	0	0.01	0.01	2022	NA	NA	NA	NA
16405	California Brazing	Newark	Alameda	NA	Low	0	0.01	0.01	2023	NA	NA	NA	NA
16733	B2 Perfection Autobody	Sunnyvale	Santa Clara	NA	Low	0	0.01	0.01	2023	NA	NA	NA	NA
16761	AT&T Mobility /AT&T Services	Palo Alto	Santa Clara	NA	Low	0.01	0	0.01	2023	NA	NA	NA	NA
16765	AT&T Mobility /AT&T Services	Pittsburg	Contra Costa	NA	Low	0.01	0	0.01	2023	NA	NA	NA	NA
16779	Western Truck Fabrication	Hayward	Alameda	NA	Low	0	0.01	0.01	2023	NA	NA	NA	NA
16793	Arlen Ness Enterprises Inc	Dublin	Alameda	NA	Low	0	0.01	0.01	2023	NA	NA	NA	NA
16874	International Sport Motors	San Francisco	San Francisco	NA	Low	0	0.01	0.01	2023	NA	NA	NA	NA
16923	Tommy's Auto Body	Hayward	Alameda	NA	Low	0	0.01	0.01	2023	NA	NA	NA	NA
17096	Verizon Wireless (Waldo Tunnel)	Sausalito	Marin	NA	Low	0.01	0	0.01	2023	NA	NA	NA	NA
17164	Arseen Auto Body Inc	San Jose	Santa Clara	NA	Low	0	0.01	0.01	2023	NA	NA	NA	NA
17226	Cline Collision Center	Santa Rosa	Sonoma	NA	Low	0	0.01	0.01	2022	NA	NA	NA	NA
17269	Advanced Auto Body	Morgan Hill	Santa Clara	NA	Low	0	0.01	0.01	2022	NA	NA	NA	NA
17397	Cid's Collision Center	Gilroy	Santa Clara	NA	Low	0	0.01	0.01	2022	NA	NA	NA	NA
17441	Quality Collision NorCal LLC dba B&S Hacienda Auto Body	Pleasanton	Alameda	NA	Low	0	0.01	0.01	2023	NA	NA	NA	NA
17446	Caliber Collision Center	San Bruno	San Mateo	NA	Low	0	0.01	0.01	2022	NA	NA	NA	NA
17480	City of Redwood City	Redwood City	San Mateo	NA	Low	0.01	0	0.01	2023	NA	NA	NA	NA
17491	City of Redwood City	Redwood City	San Mateo	NA	Low	0.01	0	0.01	2023	NA	NA	NA	NA
17494	City of Redwood City Sewer Pump Station #5	Redwood City	San Mateo	NA	Low	0.01	0	0.01	2023	NA	NA	NA	NA
17499	City of Redwood City Sewer Pump Station #23	Redwood City	San Mateo	NA	Low	0.01	0	0.01	2023	NA	NA	NA	NA
17500	City of Redwood City	Redwood City	San Mateo	NA	Low	0.01	0	0.01	2023	NA	NA	NA	NA
17509	City of Redwood City	Redwood City	San Mateo	NA	Low	0.01	0	0.01	2023	NA	NA	NA	NA
17515	City of Redwood City Sewer Pump Station #21	Redwood City	San Mateo	NA	Low	0.01	0	0.01	2023	NA	NA	NA	NA
17531	Maple Auto Body Inc	Burlingame	San Mateo	NA	Low	0	0.01	0.01	2022	NA	NA	NA	NA
17616	Target Store T-0323	Cupertino	Santa Clara	NA	Low	0.01	0	0.01	2023	NA	NA	NA	NA
17643	Oakland Collision Truck Painting	Oakland	Alameda	NA	Low	0	0.01	0.01	2023	NA	NA	NA	NA
17644	Tran Auto Body Shop	Richmond	Contra Costa	NA	Low	0	0.01	0.01	2021	NA	NA	NA	NA
17648	Crash Champions LLC	Brentwood	Contra Costa	NA	Low	0	0.01	0.01	2022	NA	NA	NA	NA
17677	Pacific Gas & Electric Co (PG&E)	Fremont	Alameda	NA	Low	0.01	0	0.01	2023	NA	NA	NA	NA
17679	Pacific Gas & Electric Co	Clayton	Contra Costa	NA	Low	0.01	0	0.01	2023	NA	NA	NA	NA
17690	MAACO Collision Repair	Hayward	Alameda	NA	Low	0	0.01	0.01	2023	NA	NA	NA	NA
17711	Collision Repair	Pittsburg	Contra Costa	NA	Low	0	0.01	0.01	2023	NA	NA	NA	NA
17823	Down Town Auto Body	Rohnert Park	Sonoma	NA	Low	0	0.01	0.01	2023	NA	NA	NA	NA
18032	Sid's Collision and Glass Repair	Oakland	Alameda	NA	Low	0	0.01	0.01	2022	NA	NA	NA	NA
18146	D&K Collision Repair Center	San Rafael	Marin	NA	Low	0	0.01	0.01	2023	NA	NA	NA	NA
18150	Crash Champions LLC	Pleasanton	Alameda	NA	Low	0	0.01	0.01	2022	NA	NA	NA	NA
18193	Van Ness Auto Body Service	San Francisco	San Francisco	NA	Low	0	0.01	0.01	2020	NA	NA	NA	NA
18234	Avalon San Bruno	San Bruno	San Mateo	NA	Low	0.01	0	0.01	2020	NA	NA	NA	NA
18265	Town of Los Altos Hills	Los Altos Hills	Santa Clara	NA	Low	0.01	0	0.01	2023	NA	NA	NA	NA
18308	Lucky #710	Foster City	San Mateo	NA	Low	0.01	0	0.01	2023	NA	NA	NA	NA
18313	Lucky #723	Los Altos	Santa Clara	NA	Low	0.01	0	0.01	2023	NA	NA	NA	NA
18323	Lucky's #755	San Francisco	San Francisco	NA	Low	0.01	0	0.01	2023	NA	NA	NA	NA
18326	Lucky 763	San Jose	Santa Clara	NA	Low	0.01	0	0.01	2023	NA	NA	NA	NA
18337	Food Maxx #484	Oakland	Alameda	NA	Low	0.01	0	0.01	2023	NA	NA	NA	NA
18345	Lucky #776	Santa Rosa	Sonoma	NA	Low	0.01	0	0.01	2023	NA	NA	NA	NA
18347	Food Maxx #482	Antioch	Contra Costa	NA	Low	0.01	0	0.01	2023	NA	NA	NA	NA
18409	Michael J's Body Shop	San Jose	Santa Clara	NA	Low	0	0.01	0.01	2023	NA	NA	NA	NA
18497	P & J Duenas Inc.	San Leandro	Alameda	NA	Low	0	0.01	0.01	2023	NA	NA	NA	NA
18538	Soscol Auto Body Inc	Napa	Napa	NA	Low	0	0.01	0.01	2022	NA	NA	NA	NA
18652	Crash Champions LLC	Pittsburg	Contra Costa	NA	Low	0	0.01	0.01	2022	NA	NA	NA	NA
18681	Aene Automotive Corp dba Almost Everything Auto	Fremont	Alameda	NA	Low	0	0.01	0.01	2022	NA	NA	NA	NA
18687	DG Auto Body & Paint	Fremont	Alameda	NA	Low	0	0.01	0.01	2022	NA	NA	NA	NA
18789	County of Marin Cove Pump Station	Tiburon	Marin	NA	Low	0.01	0	0.01	2023	NA	NA	NA	NA
18825	Amberwood Gardens	San Jose	Santa Clara	NA	Low	0.01	0	0.01	2022	NA	NA	NA	NA
18884	American Canyon Collision Center	American Canyon	Napa	NA	Low	0	0.01	0.01	2023	NA	NA	NA	NA
19065	Advanced Auto Repair Center INC	Mountain View	Santa Clara	NA	Low	0	0.01	0.01	2022	NA	NA	NA	NA
19097	Target Corporation Store #1507	Richmond	Contra Costa	NA	Low	0.01	0	0.01	2023	NA	NA	NA	NA
19098	CCS Auto Body	San Pablo	Contra Costa	NA	Low	0	0.01	0.01	2019	NA	NA	NA	NA
19212	Will's Auto Body Shop	San Francisco	San Francisco	NA	Low	0	0.01	0.01	2022	NA	NA	NA	NA
19255	Smythe Properties LLC	Santa Clara	Santa Clara	NA	Low	0	0.01	0.01	2023	NA	NA	NA	NA
19309	Nob Hill (Raley's)	San Jose	Santa Clara	NA	Low	0.01	0	0.01	2023	NA	NA	NA	NA

Facility Number	Facility Name ⁽¹⁾ (1)See pp. 18-21 of the TAC Control Program Annual Report for important context regarding this data.	City	County	Rule 11-18 Ranking	AB2588 Priority Ranking	Cancer PS	Chronic PS	PS	PS Year	HRA Year	Cancer Risk (chances in a million)	Chronic Hazard Index	Acute Hazard Index
19315	MAACO Collision Repair & Auto	Fairfield	Solano	NA	Low	0	0.01	0.01	2022	NA	NA	NA	NA
19382	Xpress Auto Body Paint & Fleet #2	San Jose	Santa Clara	NA	Low	0	0.01	0.01	2022	NA	NA	NA	NA
19474	Superior Auto Repair	San Bruno	San Mateo	NA	Low	0	0.01	0.01	2022	NA	NA	NA	NA
19598	Intarcia Therapeutics	Hayward	Alameda	NA	Low	0	0.01	0.01	2021	NA	NA	NA	NA
19628	NorCal Auto Works	Campbell	Santa Clara	NA	Low	0	0.01	0.01	2017	NA	NA	NA	NA
19634	BMW Concord Collision Center	Concord	Contra Costa	NA	Low	0	0.01	0.01	2023	NA	NA	NA	NA
19646	Sin Mex Auto Body Inc.	Oakland	Alameda	NA	Low	0	0.01	0.01	2023	NA	NA	NA	NA
19656	Dibbles Auto Center	Santa Rosa	Sonoma	NA	Low	0	0.01	0.01	2022	NA	NA	NA	NA
19772	Berkeley Wright's Automotive	Berkeley	Alameda	NA	Low	0	0.01	0.01	2022	NA	NA	NA	NA
19791	Michael & Company Inc	San Jose	Santa Clara	NA	Low	0	0.01	0.01	2023	NA	NA	NA	NA
19868	Xpress Auto Body Paint and Fleet	San Jose	Santa Clara	NA	Low	0	0.01	0.01	2023	NA	NA	NA	NA
19872	County of Marin MERA San Pedro	San Rafael	Marin	NA	Low	0.01	0	0.01	2022	NA	NA	NA	NA
19903	S R Valley Fire Protection Dist Fir Station #36	Danville	Contra Costa	NA	Low	0.01	0	0.01	2023	NA	NA	NA	NA
19911	G & C Auto Body	Rohnert Park	Sonoma	NA	Low	0	0.01	0.01	2022	NA	NA	NA	NA
19930	Bonfante Collision Center	Gilroy	Santa Clara	NA	Low	0	0.01	0.01	2022	NA	NA	NA	NA
20035	Apple Inc	Cupertino	Santa Clara	NA	Low	0.01	0	0.01	2023	NA	NA	NA	NA
20087	Lakeville Autobody	Petaluma	Sonoma	NA	Low	0	0.01	0.01	2023	NA	NA	NA	NA
20117	Target Corporation Store #2581	San Jose	Santa Clara	NA	Low	0.01	0	0.01	2023	NA	NA	NA	NA
20146	Kohl's Department Stores - Store 1379	San Rafael	Marin	NA	Low	0.01	0	0.01	2023	NA	NA	NA	NA
20148	Golden West Collision Center Inc	Sunnyvale	Santa Clara	NA	Low	0	0.01	0.01	2023	NA	NA	NA	NA
20226	California College of the Arts	San Francisco	San Francisco	NA	Low	0.01	0	0.01	2023	NA	NA	NA	NA
20279	Mountain View Body Shop	Mountain View	Santa Clara	NA	Low	0	0.01	0.01	2023	NA	NA	NA	NA
20302	New Cingular Wireless PCS LLC dba AT&T Mobility	Orinda	Contra Costa	NA	Low	0.01	0	0.01	2022	NA	NA	NA	NA
20447	GD C.A.R. Complete Auto Repair LLC	San Francisco	San Francisco	NA	Low	0	0.01	0.01	2021	NA	NA	NA	NA
20475	California Collision LLC	Pleasanton	Alameda	NA	Low	0	0.01	0.01	2023	NA	NA	NA	NA
20522	Tom's Auto Body Paint & Towing	Pacifica	San Mateo	NA	Low	0	0.01	0.01	2022	NA	NA	NA	NA
20528	G + C Auto Body	Novato	Marin	NA	Low	0	0.01	0.01	2023	NA	NA	NA	NA
20547	Chilton's A-1 Auto Body Inc	San Bruno	San Mateo	NA	Low	0	0.01	0.01	2022	NA	NA	NA	NA
20594	Quality Collision NorCal LLC dba B&S Hacienda Auto Body	San Ramon	Contra Costa	NA	Low	0	0.01	0.01	2023	NA	NA	NA	NA
20615	Godzilla Auto Collision Repair	Hayward	Alameda	NA	Low	0	0.01	0.01	2023	NA	NA	NA	NA
20680	Fruitvale Collision Center	Oakland	Alameda	NA	Low	0	0.01	0.01	2022	NA	NA	NA	NA
20710	Crash Champions LLC	Antioch	Contra Costa	NA	Low	0	0.01	0.01	2023	NA	NA	NA	NA
20741	Morgan Residence	Danville	Contra Costa	NA	Low	0.01	0	0.01	2018	NA	NA	NA	NA
20773	Clos De La Tech Winery	La Honda	San Mateo	NA	Low	0.01	0	0.01	2022	NA	NA	NA	NA
20953	Integrity Auto Collision Center Fairfield Inc	Fairfield	Solano	NA	Low	0	0.01	0.01	2023	NA	NA	NA	NA
20981	Auto City Repair	San Francisco	San Francisco	NA	Low	0	0.01	0.01	2023	NA	NA	NA	NA
21110	The Body Shop	Santa Rosa	Sonoma	NA	Low	0	0.01	0.01	2023	NA	NA	NA	NA
21179	Chavez Auto Body	San Jose	Santa Clara	NA	Low	0	0.01	0.01	2023	NA	NA	NA	NA
21185	JJ Jr's Truck Repair and Maintenance	Hayward	Alameda	NA	Low	0	0.01	0.01	2023	NA	NA	NA	NA
21282	So Santa Clara County Fire District	Gilroy	Santa Clara	NA	Low	0.01	0	0.01	2023	NA	NA	NA	NA
21288	La Conde Autobody	Redwood City	San Mateo	NA	Low	0	0.01	0.01	2022	NA	NA	NA	NA
21322	Blueprint Studios	San Francisco	San Francisco	NA	Low	0	0.01	0.01	2021	NA	NA	NA	NA
21337	Crash Champions LLC	Fairfield	Solano	NA	Low	0	0.01	0.01	2022	NA	NA	NA	NA
21373	G & C Auto Body	Fairfield	Solano	NA	Low	0	0.01	0.01	2022	NA	NA	NA	NA
21461	Safeway Inc #3011	Petaluma	Sonoma	NA	Low	0.01	0	0.01	2023	NA	NA	NA	NA
21527	Sergio's Garage Auto Body Shop	San Rafael	Marin	NA	Low	0	0.01	0.01	2022	NA	NA	NA	NA
21530	Crash Champions LLC	San Jose	Santa Clara	NA	Low	0	0.01	0.01	2023	NA	NA	NA	NA
21563	Auto West Collision	San Jose	Santa Clara	NA	Low	0	0.01	0.01	2022	NA	NA	NA	NA
21564	AW Collision	Concord	Contra Costa	NA	Low	0	0.01	0.01	2022	NA	NA	NA	NA
21603	AT&T Mobility	Novato	Marin	NA	Low	0.01	0	0.01	2023	NA	NA	NA	NA
21618	Caliber Collision Center	Redwood City	San Mateo	NA	Low	0	0.01	0.01	2023	NA	NA	NA	NA
21724	City & County of San Francisco Police Dept	San Francisco	San Francisco	NA	Low	0.01	0	0.01	2023	NA	NA	NA	NA
21733	West Evelyn Bryant Office Partners LP	Mountain View	Santa Clara	NA	Low	0.01	0	0.01	2023	NA	NA	NA	NA
21812	City of Santa Rosa	Santa Rosa	Sonoma	NA	Low	0.01	0	0.01	2023	2023	4.8	0	NA
21823	G & C Auto Body	Vallejo	Solano	NA	Low	0	0.01	0.01	2023	NA	NA	NA	NA
21839	Alioto's Garage	San Francisco	San Francisco	NA	Low	0	0.01	0.01	2023	NA	NA	NA	NA
21844	Blossom Valley Collision	San Jose	Santa Clara	NA	Low	0	0.01	0.01	2023	NA	NA	NA	NA
21862	Oakmead Parkway Properties	Sunnyvale	Santa Clara	NA	Low	0.01	0	0.01	2022	NA	NA	NA	NA
21893	Hayward Collision Repair	Hayward	Alameda	NA	Low	0	0.01	0.01	2022	NA	NA	NA	NA
21945	Tac Auto Repair	San Jose	Santa Clara	NA	Low	0	0.01	0.01	2022	NA	NA	NA	NA
21981	New Cingular Wireless PCS dba AT&T Mobility	Livermore	Alameda	NA	Low	0.01	0	0.01	2022	NA	NA	NA	NA
21994	Pang Pang Auto Body Shop	San Carlos	San Mateo	NA	Low	0	0.01	0.01	2019	NA	NA	NA	NA

Facility Number	Facility Name ⁽¹⁾ (1)See pp. 18-21 of the TAC Control Program Annual Report for important context regarding this data.	City	County	Rule 11-18 Ranking	AB2588 Priority Ranking	Cancer PS	Chronic PS	PS	PS Year	HRA Year	Cancer Risk (chances in a million)	Chronic Hazard Index	Acute Hazard Index
22037	TWINS AUTO BODY INC.	Dublin	Alameda	NA	Low	0	0.01	0.01	2023	NA	NA	NA	NA
22053	Target Store T2605	San Jose	Santa Clara	NA	Low	0.01	0	0.01	2022	NA	NA	NA	NA
22106	Verizon Wireless - San Mateo and Mills	San Bruno	San Mateo	NA	Low	0.01	0	0.01	2022	NA	NA	NA	NA
22112	Aya Auto Body Repair	Hayward	Alameda	NA	Low	0	0.01	0.01	2023	NA	NA	NA	NA
22132	New Cingular Wireless PCS LLC dba AT&T Mobility	Hayward	Alameda	NA	Low	0.01	0	0.01	2023	NA	NA	NA	NA
22167	A-ROD Auto Collision	San Jose	Santa Clara	NA	Low	0	0.01	0.01	2023	NA	NA	NA	NA
22206	Xcel Collision Center Inc	San Jose	Santa Clara	NA	Low	0	0.01	0.01	2023	NA	NA	NA	NA
22240	Town of Yountville-Yountville Town Hall	Yountville	Napa	NA	Low	0.01	0	0.01	2023	NA	NA	NA	NA
22246	Crash Champions LLC	San Ramon	Contra Costa	NA	Low	0	0.01	0.01	2022	NA	NA	NA	NA
22267	Target Store T2804	Santa Rosa	Sonoma	NA	Low	0.01	0	0.01	2023	NA	NA	NA	NA
22343	Valley Of The Moon Water District	Sonoma	Sonoma	NA	Low	0.01	0	0.01	2023	NA	NA	NA	NA
22475	Caliber Collision Center	Sunnyvale	Santa Clara	NA	Low	0	0.01	0.01	2023	NA	NA	NA	NA
22505	Safeway Inc #2646	San Francisco	San Francisco	NA	Low	0.01	0	0.01	2023	NA	NA	NA	NA
22506	Safeway Inc #1507	San Francisco	San Francisco	NA	Low	0.01	0	0.01	2023	NA	NA	NA	NA
22533	Oldcastle Building	Fremont	Alameda	NA	Low	0.01	0	0.01	2022	NA	NA	NA	NA
22552	Brooks Motor Cars	Fremont	Alameda	NA	Low	0	0.01	0.01	2022	NA	NA	NA	NA
22558	Caliber Collision Center	San Jose	Santa Clara	NA	Low	0	0.01	0.01	2023	NA	NA	NA	NA
22578	Michael J's Body Shop	San Jose	Santa Clara	NA	Low	0	0.01	0.01	2022	NA	NA	NA	NA
22592	AW Collision Autobahn	Belmont	San Mateo	NA	Low	0	0.01	0.01	2022	NA	NA	NA	NA
22593	Kline Collision	San Mateo	San Mateo	NA	Low	0	0.01	0.01	2022	NA	NA	NA	NA
22614	Crash Champions LLC	Fremont	Alameda	NA	Low	0	0.01	0.01	2023	NA	NA	NA	NA
22625	Destiny Auto Collision	Hayward	Alameda	NA	Low	0	0.01	0.01	2022	NA	NA	NA	NA
22657	Pacific Gas & Electric	Santa Rosa	Sonoma	NA	Low	0.01	0	0.01	2023	NA	NA	NA	NA
22677	Caliber Collision Center	Sunnyvale	Santa Clara	NA	Low	0	0.01	0.01	2023	NA	NA	NA	NA
22680	Caliber Collision Center	Mountain View	Santa Clara	NA	Low	0	0.01	0.01	2023	NA	NA	NA	NA
22717	Oro Loma Sanitary District	San Leandro	Alameda	NA	Low	0.01	0	0.01	2022	NA	NA	NA	NA
22718	Oro Loma Sanitary District	San Lorenzo	Alameda	NA	Low	0.01	0	0.01	2022	NA	NA	NA	NA
22750	Lopez Brothers Auto Body	Hayward	Alameda	NA	Low	0	0.01	0.01	2023	NA	NA	NA	NA
22809	Safeway Inc #653	San Rafael	Marin	NA	Low	0.01	0	0.01	2023	NA	NA	NA	NA
22811	Safeway Inc #2712	San Ramon	Contra Costa	NA	Low	0.01	0	0.01	2023	NA	NA	NA	NA
22812	Safeway Inc #700	Santa Clara	Santa Clara	NA	Low	0.01	0	0.01	2023	NA	NA	NA	NA
22815	Safeway Inc #3116	South San Francisco	San Mateo	NA	Low	0.01	0	0.01	2023	NA	NA	NA	NA
22816	Safeway Inc #962	Alamo	Contra Costa	NA	Low	0.01	0	0.01	2023	NA	NA	NA	NA
22817	Safeway Inc #1631	Vallejo	Solano	NA	Low	0.01	0	0.01	2023	NA	NA	NA	NA
22818	Safeway Inc #1483	San Jose	Santa Clara	NA	Low	0.01	0	0.01	2023	NA	NA	NA	NA
22820	Safeway Inc #2856	Pleasanton	Alameda	NA	Low	0.01	0	0.01	2023	NA	NA	NA	NA
22827	Safeway Inc #3132	Oakland	Alameda	NA	Low	0.01	0	0.01	2023	NA	NA	NA	NA
22828	Safeway Inc #1953	Dublin	Alameda	NA	Low	0.01	0	0.01	2023	NA	NA	NA	NA
22832	Safeway Inc #1883	American Canyon	Napa	NA	Low	0.01	0	0.01	2023	NA	NA	NA	NA
22932	La Bady Collision	Burlingame	San Mateo	NA	Low	0	0.01	0.01	2022	NA	NA	NA	NA
22959	Charter Communications	Gilroy	Santa Clara	NA	Low	0.01	0	0.01	2023	NA	NA	NA	NA
22999	Golden Hills LLC Wind Energy Central	Livermore	Alameda	NA	Low	0.01	0	0.01	2022	NA	NA	NA	NA
23008	Eden Cambrian Center L P	San Jose	Santa Clara	NA	Low	0.01	0	0.01	2023	NA	NA	NA	NA
23050	B & M Auto Body Shop	San Jose	Santa Clara	NA	Low	0	0.01	0.01	2023	NA	NA	NA	NA
23099	Caliber Collision Center	Pleasanton	Alameda	NA	Low	0	0.01	0.01	2023	NA	NA	NA	NA
23117	Safeway Inc #933	Sebastopol	Sonoma	NA	Low	0.01	0	0.01	2023	NA	NA	NA	NA
23121	Safeway Inc #783	Lafayette	Contra Costa	NA	Low	0.01	0	0.01	2023	NA	NA	NA	NA
23137	Fix Auto Alameda	Alameda	Alameda	NA	Low	0	0.01	0.01	2023	NA	NA	NA	NA
23171	The Royal Towers	San Francisco	San Francisco	NA	Low	0.01	0	0.01	2022	NA	NA	NA	NA
23201	Safeway Inc #1265	Santa Rosa	Sonoma	NA	Low	0.01	0	0.01	2022	NA	NA	NA	NA
23203	Safeway Inc #2814	Los Altos	Santa Clara	NA	Low	0.01	0	0.01	2022	NA	NA	NA	NA
23209	Safeway Inc #971	Hayward	Alameda	NA	Low	0.01	0	0.01	2022	NA	NA	NA	NA
23210	Safeway Inc #3241	Campbell	Santa Clara	NA	Low	0.01	0	0.01	2021	NA	NA	NA	NA
23287	Safeway Inc #305	Redwood City	San Mateo	NA	Low	0.01	0	0.01	2022	NA	NA	NA	NA
23294	Safeway Inc #1127	Fairfield	Solano	NA	Low	0.01	0	0.01	2022	NA	NA	NA	NA
23304	Caliber Collision Center	San Jose	Santa Clara	NA	Low	0	0.01	0.01	2023	NA	NA	NA	NA
23307	Safeway Inc #1138	Belmont	San Mateo	NA	Low	0.01	0	0.01	2022	NA	NA	NA	NA
23316	Safeway Inc #691	Berkeley	Alameda	NA	Low	0.01	0	0.01	2022	NA	NA	NA	NA
23317	Safeway Inc #1891	Morgan Hill	Santa Clara	NA	Low	0.01	0	0.01	2023	NA	NA	NA	NA
23318	Safeway Inc #1455	Morgan Hill	Santa Clara	NA	Low	0.01	0	0.01	2022	NA	NA	NA	NA
23321	Safeway Inc #1932	Dublin	Alameda	NA	Low	0.01	0	0.01	2022	NA	NA	NA	NA
23348	UC Berkeley - Blue Oak Ranch Reserve	San Jose	Santa Clara	NA	Low	0.01	0	0.01	2023	NA	NA	NA	NA
23506	Best USA Logistics Inc	Milpitas	Santa Clara	NA	Low	0.01	0	0.01	2023	NA	NA	NA	NA
23536	Safeway Inc #1541	Pleasant Hill	Contra Costa	NA	Low	0.01	0	0.01	2022	NA	NA	NA	NA
23715	Whole Foods Market	Walnut Creek	Contra Costa	NA	Low	0.01	0	0.01	2022	NA	NA	NA	NA

Facility Number	Facility Name ⁽¹⁾ (1)See pp. 18-21 of the TAC Control Program Annual Report for important context regarding this data.	City	County	Rule 11-18 Ranking	AB2588 Priority Ranking	Cancer PS	Chronic PS	PS	PS Year	HRA Year	Cancer Risk (chances in a million)	Chronic Hazard Index	Acute Hazard Index
23749	Daly City Auto Body Center	Daly City	San Mateo	NA	Low	0	0.01	0.01	2023	NA	NA	NA	NA
23794	Caliber Collision Center	San Carlos	San Mateo	NA	Low	0	0.01	0.01	2023	NA	NA	NA	NA
23870	Invitae Corporation	San Francisco	San Francisco	NA	Low	0.01	0	0.01	2022	NA	NA	NA	NA
23892	Sportsman's Warehouse	Rohnert Park	Sonoma	NA	Low	0.01	0	0.01	2023	NA	NA	NA	NA
23936	Georgian Manor Mobile Home Park	Hayward	Alameda	NA	Low	0.01	0	0.01	2023	NA	NA	NA	NA
24112	Hospice East Bay	Pleasant Hill	Contra Costa	NA	Low	0.01	0	0.01	2023	NA	NA	NA	NA
24181	Safeway Inc	San Jose	Santa Clara	NA	Low	0.01	0	0.01	2023	NA	NA	NA	NA
24214	Argo RP Towne Centre LLC	Rohnert Park	Sonoma	NA	Low	0.01	0	0.01	2022	NA	NA	NA	NA
24244	Nevitt Magruder Residence	Atherton	San Mateo	NA	Low	0.01	0	0.01	2022	NA	NA	NA	NA
24304	Emery Station West LLC	Emeryville	Alameda	NA	Low	0.01	0	0.01	2023	NA	NA	NA	NA
24320	Andronicos #2453	Berkeley	Alameda	NA	Low	0.01	0	0.01	2023	NA	NA	NA	NA
24325	Fantesca Winery	Saint Helena	Napa	NA	Low	0.01	0	0.01	2023	NA	NA	NA	NA
24329	Caliber Collision Center	San Jose	Santa Clara	NA	Low	0	0.01	0.01	2023	NA	NA	NA	NA
24354	City of San Francisco Fire #49 ADF	San Francisco	San Francisco	NA	Low	0.01	0	0.01	2022	NA	NA	NA	NA
24369	Greer	Woodside	San Mateo	NA	Low	0.01	0	0.01	2023	NA	NA	NA	NA
24386	Whole Foods Market	Redwood City	San Mateo	NA	Low	0.01	0	0.01	2023	NA	NA	NA	NA
24393	Caliber Collision Center	San Ramon	Contra Costa	NA	Low	0	0.01	0.01	2022	NA	NA	NA	NA
24394	Caliber Collision Center	Fremont	Alameda	NA	Low	0	0.01	0.01	2023	NA	NA	NA	NA
24397	Caliber Collision Center	Napa	Napa	NA	Low	0	0.01	0.01	2023	NA	NA	NA	NA
24405	Hayward Santana LLC	Hayward	Alameda	NA	Low	0.01	0	0.01	2023	NA	NA	NA	NA
24466	233P LLC	Atherton	San Mateo	NA	Low	0.01	0	0.01	2023	NA	NA	NA	NA
24478	Ken Stokes	Sonoma	Sonoma	NA	Low	0.01	0	0.01	2023	NA	NA	NA	NA
24480	Auto Collision Experts	Hayward	Alameda	NA	Low	0	0.01	0.01	2021	NA	NA	NA	NA
24505	Fantesca Estate	Saint Helena	Napa	NA	Low	0.01	0	0.01	2023	NA	NA	NA	NA
24513	Vander-bend Manufacturing Inc	San Jose	Santa Clara	NA	Low	0.01	0	0.01	2023	NA	NA	NA	NA
24532	Bartlett Residence	Sonoma	Sonoma	NA	Low	0.01	0	0.01	2020	NA	NA	NA	NA
24573	Kaiser Permanente	San Francisco	San Francisco	NA	Low	0.01	0	0.01	2023	NA	NA	NA	NA
24626	Parkside Cafe	Stinson Beach	Marin	NA	Low	0.01	0	0.01	2023	NA	NA	NA	NA
24632	Karen Aldorodty Residence	Saint Helena	Napa	NA	Low	0.01	0	0.01	2023	NA	NA	NA	NA
24678	Beckstoffer Winery	Saint Helena	Napa	NA	Low	0.01	0	0.01	2021	NA	NA	NA	NA
24698	Green & Red Vineyard LLC	Saint Helena	Napa	NA	Low	0.01	0	0.01	2021	NA	NA	NA	NA
24754	J & J Auto Body LLC	Santa Rosa	Sonoma	NA	Low	0	0.01	0.01	2023	NA	NA	NA	NA
24792	Graham Residence	Napa	Napa	NA	Low	0.01	0	0.01	2023	NA	NA	NA	NA
24883	Community First Credit Union	Santa Rosa	Sonoma	NA	Low	0.01	0	0.01	2023	NA	NA	NA	NA
24961	Sonoma County Water Agency - Penngrove Sanitation	Petaluma	Sonoma	NA	Low	0.01	0	0.01	2023	NA	NA	NA	NA
24976	Quarry Vineyards	Saint Helena	Napa	NA	Low	0.01	0	0.01	2023	NA	NA	NA	NA
24986	Roy Cloud Elementary School	Redwood City	San Mateo	NA	Low	0.01	0	0.01	2022	NA	NA	NA	NA
24991	855 Main Street	Redwood City	San Mateo	NA	Low	0.01	0	0.01	2022	NA	NA	NA	NA
25014	Outdoor Supply Hardware	San Jose	Santa Clara	NA	Low	0.01	0	0.01	2023	NA	NA	NA	NA
25061	Nava Auto Body Repair LLC	San Jose	Santa Clara	NA	Low	0	0.01	0.01	2022	NA	NA	NA	NA
25081	Coastal Health Alliance	Point Reyes Station	Marin	NA	Low	0.01	0	0.01	2023	NA	NA	NA	NA
25108	Everest Infrastructure Partners - Mt Chaul North	Los Gatos	Santa Clara	NA	Low	0.01	0	0.01	2023	NA	NA	NA	NA
200091	Maaco Collision Repair & Auto Painting - Birchwood	Sunnyvale	Santa Clara	NA	Low	0	0.01	0.01	2022	NA	NA	NA	NA
200142	A Superior Collision Shop	Campbell	Santa Clara	NA	Low	0	0.01	0.01	2022	NA	NA	NA	NA
200157	Service King Collision Repair Center	Milpitas	Santa Clara	NA	Low	0	0.01	0.01	2023	NA	NA	NA	NA
200188	AP International Body Shop	Hayward	Alameda	NA	Low	0	0.01	0.01	2022	NA	NA	NA	NA
200194	G & C Auto Body	Sonoma	Sonoma	NA	Low	0	0.01	0.01	2023	NA	NA	NA	NA
200215	Bridges Auto Collision	Hayward	Alameda	NA	Low	0	0.01	0.01	2023	NA	NA	NA	NA
200257	CALMEX AUTO BODY & PAINT	San Jose	Santa Clara	NA	Low	0	0.01	0.01	2023	NA	NA	NA	NA
200263	West Coast Wheel Repair	Fremont	Alameda	NA	Low	0	0.01	0.01	2023	NA	NA	NA	NA
200304	Giannini's Auto Body Shop	Daly City	San Mateo	NA	Low	0	0.01	0.01	2022	NA	NA	NA	NA
200326	Accurate Auto Body	Richmond	Contra Costa	NA	Low	0	0.01	0.01	2022	NA	NA	NA	NA
200430	Brooks Motor Cars	Walnut Creek	Contra Costa	NA	Low	0	0.01	0.01	2022	NA	NA	NA	NA
200450	Kim's Auto Body	Santa Clara	Santa Clara	NA	Low	0	0.01	0.01	2023	NA	NA	NA	NA
200538	Uptown Body and Fender	Oakland	Alameda	NA	Low	0	0.01	0.01	2022	NA	NA	NA	NA
200562	Look Auto Body LLC	Campbell	Santa Clara	NA	Low	0	0.01	0.01	2023	NA	NA	NA	NA
200613	J & T Advanced Collision Center	South San Francisco	San Mateo	NA	Low	0	0.01	0.01	2023	NA	NA	NA	NA
200650	Menlo Park Fire Protection District	Menlo Park	San Mateo	NA	Low	0.01	0	0.01	2023	2017	5.7	0	NA
200723	Precise Collision	Santa Clara	Santa Clara	NA	Low	0	0.01	0.01	2019	NA	NA	NA	NA
200820	D & S Body Shop	San Ramon	Contra Costa	NA	Low	0	0.01	0.01	2022	NA	NA	NA	NA
200862	South County Collision Center	Morgan Hill	Santa Clara	NA	Low	0	0.01	0.01	2021	NA	NA	NA	NA
200892	Paint & Go Autobody	San Jose	Santa Clara	NA	Low	0	0.01	0.01	2021	NA	NA	NA	NA
200932	Popeye Auto Collision	San Leandro	Alameda	NA	Low	0	0.01	0.01	2023	NA	NA	NA	NA
201045	NANKI AUTO BODY	San Jose	Santa Clara	NA	Low	0	0.01	0.01	2020	NA	NA	NA	NA

Facility Number	Facility Name ⁽¹⁾ (1)See pp. 18-21 of the TAC Control Program Annual Report for important context regarding this data.	City	County	Rule 11-18 Ranking	AB2588 Priority Ranking	Cancer PS	Chronic PS	PS	PS Year	HRA Year	Cancer Risk (chances in a million)	Chronic Hazard Index	Acute Hazard Index
201097	Barsotti's Body & Fender	San Rafael	Marin	NA	Low	0	0.01	0.01	2022	NA	NA	NA	NA
201127	ADM Auto Body	Newark	Alameda	NA	Low	0	0.01	0.01	2022	NA	NA	NA	NA
201440	Giannini's Auto Body - Folsom Street	San Francisco	San Francisco	NA	Low	0	0.01	0.01	2021	NA	NA	NA	NA
201487	Akins Body Shop Inc	Palo Alto	Santa Clara	NA	Low	0	0.01	0.01	2022	NA	NA	NA	NA
201585	Eds Classic	Hayward	Alameda	NA	Low	0	0.01	0.01	2022	NA	NA	NA	NA
201644	Geno's Auto Body Inc.	Antioch	Contra Costa	NA	Low	0	0.01	0.01	2021	NA	NA	NA	NA
201729	Vinny's Auto Body	Sonoma	Sonoma	NA	Low	0	0.01	0.01	2021	NA	NA	NA	NA
201740	Wheels America SF	Oakland	Alameda	NA	Low	0	0.01	0.01	2021	NA	NA	NA	NA
201810	Caliber Collision Center	Hayward	Alameda	NA	Low	0	0.01	0.01	2022	NA	NA	NA	NA
201912	Lindenville Auto Body Center Inc.	South San Francisco	San Mateo	NA	Low	0	0.01	0.01	2021	NA	NA	NA	NA
202034	Rubens Precision Automotive	Fairfield	Solano	NA	Low	0	0.01	0.01	2022	NA	NA	NA	NA
202076	L. G. RV Fleet & Service Center DBA Leale's RV	San Jose	Santa Clara	NA	Low	0	0.01	0.01	2022	NA	NA	NA	NA
202139	Valley Auto Body	Napa	Napa	NA	Low	0	0.01	0.01	2022	NA	NA	NA	NA
202150	GAA Auto Repair and Collision Center	San Mateo	San Mateo	NA	Low	0	0.01	0.01	2022	NA	NA	NA	NA
202325	Caliber Collision Center #1231	Antioch	Contra Costa	NA	Low	0	0.01	0.01	2023	NA	NA	NA	NA
202420	Manheim San Francisco Bay	Hayward	Alameda	NA	Low	0	0.01	0.01	2022	NA	NA	NA	NA
202647	Manheim San Francisco Bay	Union City	Alameda	NA	Low	0	0.01	0.01	2023	NA	NA	NA	NA
202664	C&C AUTOMOTIVE REFINISHING LLC	San Bruno	San Mateo	NA	Low	0	0.01	0.01	2023	NA	NA	NA	NA
202723	G & C Auto Body - Antioch	Antioch	Contra Costa	NA	Low	0	0.01	0.01	2023	NA	NA	NA	NA
202816	USA Autobody & Painting Inc	San Francisco	San Francisco	NA	Low	0	0.01	0.01	2023	NA	NA	NA	NA
100276	Oakland Unified School	Oakland	Alameda	NA	Low	0.01	0	0.01	2022	NA	NA	NA	NA
100292	Bureau of Reclamation	Napa	Napa	NA	Low	0.01	0	0.01	2022	NA	NA	NA	NA
107851	Chabot College	Hayward	Alameda	NA	Low	0.01	0	0.01	2022	NA	NA	NA	NA
109463	Dept of Trans - State of CA	Richmond	Contra Costa	NA	Low	0.01	0	0.01	2022	NA	NA	NA	NA
111404	Caltrans	Hayward	Alameda	NA	Low	0.01	0	0.01	2022	NA	NA	NA	NA
8702	Crash Champions LLC	Santa Rosa	Sonoma	NA	Low	0	0	0	2022	NA	NA	NA	NA
18402	Escudero Brothers Inc DBA Active Auto Body	Sunnyvale	Santa Clara	NA	Low	0	0	0	2022	NA	NA	NA	NA
23550	Crash Champions LLC	Vallejo	Solano	NA	Low	0	0	0	2022	NA	NA	NA	NA
201312	Angeles Auto Body Repair	Oakland	Alameda	NA	Low	0	0	0	2022	NA	NA	NA	NA
107261	National Gas San Jose	San Jose	Santa Clara	NA	Low	0	0	0	2022	NA	NA	NA	NA
107880	City of Oakland-Garden Center	Oakland	Alameda	NA	Low	0	0	0	2022	NA	NA	NA	NA
109916	Tomales Bay St	Inverness	Marin	NA	Low	0	0	0	2022	NA	NA	NA	NA
111468	Hiddenbrook	Vallejo	Solano	NA	Low	0	0	0	2022	NA	NA	NA	NA



BAY AREA
AIR QUALITY
MANAGEMENT
DISTRICT

AGENDA: 17

Toxic Air Contaminant Control Programs Annual Report - 2024

**Board of Directors
October 2, 2024**

**Carol Allen
Manager, Engineering
callen@baaqmd.gov**



Presentation Outcome

- Public Hearing to discuss the content and significance of:
 - Air District's Toxic Air Contaminant (TAC) Control Programs Annual Report – 2024, which includes:
 - Air District's Annual Report required by Assembly Bill (AB) 2588 Air Toxic Hot Spots (ATHS) Program

Presentation Requested Action

- None; the Board of Directors will hold a public hearing to receive testimony, but no action is required at this time

Presentation Outline

- Background on Annual Report
- Air District's Major Toxic Control Programs
- Program Highlights
- Next Steps

Background on Annual Report

- **Public has Raised Concerns About Toxic Emissions Information and Potential Health Impacts**
 - Timeliness of Annual Reports required for the AB 2588 Air Toxic Hot Spots Program
 - Accessibility of Toxic Emission Inventory Data for Permitted Facilities
 - Pace of Health Risk Assessments and Risk Reductions for Existing Facilities Under Regulation 11, Rule 18

Background on Annual Report (cont.)

- **Air District Responses to Public Concerns**

- December 2023 – Published Facility Air Toxic Rankings and Explanation of Facility Assessment Priorities
- April 2024 – Posted Facility Toxic Inventories for Data Collection Years 2020, 2021, and 2022
- April 2024 – Updated Regulation 11, Rule 18 Implementation Procedures through a Public Process
- September 2024 – Introduced new Toxic Inventory Mapping Tool

Background on Annual Report (cont.)

- **Toxic Air Contaminant (TAC) Control Program Annual Report**
 - Includes Elements Required for AB 2588 Air Toxics Hot Spots Program Annual Reports [CA Health & Safety (H&S) Code 44363]
 - Consolidates and Updates the Description of Air District TAC Control Programs
 - Improves Accessibility to Information about Toxic Emissions, Health Risk Assessments (HRAs), and Risk Reduction Measures

Air District TAC Control Programs

- **Goals:**

- **Identify and Reduce Health Impacts from Air Pollution**

- In local areas, or “hot spots” with unhealthy risk levels
- From source categories with a potential to cause elevated health risks
- From new projects to prevent new elevated health risks
- To address community toxic concerns and disparate impacts

Air District TAC Control Programs (cont.)

- **Stationary Source Programs:**

- **Air Toxics New Source Review (NSR)** – Preconstruction review for new or modified sources that emit TACs
- **Facility Risk Reduction** – Identification, assessment and reduction of health risks from existing facilities
- **TAC Control Measures** – Control regulations for source categories that emit TACs
- **TAC Emissions Inventory** – Identification and reporting of TAC emissions from permitted facilities

- **Air Pollution Programs:**

- **Air Toxics Ambient Air Monitoring** – Identification and assessment of TAC concentrations in ambient air
- **Community Health Protection** – Reduction of air quality disparities and improvement of community health in vulnerable communities

Facility Risk Reduction Programs

AB 2588 Air Toxic Hot Spots

- Requires districts set risk management thresholds
- Requires facilities report toxic emissions to districts
- Requires public notification and risk reduction if facility health risks exceed thresholds
- Requires Annual Reports

Regulation 11, Rule 18

- Air District set more stringent risk management thresholds
- Air District improves facility toxic emissions factors
- Requires public comment periods on HRAs and risk reduction plans and may require best available retrofit controls (TBARCT) on significant risk sources

Stationary Source TAC Control Programs

Risk Management Thresholds and Actions

Program	Cancer Risk (in a million)	Non-Cancer (hazard index)	Actions
Toxic NSR Source Risk	1.0	0.2	Best Available Control Technology for Toxics (TBACT) – Applies to New or Modified Sources
Rule 11-18 Source Risk	1.0	0.2	Best Available Retrofit Control Technology for Toxics (TBARCT) – May Apply to Existing Sources at Subject Facilities
Toxics NSR Project Risk	6 (OBC), 10 (non-OBC)	1.0	Project Risk Limits – Public Noticing for Projects in Overburdened Communities (OBC) that Require Risk Assessments & Deny Permit if Project Risk Exceeds Thresholds
Rule 11-18 Facility Risk	10	1.0	Risk Reduction Plan – Must Either Reduce Risk Below Thresholds or Install TBARCT
ATHS Facility Risk	10	1.0	Public Notification – Letters to Households & 1 Public Meeting
ATHS Facility Risk	100	10	Public Notification – Longer Letters to High-Risk Households, Regular Public Meetings & Mandatory Risk Reduction

Facility HRA Progress

	Phase I	Phase II	Phase III	HRA Not Required
Facility Size	Very Large	Medium and Large	Emergency Engines and Gasoline Stations	Small
Facility Rank	High	High and Select Intermediate	High	Intermediate and Low
Total Facility Count	33	293	559	8931
AB2588 / Toxic NSR HRAs (before 2018) *	17	118	211	186
AB2588 / Toxic NSR HRAs (2018 to present) *	0	1	135	85
AB2588 / Rule 11-18 – HRA Work In Progress	30	0	1	NA
AB2588 / Rule 11-18 – Future HRA Work	3	292	423	NA

* Public notification and risk reductions are not required for any sites, at this time. These risk actions may be required in the future based on In Progress and Future HRA Work being conducted for Regulation 11, Rule 18 or AB2588 AHS Program.

Highlights of Work In Progress at AB 617 Communities

- West Oakland
 - 5-year Review of Community Action Plan
 - Facility-wide HRA for Radius Recycling (formerly Schnitzer Steel)
 - Working with DTSC on Air Monitoring Study at Radius Recycling
- Richmond-N. Richmond-San Pablo
 - Implementation of Path to Clean Air
 - Facility-wide HRA for Chevron Refinery
- East Oakland & Bay View Hunters Point-SE San Francisco
 - Development of Community Emission Reduction Plans

Highlights of Other Work In Progress

- Toxic Inventory Mapping Tool
 - Video Instructions
- Future Amendments to Regulation 11, Rule 18
 - Increase Pace of HRAs and Risk Reductions
- White Paper for Metal Shredding and Recycling Facilities
 - Reduce Fires and Fugitive Emissions – Co-Benefits are Toxic Exposure Reductions
- Development of Health-Based PM_{2.5} Evaluation Methods
 - Reduce Health Risks due to Undifferentiated Fine Particulate Matter (PM_{2.5})
- Incorporation of Environmental Justice and Civil Rights Considerations in Permitting Actions

Toxic Inventory Mapping Tool

Toxic Pollutant Emissions
Year 2022

Toxic Pollutant Emissions
Year 2022

Facility ID	Facility Name	Priority Name	Registration State	Pollutant	Emission (lb/yr)
20403	Aransas Valley Road LLC	High (PS 1-101)	221 TX	1,1,1-Trichloroethane (with-Dioxin)	8.2E+000
				Benzene	6.2E+000
				Carbon tetrachloride	5.4E+000
				Chloroform	3.8E+000
				1,1-Dichloroethane	2.7E+000
				1,1-Dichloroethene	2.2E+000
				1,1,1,2-Tetrachloroethane	1.1E+000
				Hexane	8.1E+000
				Methylene chloride	6.8E+000
				1,1-Dichloroethane	5.8E+000
				Toluene	3.8E+000
				1,1-Dichloroethane	2.8E+000
				Vinyl chloride	2.8E+000
				1,1-Dichloroethane	1.1E+000
				Xylene	7.0E+000

<https://www.youtube.com/watch?v=tyd911NyHCo>

Conclusions

- Air District has been implementing toxic control programs for 37 years
- These programs have reduced public exposures to air toxics both regionally and locally
- The Air District's toxic programs are cross-divisional and include efforts from nearly every department
- Reducing the public's exposure to toxics air pollution in vulnerable communities is a major focus from the Air District's 2024-2029 Strategic Plan with goals aimed at
 - reducing disparate impacts due to air pollution,
 - increasing accessibility of toxic emissions and health risk information,
 - improving transparency for Air District decisions,
 - considering Environmental Justice and Civil Rights in programs and actions

Questions or Feedback?

BAY AREA AIR QUALITY MANAGEMENT DISTRICT

Memorandum

To: Chairperson Davina Hurt and Members
of the Board of Directors

From: Philip M. Fine
Executive Officer/APCO

Date: October 2, 2024

Re: Consideration of Special Session Legislation

RECOMMENDED ACTION

Staff do not have any recommended positions on any proposed legislation introduced during this Special Session of the Legislature (Special Session), but the Board of Directors may decide to take a position on one or more items based on discussion and deliberation at the meeting.

BACKGROUND

The Legislature adjourned for their final recess of the 2023-2024 Legislative Session on August 31, 2024. However, that same day, the Governor called for a Special Session “to address the pernicious problem of gasoline price spikes at the pump — and save Californians hundreds of millions of dollars annually,” per the Governor’s press release. This Special Session is the Second Extraordinary Session of the 2023-2024 Legislative Session.

On September 3, 2024, Governor Newsom and Assembly Speaker Robert Rivas announced Special Session legislation, in the form of *ABX2-1 (Hart and Aguiar-Curry) – Energy: transportation fuels: inventories: turnaround and maintenance*. As of this writing, eight additional bills have been introduced by other Assemblymembers since September 3, 2024.

The Assembly Petroleum and Gasoline Supply Committee was created for this 2023-24 Special Session of the Legislature to address gas price spikes.

While the Assembly started taking action since the Governor called for a special session, the Senate President pro Tempore Mike McGuire had previously issued a statement on August 31, 2024, that the Senate would not be convening a Special Session this fall. As of this writing, the Senate still has not scheduled to convene, and without the Senate convening a Special Session, no legislation may be passed.

Staff will provide the Board of Directors with a verbal update of any changes to the information provided in the memorandum.

Assembly Special Session Schedule:

September 18, 2024	Assembly Petroleum and Gasoline Supply Committee Informational Hearing: California’s Petroleum Economy: The Present Market and the Future Fuels Transition Plan
September 19, 2024	Assembly Petroleum and Gasoline Supply Committee Informational Hearing: A Seller’s Market: Supply Constraints of Californian Petroleum Fuels and Potential Solutions to Create Market Liquidity
September 25, 2024	Assembly Rules Committee
September 26, 2024	Assembly Petroleum and Gasoline Supply Committee ABX2-1 (Hart) - Energy: transportation fuels: inventories: turnaround and maintenance. ABX2-3 (Gallagher) - Transportation fuels: gasoline specifications. ABX2-9 (Petrie-Norris) - Transportation fuels: specifications: production enhancement strategies. (Urgency)
October 1, 2024	Assembly Floor Session

DISCUSSION

The Board of Directors will discuss the Special Session, called by the Governor on August 31, 2024, to address California’s gasoline supply and price spikes. As of this writing, staff do not have any recommended positions on any proposed legislation introduced during this Special Session of the Legislature, but the Board of Directors may decide to take a position on one or more items based on discussion and deliberation at the meeting.

Listed below are the Special Session Assembly bills that have been introduced since the Governor called for a Special Session on August 31, 2024:

ABX2-1 (Hart and Aguiar-Curry) - Energy: transportation fuels: inventories: turnaround and maintenance.

CapitolTrack Summary: Current law, beginning on June 26, 2023, establishes the Independent Consumer Fuels Advisory Committee within the State Energy Resources Conservation and Development Commission (Energy Commission) to advise the Energy Commission and the Division of Petroleum Market Oversight, as provided. This bill would repeal the Independent Consumer Fuels Advisory Committee and would instead establish a 6-member Expert Advisory Committee to advise the Energy Commission and division, as provided. The bill would require 4 of the members of the committee to be appointed by the Governor, one member to be appointed by the Speaker of the Assembly, and one member to be appointed by the Senate Rules Committee. The bill would, among other things, require all members of the committee to either hold an academic appointment in, or demonstrate expertise of, economics or business operations of the transportation fuels market, and would prohibit all members of the committee from having been employed by, contracted with, or received direct compensation from, a company that

produces, refines, distributes, trades in, markets, or sells any petroleum product in the preceding 12 months. (Based on 09/03/2024 text)

Status: Introduced on September 3, 2024. Scheduled for a hearing in the Assembly Petroleum and Gasoline Supply Committee on September 26, 2024.

Staff Recommendation: None

ABX2-2 (Lackey) – Motor Vehicle Fuel Tax Law: suspension of tax.

CapitolTrack Summary: The Motor Vehicle Fuel Tax Law imposes a tax upon each gallon of motor vehicle fuel removed from a refinery or terminal rack in this state, entered into this state, or sold in this state, at a specified rate per gallon. Current unfair competition laws establish a statutory cause of action for unfair competition, including any unlawful, unfair, or fraudulent business act or practice and unfair, deceptive, untrue, or misleading advertising and acts prohibited by false advertisement laws. This bill would suspend the imposition of the tax on motor vehicle fuels for one year. The bill would require that all savings realized based on the suspension of the motor vehicle fuels tax by a person other than an end consumer, as defined, be passed on to the end consumer, and would make the violation of this requirement an unfair business practice, in violation of unfair competition laws, as provided. The bill would require a seller of motor vehicle fuels to provide a receipt to a purchaser that indicates the amount of tax that would have otherwise applied to the transaction. This bill would also direct the Controller to transfer a specified amount from the General Fund to the Motor Vehicle Fuel Account in the Transportation Tax Fund. (Based on 09/04/2024 text)

Status: Introduced on September 4, 2024.

Staff Recommendation: None

ABX2-3 (Gallagher) – Transportation fuels: gasoline specifications.

CapitolTrack Summary: The California Global Warming Solutions Act of 2006 requires the State Air Resources Board to approve a statewide greenhouse gas emissions limit equivalent to the statewide greenhouse gas emissions level in 1990 and to ensure the statewide greenhouse gas emissions are reduced to at least 40% below the statewide greenhouse gas emissions limit by 2030. The act authorizes the state board to include the use of market-based compliance mechanisms in its regulation of greenhouse gas emissions. This bill would specify that transportation fuels are not subject to regulations implementing a market-based compliance mechanism for greenhouse gas emissions. (Based on 09/11/2024 text)

Status: Introduced on September 11, 2024. Scheduled for a hearing in the Assembly Petroleum and Gasoline Supply Committee on September 26, 2024.

Staff Recommendation: None

ABX2-4 (Patterson, Joe) – Low carbon fuel standards: regulations.

CapitolTrack Summary: The California Global Warming Solutions Act of 2006 requires the State Air Resources Board to adopt rules and regulations to achieve the maximum

technologically feasible and cost-effective greenhouse gas emissions reductions to ensure that the statewide greenhouse gas emissions are reduced to at least 40% below the statewide greenhouse gas emissions limit, as defined, no later than December 31, 2030. Pursuant to the act, the state board has adopted the Low-Carbon Low Carbon Fuel Standard regulations. This bill would prohibit the state board from amending the Low-Carbon Low Carbon Fuel Standard regulations prior to January 1, 2026. (Based on 09/11/2024 text)

Status: Introduced on September 11, 2024.

Staff Recommendation: None

ABX2-5 (Lackey) – Greenhouse Gas Reduction Fund: high-speed rail expenditures: gasoline rebates.

CapitolTrack Summary: The California Global Warming Solutions Act of 2006 designates the State Air Resources Board as the state agency charged with monitoring and regulating sources of emissions of greenhouse gases. The act authorizes the state board to include in its regulation of those emissions the use of market-based compliance mechanisms. Current law requires all moneys, except for fines and penalties, collected by the state board from the auction or sale of allowances as part of a market-based compliance mechanism to be deposited in the Greenhouse Gas Reduction Fund. Current law continuously appropriates 25% of the annual proceeds of the fund to the High-Speed Rail Authority for certain purposes. This bill would require the Controller to transfer the sum of \$3,000,000,000, from the unencumbered moneys appropriated to the authority before January 1, 2025, from the Greenhouse Gas Reduction Fund to the General Fund. The bill would specify that the transferred moneys, upon appropriation, are available to provide the owner of every gasoline-powered passenger vehicle, as defined, registered in the state with a \$100 rebate to offset California’s high gasoline prices. (Based on 09/11/2024 text)

Status: Introduced on September 11, 2024.

Staff Recommendation: None

ABX2-6 (Lackey) – California Environmental Quality Act: expedited judicial review: petroleum storage projects.

CapitolTrack Summary: The California Environmental Quality Act (CEQA) requires a lead agency to prepare a mitigated negative declaration for a project that may have a significant effect on the environment if revisions in the project would avoid or mitigate that effect and there is no substantial evidence that the project, as revised, would have a significant effect on the environment. CEQA authorizes the Governor to certify certain projects, including energy infrastructure projects, as defined, that meet specified requirements, including a requirement that the applicant agrees to pay the costs of preparing the record of proceedings for the project concurrent with review and consideration of the project, as specified, for streamlining benefits related to CEQA, such as the requirement that judicial actions challenging the certification of an EIR and the granting of approval by a lead agency for certified projects, including any potential appeals to the court of appeal or the Supreme Court, be resolved, to the extent feasible, within 270 days after the filing of the certified record of proceedings with the court. CEQA provides that the certification is no longer valid if the lead agency fails to approve the certified project

before January 1, 2033. This bill would revise the definition of “energy infrastructure projects” to include projects that increase the storage of petroleum products at a refinery meeting certain requirements. Because the bill would impose additional duties on lead agencies in conducting the environmental review of petroleum storage projects that are certified by the Governor, including the concurrent preparation of the record of proceedings, this bill would impose a state-mandated local program. (Based on 09/11/2024 text)

Status: Introduced on September 11, 2024.

Staff Recommendation: None

ABX2-7 (Dixon) – Energy: gasoline pricing.

CapitolTrack Summary: The Petroleum Industry Information Reporting Act of 1980 requires operators of refineries in the state that produce gasoline meeting California specifications, within 30 days of the end of each calendar month, to submit a report to the State Energy Resources Conservation and Development Commission that contains certain information regarding its refining activities related to the production of gasoline that month. Current law requires the commission to post, among other things, the reported data, in aggregate, on its internet website within 45 calendar days of the end of each calendar month. This bill would additionally require the commission to post, and regularly update, a dashboard on its internet website that includes the difference in average gasoline prices in California compared to national average gasoline prices, California-specific taxes, fees, regulations, and policies that directly or indirectly contribute to higher gasoline prices within the state and their individual contribution to the difference in average gasoline prices, and any substantiated evidence of price gouging or other anticompetitive behavior within the petroleum industry and its contribution to the difference in average gasoline prices, as specified. (Based on 09/11/2024 text)

Status: Introduced on September 11, 2024

Staff Recommendation: None

ABX2-8 (Gipson) – Air pollution: tanker vessels: at-berth requirements: delay.

CapitolTrack Summary: The State Air Resources Board has adopted the Control Measure for Ocean-Going Vessels At Berth regulation to reduce air polluting emissions from ocean-going vessels while docked at berth at California ports. Under that regulation, operators of tanker vessels using auxiliary engines or auxiliary boilers are required to comply with specified requirements to reduce emissions from those vessels through the use of an approved emissions control strategy beginning on January 1, 2025, if visiting the ports of Los Angeles or Long Beach and January 1, 2027, if visiting any other port in the state. This bill would delay the state board’s ability to enforce those requirements with respect to tanker vessels carrying petroleum crude or petroleum products until January 1, 2027, for those vessels visiting the ports of Los Angeles or Long Beach and January 1, 2029, for those vessels visiting any other port in the state. (Based on 09/16/2024 text)

Status: Introduced on September 16, 2024.

Staff Recommendation: None

ABX2-9 (Petrie-Norris) – Transportation fuels: specifications: production enhancement strategies.

CapitolTrack Summary: Current law authorizes the State Air Resources Board to adopt and implement motor vehicle fuel specifications for the control of air contaminants and sources of air pollution. Current law prohibits the state board from adopting any regulation that establishes a specification for motor vehicle fuel unless that regulation, and a multimedia evaluation conducted by affected agencies and coordinated by the state board, are reviewed by the California Environmental Policy Council. This bill would require the state board to ensure that the multimedia evaluation of gasoline containing up to 15% ethanol by volume conducted pursuant to those provisions is completed, and ready for review by the council, on or before July 1, 2025. This bill contains other related provisions and other existing laws. (Based on 09/24/2024 text)

Status: Introduced on September 24, 2024. Scheduled for a hearing in the Assembly Petroleum and Gasoline Supply Committee on September 26, 2024.

Staff Recommendation: None

BUDGET CONSIDERATION/FINANCIAL IMPACT

None.

Respectfully submitted,

Philip M. Fine
Executive Officer/APCO

Prepared by: Alan Abbs
Reviewed by: Viet Tran

ATTACHMENTS:

1. Governor Newsom - Special Session Proclamation - August 31, 2024
2. Senate Leader Mike McGuire Issues Statement on Governor's Call for Special Session - August 31, 2024
3. ABX2-1 (Hart and Aguiar-Curry) - Bill Text - As Introduced on September 3, 2024
4. ABX2-3 (Gallagher) - Bill Text - As Introduced on September 11, 2024
5. ABX2-9 (Petrie-Norris) - Bill Text - As Introduced on September 24, 2024
6. Consideration of Special Session Legislation Presentation

EXECUTIVE DEPARTMENT
STATE OF CALIFORNIA

A PROCLAMATION

BY THE GOVERNOR OF THE STATE OF CALIFORNIA

WHEREAS in September and October of 2022 and 2023, gasoline refiners and retailers in California drastically raised the prices that Californians pay at the pump, despite state taxes and fees remaining unchanged at the time, leading to record oil company profits; and

WHEREAS in response to the fall 2022 price spike, I convened an extraordinary session of the Legislature to target price gouging by oil companies; and

WHEREAS in March 2023, the Legislature passed and I signed into law Senate Bill 2 ("SBx1-2," Chapter 1, Statutes of 2023-2024 First Extraordinary Session), a first-in-the-nation law that authorized a maximum refining margin to keep fuel refiner profits in check, brought transparency to California's oil industry, and created the Division of Petroleum Market Oversight, an independent watchdog agency to oversee and investigate the industry; and

WHEREAS in September 2023, the Division of Petroleum Market Oversight reported an unusual transaction on the gasoline spot market and observed that refinery maintenance issues contributed to an increase in gas prices, noting that "refiners did not maintain adequate levels of inventory of refined gasoline and blendstocks or import additional supplies to sufficiently backfill production shortfalls or to protect against the impact of unplanned maintenance or potential spot market distortion"; and

WHEREAS in January 2024, the Division of Petroleum Market Oversight recommended that California impose minimum inventory and resupply requirements for refiners to prevent those types of supply disruptions, which produce price spikes for consumers and profit spikes for the industry; and

WHEREAS in August 2024, using data newly gathered under the transparency requirements of SBx1-2, the California Energy Commission and Division of Petroleum Market Oversight reported that the 2023 price spike resulting from refineries going offline for maintenance, without a plan for backfilling supply, cost Californians at least \$650 million and up to \$2 billion in elevated prices that lasted approximately three months; and

WHEREAS the California Energy Commission and Division of Petroleum Market Oversight also reported that a requirement for refiners to responsibly plan ahead for resupply before going offline for planned maintenance, and to keep minimum inventories to maintain supply during unplanned maintenance, could save Californians hundreds of millions of dollars in fuel costs by helping prevent price spikes in the future, leading to more stable, predictable, and affordable prices at the pump; and

WHEREAS the California Energy Commission and Division of Petroleum Market Oversight calculated that for 63 days in 2023, refiners allowed total statewide inventory (including both storage and product throughout the distribution chain) to drop under 15 days of gasoline supply—the level below which price spikes become increasingly likely—driving last year's price spike; and

WHEREAS the new oil and gas accountability tools provided by SBx1-2 have helped mitigate price spikes in 2024, with prices significantly lower than at this time in 2022 and 2023, and as a result, Californians have spent an estimated \$728 million less on gasoline this summer than at the same time last year; and

WHEREAS notwithstanding that improvement, California remains vulnerable to potential supply shocks and price spikes from even a single major refinery going offline for maintenance, and there is still significant risk that prices could spike in the coming months, especially if supplies are allowed to run low during refinery maintenance; and

WHEREAS in the 2023-2024 Legislative Session, the Legislature has introduced but not yet enacted Senate Bill 950, which would adopt the expert agencies' recommendations by authorizing the California Energy Commission to impose enforceable resupply and minimum inventory requirements on refiners; and

WHEREAS inaction would leave the State vulnerable for an additional year, even though the data the expert agencies uncovered and analyzed using SBx1-2 tools is clear, and the policy solutions to stop this annual cycle of price spikes are evident; and

WHEREAS these extraordinary circumstances require the Legislature of the State of California to be convened in a special session.


NOW, THEREFORE, I, GAVIN NEWSOM, Governor of the State of California, in accordance with Section 3(b) of Article IV of the California Constitution, hereby convene the Legislature of the State of California to assemble in extraordinary session in Sacramento, California, on the 31st day of August 2024, at a time to be determined, for the following purposes:

To consider and act upon legislation necessary to:

- a. Authorize the California Energy Commission to adopt regulations that would require California refiners of transportation fuels to demonstrate resupply plans and arrangements that are adequate to address losses in production from refinery maintenance before planned maintenance may be scheduled and permitted, while also accounting for protecting the health and safety of refinery employees and the public.
- b. Authorize the California Energy Commission to impose minimum inventory requirements on refiners to keep transportation fuel supply stable.
- c. Make other necessary changes to reaffirm and strengthen the authority of the California Energy Commission and the Division of Petroleum Market Oversight to implement the provisions of SBx1-2, including by modifying the advisory committee that informs those agencies' action.
- d. Make conforming changes to existing law consistent with paragraphs (a), (b), and (c).

I FURTHER DIRECT that as soon as hereafter possible, this Proclamation be filed in the Office of the Secretary of State and that widespread publicity and notice be given of this Proclamation.

IN WITNESS WHEREOF I have hereunto set my hand and caused the Great Seal of the State of California to be affixed this 31st day of August 2024.



GAVIN NEWSOM
Governor of California

ATTEST:

SHIRLEY N. WEBER, PH. D
Secretary of State

PRESS RELEASE

Senate Leader Mike McGuire Issues Statement On Governor's Call For Special Session

AUGUST 31, 2024

SACRAMENTO – Senate President pro Tempore Mike McGuire (D-North Coast) released the following statement regarding Governor Newsom's call for a special session:

"We have all been working on this California Made and Clean Energy Package for months, and some of these proposals have been in discussions for the better part of a year. The Senate always had the votes and was ready to get these important measures across the finish line this legislative year and deliver the relief Californians need at the pump and on their electricity bills. We won't be convening a special session this fall, but we look forward to continuing conversations with the Governor and Speaker about this critical issue in the days and weeks to come."

###

Mike McGuire is President pro Tempore of the California Senate. He represents the North Coast of California, which stretches from the Golden Gate Bridge to the Oregon border, including Del Norte, Trinity, Humboldt, Lake, Mendocino, Sonoma, and Marin counties. Website of Senate Leader McGuire: <https://sd02.senate.ca.gov/>

[En Español](#)

ASSEMBLY BILL

No. 1

**Introduced by Assembly Members Hart and Aguiar-Curry
(Principal coauthors: Assembly Members Addis, Bennett, Bryan,
Jackson, Kalra, Lee, and Wood)**

September 3, 2024

An act to amend Sections 25354.2, 25367, 25371, and 25372.2 of, to add Sections 25354.4 and 25354.6 to, and to repeal and add Section 25373 of, the Public Resources Code, relating to energy.

LEGISLATIVE COUNSEL'S DIGEST

AB 1, as introduced, Hart. Energy: transportation fuels: inventories: turnaround and maintenance.

Existing law, beginning on June 26, 2023, establishes the Independent Consumer Fuels Advisory Committee within the State Energy Resources Conservation and Development Commission (Energy Commission) to advise the Energy Commission and the Division of Petroleum Market Oversight, as provided. Existing law prescribes the composition of the 8-member committee, including 6 specified members appointed by the Governor, one member appointed by the Speaker of the Assembly, and one member appointed by the Senate Rules Committee.

This bill would repeal the Independent Consumer Fuels Advisory Committee and would instead establish a 6-member Expert Advisory Committee to advise the Energy Commission and division, as provided. The bill would require 4 of the members of the committee to be appointed by the Governor, one member to be appointed by the Speaker of the Assembly, and one member to be appointed by the Senate Rules Committee. The bill would, among other things, require all members of the committee to either hold an academic appointment in, or

demonstrate expertise of, economics or business operations of the transportation fuels market, and would prohibit all members of the committee from having been employed by, contracted with, or received direct compensation from, a company that produces, refines, distributes, trades in, markets, or sells any petroleum product in the preceding 12 months.

Existing law requires the Energy Commission, in consultation with the Labor and Workforce Development Agency and labor and industry stakeholders, to consider ways to manage necessary refinery turnarounds and maintenance that would protect the health and safety of employees and the public, and minimize the impacts of maintenance-related production losses on fuel prices. Existing law authorizes the commission, by regulation, to impose requirements governing the timing of turnaround and maintenance.

This bill would expressly authorize those regulations to include criteria that are required to be met before a refinery commences a turnaround or maintenance event, as provided.

This bill would require the Energy Commission, in consultation with the Expert Advisory Committee, to consider the effects of refiners' inventories of fuel and feedstocks and blending components on the price of transportation fuels in California. The bill would authorize the Energy Commission, by regulation, to develop and impose requirements for refiners operating in the state to maintain minimum levels of inventories of refined transportation fuels meeting California specifications, including any feedstocks and blending components, as specified.

This bill would impose an administrative civil penalty on a refiner or person who fails to comply with regulations adopted pursuant to the above-described authority and would authorize the Energy Commission to seek any form of injunctive or remedial relief to enforce compliance with those regulations, as provided.

Existing law requires the Energy Commission, on or before January 1, 2024, and every 3 years thereafter, to submit an assessment to the Governor and the Legislature that, among other things, identifies methods to ensure a reliable supply of affordable and safe transportation fuels in California, as provided.

This bill, beginning with the first assessment submitted after the effective date of the bill, would require that the assessment also include both an evaluation of California's future petroleum product import needs and identified steps that can be taken to ensure that marine infrastructure and port facilities will be adequate to accommodate the

efficient movement of petroleum products, and an evaluation of the effects on supplies of transportation fuels of state regulations that the Energy Commission identifies may be causing supply constraints, or for which the Energy Commission believes alternative compliance pathways should be considered by state agencies to mitigate potential impacts on supply.

Vote: majority. Appropriation: no. Fiscal committee: yes.
State-mandated local program: no.

The people of the State of California do enact as follows:

1 SECTION 1. Section 25354.2 of the Public Resources Code
 2 is amended to read:
 3 25354.2. The commission, in consultation with the Labor and
 4 Workforce Development Agency and labor and industry
 5 stakeholders, shall consider ways to manage necessary refinery
 6 turnarounds and maintenance that would protect the health and
 7 safety of employees and the public, and minimize the impact of
 8 maintenance-related production losses on fuel prices. The
 9 commission may, by regulation, impose requirements governing
 10 the timing of turnaround and maintenance developed through
 11 consultations under this ~~section~~. *section, including, but not limited*
 12 *to, criteria that are required to be met before a refinery commences*
 13 *a turnaround or maintenance event, such as demonstrating to the*
 14 *satisfaction of the executive director of the commission, through*
 15 *a report required by subdivision (m) of Section 25354, that the*
 16 *refiner has made resupply plans or other arrangements sufficient*
 17 *to ensure that the loss of production during the turnaround or*
 18 *maintenance event does not adversely affect the California*
 19 *transportation fuels market.*
 20 SEC. 2. Section 25354.4 is added to the Public Resources Code,
 21 to read:
 22 25354.4. (a) The commission, in consultation with the Expert
 23 Advisory Committee established pursuant to Section 25373, shall
 24 consider the effects of refiners’ inventories of fuel and feedstocks
 25 and blending components on the price of transportation fuels in
 26 California. The commission may, by regulation, develop and
 27 impose requirements for refiners operating in the state to maintain
 28 minimum levels of inventories of refined transportation fuels

1 meeting California specifications, including any feedstocks and
2 blending components for those fuels.

3 (b) Regulations adopted under this section may provide for, but
4 are not limited to, any of the following:

5 (1) A process for establishing minimum inventory levels
6 specified for each refiner and for each fuel or blending component
7 type.

8 (2) The locations of inventory storage and additional
9 storage-based considerations.

10 (3) A process for adjusting minimum inventory requirements
11 based on region, season, and changes in regional or statewide
12 supply and demand for refined transportation fuels meeting
13 California specifications.

14 (4) Conditions under which a refiner would be permitted or
15 required to draw down its inventories below an established level
16 and requirements for the rebuilding of those drawn-down
17 inventories.

18 (c) Notwithstanding subdivision (a), the commission shall not
19 adopt a regulation pursuant to this section unless it finds that the
20 likely benefits to consumers from avoiding price volatility outweigh
21 the potential costs to consumers. In making that determination,
22 the commission shall consider all of the following factors, but no
23 single factor shall be determinative:

24 (1) Whether it is likely that the minimum levels of inventories
25 of refined transportation fuels will lead to greater supply in the
26 California transportation fuels market than would exist without
27 the minimum levels of inventories.

28 (2) Whether it is likely that the minimum levels of inventories
29 of refined transportation fuels will lead to lower average retail
30 prices on an annual basis than would exist without the minimum
31 levels of inventories, and whether it is likely that the minimum
32 levels of inventories will reduce the severity of retail price
33 volatility.

34 (3) Whether easing of supply chain inefficiencies or constraints
35 would lead to greater supply in the California transportation fuels
36 market than requirements to establish minimum levels of
37 inventories of refined transportation fuels.

38 (4) Whether it is likely that supply gains achieved through the
39 adoption of the minimum levels of inventories of refined
40 transportation fuels will be offset by actions of market participants

1 not subject to these regulations and thereby have the effect of
2 reducing supply in the market.

3 (d) One year after the adoption of any regulation pursuant to
4 this section, and each year thereafter in which a regulation pursuant
5 to this section is in effect, the commission shall submit a report to
6 the Legislature, in accordance with Section 9795 of the
7 Government Code, that includes a reevaluation of the effectiveness
8 of that regulation, including whether the regulation continues to
9 meet the cost effectiveness test described in subdivision (c), and
10 shall provide an update on the factors identified in subdivision (c)
11 regarding the implemented regulation.

12 SEC. 3. Section 25354.6 is added to the Public Resources Code,
13 to read:

14 25354.6. (a) The commission shall notify a refiner or person
15 who fails to comply with the requirements of Section 25354.2 or
16 25354.4, or fails to comply with the regulations adopted under
17 those sections. If, within three days after being initially notified
18 of the failure to comply, the refiner or person continues or persists
19 in its noncompliance, the refiner or person shall be subject to an
20 administrative civil penalty of not less than one hundred thousand
21 dollars (\$100,000), and not more than one million dollars
22 (\$1,000,000), per day for each day that the noncompliance occurs
23 or persists.

24 (b) The executive director of the commission shall issue and
25 serve a complaint on the refiner or person, and the commission
26 shall hold a hearing, adopt a decision, and require payment of the
27 penalty in accordance with the procedures described in Section
28 25534.1, with the penalty to be assessed based on each day of
29 noncompliance following the third day after the initial notification
30 by the commission.

31 (c) Judicial review and enforcement of an order imposing an
32 administrative civil penalty under this section may be had in
33 accordance with the procedures described in Section 25534.2.

34 (d) The commission may seek any form of injunctive or remedial
35 relief from a court of competent jurisdiction to enforce compliance
36 with Sections 25354.2 and 25354.4, and regulations adopted under
37 those sections.

38 SEC. 4. Section 25367 of the Public Resources Code is
39 amended to read:

1 25367. (a) Except as otherwise provided, the adoption of, or
2 amendment to, regulations or orders implementing this chapter
3 shall be considered by the Office of Administrative Law as an
4 emergency, and necessary for the immediate preservation of the
5 public peace, health, safety, and general welfare. Notwithstanding
6 any other law, the emergency regulations or orders adopted to
7 implement this chapter shall remain in effect for two years.
8 Although the commission may adopt regulations to further define
9 terms or prescribe reporting procedures or calculation
10 methodologies pursuant to this chapter, or prescribe any other
11 method of implementing this chapter, the provisions of this chapter
12 are self-executing and shall not require any implementing
13 regulation to be effective.

14 (b) The commission may enter into contracts to implement this
15 chapter, and the contracts shall not require the review, consent, or
16 approval of the Department of General Services or any other state
17 department or agency and do not need to comply with requirements
18 under the State Contracting Manual or the Public Contract Code.

19 (c) (1) *Any regulation, guideline, other standard adopted, or*
20 *decision rendered, by the commission under this chapter is not a*
21 *“project” for purposes of the California Environmental Quality*
22 *Act (Division 13 (commencing with Section 21000)). However,*
23 *nothing in this section exempts any project undertaken pursuant*
24 *to a regulation, guideline, other standard adopted, or decision*
25 *rendered, pursuant to this chapter from the California*
26 *Environmental Quality Act.*

27 (2) *This subdivision is declarative of existing law and shall*
28 *apply to all regulations, guidelines, other standards adopted, or*
29 *decisions rendered, under this chapter whether before or after the*
30 *effective date of this subdivision.*

31 SEC. 5. Section 25371 of the Public Resources Code is
32 amended to read:

33 25371. (a) (1) Notwithstanding Section 10231.5 of the
34 Government Code, on or before January 1, 2024, and every three
35 years thereafter, the commission shall submit an assessment to the
36 Legislature, in accordance with Section 9795 of the Government
37 Code, and to the Governor that does all of the following:

38 (A) Identifies methods to ensure a reliable supply of affordable
39 and safe transportation fuels in California. The assessment shall
40 include estimates for the level of transportation fuels at the state

1 level, and, to the extent feasible, at regional and local levels, and
2 individual refineries if relevant, that should be held in reserve by
3 refiners to prevent gasoline price spikes. The assessment shall
4 consider all factors causing price fluctuation in retail gasoline
5 prices when recommending adequate reserve levels. The
6 commission shall consider all relevant evidence from any
7 reasonably available source, including, but not limited to,
8 information about imports, by amount, source, if known, and data
9 received by the commission pursuant to existing laws, economic
10 and business experts, and information from any local, state, and
11 federal agencies. The commission shall transmit to the Legislature,
12 in accordance with Section 9795 of the Government Code, any
13 proposals it deems appropriate for mandatory reserve levels and
14 the terms of a program to implement reserve levels.

15 (B) Evaluates the price of transportation fuels, including branded
16 and unbranded retail prices, alternate formulations of gasoline with
17 lower carbon impact, and other products suitable for production
18 from refineries in California. This evaluation shall consider the
19 market demand for these products at 3-, 7-, 10- and 20-year
20 intervals from the date of the assessment and shall rely on the most
21 recent transportation forecasting and assessment activities
22 conducted pursuant to Section 25304. This evaluation shall include
23 both of the following:

24 (i) An examination of whether branded fuel additives have any
25 impact, and if so, how much, on fuel efficiency and vehicle
26 emissions.

27 (ii) An assessment of the presence and availability of retail
28 outlets, including monitoring changes in availability of retail outlets
29 that contribute to increasing retail prices in local and regional areas.

30 (C) Considers different levels of supply conditions and assesses
31 the impact of potential refinery closures in California.

32 (D) Includes an analysis of the impacts on production of refinery
33 planned maintenance, unplanned maintenance, and turnaround.
34 The assessment shall evaluate ways to manage necessary
35 maintenance among the various facilities that would protect the
36 health and safety of employees and the public, and minimize the
37 impact of maintenance-related production losses. Notwithstanding
38 any other law, the Department of Industrial Relations and Division
39 of Occupational Safety and Health shall disclose to the commission,
40 upon request, any information the department and division have

1 received under Section 7872 of the Labor Code to ensure all aspects
2 of refinery safety are incorporated into the assessment. All
3 information designated confidential shall be treated as confidential
4 by the commission.

5 (E) Evaluates the utility and feasibility of alternative methods
6 to maintain adequate supplies of transportation fuels, including
7 delivery alternatives for fuel and components of refined fuel, such
8 as delivery by rail, a publicly maintained strategic fuel reserve,
9 and other solutions beyond the activities of refineries and petroleum
10 market participants.

11 (F) Proposes solutions to mitigate any impacts described in the
12 assessment. The solutions shall include an assessment of the
13 employment impacts and the cost and ~~cost-effectiveness~~ *cost*
14 *effectiveness* of any proposal, including cost impacts to all impacted
15 sectors, both public and private. The assessment shall include
16 recommendations and alternatives.

17 (G) *Beginning with the first assessment submitted after the*
18 *effective date of this subparagraph, evaluates California's future*
19 *petroleum product import needs and identifies steps that can be*
20 *taken to ensure that marine infrastructure and port facilities will*
21 *be adequate to accommodate the efficient movement of petroleum*
22 *products. In preparing the evaluation pursuant to this*
23 *subparagraph, the commission shall consult with the ports in*
24 *California at which petroleum and refined transportation fuels*
25 *are imported, tanker terminal operators in California ports, the*
26 *State Lands Commission, the California Coastal Commission, and*
27 *the San Francisco Bay Conservation and Development*
28 *Commission.*

29 (H) *Beginning with the first assessment submitted after the*
30 *effective date of this subparagraph, evaluates the effects on supplies*
31 *of transportation fuels of state regulations that the commission*
32 *identifies may be causing supply constraints, or for which the*
33 *commission believes alternative compliance pathways should be*
34 *considered by state agencies to mitigate potential impacts on*
35 *supply.*

36 (2) The first assessment shall include the evaluation of oil and
37 gas extraction and refining that the State Air Resources Board
38 outlined in the most recent update to the scoping plan prepared
39 pursuant to Section 38561 of the Health and Safety Code.

1 (b) The assessment shall be separate from the report submitted
 2 pursuant to Section 25302 and shall be developed in a public
 3 process. The assessment shall be available to the public within the
 4 proceeding docket and shall be approved by a vote of the
 5 commission at its business meeting.

6 (c) The commission may enter into contracts to perform the
 7 assessment required by subdivision (a) and the contracts shall not
 8 require the review, consent, or approval of the Department of
 9 General Services or any other state department or agency and do
 10 not need to comply with requirements under the State Contracting
 11 Manual or the Public Contract Code.

12 (d) The Division of Petroleum Market Oversight shall provide
 13 input to and otherwise support other divisions of the commission
 14 in preparation of the assessment required by subdivision (a).

15 (e) *The Expert Advisory Committee established pursuant to*
 16 *Section 25373 shall provide input to the commission in preparation*
 17 *of the assessment required by subdivision (a).*

18 SEC. 6. Section 25372.2 of the Public Resources Code is
 19 amended to read:

20 25372.2. (a) The division shall do all of the following:

21 (1) Provide independent oversight and analysis of the
 22 transportation fuels markets for the protection of consumers by
 23 identifying market design flaws, market power abuses, and any
 24 other manner by which market participants act to harm competition
 25 or act contrary to the best interests of consumers in the state.

26 (2) Provide guidance and recommendations to the commission
 27 relating to the development of the assessment required by Section
 28 25371 and the Transportation Fuels Transition Plan described in
 29 Section 25371.3.

30 (3) Provide guidance and recommendations to members of the
 31 commission, other divisions of the commission, and the California
 32 Department of Tax and Fee Administration relating to the reports
 33 described in Section 25355.7.

34 (4) Provide guidance and recommendations to the Governor,
 35 members of the commission, and other divisions of the
 36 ~~commissions~~ *commission* on any other issues related to
 37 transportation fuels pricing and transportation decarbonization in
 38 California.

39 (5) Report its findings and recommendations to improve market
 40 performance at least annually to the Legislature, in accordance

1 with Section 9795 of the Government Code, the Governor, the
 2 commission, the Attorney General, and the California Department
 3 of Tax and Fee Administration.

4 (b) (1) The division may subpoena witnesses, compel their
 5 attendance and testimony, administer oaths and affirmations, take
 6 evidence and require by subpoena the production of any books,
 7 papers, records, or other items material to the performance of the
 8 division’s duties or exercise of its powers, including, but not limited
 9 to, current and historical pricing and sales data and contracts with
 10 other petroleum industry participants.

11 (2) *With respect to the division, the director of the division is*
 12 *the “head of a department” for purposes of, and the division may*
 13 *undertake investigations in the manner described in, Article 2*
 14 *(commencing with Section 11180) of Chapter 2 of Part 1 of*
 15 *Division 3 of Title 2 of the Government Code.*

16 (c) The division may *confidentially* refer potential violations of
 17 law to the Attorney General ~~confidentially~~ at any time.

18 SEC. 7. Section 25373 of the Public Resources Code is
 19 repealed.

20 ~~25373. (a) The commission and division shall be advised by~~
 21 ~~the Independent Consumer Fuels Advisory Committee which is~~
 22 ~~hereby established within the commission. The committee shall~~
 23 ~~consist of the following members:~~

- 24 ~~(1) Six members appointed by the Governor as follows:~~
- 25 ~~(A) A member who holds an academic appointment and has~~
 26 ~~knowledge of economics or business operations of the~~
 27 ~~transportation fuels market.~~
- 28 ~~(B) A member representing the California petroleum fuels~~
 29 ~~industry.~~
- 30 ~~(C) A member representing consumers.~~
- 31 ~~(D) A member representing labor.~~
- 32 ~~(E) A member with expertise in community, environmental, or~~
 33 ~~environmental justice issues.~~
- 34 ~~(F) A member with expertise in antitrust law.~~

35 ~~(2) One member appointed by the Speaker of the Assembly.~~

36 ~~(3) One member appointed by the Senate Committee on Rules.~~

37 ~~(b) (1) Except for the member described in subparagraph (B)~~
 38 ~~of paragraph (1) of, or subparagraph (D) of paragraph (1) of,~~
 39 ~~subdivision (a), no member of the committee shall have been~~
 40 ~~employed by, contracted with, or received direct compensation~~

1 from, a company that produces, refines, distributes, trades in,
2 markets, or sells any petroleum product in the preceding 12 months.

3 (2) Except for the member described in subparagraph (B) of
4 paragraph (1) of, or subparagraph (D) of paragraph (1) of,
5 subdivision (a), before accepting appointment, members of the
6 committee shall agree, in writing, not to be employed by, contract
7 with, or receive direct compensation from companies described
8 in paragraph (1) for the 12 months following the completion of
9 their service on the committee.

10 (c) Each member of the committee shall receive a per diem of
11 one hundred dollars (\$100) for each day actually spent in the
12 discharge of official duties, and shall be reimbursed for traveling
13 and other expenses necessarily incurred in the performance of
14 official duties.

15 (d) The duties, organization, and schedule of meetings of the
16 Independent Consumer Fuels Advisory Committee shall be
17 prescribed by the commission. The commission may delegate the
18 authority under this subdivision to the executive director of the
19 commission.

20 (e) The Independent Consumer Fuels Advisory Committee shall
21 have access to aggregated or otherwise anonymized information
22 submitted to the commission or to the division necessary to fulfill
23 its duties under conditions as the commission determines necessary
24 to ensure that any public disclosure of the specific information
25 would not result in unfair competitive disadvantage to the person
26 supplying the information or adversely affect market competition.
27 The members of the committee shall also agree, in writing, to
28 maintain the confidentiality of all information received.

29 (f) The executive director of the commission shall ensure that
30 any confidential information shared with the members of the
31 Independent Consumer Fuels Advisory Committee is subject to a
32 nondisclosure agreement and is maintained in a way that protects
33 it from inadvertent disclosure.

34 SEC. 8. Section 25373 is added to the Public Resources Code,
35 to read:

36 25373. (a) (1) The commission and the division shall be
37 advised by an Expert Advisory Committee, which is hereby
38 established within the commission. The committee shall consist
39 of the following six members:

40 (A) Four members appointed by the Governor.

1 (B) One member appointed by the Speaker of the Assembly.

2 (C) One member appointed by the Senate Rules Committee.

3 (2) All members of the committee shall either hold an academic
4 appointment in, or demonstrate expertise of, economics or business
5 operations of the transportation fuels market. All members of the
6 committee shall serve at the pleasure of their appointing authority.

7 (b) (1) A member of the committee shall not have been
8 employed by, contracted with, or received direct compensation
9 from, a company that produces, refines, distributes, trades in,
10 markets, or sells any petroleum product in the preceding 12 months.

11 (2) Before accepting an appointment, each member of the
12 committee shall agree, in writing, not to be employed by, contract
13 with, or receive direct compensation from companies described
14 in paragraph (1) for the 12 months following the completion of
15 their service on the committee.

16 (c) Each member of the committee shall receive a per diem of
17 one hundred dollars (\$100) for each day actually spent in the
18 discharge of their official duties, and shall be reimbursed for
19 traveling and other expenses necessarily incurred in the
20 performance of their official duties.

21 (d) (1) The duties, organization, and schedule of meetings of
22 the Expert Advisory Committee shall be prescribed by the
23 commission. The commission may delegate the authority under
24 this subdivision to the executive director of the commission.

25 (2) At a minimum, the Expert Advisory Committee shall
26 evaluate all issues identified in paragraph (1) of subdivision (a) of
27 Section 25371.

28 (e) The Expert Advisory Committee shall have access to all
29 information submitted to the commission or to the division
30 necessary to fulfill its duties, and shall assist the division in data
31 analysis, by providing recommendations, and identification of
32 market behaviors. The members of the Expert Advisory Committee
33 shall agree, in writing, to maintain the confidentiality of all
34 information received.

35 (f) The executive director of the commission shall ensure that
36 any confidential information shared with the members of the Expert
37 Advisory Committee is maintained in a way that protects it from
38 inadvertent disclosure.

39 (g) Members of the Expert Advisory Committee shall provide
40 briefings and perspective to the Speaker of the Assembly, the

- 1 President pro Tempore of the Senate, and the chair of the relevant
- 2 policy committees of both houses of the Legislature, upon the
- 3 request of one of these designated members of the Legislature.

O

ASSEMBLY BILL

No. 3

**Introduced by Assembly Member Gallagher
(Coauthors: Assembly Members Alanis, Chen, Megan Dahle, Dixon,
Lackey, Jim Patterson, Joe Patterson, Sanchez, and Ta)**

September 11, 2024

An act to amend Section 43013.2 of, and to add Sections 38562.1 and 43830.5 to, the Health and Safety Code, relating to air pollution.

LEGISLATIVE COUNSEL'S DIGEST

AB 3, as introduced, Gallagher. Transportation fuels: gasoline specifications.

The California Global Warming Solutions Act of 2006 establishes the State Air Resources Board as the state agency responsible for monitoring and regulating sources emitting greenhouse gases. The act requires the state board to approve a statewide greenhouse gas emissions limit equivalent to the statewide greenhouse gas emissions level in 1990 and to ensure the statewide greenhouse gas emissions are reduced to at least 40% below the statewide greenhouse gas emissions limit by 2030. The act authorizes the state board to include the use of market-based compliance mechanisms in its regulation of greenhouse gas emissions.

This bill would specify that transportation fuels are not subject to regulations implementing a market-based compliance mechanism for greenhouse gas emissions.

Existing law authorizes the state board to adopt and implement motor vehicle fuel specifications for the control of air contaminants and sources of air pollution. Existing law authorizes the state board to grant variances from the gasoline specifications, as provided.

This bill would require the state board to grant variances from gasoline specifications, including for gasoline imported from outside the state, whenever a refinery outage or other supply interruption would result in substantial short-term price increases, as specified.

Existing law requires the state board to establish, by regulation, maximum standards for volatility of gasoline, as provided. Pursuant to these authorities, the state board has adopted the California Reformulated Gasoline regulations, which include regulations establishing the maximum Reid vapor pressure of gasoline for various regions of the state at specified time periods.

This bill would require the state board to waive the Reid vapor pressure requirement on summer-blend gasoline under the California Reformulated Gasoline regulations and to allow for the early transition to winter-blend gasoline if the state board determines that the gasoline market is experiencing a sudden and unusual increase in gasoline prices.

Vote: majority. Appropriation: no. Fiscal committee: yes.
State-mandated local program: no.

The people of the State of California do enact as follows:

1 SECTION 1. Section 38562.1 is added to the Health and Safety
2 Code, to read:

3 38562.1. Transportation fuels are not subject to regulations
4 implementing a market-based compliance mechanism adopted
5 pursuant to Section 38562 and Part 5 (commencing with Section
6 38570).

7 SEC. 2. Section 43013.2 of the Health and Safety Code is
8 amended to read:

9 43013.2. (a) (1) The Legislature finds and declares that
10 variances from the state board’s gasoline specifications may be
11 needed if gasoline producers cannot meet the specifications as
12 required due to circumstances beyond their reasonable control, *or*
13 *to prevent sudden increases in gasoline prices for California*
14 *consumers and businesses, and that the state board’s process for*
15 *granting variances from fuel specifications should be clarified.*

16 (2) It is the intent of the Legislature that the variance process
17 consider the impacts of granting the variance on all parties,
18 including the applicant, the public, the producers of complying
19 fuel, and upon air quality.

1 (b) The state board may grant variances from gasoline
2 specifications adopted by the state board pursuant to Sections
3 43013 and 43018. In granting a variance, the *state* board may
4 impose fees and conditions.

5 (c) The state board shall adopt regulations to implement this
6 section in accordance with Chapter 3.5 (commencing with Section
7 11340) of Part 1 of Division 3 of Title 2 of the Government Code.
8 The regulations shall establish guidelines for the consideration of
9 variances and the imposition of fees and conditions. Any fees or
10 conditions shall be imposed in a fair and equitable manner
11 consistent with the regulations. The regulations shall include
12 methods for estimating excess emissions and factors to be
13 considered in determining what is beyond the reasonable control
14 of the applicant. The regulations also shall establish a schedule of
15 fees to be paid by an applicant for a variance to cover the
16 reasonable and necessary costs to the state board in processing the
17 variance. The state board shall adopt initial regulations as
18 emergency regulations after conducting at least one public
19 workshop. The initial adoption of emergency regulations following
20 ~~the effective date of this section~~ *January 1, 1996*, shall be deemed
21 to be an emergency and necessary for the immediate preservation
22 of the public peace, health and safety, or general welfare.

23 (d) All variance fee revenues collected pursuant to this section
24 by the state board, except those fees paid by an applicant for a
25 variance to cover the reasonable and necessary costs to the state
26 board for processing the variance, shall be transmitted to the
27 Treasurer for deposit in the High Polluter Repair or Removal
28 Account created pursuant to subdivision (a) of Section 44091. All
29 money deposited in the account pursuant to this section shall be
30 available, upon appropriation by the Legislature, to implement a
31 program for accelerated retirement of light-duty vehicles to achieve
32 the emission reductions required by the M-1 Strategy of the 1994
33 State Implementation Plan.

34 (e) In considering whether to grant a variance, and with regard
35 to any fees and conditions that are imposed as part of the variance,
36 the state board shall take into account whether granting the variance
37 will place the applicant at a cost advantage over other persons,
38 including those persons who produce complying gasoline.

39 (f) Any determination of the state board, or the executive officer
40 of the state board pursuant to the authority delegated pursuant to

1 Section 39516, regarding the issuance of any variance from
 2 gasoline specifications shall be based solely upon substantial
 3 evidence in the record of the variance proceeding. The variance
 4 shall be valid for a period not exceeding 120 ~~days, commencing~~
 5 ~~on or after March 1, 1996.~~ *days*. The variance may be extended,
 6 subject to this section, for up to 90 additional days, upon a showing
 7 of need. The *state* board shall grant a variance only for the
 8 minimum period required to attain compliance.

9 (g) If a physical catastrophe occurs to a producer of complying
 10 gasoline, the state board may extend a variance upon the showing
 11 of need. Notwithstanding subdivision (f), any variance extension
 12 related to a physical catastrophe shall be approved by the state
 13 board. As used in this subdivision, “physical catastrophe” means
 14 a sudden unforeseen emergency beyond the reasonable control of
 15 the refiner, causing the severe reduction or total loss of one or
 16 more critical refinery units that materially impact the refiner’s
 17 ability to produce complying gasoline. “Physical catastrophe” does
 18 not include events ~~which~~ *that* are not physical in nature such as
 19 design errors or omissions, financial or economic burdens, or any
 20 reduction in production that is not the direct result of qualifying
 21 physical damage.

22 (h) Notwithstanding any other ~~provision of~~ law, except in the
 23 case of emergency variances, the state board shall provide at least
 24 10 days’ public notice of its consideration of any variance or
 25 extension.

26 (i) *Notwithstanding any other law, the state board shall grant*
 27 *variances from gasoline specifications adopted by the state board,*
 28 *including for the importation of gasoline from outside the state,*
 29 *whenever a refinery outage or other similar supply interruption*
 30 *would otherwise result in substantial short-term price increases*
 31 *for California consumers and businesses.*

32 (i)

33 (j) Subdivisions (b) and (e) do not constitute a change in, but
 34 are declaratory of, existing law.

35 SEC. 3. Section 43830.5 is added to the Health and Safety
 36 Code, to read:

37 43830.5. The state board shall waive the Reid vapor pressure
 38 requirement on summer-blend gasoline specified in Section 2262.4
 39 of Title 13 of the California Code of Regulations and shall allow
 40 for the early transition to winter-blend gasoline to lower gasoline

- 1 prices for California consumers and businesses if the state board
- 2 determines that the gasoline market is experiencing a sudden and
- 3 unusual increase in gasoline prices.

O

ASSEMBLY BILL

No. 9

Introduced by Assembly Member Petrie-Norris

September 24, 2024

An act to add Section 43830.9 to the Health and Safety Code, and to add and repeal Section 25371.4 of the Public Resources Code, relating to energy, and declaring the urgency thereof, to take effect immediately.

LEGISLATIVE COUNSEL'S DIGEST

AB 9, as introduced, Petrie-Norris. Transportation fuels: specifications: production enhancement strategies.

Existing law authorizes the State Air Resources Board to adopt and implement motor vehicle fuel specifications for the control of air contaminants and sources of air pollution. Existing law prohibits the state board from adopting any regulation that establishes a specification for motor vehicle fuel unless that regulation, and a multimedia evaluation conducted by affected agencies and coordinated by the state board, are reviewed by the California Environmental Policy Council.

This bill would require the state board to ensure that the multimedia evaluation of gasoline containing up to 15% ethanol by volume conducted pursuant to those provisions is completed, and ready for review by the council, on or before July 1, 2025.

Existing law requires the State Energy Resources Conservation and Development Commission, on or before January 1, 2024, and every 3 years thereafter, to submit an assessment to the Governor and the Legislature that, among other things, identifies methods to ensure a reliable supply of affordable and safe transportation fuels in California, as provided.

This bill would require the commission to prepare and submit a report to the Legislature on or before July 1, 2025, regarding potential solutions to increase the supply of gasoline through the production enhancement strategies identified by the commission in its 2024 assessment submitted to the Legislature and the Governor, as specified.

This bill would declare that it is to take effect immediately as an urgency statute.

Vote: 2/3. Appropriation: no. Fiscal committee: yes.
State-mandated local program: no.

The people of the State of California do enact as follows:

1 SECTION 1. Section 43830.9 is added to the Health and Safety
2 Code, to read:

3 43830.9. The state board shall ensure that the multimedia
4 evaluation of gasoline containing up to 15 percent ethanol by
5 volume (E15 gasoline) conducted pursuant to Section 43830.8 is
6 completed, and ready for review by the California Environmental
7 Policy Council, on or before July 1, 2025.

8 SEC. 2. Section 25371.4 is added to the Public Resources Code,
9 to read:

10 25371.4. (a) The commission shall prepare and submit a report
11 to the Legislature on or before July 1, 2025, regarding potential
12 solutions to increase the supply of gasoline through the production
13 enhancement strategies identified by the commission on pages 63
14 to 66, inclusive, of its assessment submitted to the Legislature and
15 the Governor on August 15, 2024, pursuant to Section 25371. As
16 part of the report, the commission shall do both of the following:

17 (1) Conduct an analysis to resolve the outstanding issues
18 identified by the commission in the 2024 report for each production
19 enhancement strategy.

20 (2) Make recommendations on which potential solutions the
21 state should pursue to increase the supply of gasoline and lower
22 the cost of gasoline.

23 (b) (1) A report to be submitted pursuant to subdivision (a)
24 shall be submitted in compliance with Section 9795 of the
25 Government Code.

26 (2) Pursuant to Section 10231.5 of the Government Code, this
27 section shall become inoperative on July 1, 2029, and, as of January
28 1, 2030, is repealed.

1 SEC. 3. This act is an urgency statute necessary for the
2 immediate preservation of the public peace, health, or safety within
3 the meaning of Article IV of the California Constitution and shall
4 go into immediate effect. The facts constituting the necessity are:
5 In order to develop solutions to help reduce the price of gasoline
6 as soon as possible, it is necessary that this act take effect
7 immediately.

O



BAY AREA
AIR QUALITY
MANAGEMENT
DISTRICT

AGENDA: 18

Consideration of Special Session Legislation

**Board of Directors Meeting
October 2, 2024**

**Alan Abbs
Legislative Officer
aabbs@baaqmd.gov**

Action Requested

Staff do not have any recommended positions on any proposed legislation introduced during this Special Session of the Legislature (Special Session), but the Board of Directors may decide to take a position on one or more items based on discussion and deliberation at the meeting.

Special Session Summary (to date)

- On August 31, 2024, the Governor called for a Special Session to address California's gasoline supply and price spikes
- On September 3, 2024, Governor Newsom and Assembly Speaker Robert Rivas announced Special Session legislation, in the form of *ABX2-1 (Hart and Aguiar-Curry) – Energy: transportation fuels: inventories: turnaround and maintenance*. As of this writing, eight additional Assembly bills have been introduced by other Assemblymembers since September 3, 2024
- The Assembly Petroleum and Gasoline Supply Committee was created for the 2023-24 Special Session to address gas price spikes. Two informational hearings have already been held and one bill hearing is set for September 26, 2024
- The Assembly has scheduled a Floor Session for October 1, 2024

Special Session Assembly Bills

- **ABX2-1 (Hart and Aguiar-Curry) – Energy: transportation fuels: inventories: turnaround and maintenance**

Staff Recommendation: None

- **ABX2-2 (Lackey) – Motor Vehicle Fuel Tax Law: suspension of tax**

Staff Recommendation: None

- **ABX2-3 (Gallagher) – Transportation fuels: gasoline specifications**

Staff Recommendation: None

Special Session Assembly Bills (cont.)

- **ABX2-4 (Patterson, Joe) – Low carbon fuel standards: regulations**

Staff Recommendation: None

- **ABX2-5 (Lackey) – Greenhouse Gas Reduction Fund: high-speed rail expenditures: gasoline rebates**

Staff Recommendation: None

- **ABX2-6 (Lackey) – California Environmental Quality Act: expedited judicial review: petroleum storage projects**

Staff Recommendation: None

Special Session Assembly Bills (cont.)

- **ABX2-7 (Dixon) – Energy: gasoline pricing**
Staff Recommendation: None
- **ABX2-8 (Gipson) – Air pollution: tanker vessels: at-berth requirements: delay**
Staff Recommendation: None
- **ABX2-9 (Petrie-Norris) – Transportation fuels: specifications: production enhancement strategies**
Staff Recommendation: None

For additional information on any bills, including bill text, analysis, votes, etc., visit the [California Legislative Information website](#).

Recap: Action Requested

Staff do not have any recommended positions on any proposed legislation introduced during this Special Session, but the Board of Directors may decide to take a position on one or more items based on discussion and deliberation at the meeting.

Questions / Discussion

BAY AREA AIR QUALITY MANAGEMENT DISTRICT

Memorandum

To: Chairperson Davina Hurt and Members
of the Board of Directors

From: Philip M. Fine
Executive Officer/APCO

Date: October 2, 2024

Re: Consideration of Proposition 4, the Safe Drinking Water, Wildfire Prevention, Drought Preparedness, and Clean Air Bond Act of 2024

RECOMMENDED ACTION

The Board of Directors (Board) will consider adopting a support position for California Proposition 4, the Safe Drinking Water, Wildfire Prevention, Drought Preparedness, and Clean Air Bond Act of 2024, appearing on the November 5, 2024, Statewide General Election Ballot. This item was discussed at the Policy, Grants, and Technology Committee meeting on September 18, 2024. The Policy, Grants, and Technology Committee voted to recommend this item to the full Board for consideration.

BACKGROUND

The Policy, Grants, and Technology Committee discussed and voted to recommend to the Board for their consideration adopting a support position for Proposition 4, the Safe Drinking Water, Wildfire Prevention, Drought Preparedness, and Clean Air Bond Act of 2024, appearing on the November 5, 2024, Statewide General Election Ballot.

Proposition 4 – Authorizes Bonds for Safe Drinking Water, Wildfire Prevention, and Protecting Communities and Natural Lands From Climate Risks. Legislative Statute.

Information below as obtained from the [Official Voter Information Guide for the November 5, 2024, General Election](#):

- Authorizes \$10 billion in state general obligation bonds for various projects to reduce climate risks and impacts: \$3.8 billion for safe drinking water and water resilience; \$1.95 billion for wildfire prevention and extreme heat mitigation; \$1.9 billion for protection of natural lands, parks, and wildlife; \$1.2 billion for protection of coastal lands, bays, and oceans; \$850 million for clean energy; and \$300 million for agriculture.
- Prioritizes projects benefitting disadvantaged communities.
- Requires annual audits.
- Appropriates money from General Fund to repay bonds.

Key Goals of Proposition 4 Bond Funds

- **Drought, Flood, and Water Supply (\$3.8 Billion):** Increase the amount and quality of water available for people to use and reduce the risk of flooding.
- **Forest Health and Wildfire Prevention (\$1.5 Billion):** Improve the health of forests and protect communities from wildfires.
- **Sea-Level Rise and Coastal Areas (\$1.2 Billion):** Reduce the risks from sea-level rise, restore coastal areas, and protect fish.
- **Land Conservation and Habitat Restoration (\$1.2 Billion):** Protect and restore natural areas.
- **Energy Infrastructure (\$850 Million):** Support the state's shift to more renewable sources of energy, such as offshore wind.
- **Parks (\$700 Million):** Expand, renovate, and repair local and state parks.
- **Extreme Heat (\$450 Million):** Reduce the effects of extreme heat on communities.
- **Farms and Agriculture (\$300 Million):** Help farms respond to the effects of climate change and become more sustainable.

Fiscal Effects

Increased State Costs of About \$400 Million Annually for 40 Years to Repay the Bond. The estimated cost to repay the bond would be about \$400 million annually over a 40-year period. Payments would be made from the state General Fund. (The General Fund is the account the state uses to pay for most public services, including education, health care, and prisons.) This would be less than one-half of 1 percent of the state's total General Fund budget. Since the state has to pay interest on the money it borrows, the total cost of the bond would be about 10 percent more (after adjusting for inflation) than if the state paid up front with money it already has.

Likely Reduced Local Costs for Natural Resources and Climate Activities. The availability of state bond funds could have various fiscal effects on local governments. In some cases, the additional state funding could replace local government money that would otherwise be needed to pay for a project. For example, this could include using bond funds to help support an essential water treatment facility the local government otherwise would have needed to fund by itself. In other cases, however, the availability of state funds could encourage local governments to spend more money to build larger projects than they otherwise would. For example, this could include adding additional amenities to a local park. On net, Proposition 4 likely would result in savings to local governments. The amount of these savings is uncertain but could average tens of millions of dollars annually over the next few decades.

Potential State and Local Savings if Funding Prevents Disasters. To the extent the bond funds result in completing activities that reduce the risk or amount of damage from disasters, it could reduce state and local costs for responding to and recovering from those events. For example, improving a levee could reduce the amount of flooding that occurs. Additionally, thinning trees in a forest could reduce the severity of wildfires. The amount of such potential savings is uncertain.

DISCUSSION

The Board will discuss and consider the Committee's recommendation to adopt a support position for California Proposition 4, the Safe Drinking Water, Wildfire Prevention, Drought Preparedness, and Clean Air Bond Act of 2024, appearing on the November 5, 2024, Statewide General Election Ballot.

BUDGET CONSIDERATION/FINANCIAL IMPACT

None.

Respectfully submitted,

Philip M. Fine
Executive Officer/APCO

Prepared by: Alan Abbs
Reviewed by: Viet Tran

ATTACHMENTS:

- 1. Proposition 4 - Voter Information Guide
- 2. Consideration of Proposition 4 (2024) Presentation

PROPOSITION **4** **AUTHORIZES BONDS FOR SAFE DRINKING WATER, WILDFIRE PREVENTION, AND PROTECTING COMMUNITIES AND NATURAL LANDS FROM CLIMATE RISKS. LEGISLATIVE STATUTE.**

OFFICIAL TITLE AND SUMMARY

PREPARED BY THE ATTORNEY GENERAL

The text of this measure can be found on page 75 and the Secretary of State’s website at voterguide.sos.ca.gov.

4

- Authorizes \$10 billion in state general obligation bonds for various projects to reduce climate risks and impacts: \$3.8 billion for safe drinking water and water resilience; \$1.95 billion for wildfire prevention and extreme heat mitigation; \$1.9 billion for protection of natural lands, parks, and wildlife; \$1.2 billion for protection of coastal lands, bays, and oceans; \$850 million for clean energy; and \$300 million for agriculture.
- Prioritizes projects benefitting disadvantaged communities.
- Requires annual audits.
- Appropriates money from General Fund to repay bonds.

SUMMARY OF LEGISLATIVE ANALYST’S ESTIMATE OF NET STATE AND LOCAL GOVERNMENT FISCAL IMPACT:

- Increased state costs of about \$400 million annually for 40 years to repay the bond.

State Bond Cost Estimate	
Amount borrowed	\$10 billion
Average repayment cost	\$400 million per year over 40 years
Source of repayment	General tax revenue

FINAL VOTES CAST BY THE LEGISLATURE ON SB 867 (PROPOSITION 4)
(CHAPTER 83, STATUTES OF 2024)

Senate:	Ayes 33	Noes 6
Assembly:	Ayes 66	Noes 6

ANALYSIS BY THE LEGISLATIVE ANALYST

BACKGROUND

State Pays for Natural Resources and Climate Activities. The state pays for many activities aimed at conserving natural resources, as well as responding to the causes and effects of climate change (“natural resources and climate activities”). These activities focus on increasing the amount of water available for use, conserving land to benefit fish and wildlife, increasing recreational opportunities at state and local parks, and other purposes. In some cases, state government agencies perform natural resources and climate activities. In other cases, the state provides grants and loans to local governments, not-for-profit organizations, and businesses to support similar activities.

State Pays for Natural Resources and Climate Activities in Various Ways. Sometimes the state pays up front for natural resources and climate

activities with money it already has. In other cases, the state pays for these activities by using bonds. Bonds are a way that the state borrows money and then repays the money plus interest over time. (For more information about bonds, please see “Overview of State Bond Debt” later in this guide.)

Over the past decade, the state has spent an average of about \$13 billion each year (annually) on natural resources and climate activities. About 15 percent of this amount has been from bonds. The state still has a few billion dollars remaining from prior natural resources and climate bonds that have not yet been committed for specific activities.

Local and Federal Governments Also Pay for Similar Activities. In addition to the state funding, other entities also pay for natural resources and climate activities. For example,

ANALYSIS BY THE LEGISLATIVE ANALYST

CONTINUED

in some areas, local governments pay for water and energy infrastructure as part of their roles as local utilities. Local governments such as cities and counties also pay for local parks. The federal government also pays for various natural resources and climate activities. For example, the federal government provides money to improve local drinking water systems and to build energy infrastructure.

PROPOSAL

New Bond for Natural Resources and Climate Activities. Proposition 4 allows the state to sell a

\$10 billion bond for natural resources and climate activities. Much of the bond money would be used for loans and grants to local governments, Native American tribes, not-for-profit organizations, and businesses. Some bond money also would be available for state agencies to spend on state-run activities.

Funding Would Pay for a Variety of Activities. As shown in Figure 1, Proposition 4 pays for activities within eight broad categories, each with different goals. Some of the main activities in each category are summarized below:

Figure 1

Key Goals of Proposition 4 Bond Funds

(In Millions)

Category	Key Goals	Amount
Drought, Flood, and Water Supply	Increase the amount and quality of water available for people to use and reduce the risk of flooding.	\$3,800
Forest Health and Wildfire Prevention	Improve the health of forests and protect communities from wildfires.	1,500
Sea-Level Rise and Coastal Areas	Reduce the risks from sea-level rise, restore coastal areas, and protect fish.	1,200
Land Conservation and Habitat Restoration	Protect and restore natural areas.	1,200
Energy Infrastructure	Support the state's shift to more renewable sources of energy, such as offshore wind.	850
Parks	Expand, renovate, and repair local and state parks.	700
Extreme Heat	Reduce the effects of extreme heat on communities.	450
Farms and Agriculture	Help farms respond to the effects of climate change and become more sustainable.	300
Total		\$10,000

ANALYSIS BY THE LEGISLATIVE ANALYST

CONTINUED

4

- **Drought, Flood, and Water Supply (\$3.8 Billion).** Roughly half of this money would be for activities to increase the amount and quality of water available for people to use (\$1.9 billion). This would include storing water so it can be used during future droughts, as well as cleaning polluted water to make it safe to drink. Money would also be used to help reduce the risk of floods, such as by repairing dams and capturing and reusing stormwater (\$1.1 billion). The rest of the money would be used for various activities, such as restoring rivers and lakes.
 - **Forest Health and Wildfire Prevention (\$1.5 Billion).** All of this money would support activities to improve the health of forests and reduce the risk of severe and destructive wildfires. This would include thinning trees in forests that are overgrown and clearing vegetation near where people live. Money would also be used for other activities, such as helping homeowners make their properties more resistant to wildfire damage.
 - **Sea-Level Rise and Coastal Areas (\$1.2 Billion).** Most of this money would pay for activities to restore coastal areas and protect them from the effects of rising sea levels (\$890 million). This could include restoring wetlands so they can serve as buffers to rising sea levels. The rest of this money would be used to improve ocean habitats and protect fish and other marine wildlife (\$310 million).
 - **Land Conservation and Habitat Restoration (\$1.2 Billion).** This money would be used to protect and restore land for the benefit of fish and wildlife. For example, it could support purchasing land to set aside so that it is not developed.
 - **Energy Infrastructure (\$850 Million).** More than half of this money would support the development of wind turbines off the California coast (\$475 million). Most of the remaining money would pay for building infrastructure such as transmission lines to carry electricity long distances (\$325 million). The rest of the money would pay for projects to build large batteries that store electricity for when it is needed (\$50 million).
 - **Parks (\$700 Million).** The bulk of this money would support various activities that expand recreational opportunities at parks or reduce the impacts of climate change on parks (\$300 million). These activities could include adding new trails and parking areas. Some of this money would provide grants to local communities to build new parks or renovate existing parks (\$200 million). The rest of this money would be used to repair state parks and provide nature education (\$200 million).
 - **Extreme Heat (\$450 Million).** Much of this money would pay for activities focused on protecting communities from extreme heat (\$200 million). These activities could include adding trees and greenspaces. Money would also support places for people to go during heatwaves or disasters (\$100 million). The rest of the money would provide grants for local communities to conduct activities that provide environmental benefits, such as reducing air pollution (\$150 million).
 - **Farms and Agriculture (\$300 Million).** Much of this money would be used for activities that encourage farmers to improve soil health, reduce air pollution, and use less water (\$105 million). This money would also support community gardens and farmers' markets, such as by purchasing shade canopies (\$60 million). The rest of this money would support a range of other activities, such as purchasing vans to transport farmworkers and conserving farmland.
- Establishes Other Requirements for the Use of Funds.** Proposition 4 requires the bond money to be used in certain ways. For example, at least 40 percent of bond money must be used for activities that directly benefit communities that

ANALYSIS BY THE LEGISLATIVE ANALYST

CONTINUED

have lower incomes or are more vulnerable to the impacts of climate change. Proposition 4 also requires regular public reporting of how the bond money is spent.

FISCAL EFFECTS

Increased State Costs of About \$400 Million Annually for 40 Years to Repay the Bond. The estimated cost to repay the bond would be **about \$400 million annually over a 40-year period.**

Payments would be made from the state General Fund. (The General Fund is the account the state uses to pay for most public services, including education, health care, and prisons.) This would be less than one-half of 1 percent of the state’s total General Fund budget. Since the state has to pay interest on the money it borrows, the total cost of the bond would be about 10 percent more (after adjusting for inflation) than if the state paid up front with money it already has.

Likely Reduced Local Costs for Natural Resources and Climate Activities. The availability of state bond funds could have various fiscal effects on local governments. In some cases, the additional state funding could replace local government money that would otherwise be needed to pay for a project. For example, this could include using bond funds to help support an essential water treatment facility the local government otherwise would have needed to fund by itself. In other

cases, however, the availability of state funds could encourage local governments to spend more money to build larger projects than they otherwise would. For example, this could include adding additional amenities to a local park. On net, Proposition 4 likely would result in savings to local governments. The amount of these savings is uncertain but could average tens of millions of dollars annually over the next few decades.

Potential State and Local Savings if Funding Prevents Disasters. To the extent the bond funds result in completing activities that reduce the risk or amount of damage from disasters, it could reduce state and local costs for responding to and recovering from those events. For example, improving a levee could reduce the amount of flooding that occurs. Additionally, thinning trees in a forest could reduce the severity of wildfires. The amount of such potential savings is uncertain.

Visit sos.ca.gov/campaign-lobbying/cal-access-resources/measure-contributions/2024-ballot-measure-contribution-totals for a list of committees primarily formed to support or oppose this measure.

Visit fppc.ca.gov/transparency/top-contributors.html to access the committee’s top 10 contributors.

★ ARGUMENT IN FAVOR OF PROPOSITION 4 ★

4

YES on 4: TO CLEAN AND PROTECT OUR DRINKING WATER, PREVENT WILDFIRES

Prop. 4 makes urgent, commonsense investments to protect our communities, health, economy, and natural resources by:

- Cleaning up and protecting water supplies
- Preventing devastating wildfires
- Protecting forests, beaches, fresh water sources, and wildlife habitat

Voting Yes on 4 is urgently needed. California faces increasing threats from wildfires, water pollution, and extreme heat. Investments *today* can prevent future costs and damage from a changing climate and more frequent natural disasters.

PROVIDING CLEAN, SAFE DRINKING WATER

Prop. 4 will clean up and protect California’s drinking water supplies in all regions of California—remove toxic pollutants from our drinking water, addressing infrastructure risks like weakened dams and levees, and increasing supplies.

Today, nearly 1 million Californians lack access to drinking water that meets safety and reliability standards, according to the State Water Board. Yes on 4 helps ensure we all have safe water to drink.

PREVENTING DEVASTATING WILDFIRES AND SMOKE

Recent California wildfires have burned 2 million acres, released toxic smoke into our air, and polluted drinking water supplies. Fire damage and smoke have harmed quality of life and health, including children’s lungs, in every corner of California. Prop. 4 invests in projects to prevent wildfires, reduce their intensity when they do occur, and improve disaster response.

“Giving firefighters the tools to prevent wildfires is the best, most cost effective way to prevent the human and financial costs of these disasters. Prop. 4 makes the right investments to save lives and billions in response and recovery costs.”—Tim Edwards, President, CALFIRE Firefighters

PROTECTING FORESTS, BEACHES, RIVERS, STREAMS, AND WILDLIFE

Our beaches, forests, and mountains make California special, and we have a responsibility to protect them for our children and future generations. Protecting natural areas and wildlife is more urgent today than ever before, as we lose wildlife habitat, farm and rangeland, and even beaches wash away. Prop. 4 protects these natural areas from wildfire, pollution, and other threats from a changing climate.

PROTECTING PUBLIC HEALTH

By removing pollution from the air and toxins from our water, Prop. 4 protects the health of vulnerable seniors and children.

STRONG FISCAL RESPONSIBILITY, ACCOUNTABILITY & TRANSPARENCY

California is already paying the price for failing to adequately prepare for drought and a changing climate. This measure helps shift from disaster response to *prevention*.

Our state and communities will save billions more by avoiding and reducing damage from wildfires, droughts, and floods.

Prop. 4 contains strict fiscal accountability and transparency:

- Annual independent audits
- Full public disclosure of all future funding

Join California firefighters (CalFire Local 2881), the National Wildlife Federation, the Nature Conservancy, Clean Water Action, and water agencies including San Diego Co Water Authority: YES on 4.

Jennifer Clary, State Director
Clean Water Action

Tim Edwards, President
CALFIRE Firefighters

Beth Pratt, California Regional Executive Director
National Wildlife Federation

★ REBUTTAL TO ARGUMENT IN FAVOR OF PROPOSITION 4 ★

Clean drinking water and preventing destructive wildfires are necessities, not luxuries. These should be addressed within our state budget, not by demanding \$10 billion more from the taxpayers in the form of a bond that will cost nearly double to repay—\$19.3 billion.

The challenges we face with wildfires and water supply are the result of decades of neglect and mismanagement of our resources. Empowering tribal leaders for forest management and investing in water infrastructure could have prevented these crises. These aren’t random occurrences, but repercussions of misguided policies.

Despite politicians’ frequent promises for accountability, since 2000 California voters have approved over \$30 billion in natural resources bonds—with little to show. After years of refusing to prioritize spending on forest management, we are suffering the aftermath of major wildfires that could have been prevented, or at least minimized. After years of refusing to invest in water storage, we are facing water supply instability.

Instead of burdening taxpayers with a bond that overpromises, we should tackle these issues in the budget. *Real change stems from commitment, not quick fixes.* This isn’t just policy, it’s our future. Let’s choose pragmatism over procrastination.

Sacramento politicians should not demand more money from the taxpayers or pressure voters to pass an unrealistic bond package that lacks any lasting change to state policy. Vote NO on Proposition 4.

Vote NO on deferring our environmental responsibility at double the cost. Let’s invest in a greener tomorrow today.

Senate Minority Leader Brian W. Jones
Assemblyman Jim Patterson

Jon Coupal, President
Howard Jarvis Taxpayers Association

★ ARGUMENT AGAINST PROPOSITION 4 ★

TOO MUCH DEBT, TOO LITTLE BENEFIT: THE PROBLEM WITH PROPOSITION 4

Bonds are the most expensive way for the government to pay for things. Proposition 4 would add a whopping \$10 billion of debt to the taxpayers—PLUS an estimated \$9.3 billion in interest—to pay for climate-related programs. This funding would also cover administrative costs and salaries for grant recipients. But remember, this is borrowed money.

At the start of the year, California already had over \$78 billion of bond debt. Proposition 1 in March added another \$6.38 billion. Now there's a proposal to add an additional \$10 billion for ambiguous climate programs. Guess who's going to foot the bill? That's right—we taxpayers. Our tax dollars will be diverted from essential services to cover interest payments and principal repayment of the bond.

Bonds are borrowed money that must be paid back, PLUS INTEREST, no matter what the state must cut to do it. Governor Newsom already declared a budget emergency because the state spends more than it takes in. How many programs will have to be cut in the future to pay for Proposition 4? According to the nonpartisan Legislative Analyst's Office, we had a \$62 billion deficit this year. What will happen when we have both a deficit AND the obligation to repay this enormous bond debt?

Two years ago, California had a nearly \$100 billion SURPLUS. If these climate projects had been prioritized then, we could have covered the entire cost of this bond with just 10 percent of that surplus. Now, due to the government's inability to manage its spending, they are asking voters for more of their hard-earned money.

AS A VOTER, YOUR TAX DOLLARS SHOULD FUND YOUR HIGHEST PRIORITIES, NOT PET PROJECTS.

Bonds should be reserved for financing essential projects that will build infrastructure lasting beyond the 30-year payoff period. However, many elements of Proposition 4 fail to meet that standard, resulting in \$10 billion of spending just being added to the taxpayers' credit card—with a lack of accountability or measured metrics for success! Proposition 4 is full of money being funneled to unproven technologies that may sound promising on paper but have no concrete evidence of success. By committing funds to speculative projects, Proposition 4 overlooks long-term water storage and critical wildfire fuel management programs in favor of short-term, unproven projects.

IT'S RECKLESS TO USE COSTLY BORROWED MONEY TO PAY FOR UNPROVEN PROGRAMS.

Proposition 4 represents a reckless increase in state debt with questionable benefits. The government should prioritize essential services and ensure that any borrowing is reserved for projects that provide lasting, tangible benefits to the state and its residents. Vital programs should be funded in the budget with the taxes we already pay, not through costly borrowing. What's in the budget that's a higher priority than safe drinking water and wildfire prevention? Politicians should answer that question before racking up another \$10+ billion in debt that will have to be paid back, WITH INTEREST.

Senate Minority Leader Brian W. Jones
Assemblyman Jim Patterson
Jon Coupal, President
Howard Jarvis Taxpayers Association

★ REBUTTAL TO ARGUMENT AGAINST PROPOSITION 4 ★

YES on 4: ADDRESSES CALIFORNIA'S HIGHEST PRIORITY DRINKING WATER and FIRE PREVENTION NEEDS

California firefighters, clean water organizations, public health experts, and conservation groups urge YES on 4, to address our state's *most vital needs* for a safe water supply, wildfire prevention, and clean air.

The opposition itself admits, clean water and wildfire prevention are critical priorities.

Prop. 4 makes efficient, sensible investments in proven solutions: upgrading drinking water treatment to remove contaminants, fixing crumbling dams and levees to prevent floods, creating groundwater storage and recycling plants to boost supply and prepare for drought, and investing in effective wildfire prevention and containment strategies.

YES on 4: SMART, URGENT INVESTMENTS WITH STRICT ACCOUNTABILITY REQUIREMENTS, PROTECTS COMMUNITIES AND PREVENTS BILLIONS IN FUTURE COSTS

Yes on 4 is fiscally responsible and fully transparent. Nearly 1 million Californians lack access to clean drinking water. Yes on 4's investments strengthen safe water

supplies and flood control infrastructure—saving billions in temporary fixes and economic losses.

A UCLA study found 10 years of wildfire smoke have caused 50,000 premature deaths and \$400 billion in economic losses. Wildfire prevention saves six times its cost in reduced damage, while protecting our health.

“California's financial health is vulnerable to natural disasters, neglected infrastructure, and a changing climate. Without raising taxes, Yes on Prop. 4 saves California money while helping state and local governments protect our communities.”—Tim Gage, former state Director of Finance. California communities can't wait.

YES on 4: CLEAN DRINKING WATER, WILDFIRE PREVENTION, and OUR HEALTH.

Susana De Anda, Executive Director
Community Water Center
Sarah Gibson, Fire Manager
The Nature Conservancy

Christopher Chavez, Deputy Policy Director
Coalition for Clean Air



BAY AREA
AIR QUALITY
MANAGEMENT
DISTRICT

AGENDA: 19

Consideration of Proposition 4 (2024)

**Board of Directors Meeting
October 2, 2024**

**Alan Abbs
Legislative Officer
aabbs@baaqmd.gov**



Action Requested

Adopt a support position for California Proposition 4, the Safe Drinking Water, Wildfire Prevention, Drought Preparedness, and Clean Air Bond Act of 2024, appearing on the November 5, 2024, Statewide General Election Ballot.

Staff Note: This item was discussed at the Policy, Grants, and Technology Committee meeting on September 18, 2024. The Policy, Grants, and Technology Committee voted to recommend this item to the full Board for consideration.

Proposition 4 (2024)

- Authorizes \$10 billion in state general obligation bonds for various projects to reduce climate risks and impacts: \$3.8 billion for safe drinking water and water resilience; \$1.95 billion for wildfire prevention and extreme heat mitigation; \$1.9 billion for protection of natural lands, parks, and wildlife; \$1.2 billion for protection of coastal lands, bays, and oceans; \$850 million for clean energy; and \$300 million for agriculture
- Prioritizes projects benefitting disadvantaged communities
- Requires annual audits
- Appropriates money from General Fund to repay bonds

Key Goals of Proposition 4 Bond Funds

- **Drought, Flood, and Water Supply (\$3.8 Billion):** Increase the amount and quality of water available for people to use and reduce the risk of flooding
- **Forest Health and Wildfire Prevention (\$1.5 Billion):** Improve the health of forests and protect communities from wildfires
- **Sea-Level Rise and Coastal Areas (\$1.2 Billion):** Reduce the risks from sea-level rise, restore coastal areas, and protect fish
- **Land Conservation and Habitat Restoration (\$1.2 Billion):** Protect and restore natural areas
- **Energy Infrastructure (\$850 Million):** Support the state's shift to more renewable sources of energy, such as offshore wind
- **Parks (\$700 Million):** Expand, renovate, and repair local and state parks.
- **Extreme Heat (\$450 Million):** Reduce the effects of extreme heat on communities
- **Farms and Agriculture (\$300 Million):** Help farms respond to the effects of climate change and become more sustainable

Fiscal Effects

- Increased State Costs of About \$400 Million Annually for 40 Years to Repay the Bond
- Likely Reduced Local Costs for Natural Resources and Climate Activities
- Potential State and Local Savings if Funding Prevents Disasters

Recap: Action Requested

Adopt a support position for California Proposition 4, the Safe Drinking Water, Wildfire Prevention, Drought Preparedness, and Clean Air Bond Act of 2024, appearing on the November 5, 2024, Statewide General Election Ballot.

Questions / Discussion

BAY AREA AIR QUALITY MANAGEMENT DISTRICT

Memorandum

To: Chairperson Davina Hurt and Members
of the Board of Directors

From: Philip M. Fine
Executive Officer/APCO

Date: October 2, 2024

Re: State Legislative Update

RECOMMENDED ACTION

No action is requested at this time.

BACKGROUND

Attached is a matrix of bills that the Air District was tracking during the 2023-2024 Regular Legislative Session and has been arranged by category.

August 31, 2024, was the final day for bills to be passed by the Legislature for the Regular 2023-2024 two-year session.

September 30, 2024, is the last day for the Governor to sign or veto bills passed by the legislature before September 1, 2024.

DISCUSSION

The Board will discuss updates on state legislation, including Air District sponsored and co-sponsored bills and other bills of interest that were still actively moving through the legislative process as of the July 10, 2024, Policy, Grants, and Technology Committee meeting.

Specifically, the Board will discuss the following bills: Assembly Bill (AB) 1465 (Wicks), AB 2298 (Hart, et al.), AB 2522 (Carrillo, Wendy), AB 2851 (Bonta), AB 2958 (Calderon), Senate Bill (SB) 382 (Becker), SB 674 (Gonzalez), SB 1158 (Archuleta), SB 1193 (Menjivar), SB 1298 (Cortese), SB 1234 (Allen), AB 98 (J. Carrillo), AB 180 (Gabriel), AB 218 (Committee on Budget), AB 1122 (Bains), AB 1296 (Grayson), AB 2401 (Ting), AB 2561 (McKinnor), SB 310 (Dodd), and SB 950 (Skinner).

As of this writing, bills that are dead or have been vetoed are noted with a ~~strikeout~~. The remainder of the bills are on the Governor's desk or have been signed into law.

For additional information on any bills, including bill text, analysis, votes, etc., visit the [California Legislative Information website](#).

Air District Sponsored and Co-Sponsored Bills

AB 1465 (Wicks) – Nonvehicular air pollution: civil penalties.

Board-Approved Position (if any): Sponsor

Status: Approved by the Governor on September 20, 2024 (Chapter 300, Statutes of 2024).

~~*AB 2298 (Hart, et al.) – Coastal resources: Protecting Blue Whales and Blue Skies Program.*~~

Board-Approved Position (if any): Co-Sponsor

Status: Dead

Staff Note: AB 2298 was held under submission in the Senate Appropriations Committee.

SB 382 (Becker) – Single-family residential property: disclosures.

Board-Approved Position (if any): Sponsor

Status: Approved by the Governor on September 22, 2024 (Chapter 443, Statutes of 2024).

Board-Approved Position Bills

AB 2522 (Carrillo, Wendy) – Air districts: governing boards: compensation.

Board-Approved Position (if any): Support

Status: Approved by the Governor on September 22, 2024 (Chapter 406, Statutes of 2024).

AB 2851 (Bonta) – Metal shredding facilities: fence-line air quality monitoring.

Board-Approved Position (if any): Support

Status: Governor's Desk

~~*AB 2958 (Calderon) – State Air Resources Board: board members: compensation.*~~

Board-Approved Position (if any): Support

Status: Dead

Staff Note: AB 2958 was held under submission in the Senate Appropriations Committee.

~~*SB 674 (Gonzalez) – Air pollution: covered facilities: community air monitoring systems: fence-line monitoring systems.*~~

Board-Approved Position (if any): Support

Status: Vetoed by the Governor on August 19, 2024.

SB 1158 (Archuleta) – Carl Moyer Memorial Air Quality Standards Attainment Program.

Board-Approved Position (if any): Support

Status: Approved by the Governor on September 22, 2024 (Chapter 459, Statutes of 2024).

SB 1193 (Menjivar) – Airports: leaded aviation gasoline.

Board-Approved Position (if any): Support

Status: Approved by the Governor on September 22, 2024 (Chapter 460, Statutes of 2024).

~~SB 1298 (Cortese) — Certification of thermal powerplants: data centers.~~

Board-Approved Position (if any): Oppose Unless Amended/Interim Neutral

Status: Dead

Staff Note: The Committee voted to recommend to the full Board removing the Air District's Board-Approved position of "Oppose Unless Amended" and move to a "Neutral" position. This item was on the agenda for the Board's consideration at the September 4, 2024, Board meeting. However, the bill had been re-referred to the Assembly Rules Committee and never made it back to the Assembly Floor for a vote. The bill was dead by the time the Board was to consider a change in position; therefore, no action was taken by the Board.

Other Bill(s) of Interest

~~SB 1234 (Allen) — Hazardous materials: metal shredding facilities.~~

Board-Approved Position (if any): None

Status: Dead

Staff Note: SB 1234 was set for the August 15, 2024, Assembly Appropriations Committee Suspense File hearing but was canceled at the request of the author.

AB 98 (J. Carrillo) – Planning and zoning: logistics use: truck routes.

Board-Approved Position (if any): None

Status: Governor's Desk

AB 180 (Gabriel) – Budget Act of 2024. (Budget Bill Junior)

Board-Approved Position (if any): None

Status: Governor's Desk

AB 218 (Committee on Budget) – Oil and gas: trailer bill.

Board-Approved Position (if any): None

Status: Governor's Desk

AB 1122 (Bains) – Commercial harbor craft: equipment.

Board-Approved Position (if any): None

Status: Governor's Desk

AB 1296 (Grayson) – Bar pilots: regulation of vessels.

Board-Approved Position (if any): None

Status: Governor's Desk

~~AB 2401 (Ting) — Clean Cars 4 All Program.~~

Board-Approved Position (if any): None

Status: Vetoed by the Governor on September 22, 2024.

AB 2561 (McKinnor) – Local public employees: vacant positions.

Board-Approved Position (if any): None

Status: Approved by the Governor on September 22, 2024 (Chapter 409, Statutes of 2024).

SB 310 (Dodd) – Prescribed fire: civil liability: cultural burns.
Board-Approved Position (if any): None
Status: Governor's Desk

~~*SB 950 (Skinner) – Energy: transportation fuels: inventories: turnaround and maintenance.*~~
Board-Approved Position (if any): None
Status: Dead

Staff Note: SB 950 was a gut and amend bill to its current form on August 28, 2024. The bill did not come up for a vote on the floors. Instead, the Governor called a special session to address gas prices.

BUDGET CONSIDERATION/FINANCIAL IMPACT

None.

Respectfully submitted,

Philip M. Fine
Executive Officer/APCO

Prepared by: Alan Abbs
Reviewed by: Viet Tran

ATTACHMENTS:

1. Bills of Interest Matrix - As of September 23, 2024
2. State Legislative Update Presentation

Bill #	Author	Subject	Last Amended	Last Status - As of 9/23/2024	Location	Notes	Position	Priority (Low/Medium/High)	Category
AB 593	Haney	Carbon emission reduction strategy: building sector.	7/13/2023	08/15/2024 - Failed Deadline pursuant to Rule 61(b)(14). (Last location was APPR. SUSPENSE FILE on 8/9/2024)	08/15/2024 - Senate DEAD			Low	Climate Change
AB 1992	Boerner	Carbon sequestration: blue carbon and teal carbon demonstration projects.	8/23/2024	09/22/2024 - Vetoes by the Governor	09/22/2024 - Assembly VETOED			Low	Climate Change
AB 2008	Wallis	Reliable Energy Needs for Everyone in the West Program.	3/6/2024	07/02/2024 - Failed Deadline pursuant to Rule 61(b)(13). (Last location was U. & E. on 3/7/2024)	07/02/2024 - Assembly DEAD			Low	Climate Change
AB 2331	Gabriel	Voluntary carbon market disclosures.	8/23/2024	08/31/2024 - Failed Deadline pursuant to Rule 61(b)(17). (Last location was CONCURRENCE on 8/28/2024)	08/31/2024 - Assembly DEAD			Low	Climate Change
SB 219	Wiener	Greenhouse gases: climate corporate accountability: climate-related financial risk.	8/23/2024	09/12/2024 - Enrolled and presented to the Governor at 3 p.m.	09/12/2024 - Senate ENROLLED			Low	Climate Change
SB 308	Becker	Net zero greenhouse gas emissions goal: carbon dioxide removal: regulations.	7/8/2024	08/15/2024 - Failed Deadline pursuant to Rule 61(b)(14). (Last location was APPR. SUSPENSE FILE on 8/7/2024)	08/15/2024 - Assembly DEAD			Low	Climate Change
SB 941	Skinner	California Global Warming Solutions Act of 2006: scoping plan: industrial sources of emissions.	5/16/2024	09/03/2024 - Enrolled and presented to the Governor at 3 p.m.	09/03/2024 - Senate ENROLLED			Low	Climate Change
SB 972	Min	Methane emissions: organic waste: landfills.	8/19/2024	09/22/2024 - Vetoes by the Governor	09/22/2024 - Senate VETOED			Low	Climate Change
SB 1036	Limón	Voluntary carbon offsets: business regulation.	5/16/2024	07/02/2024 - Failed Deadline pursuant to Rule 61(b)(13). (Last location was NAT. RES. on 6/3/2024)	07/02/2024 - Assembly DEAD			Low	Climate Change
SB 1136	Stern	California Global Warming Solutions Act of 2006: report.		08/19/2024 - Chaptered by Secretary of State - Chapter 184, Statutes of 2024	08/19/2024 - Senate CHAPTERED			Low	Climate Change
SB 1497	Menjivar	Polluters Pay Climate Cost Recovery Act of 2024.	4/25/2024	08/31/2024 - Failed Deadline pursuant to Rule 61(b)(17). (Last location was INACTIVE FILE on 5/22/2024)	08/31/2024 - Senate DEAD			Low	Climate Change
AB 124	Committee on Budget	Energy.	6/26/2023	08/31/2024 - Failed Deadline pursuant to Rule 61(b)(17). (Last location was BUDGET & F.R. on 8/14/2023)	08/31/2024 - Senate DEAD			High	Energy
AB 1176	Zbur	General plans: Local Electrification Planning Act.	5/29/2024	07/02/2024 - Failed Deadline pursuant to Rule 61(b)(13). (Last location was E. U., & C. on 6/5/2024)	07/02/2024 - Senate DEAD			Low	Energy
AB 1921	Papan	Energy: renewable electrical generation facilities: definition.	5/16/2024	08/27/2024 - Enrolled and presented to the Governor at 12 p.m.	08/27/2024 - Assembly ENROLLED			Medium	Energy
AB 2083	Berman	Industrial facilities' heat application equipment and process emissions.	7/3/2024	08/15/2024 - Failed Deadline pursuant to Rule 61(b)(14). (Last location was APPR. SUSPENSE FILE on 8/5/2024)	08/15/2024 - Senate DEAD			Low	Energy
ACR 175	Essayli	State energy policies: implications for the state.		08/31/2024 - Failed Deadline pursuant to Rule 61(b)(17). (Last location was PRINT on 4/10/2024)	08/31/2024 - Assembly DEAD			Low	Energy
SB 59	Skinner	Battery electric vehicles: bidirectional capability.	8/20/2024	09/11/2024 - Enrolled and presented to the Governor at 3 p.m.	09/11/2024 - Senate ENROLLED			Low	Energy
SB 438	Caballero	Carbon sequestration: Carbon Capture, Removal, Utilization, and Storage Program: incidental and unintentional residual oil production.	6/6/2023	07/02/2024 - Failed Deadline pursuant to Rule 61(b)(13). (Last location was NAT. RES. on 5/26/2023)	07/02/2024 - Assembly DEAD			Low	Energy
SB 950	Skinner	Energy: transportation fuels: inventories: turnaround and maintenance.	8/28/2024	08/31/2024 - Failed Deadline pursuant to Rule 61(b)(17). (Last location was RLS. on 8/27/2024)	08/31/2024 - Assembly DEAD			Low	Energy
SB 983	Wahab	Energy: gasoline stations and alternative fuel infrastructure.	8/19/2024	09/22/2024 - Vetoes by the Governor	09/22/2024 - Senate VETOED			Low	Energy
SB 1006	Padilla	Electricity: transmission capacity: reconductoring and grid-enhancing technologies.	8/15/2024	09/09/2024 - Enrolled and presented to the Governor at 3 p.m.	09/09/2024 - Senate ENROLLED			Low	Energy
SB 1420	Caballero	Hydrogen production facilities: certification and environmental review.	8/26/2024	09/12/2024 - Enrolled and presented to the Governor at 3 p.m.	09/12/2024 - Senate ENROLLED			Low	Energy
AB 2250	Weber	Social determinants of health: screening and outreach.	8/27/2024	09/22/2024 - Vetoes by the Governor	09/22/2024 - Assembly VETOED			Low	Environmental Justice
AB 2851	Bonta	Metal shredding facilities: fence-line air quality monitoring.	8/27/2024	09/13/2024 - Enrolled and presented to the Governor at 4 p.m.	09/13/2024 - Assembly ENROLLED	Board Approval 5/1/2024	Support	Medium	Environmental Justice
AB 985	Arambula	San Joaquin Valley Unified Air Pollution Control District: emission reduction credit system.	7/6/2023	08/31/2024 - Failed Deadline pursuant to Rule 61(b)(17). (Last location was RECONSIDERATION on 9/12/2023)	08/31/2024 - Assembly DEAD			Low	General-Air District
AB 2298	Hart	Coastal resources: Protecting Blue Whales and Blue Skies Program.	7/3/2024	08/15/2024 - Failed Deadline pursuant to Rule 61(b)(14). (Last location was APPR. SUSPENSE FILE on 8/5/2024)	08/15/2024 - Senate DEAD		Air-District Co-Sponsor	High	General-Air District
AB 2522	Carrillo, Wendy	Air districts: governing boards: compensation.	8/20/2024	09/22/2024 - Approved by the Governor. Chaptered by Secretary of State - Chapter 406, Statutes of 2024.	09/22/2024 - Assembly CHAPTERED	Board Approval 4/3/2024	Support	Medium	General-Air District
SB 336	Umberg	State grant programs: negotiated indirect cost rates.	8/22/2024	09/10/2024 - Enrolled and presented to the Governor at 4 p.m.	09/10/2024 - Senate ENROLLED			Low	General-Air District
SB 674	Gonzalez	Air pollution: covered facilities: community air monitoring systems: fence-line monitoring systems.	6/27/2024	08/19/2024 - Vetoes by the Governor. In Senate. Consideration of Governor's veto pending.	08/19/2024 - Senate VETOED	Board Approval 4/19/2023	Support	Medium	General-Air District
SB 1158	Archuleta	Carl Moyer Memorial Air Quality Standards Attainment Program.	4/16/2024	09/22/2024 - Chaptered by Secretary of State - Chapter 459, Statutes of 2024	09/22/2024 - Senate CHAPTERED	Board Approval 3/6/2024	Support	Medium	General-Air District
AB 627	Jackson	Drayage trucks: voucher incentive project.	1/22/2024	07/02/2024 - Failed Deadline pursuant to Rule 61(b)(13). (Last location was E.Q. on 5/1/2024)	07/02/2024 - Senate DEAD			Low	GGRF, Incentive Programs, Mobile Source, Cap and Trade
AB 637	Jackson	Zero-emission vehicles: fleet owners: rental vehicles.	8/23/2024	09/10/2024 - Enrolled and presented to the Governor at 4:30 p.m.	09/10/2024 - Assembly ENROLLED			Low	GGRF, Incentive Programs, Mobile Source, Cap and Trade
AB 1122	Bains	Commercial harbor craft: equipment.	7/3/2024	09/11/2024 - Enrolled and presented to the Governor at 4 p.m.	09/11/2024 - Assembly ENROLLED			Low	GGRF, Incentive Programs, Mobile Source, Cap and Trade
AB 1349	Irwin	Electric vehicle charging station networks: data fields.	6/5/2023	07/02/2024 - Failed Deadline pursuant to Rule 61(b)(13). (Last location was E. U., & C. on 6/13/2023)	07/02/2024 - Senate DEAD			Low	GGRF, Incentive Programs, Mobile Source, Cap and Trade
AB 1567	Garcia	Safe Drinking Water, Wildfire Prevention, Drought Preparation, Flood Protection, Extreme Heat Mitigation, Clean Energy, and Workforce Development Bond Act of 2024.	5/26/2023	08/31/2024 - Failed Deadline pursuant to Rule 61(b)(17). (Last location was N.R. & W. on 5/22/2024)	08/31/2024 - Senate DEAD			Low	GGRF, Incentive Programs, Mobile Source, Cap and Trade
AB 2061	Wilson	Sales and Use Tax: exemptions: zero-emission public transportation ferries.	5/1/2024	09/03/2024 - Enrolled and presented to the Governor at 3:30 p.m.	09/03/2024 - Assembly ENROLLED			Low	GGRF, Incentive Programs, Mobile Source, Cap and Trade

Bill #	Author	Subject	Last Amended	Last Status - As of 9/23/2024	Location	Notes	Position	Priority (Low/Medium/High)	Category
AB 2401	Ting	Clean Cars 4 All Program.	8/5/2024	09/22/2024 - Vetoeed by the Governor	09/22/2024 - Assembly VETOED			Medium	GGRF, Incentive Programs, Mobile Source, Cap and Trade
AB 2815	Petrie-Norris	Clean Transportation Program: electric vehicle chargers.	7/2/2024	08/15/2024 - Failed Deadline pursuant to Rule 61(b)(14). (Last location was APPR. SUSPENSE FILE on 8/5/2024)	08/15/2024 - Senate DEAD			Low	GGRF, Incentive Programs, Mobile Source, Cap and Trade
SB 301	Portantino	Vehicular air pollution: Zero-Emission Aftermarket Conversion Project.	9/1/2023	06/14/2024 - Vetoeed by the Governor. In Senate. Consideration of Governor's veto pending.	06/14/2024 - Senate VETOED			Low	GGRF, Incentive Programs, Mobile Source, Cap and Trade
SB 638	Eggman	Climate Resiliency and Flood Protection Bond Act of 2024.	6/28/2023	08/31/2024 - Failed Deadline pursuant to Rule 61(b)(17). (Last location was W.,P., & W. on 6/15/2023)	08/31/2024 - Assembly DEAD			Low	GGRF, Incentive Programs, Mobile Source, Cap and Trade
SB 867	Allen	Safe Drinking Water, Wildfire Prevention, Drought Preparedness, and Clean Air Bond Act of 2024.	6/29/2024	07/03/2024 - Chaptered by Secretary of State - Chapter 83, Statutes of 2024	07/03/2024 - Senate CHAPTERED			Low	GGRF, Incentive Programs, Mobile Source, Cap and Trade
SB 1387	Newman	California Hybrid and Zero-Emission Truck and Bus Voucher Incentive Project: vehicle eligibility: schoolbus grant requirements.	6/10/2024	07/02/2024 - Failed Deadline pursuant to Rule 61(b)(13). (Last location was TRANS. on 6/3/2024)	07/02/2024 - Assembly DEAD			Low	GGRF, Incentive Programs, Mobile Source, Cap and Trade
AB 98	Carrillo, Juan	Planning and zoning: logistics use: truck routes.	8/28/2024	09/12/2024 - Enrolled and presented to the Governor at 4 p.m.	09/12/2024 - Assembly ENROLLED			Medium	Other
AB 107	Gabriel	Budget Act of 2024.	6/8/2024	06/26/2024 - Chaptered by Secretary of State - Chapter 22, Statutes of 2024	06/26/2024 - Assembly CHAPTERED			High	Other
AB 108	Gabriel	Budget Act of 2024.	6/22/2024	08/31/2024 - Failed Deadline pursuant to Rule 61(b)(17). (Last location was BUDGET & F.R. on 7/1/2024)	08/31/2024 - Senate DEAD			High	Other
AB 109	Gabriel	Budget Act of 2023.	6/22/2024	08/31/2024 - Failed Deadline pursuant to Rule 61(b)(17). (Last location was BUDGET & F.R. on 7/1/2024)	08/31/2024 - Senate DEAD			High	Other
AB 156	Committee on Budget	Public resources: omnibus budget trailer bill.	6/22/2024	08/31/2024 - Failed Deadline pursuant to Rule 61(b)(17). (Last location was BUDGET & F.R. on 7/1/2024)	08/31/2024 - Senate DEAD			High	Other
AB 164	Committee on Budget	State government.	6/22/2024	08/31/2024 - Failed Deadline pursuant to Rule 61(b)(17). (Last location was BUDGET & F.R. on 7/1/2024)	08/31/2024 - Senate DEAD			High	Other
AB 167	Committee on Budget	Taxation.	6/8/2024	08/31/2024 - Failed Deadline pursuant to Rule 61(b)(17). (Last location was BUDGET & F.R. on 7/1/2024)	08/31/2024 - Senate DEAD			High	Other
AB 180	Gabriel	Budget Act of 2024.	8/27/2024	09/03/2024 - Enrolled and presented to the Governor at 3:30 p.m.	09/03/2024 - Assembly ENROLLED			High	Other
AB 218	Committee on Budget	Oil and gas: trailer bill.	8/27/2024	09/12/2024 - Enrolled and presented to the Governor at 4 p.m.	09/12/2024 - Assembly ENROLLED			High	Other
AB 817	Pacheco	Open meetings: teleconferencing: subsidiary body.	5/29/2024	07/02/2024 - Failed Deadline pursuant to Rule 61(b)(13). (Last location was L. GOV. on 5/1/2024)	07/02/2024 - Senate DEAD	Board Approval 4/19/2023	Support	Medium	Other
AB 1296	Grayson	Bar pilots: regulation of vessels.	6/10/2024	09/11/2024 - Enrolled and presented to the Governor at 4 p.m.	09/11/2024 - Assembly ENROLLED			Low	Other
AB 1465	Wicks	Nonvehicular air pollution: civil penalties.	8/23/2024	09/20/2024 - Chaptered by Secretary of State - Chapter 300, Statutes of 2024	09/20/2024 - Assembly CHAPTERED		Air District-Sponsored	High	Other
AB 1812	Gabriel	Budget Act of 2024.		08/31/2024 - Failed Deadline pursuant to Rule 61(b)(17). (Last location was BUDGET on 1/16/2024)	08/31/2024 - Assembly DEAD	January Budget Proposal		High	Other
AB 1864	Connolly	Pesticides: agricultural use near schoolsites: notification and reporting.	8/15/2024	09/10/2024 - Enrolled and presented to the Governor at 4:30 p.m.	09/10/2024 - Assembly ENROLLED			Low	Other
AB 1866	Hart	Oil and gas: idle wells.	8/23/2024	09/11/2024 - Enrolled and presented to the Governor at 4 p.m.	09/11/2024 - Assembly ENROLLED			Low	Other
AB 2037	Papan	Weights and measures: electric vehicle chargers.	8/20/2024	09/05/2024 - Enrolled and presented to the Governor at 4 p.m.	09/05/2024 - Assembly ENROLLED			Low	Other
AB 2208	Zbur	California Ports Development and Offshore Wind Infrastructure Bond Act of 2024.	3/21/2024	08/31/2024 - Failed Deadline pursuant to Rule 61(b)(17). (Last location was NAT. RES. on 3/21/2024)	08/31/2024 - Assembly DEAD			Low	Other
AB 2243	Wicks	Housing development projects: objective standards: affordability and site criteria.	8/27/2024	09/19/2024 - Chaptered by Secretary of State - Chapter 272, Statutes of 2024	09/19/2024 - Assembly CHAPTERED			Low	Other
AB 2302	Addis	Open meetings: local agencies: teleconferences.		09/22/2024 - Approved by the Governor. Chaptered by Secretary of State - Chapter 389, Statutes of 2024.	09/22/2024 - Assembly CHAPTERED			Low	Other
AB 2309	Muratsuchi	City attorney: state law: misdemeanor.	7/3/2024	08/15/2024 - Failed Deadline pursuant to Rule 61(b)(14). (Last location was APPR. SUSPENSE FILE on 8/5/2024)	08/15/2024 - Senate DEAD			Low	Other
AB 2432	Gabriel	California Victims of Crime Act.	8/19/2024	09/05/2024 - Enrolled and presented to the Governor at 4 p.m.	09/05/2024 - Assembly ENROLLED			Low	Other
AB 2439	Quirk-Silva	Public works: prevailing wages: access to records.	4/1/2024	05/16/2024 - Failed Deadline pursuant to Rule 61(b)(8). (Last location was APPR. on 4/18/2024)	05/16/2024 - Assembly DEAD			Low	Other
AB 2453	Villapudua	Weights and measures: electric vehicle supply equipment.	6/24/2024	09/22/2024 - Approved by the Governor. Chaptered by Secretary of State - Chapter 399, Statutes of 2024.	09/22/2024 - Assembly CHAPTERED			Low	Other
AB 2513	Pellerin	Gas stoves and ranges: warning label.	8/5/2024	09/13/2024 - Enrolled and presented to the Governor at 4 p.m.	09/13/2024 - Assembly ENROLLED			Low	Other
AB 2561	McKinnor	Local public employees: vacant positions.	8/23/2024	09/22/2024 - Approved by the Governor. Chaptered by Secretary of State - Chapter 409, Statutes of 2024.	09/22/2024 - Assembly CHAPTERED			Low	Other
AB 2715	Boerner	Ralph M. Brown Act: closed sessions.	4/24/2024	09/14/2024 - Chaptered by Secretary of State - Chapter 243, Statutes of 2024	09/14/2024 - Assembly CHAPTERED			Low	Other
AB 2900	Soria	Small agricultural truck fleet assistance program.	5/16/2024	08/19/2024 - Enrolled and presented to the Governor at 3 p.m.	08/19/2024 - Assembly ENROLLED			Low	Other
AB 2902	Wood	Solid waste: reduction and recycling.	8/23/2024	09/22/2024 - Approved by the Governor. Chaptered by Secretary of State - Chapter 421, Statutes of 2024.	09/22/2024 - Assembly CHAPTERED			Low	Other
AB 2958	Calderon	State Air Resources Board: board members: compensation.	3/21/2024	08/15/2024 - Failed Deadline pursuant to Rule 61(b)(14). (Last location was APPR. SUSPENSE FILE on 8/5/2024)	08/15/2024 - Senate DEAD	Board Approval 4/3/2024	Support	Medium	Other
AB 3155	Friedman	Oil and gas wells: health protection zones: civil liability.	5/16/2024	08/31/2024 - Failed Deadline pursuant to Rule 61(b)(17). (Last location was INACTIVE FILE on 5/30/2024)	08/31/2024 - Assembly DEAD			Low	Other
AB 3233	Addis	Oil and gas: operations: restrictions: local authority.	8/23/2024	09/16/2024 - Enrolled and presented to the Governor at 3:30 p.m.	09/16/2024 - Assembly ENROLLED			Low	Other

Bill #	Author	Subject	Last Amended	Last Status - As of 9/23/2024	Location	Notes	Position	Priority (Low/Medium/High)	Category
AB 3258	Bryan	Refinery and chemical plants.	8/20/2024	09/05/2024 - Enrolled and presented to the Governor at 4 p.m.	09/05/2024 - Assembly ENROLLED			Low	Other
SB 107	Wiener	Budget Act of 2024.	6/10/2024	08/31/2024 - Failed Deadline pursuant to Rule 61(b)(17). (Last location was BUDGET on 7/3/2024)	08/31/2024 - Assembly DEAD			High	Other
SB 108	Wiener	Budget Act of 2024.	6/22/2024	06/29/2024 - Chaptered by Secretary of State - Chapter 35, Statutes of 2024	06/27/2024 - Senate CHAPTERED			Low	Other
SB 109	Wiener	Budget Act of 2023.	6/22/2024	06/29/2024 - Chaptered by Secretary of State - Chapter 36, Statutes of 2024	06/27/2024 - Senate CHAPTERED			Low	Other
SB 156	Committee on Budget and Finance	Public resources: omnibus budget trailer bill.	6/22/2024	07/02/2024 - Chaptered by Secretary of State - Chapter 72, Statutes of 2024	07/02/2024 - Senate CHAPTERED			Low	Other
SB 164	Committee on Budget and Finance	State government.	6/22/2024	06/29/2024 - Chaptered by Secretary of State - Chapter 41, Statutes of 2024	06/27/2024 - Senate CHAPTERED			Low	Other
SB 167	Committee on Budget and Finance	Taxation.	6/10/2024	06/27/2024 - Chaptered by Secretary of State - Chapter 34, Statutes of 2024	06/27/2024 - Senate CHAPTERED			High	Other
SB 178	Committee on Budget and Finance	Public resources trailer bill.	8/24/2024	08/31/2024 - Failed Deadline pursuant to Rule 61(b)(17). (Last location was INACTIVE FILE on 8/29/2024)	08/31/2024 - Assembly DEAD			Low	Other
SB 312	Wiener	California Environmental Quality Act: university housing development projects: exemption.	7/3/2024	09/19/2024 - Chaptered by Secretary of State - Chapter 284, Statutes of 2024	09/19/2024 - Senate CHAPTERED			Low	Other
SB 359	Umberg	Automobile dismantling: enforcement.	6/6/2024	08/15/2024 - Failed Deadline pursuant to Rule 61(b)(14). (Last location was APPR. SUSPENSE FILE on 8/7/2024)	08/15/2024 - Assembly DEAD			Low	Other
SB 382	Becker	Single-family residential property: disclosures.	6/3/2024	09/22/2024 - Chaptered by Secretary of State - Chapter 443, Statutes of 2024	09/22/2024 - Senate CHAPTERED	Board Approval 3/6/2024	Air District-Sponsored	High	Other
SB 720	Durazo	Gas corporations: applications and proceedings: employee organization participation.	8/19/2024	08/31/2024 - Failed Deadline pursuant to Rule 61(b)(17). (Last location was INACTIVE FILE on 8/22/2024)	08/31/2024 - Assembly DEAD			Low	Other
SB 917	Skinner	Budget Act of 2024.		08/31/2024 - Failed Deadline pursuant to Rule 61(b)(17). (Last location was BUDGET & F.R. on 1/10/2024)	08/31/2024 - Senate DEAD	January Budget Proposal		High	Other
SB 1045	Blakespear	Composting facilities: zoning.	4/29/2024	08/15/2024 - Failed Deadline pursuant to Rule 61(b)(14). (Last location was APPR. SUSPENSE FILE on 8/7/2024)	08/15/2024 - Assembly DEAD			Medium	Other
SB 1046	Laird	Organic waste reduction: program environmental impact report: small and medium compostable material handling facilities or operations.	6/12/2024	09/22/2024 - Chaptered by Secretary of State - Chapter 452, Statutes of 2024	09/22/2024 - Senate CHAPTERED			Low	Other
SB 1062	Dahle	Conversion of electrical generation facilities using biomass.	7/3/2024	08/15/2024 - Failed Deadline pursuant to Rule 61(b)(14). (Last location was APPR. SUSPENSE FILE on 8/7/2024)	08/15/2024 - Assembly DEAD			Low	Other
SB 1193	Menjivar	Airports: leaded aviation gasoline.	6/27/2024	09/22/2024 - Chaptered by Secretary of State - Chapter 460, Statutes of 2024	09/22/2024 - Senate CHAPTERED	Board Approval 3/6/2024	Support	Medium	Other
SB 1204	Archuleta	Planning and Zoning Law: electric vehicle charging stations.		08/31/2024 - Failed Deadline pursuant to Rule 61(b)(17). (Last location was RLS. on 2/15/2024)	08/31/2024 - Senate DEAD	Spot Bill		Low	Other
SB 1221	Min	Gas corporations: ceasing service: priority neighborhood decarbonization zones.	8/28/2024	09/12/2024 - Enrolled and presented to the Governor at 3 p.m.	09/12/2024 - Senate ENROLLED			Low	Other
SB 1234	Allen	Hazardous materials: metal shredding facilities.	6/10/2024	08/15/2024 - Failed Deadline pursuant to Rule 61(b)(14). (Last location was APPR. SUSPENSE FILE on 8/7/2024)	08/15/2024 - Assembly DEAD			Medium	Other
SB 1298	Cortese	Certification of thermal powerplants: data centers.	8/19/2024	08/31/2024 - Failed Deadline pursuant to Rule 61(b)(17). (Last location was RLS. on 8/27/2024)	08/31/2024 - Assembly DEAD	Current Position: Oppose Unless Amended Board Approval 4/3/2024 Board to consider "Neutral" position on 9/4/2024 Update: SB 1298 the bill did not meet the 8/31/2024 midnight deadline for bills to be passed by the Legislature. The bill was dead by the time the Board would have considered a change in position at the 9/4/2024, Board meeting; therefore, no action was taken by the Board.	Interim Neutral	Medium	Other
SB 1308	Gonzalez	Ozone: indoor air cleaning devices.	6/11/2024	07/02/2024 - Failed Deadline pursuant to Rule 61(b)(13). (Last location was NAT. RES. on 5/28/2024)	07/02/2024 - Assembly DEAD			Low	Other
SB 1505	Stern	Aircraft registration.		08/31/2024 - Failed Deadline pursuant to Rule 61(b)(17). (Last location was TRANS. on 2/29/2024)	08/31/2024 - Senate DEAD			Low	Other
SB 1510	Stern	Permitting: electric vehicle charging.		08/31/2024 - Failed Deadline pursuant to Rule 61(b)(17). (Last location was RLS. on 2/16/2024)	08/31/2024 - Senate DEAD	Intent Bill		Low	Other
SCR 136	Durazo	Equity impact analysis of legislation.		08/31/2024 - Failed Deadline pursuant to Rule 61(b)(17). (Last location was RLS. on 4/15/2024)	08/31/2024 - Senate DEAD			Low	Other
AB 6	Friedman	Transportation planning: regional transportation plans: reduction of greenhouse gas emissions.	5/30/2024	07/02/2024 - Failed Deadline pursuant to Rule 61(b)(13). (Last location was TRANS. on 5/30/2024)	07/02/2024 - Senate DEAD			Low	Transportation
AB 99	Connolly	Department of Transportation: state roads and highways: integrated pest management.	8/15/2024	09/10/2024 - Enrolled and presented to the Governor at 4:30 p.m.	09/10/2024 - Assembly ENROLLED			Low	Transportation
AB 1774	Dixon	Vehicles: electric bicycles.		07/02/2024 - Chaptered by Secretary of State - Chapter 55, Statutes of 2024	07/02/2024 - Assembly CHAPTERED			Low	Transportation
AB 1778	Connolly	Vehicles: electric bicycles.	5/30/2024	08/28/2024 - Enrolled and presented to the Governor at 4 p.m.	08/28/2024 - Assembly ENROLLED			Low	Transportation
AB 1837	Papan	San Francisco Bay area: public transit: Regional Network Management Council.	3/21/2024	07/02/2024 - Failed Deadline pursuant to Rule 61(b)(13). (Last location was TRANS. on 5/29/2024)	07/02/2024 - Senate DEAD			Low	Transportation

Bill #	Author	Subject	Last Amended	Last Status - As of 9/23/2024	Location	Notes	Position	Priority (Low/Medium/High)	Category
AB 1953	Villapudua	Vehicles: weight limits.	8/8/2024	09/12/2024 - Chaptered by Secretary of State - Chapter 219, Statutes of 2024	09/12/2024 - Assembly CHAPTERED			Low	Transportation
AB 2234	Boerner	Vehicles: electric bicycles.	6/13/2024	08/28/2024 - Enrolled and presented to the Governor at 4 p.m.	08/28/2024 - Assembly ENROLLED			Low	Transportation
AB 2290	Friedman	Transportation: Class III bikeways: bicycle facilities: Bikeway Quick-Build Project Pilot Program.	6/13/2024	08/15/2024 - Failed Deadline pursuant to Rule 61(b)(14). (Last location was APPR. SUSPENSE FILE on 6/24/2024)	08/15/2024 - Senate DEAD			Low	Transportation
AB 2325	Lee	San Francisco Bay Area Rapid Transit District: officers and employees: designation and appointment.	5/30/2024	07/15/2024 - Chaptered by Secretary of State - Chapter 106, Statutes of 2024	07/15/2024 - Assembly CHAPTERED			Low	Transportation
AB 2427	McCarty	Electric vehicle charging stations: permitting: curbside charging.	8/20/2024	09/09/2024 - Enrolled and presented to the Governor at 3:30 p.m.	09/09/2024 - Assembly ENROLLED			Low	Transportation
AB 2448	Jackson	Electric Vehicle Economic Opportunity Zone: County of Riverside.	6/20/2024	09/22/2024 - Vetoeed by the Governor	09/22/2024 - Assembly VETOED			Low	Transportation
AB 2559	Petrie-Norris	Local planning: electric vehicle service equipment: permitting delays.	5/16/2024	08/15/2024 - Failed Deadline pursuant to Rule 61(b)(14). (Last location was APPR. SUSPENSE FILE on 8/5/2024)	08/15/2024 - Senate DEAD			Low	Transportation
AB 2678	Wallis	Vehicles: high-occupancy vehicle lanes.	3/18/2024	09/22/2024 - Approved by the Governor. Chaptered by Secretary of State - Chapter 414, Statutes of 2024.	09/22/2024 - Assembly CHAPTERED			Low	Transportation
AB 2697	Irwin	Transportation electrification: electric vehicle charging stations: network roaming standards.	8/23/2024	09/09/2024 - Enrolled and presented to the Governor at 3:30 p.m.	09/09/2024 - Assembly ENROLLED			Low	Transportation
SB 768	Caballero	California Environmental Quality Act: Department of Housing and Community Development: vehicle miles traveled: study.	8/22/2024	09/03/2024 - Enrolled and presented to the Governor at 3 p.m.	09/03/2024 - Senate ENROLLED	Board Approval 4/19/2023	Work with Author	Medium	Transportation
SB 1031	Wiener	San Francisco Bay area: local revenue measure: transportation improvements.	5/20/2024	08/15/2024 - Failed Deadline pursuant to Rule 61(b)(14). (Last location was DESK on 5/24/2024)	08/15/2024 - Assembly DEAD			Medium	Transportation
SB 310	Dodd	Prescribed fire: civil liability: cultural burns.	8/19/2024	09/04/2024 - Enrolled and presented to the Governor at 4 p.m.	09/04/2024 - Senate ENROLLED			Low	Wildfire/Smoke/PSPS
SB 945	Alvarado-Gil	The Wildfire Smoke and Health Outcomes Data Act.	6/13/2024	08/15/2024 - Failed Deadline pursuant to Rule 61(b)(14). (Last location was APPR. SUSPENSE FILE on 8/7/2024)	08/15/2024 - Assembly DEAD			Low	Wildfire/Smoke/PSPS
SB 1176	Niello	Wildfires: workgroup: toxic heavy metals.	5/16/2024	08/15/2024 - Failed Deadline pursuant to Rule 61(b)(14). (Last location was APPR. SUSPENSE FILE on 8/7/2024)	08/15/2024 - Assembly DEAD			Low	Wildfire/Smoke/PSPS
Total Active Bills								56	Low: 43 Medium: 7 High: 6

Note: "Dead" or "Vetoeed" bills - highlighted in grey or red - do not count toward the "Total Active Bills"



BAY AREA
AIR QUALITY
MANAGEMENT
DISTRICT

AGENDA: 20

State Legislative Update

**Board of Directors Meeting
October 2, 2024**

**Alan Abbs
Legislative Officer
aabbs@baaqmd.gov**



Presentation Requested Action

None; the Board will discuss this item, but no action is requested at this time

Presentation Summary

Updates will be provided for the following:

- Air District Sponsored and Co-Sponsored Bills
- Board-Approved Position Bills
- Other Bills of Interest

September 30, 2024, is the last day for the Governor to sign or veto bills passed by the Legislature before September 1, 2024.

As of this writing, bills that are dead or have been vetoed are noted with a ~~strikeout~~. The remainder of the bills are on the Governor's desk or have been signed into law.

Abbreviations: Assembly Bill (AB) | Senate Bill (SB)

Sponsored and Co-Sponsored Bills

SPONSORED

- AB 1465 (Wicks) – Nonvehicular air pollution: civil penalties
 - Approved by the Governor on September 20, 2024
- SB 382 (Becker) – Single-family residential property: disclosures
 - Approved by the Governor on September 22, 2024

CO-SPONSORED

- ~~AB 2298 (Hart, et al.) – Coastal resources: Protecting Blue Whales and Blue Skies Program~~
 - AB 2298 was held under submission in the Senate Appropriations Committee – the bill is dead

Board-Approved Position Bills

SUPPORT

- AB 2522 (Carrillo, Wendy) – Air districts: governing boards: compensation
 - Approved by the Governor on September 22, 2024
- AB 2851 (Bonta) – Metal shredding facilities: fence-line air quality monitoring
 - Governor's Desk
- ~~AB 2958 (Calderon) – State Air Resources Board: board members: compensation~~
 - AB 2958 was held under submission in Senate Appropriations Committee – the bill is dead

Board-Approved Position Bills (cont.)

SUPPORT

- ~~SB 674 (Gonzalez) – Air pollution: covered facilities: community air monitoring systems: fence-line monitoring systems~~
 - Vetoed by the Governor on August 19, 2024
- SB 1158 (Archuleta) – Carl Moyer Memorial Air Quality Standards Attainment Program
 - Approved by the Governor on September 22, 2024
- SB 1193 (Menjivar) – Airports: leaded aviation gasoline
 - Approved by the Governor on September 22, 2024

Board-Approved Position Bills (cont.)

OPPOSE UNLESS AMENDED/INTERIM NEUTRAL

- ~~SB 1298 (Cortese) — Certification of thermal powerplants: data centers~~
 - Staff Note: The Committee voted to recommend to the full Board removing the Air District's Board-Approved position of "Oppose Unless Amended" and move to a "Neutral" position. This item was on the agenda for the Board's consideration at the September 4, 2024, Board meeting. However, the bill had been re-referred to the Assembly Rules Committee and never made it back to the Assembly Floor for a vote. The bill was dead by the time the Board was to consider a change in position; therefore, no action was taken by the Board.

Other Bills of Interest – No Position

- ~~SB 1234 (Allen) – Hazardous materials: metal shredding facilities~~
 - The bill was set for the August 15, 2024, Assembly Appropriations Committee Suspense File hearing but was canceled at the request of the author – the bill is dead
- AB 98 (J. Carrillo) – Planning and zoning: logistics use: truck routes
 - Governor's Desk
- AB 180 (Gabriel) – Budget Act of 2024 (Budget Bill Junior)
 - Governor's Desk
- AB 218 (Committee on Budget) – Oil and gas: trailer bill
 - Governor's Desk

Other Bills of Interest – No Position (cont.)

- AB 1122 (Bains) – Commercial harbor craft: equipment
 - Governor’s Desk
- AB 1296 (Grayson) – Bar pilots: regulation of vessels
 - Governor’s Desk
- ~~AB 2401 (Ting) – Clean Cars 4 All Program~~
 - Vetoed by the Governor on September 22, 2024
- AB 2561 (McKinnor) – Local public employees: vacant positions
 - Approved by the Governor on September 22, 2024
- SB 310 (Dodd) – Prescribed fire: civil liability: cultural burns
 - Governor’s Desk

Other Bills of Interest – No Position (cont.)

- ~~SB 950 (Skinner) – Energy: transportation fuels: inventories: turnaround and maintenance~~
 - SB 950 was gut and amended on August 28, 2024, to its current form. The bill did not come up for a vote on the Senate and Assembly floors. Instead, the Governor called a special session to address gas prices – the bill is dead

Questions / Discussion