



BAY AREA  
AIR QUALITY  
MANAGEMENT  
DISTRICT

BOARD OF DIRECTORS  
MOBILE SOURCE COMMITTEE

COMMITTEE MEMBERS

DAVID CANEPA – CHAIR  
PAULINE RUSSO CUTTER  
DAVID HUDSON  
KAREN MITCHOFF  
LORI WILSON

TYRONE JUE – VICE CHAIR  
SCOTT HAGGERTY  
LIZ KNISS  
KATIE RICE

**THIS MEETING WILL BE CONDUCTED UNDER PROCEDURES AUTHORIZED BY  
EXECUTIVE ORDER N-29-20 ISSUED BY  
GOVERNOR GAVIN NEWSOM**

- **MEMBERS OF THE COMMITTEE MUST PARTICIPATE BY  
TELECONFERENCE**
- **THE PUBLIC MAY OBSERVE THIS MEETING THROUGH THE WEBCAST OF  
THE MEETING BY CLICKING THE LINK AVAILABLE ON THE AIR  
DISTRICT'S AGENDA WEBPAGE FOR THE MEETING AVAILABLE AT**

[www.baaqmd.gov/bodagendas](http://www.baaqmd.gov/bodagendas)

**PLEASE CLICK THE LINK BELOW TO JOIN THE WEBINAR  
WEBINAR ID: 949 3427 0345**

<https://bayareametro.zoom.us/j/94934270345>

- **PUBLIC COMMENTS WILL BE TAKEN DURING THE TELECONFERENCE.  
INSTRUCTIONS WILL BE PROVIDED ON HOW TO COMMENT AT THE  
START OF THE MEETING. COMMENTS MAY ALSO BE SUBMITTED AT**

[Comments@baaqmd.gov](mailto:Comments@baaqmd.gov)

**THURSDAY  
JUNE 18, 2020  
9:30 A.M.**

## **AGENDA**

**1. CALL TO ORDER - ROLL CALL**

**PUBLIC MEETING PROCEDURE**

*The Committee Chair shall call the meeting to order and the Clerk of the Boards shall take roll of the Committee members.*

*This meeting will be webcast. To see the webcast, please visit [www.baaqmd.gov/bodagendas](http://www.baaqmd.gov/bodagendas) at the time of the meeting. Closed captioning may contain errors and omissions and are not certified for their content or form.*

***Email Comment on Agenda Items:** The public may comment on each item on the agenda. Email Comments for items on the agenda must be submitted to [Comments@baaqmd.gov](mailto:Comments@baaqmd.gov) prior to the Committee taking up the particular item and indicate the agenda item to which the comment relates. Emailed comments will be considered as the agenda item is taken up by the Committee. Emailed comments containing 250 words or less will be read aloud by staff. Emailed comments exceeding 250 words may be summarized during the meeting, if feasible.*

**Staff/Phone (415) 749-**

**2. APPROVAL OF THE MINUTES OF MAY 20, 2020**

**Clerk of the Boards/5073**

*The Committee will consider approving the attached draft minutes of the Mobile Source Committee meeting of May 20, 2020.*

**3. PROJECTS AND CONTRACTS WITH PROPOSED GRANT AWARDS OVER \$100,000**

**K. Schkolnick/5070**

**[kschkolnick@baaqmd.gov](mailto:kschkolnick@baaqmd.gov)**

*The Committee will consider recommending the Board of Directors approve the award of Carl Moyer Program and Transportation Fund for Clean Air Program funding to projects with proposed grant awards in excess of \$100,000 and authorize the Executive Officer/APCO to execute grant agreements for the recommended projects.*

4. **REVISE ALLOCATION OF FISCAL YEAR ENDING (FYE) 2021  
TRANSPORTATION FUND FOR CLEAN AIR FUNDING**

K. Schkolnick/5070  
[kschkolnick@baaqmd.gov](mailto:kschkolnick@baaqmd.gov)

*The Committee will consider recommending the Board of Directors approve a proposed increase to the Fiscal Year Ending (FYE) 2021 Transportation for Clean Air Funding Allocation for two Air District-sponsored programs.*

5. **PUBLIC COMMENT ON NON-AGENDA MATTERS**

*Emailed comments indicating the comment pertains to non-agenda matters will be considered under this item. Emailed comments containing 250 words or less will be read aloud by staff. Emailed comments exceeding 250 words may be summarized during the meeting, if feasible.*

6. **COMMITTEE MEMBER COMMENTS**

*Any member of the Committee, or its staff, on his or her own initiative or in response to questions posed by the public, may: ask a question for clarification, make a brief announcement or report on his or her own activities, provide a reference to staff regarding factual information, request staff to report back at a subsequent meeting concerning any matter or take action to direct staff to place a matter of business on a future agenda. (Gov't Code § 54954.2)*

7. **TIME AND PLACE OF NEXT MEETING**

*At the Call of the Chair.*

8. **ADJOURNMENT**

*The Committee meeting shall be adjourned by the Committee Chair.*

**CONTACT:**

**MANAGER, EXECUTIVE OPERATIONS**  
**375 BEALE STREET, SAN FRANCISCO, CA 94105**  
[vjohnson@baaqmd.gov](mailto:vjohnson@baaqmd.gov)

**(415) 749-4941**  
**FAX: (415) 928-8560**  
**BAAQMD homepage:**  
[www.baaqmd.gov](http://www.baaqmd.gov)

- Any writing relating to an open session item on this Agenda that is distributed to all, or a majority of all, members of the body to which this Agenda relates shall be made available at the District's offices at 375 Beale Street, Suite 600, San Francisco, CA 94105, at the time such writing is made available to all, or a majority of all, members of that body.

**Accessibility and Non-Discrimination Policy**

The Bay Area Air Quality Management District (Air District) does not discriminate on the basis of race, national origin, ethnic group identification, ancestry, religion, age, sex, sexual orientation, gender identity, gender expression, color, genetic information, medical condition, or mental or physical disability, or any other attribute or belief protected by law.

It is the Air District's policy to provide fair and equal access to the benefits of a program or activity administered by Air District. The Air District will not tolerate discrimination against any person(s) seeking to participate in, or receive the benefits of, any program or activity offered or conducted by the Air District. Members of the public who believe they or others were unlawfully denied full and equal access to an Air District program or activity may file a discrimination complaint under this policy. This non-discrimination policy also applies to other people or entities affiliated with Air District, including contractors or grantees that the Air District utilizes to provide benefits and services to members of the public.

Auxiliary aids and services including, for example, qualified interpreters and/or listening devices, to individuals who are deaf or hard of hearing, and to other individuals as necessary to ensure effective communication or an equal opportunity to participate fully in the benefits, activities, programs and services will be provided by the Air District in a timely manner and in such a way as to protect the privacy and independence of the individual. Please contact the Non-Discrimination Coordinator identified below at least three days in advance of a meeting so that arrangements can be made accordingly.

If you believe discrimination has occurred with respect to an Air District program or activity, you may contact the Non-Discrimination Coordinator identified below or visit our website at [www.baaqmd.gov/accessibility](http://www.baaqmd.gov/accessibility) to learn how and where to file a complaint of discrimination.

Questions regarding this Policy should be directed to the Air District's Non-Discrimination Coordinator, Rex Sanders, at (415) 749-4951 or by email at [rsanders@baaqmd.gov](mailto:rsanders@baaqmd.gov)

# BAY AREA AIR QUALITY MANAGEMENT DISTRICT

375 BEALE STREET, SAN FRANCISCO, CA 94105

FOR QUESTIONS PLEASE CALL (415) 749-4941

## EXECUTIVE OFFICE:

## MONTHLY CALENDAR OF AIR DISTRICT MEETINGS

### JUNE 2020

| <u>TYPE OF MEETING</u>   | <u>DAY</u> | <u>DATE</u> | <u>TIME</u> | <u>ROOM</u>                                      |
|--|------------|-------------|-------------|--|
| Board of Directors Stationary Source Committee   | Wednesday  | 17          | 9:30 a.m.   | Webcast only pursuant to Executive Order N-29-20 |
| Board of Directors Special Meeting   | Wednesday  | 17          | 11:30 a.m.  | Webcast only pursuant to Executive Order N-29-20 |
| Board of Directors Mobile Source Committee   | Thursday   | 18          | 9:30 a.m.   | Webcast only pursuant to Executive Order N-29-20 |
| Board of Directors Climate Protection Committee  | Thursday   | 18          | 11:30 a.m.  | Webcast only pursuant to Executive Order N-29-20 |
| Board of Directors Budget & Finance Committee – CANCELLED  | Wednesday  | 24          | 9:30 a.m.   | Webcast only pursuant to Executive Order N-29-20 |
| Board of Directors Legislative Committee<br>- CANCELLED & RESCHEDULED TO THURSDAY,<br>JUNE 25, 2020 AT 9:30 A.M.   | Wednesday  | 24          | 9:30 a.m.   | Webcast only pursuant to Executive Order N-29-20 |
| Board of Directors Mobile Source Committee – CANCELLED & RESCHEDULED TO THURSDAY, JUNE 18, 2020 AT 9:30 A.M.       | Wednesday  | 24          | 11:00 a.m.  | Webcast only pursuant to Executive Order N-29-20 |
| Board of Directors Stationary Source Committee – CANCELLED & RESCHEDULED TO WEDNESDAY, JUNE 17, 2020 AT 9:30 A.M.  | Wednesday  | 24          | 12:00 p.m.  | Webcast only pursuant to Executive Order N-29-20 |
| Board of Directors Climate Protection Committee – CANCELLED & RESCHEDULED TO THURSDAY, JUNE 18, 2020 AT 11:30 A.M. | Wednesday  | 24          | 2:00 p.m.   | Webcast only pursuant to Executive Order N-29-20 |
| Board of Directors Legislative Committee   | Thursday   | 25          | 9:30 a.m.   | Webcast only pursuant to Executive Order N-29-20 |

### JULY 2020

| <u>TYPE OF MEETING</u>   | <u>DAY</u> | <u>DATE</u> | <u>TIME</u> | <u>ROOM</u>                                      |
|--|------------|-------------|-------------|--|
| Board of Directors Regular Meeting<br>- CANCELLED                    | Wednesday  | 1           | 9:30 a.m.   | Webcast only pursuant to Executive Order N-29-20 |
| Board of Directors Ad Hoc Committee on Equity, Access, and Inclusion | Wednesday  | 1           | 10:00 a.m.  | Webcast only pursuant to Executive Order N-29-20 |

**BAY AREA AIR QUALITY MANAGEMENT DISTRICT**

Memorandum

To: Chairperson David Canepa and Members  
of the Mobile Source Committee

From: Jack P. Broadbent  
Executive Officer/APCO

Date: June 10, 2020

Re: Approval of the Minutes of May 20, 2020

---

RECOMMENDED ACTION

Approve the attached draft minutes of the Mobile Source Committee (Committee) meeting of May 20, 2020.

DISCUSSION

Attached for your review and approval are the draft minutes of the Mobile Source Committee meeting of May 20, 2020.

Respectfully submitted,

Jack P. Broadbent  
Executive Officer/APCO

Prepared by: Marcy Hiratzka  
Reviewed by: Vanessa Johnson

Attachment 2A: Draft Minutes of the Committee Meeting of May 20, 2020

## AGENDA: 2A – ATTACHMENT

Draft Minutes – Mobile Source Committee Meeting of May 20, 2020

Bay Area Air Quality Management District  
375 Beale Street, Suite 600  
San Francisco, California 94105  
(415) 749-5073

### DRAFT MINUTES

Summary of Board of Directors  
Mobile Source Committee Meeting  
Wednesday, May 20, 2020

**This meeting was conducted under procedures authorized by executive order N-29-20 issued by Governor Gavin Newsom. Members of the committee participated by teleconference.**

#### 1. CALL TO ORDER – ROLL CALL

Mobile Source Committee (Committee) Vice Chair, Tyrone Jue, called the meeting to order at 9:38 a.m.

Present: Chairperson David Canepa; Vice Chair Tyrone Jue; and Directors Pauline Russo Cutter, Scott Haggerty, David Hudson, Liz Kniss, Karen Mitchoff, and Katie Rice.

Absent: Director Lori Wilson.

Also Present: Board Chairperson Rod Sinks.

#### 2. APPROVAL OF THE MINUTES OF APRIL 22, 2020

##### Public Comments

No requests received.

##### Committee Comments

None.

##### Committee Action

Director Rice made a motion, seconded by Director Cutter, to **approve** the Minutes of April 22, 2020; and the motion carried by the following vote of the Committee:

AYES: Cutter, Haggerty, Hudson, Jue, Kniss, Mitchoff, Rice, Sinks.  
NOES: None.  
ABSTAIN: None.  
ABSENT: Canepa, Wilson.

**3. PROJECTS AND CONTRACTS WITH PROPOSED GRANT AWARDS OVER \$100,000**

NOTED PRESENT: Chair Canepa was noted present at 9:53 a.m.

Damian Breen, Deputy Air Pollution Control Officer of Technology, introduced Karen Schkolnick, Director of the Strategic Incentives Division, who gave the staff presentation *Projects and Contracts with Proposed Awards Over \$100,000*, including: overview; Carl Moyer Program (CMP), Mobile Source Incentive Fund (MSIF), and Funding Agricultural Replacement Measures for Emission Reductions (FARMER) project recommendations over \$100,000; Transportation Fund for Clean Air (TFCA) project recommendations over \$100,000; Reformulated Gasoline (RFG) Settlement Fund status as of April 4, 2020; incentive funding awarded and recommended since July 2019 by funding source, project category, and county; status of solicitations; and recommended actions.

Public Comments

No requests received.

Committee Comments

The Committee and staff discussed the market viability and scope of the awarded electric agricultural tractor and zero-emission Class 8 eCascadia truck projects; vehicle replacement practices used for these projects; the Air District's development of a solution for generators (prime/backup and mobile/stationary); and from which sources the Air District collects its data on clean automotive technologies, and whether the Air District makes that data publicly available.

Committee Action

Board Chair Sinks made a motion, seconded by Director Hudson, to recommend that the Board **approve** staff recommendations; and the motion carried by the following vote of the Committee:

AYES: Canepa, Cutter, Haggerty, Hudson, Jue, Kniss, Mitchoff, Rice, Sinks.  
NOES: None.  
ABSTAIN: None.  
ABSENT: Wilson.

**4. UPDATES TO THE TRANSPORTATION FUND FOR CLEAN AIR (TFCA) REGIONAL FUND POLICIES AND EVALUATION CRITERIA FOR FISCAL YEAR ENDING (FYE) 2021**

Mr. Breen introduced Ms. Schkolnick who gave the staff presentation *FYE 2021 TFCA Regional Fund Policies and Evaluation Criteria*, including: overview; TFCA background; public outreach process; proposed updates: general requirements, clean air vehicles, and trip reduction; and recommended action.



### Public Comments

Public comments were given by Gladwyn D’Souza, Belmont resident.

### Committee Comments

The Committee and staff discussed whether the Air District plans to recommend amendments to Policy #25 (Hydrogen Stations); whether Policy #26 (Electric Vehicle Charging Infrastructure) pertains to superchargers; and whether policy amendments and granted solicitations consider the needs and desires of country transportation agencies.

### Committee Action

Director Hudson made a motion, seconded by Director Kniss, to recommend that the Board **approve** the proposed FYE 2021 TFCA Regional Fund Policies and Evaluation Criteria; and the motion carried by the following vote of the Committee:

AYES: Canepa, Cutter, Haggerty, Hudson, Jue, Kniss, Mitchoff, Rice, Sinks.  
NOES: None.  
ABSTAIN: None.  
ABSENT: Wilson.

### **5. PUBLIC COMMENT ON NON-AGENDA MATTERS**

No requests received.

### **6. COMMITTEE MEMBER COMMENTS**

Director Kniss requested a presentation on the comparison between vehicle miles traveled and associated emission levels before and after sheltering in place/COVID-19 pandemic.

Chair Canepa and Directors Kniss, Mitchoff, and Rice speculated on the prospects of long-term telecommuting.

### **7. TIME AND PLACE OF NEXT MEETING**

The next meeting had originally been scheduled for Wednesday, June 24, 2020, at 11:00 a.m. via webcast, pursuant to procedures authorized by Executive Order N-29-20 issued by Governor Gavin Newsom. After the meeting adjourned, the next meeting was scheduled for Thursday, June 18, 2020, at 9:30 a.m., via webcast, pursuant to procedures authorized by Executive Order N-29-20 issued by Governor Gavin Newsom.

### **8. ADJOURNMENT**

The meeting adjourned at 10:49 a.m.

Marcy Hiratzka  
Clerk of the Boards

**BAY AREA AIR QUALITY MANAGEMENT DISTRICT**

## Memorandum

To: Chairperson David Canepa and Members  
of the Mobile Source Committee

From: Jack P. Broadbent  
Executive Officer/APCO

Date: June 10, 2020

Re: Projects and Contracts with Proposed Grant Awards Over \$100,000

**RECOMMENDED ACTION**

Recommend Board of Directors:

1. Approve recommended projects with proposed grant awards over \$100,000 as shown in Attachment 1; and
2. Authorize the Executive Officer/APCO to enter into all necessary agreements with applicants for the recommended projects.

**BACKGROUND**

The Bay Area Air Quality Management District (Air District) has participated in the Carl Moyer Program (CMP), in cooperation with the California Air Resources Board (CARB), since the program began in the State's fiscal year 1998-1999. The CMP provides grants to public and private entities to reduce emissions of nitrogen oxides (NO<sub>x</sub>), reactive organic gases (ROG), and particulate matter (PM) from existing heavy-duty engines by either replacing or retrofitting them. Eligible heavy-duty diesel engine applications include on-road trucks and buses, off-road equipment, marine vessels, locomotives, and stationary agricultural pump engines.

Assembly Bill (AB) 923 (Firebaugh), enacted in 2004 (codified as Health and Safety Code (HSC) Section 44225), authorized local air districts to increase their motor vehicle registration surcharge up to an additional \$2 per vehicle. The revenues from the additional \$2 surcharge are deposited in the Air District's Mobile Source Incentive Fund (MSIF). AB 923 stipulates that air districts may use the revenues generated by the additional \$2 surcharge for projects eligible under the CMP. On February 6, 2019, the Board of Directors (Board) authorized Air District participation in Year 21 of the CMP, and authorized the Executive Officer/APCO to execute grant agreements and amendments for projects funded with CMP funds or MSIF revenues, with individual grant award amounts up to \$100,000.

In 2017, AB 617 directed the CARB, in conjunction with local air districts to establish the Community Air Protection Program. AB 617 provides a new community-focused action framework to improve air quality and reduce exposure to criteria air pollutants and toxic air

contaminants in communities most impacted by air pollution. In advance of the development of the Community Air Protection Program, the Governor and legislature established an early action component to AB 617 to use existing incentive programs to get immediate emission reductions in the communities most affected by air pollution. AB 134 (2017) appropriated \$50 million from the Greenhouse Gas Reduction Fund (GGRF) to reduce mobile source emissions including criteria pollutants, toxic air contaminants, and greenhouse gases in those communities within the Bay Area. Senate Bill (SB) 856 (2018) continued support for the Community Air Protection Program and appropriated \$245 million from the GGRF statewide, of which \$40 million was awarded to the Air District for emission reduction projects in the Bay Area. On April 3, 2019, the Board authorized the Air District to accept, obligate, and expend SB 856 grant funding. These funds are distributed through the Air District's Community Health Protection Grant Program to implement projects under the CMP and optionally on-road truck replacements under the Proposition 1B Goods Movement Emission Reduction Program.

CARB developed the Funding Agricultural Replacement Measures for Emission Reductions (FARMER) Program Guidelines in February 2018, which outlines requirements for incentive funding for eligible equipment (e.g., agricultural harvesting equipment, heavy-duty trucks, agricultural pump engines, tractors, and other equipment used in agricultural operations). The 2020 California State Budget appropriated \$65 million in Fiscal Year 2019-20 GGRF funds to the CARB for the continued reduction of criteria, toxic, and greenhouse gas emissions from the agricultural sector through the FARMER Program. On November 20, 2019, the Board authorized the Air District's participation in the current cycle of the FARMER program.

In 1991, the California State Legislature authorized the Air District to impose a \$4 surcharge on motor vehicles registered within the nine-county Bay Area to fund projects that reduce on-road motor vehicle emissions within the Air District's jurisdiction. The statutory authority and requirements for the Transportation Fund for Clean Air (TFCA) are set forth in the HSC Sections 44241 and 44242. Sixty percent of TFCA funds are awarded by the Air District to eligible projects and programs implemented directly by the Air District (e.g., Spare the Air program) and to a program referred to as the Regional Fund. Each year, the Board allocates funding and adopts policies and evaluation criteria that govern the expenditure of TFCA monies. The remaining forty percent of TFCA funds are pass-through funds that are awarded to the designated County Program Manager (CPM) in each of the nine counties within the Air District's jurisdiction.

On April 3, 2019, the Board authorized funding allocations for use of the sixty percent of the TFCA revenue in Fiscal Year Ending (FYE) 2020, cost-effectiveness limits for Air District-sponsored FYE 2020 programs, and the Executive Officer/APCO to execute grant agreements and amendments for projects with individual grant award amounts up to \$100,000. On June 5, 2019, the Board adopted policies and evaluation criteria for the FYE 2020 Regional Fund program.

The Bay Area Clean Air Foundation (Foundation) is a nonprofit support organization for the Air District. As part of its operation, the Foundation applies for and accepts grant funding from various sources to reduce emissions within the Air District's jurisdiction. Under the terms of an executed contract between the Air District and Foundation, Air District staff administer grant programs and revenues awarded to the Foundation. On December 5, 2017, the Foundation entered into a contract with the Reformulated Gas Settlement Fund (RFG) administrators for approximately \$1.3 million

to be used to incentivize the accelerated adoption of zero- and near-zero-emission equipment and vehicles operating in and around the West Oakland community.

Projects with grant award amounts over \$100,000 are brought to the Mobile Source Committee for consideration at least on a quarterly basis. Staff reviews and evaluates grant applications based upon the respective governing policies and guidelines established by the CARB, the Board, and other funding agencies.

## DISCUSSION

### **Carl Moyer Program and Community Health Protection Grant Program:**

For the CMP Year 21 cycle, the Air District had more than \$52 million available from MSIF, Community Health Protection Grant Program, FARMER and CMP funds for eligible projects. The Air District started accepting project applications for the CMP Year 21 funding cycle on June 17, 2019. Applications are accepted and evaluated on a first-come, first-served basis.

As of June 1, 2020, the Air District had received 197 project applications. Of the applications that have been evaluated between May 4, 2020 and June 1, 2020, two eligible projects have proposed grant awards over \$100,000. These projects will replace five pieces of mobile, diesel powered agricultural equipment. These projects will reduce over 2.02 tons of NO<sub>x</sub>, ROG and PM per year. Staff recommends the allocation of \$450,230 for these projects from a combination of CMP, FARMER and Community Health Protection funds and MSIF revenues. Attachment 1, Table 1, provides additional information on these projects.

Attachment 2 lists all of the eligible projects that have been received by the Air District as of June 1, 2020, including information about equipment category, award amounts, estimated emissions reductions, and county location. Approximately 74% of the funds have been awarded to projects that reduce emissions in highly impacted Bay Area communities. Attachment 4, Figures 4 and 5 summarize the cumulative allocation of the CMP, FARMER, MSIF, and Community Air Protection Program funding since 2009 (more than \$321 million awarded to 1,296 projects).

### **Transportation Fund for Clean Air Program:**

For the FYE 2020 funding cycle, the Air District has approximately \$32 million in TFCA monies available for eligible Vehicle Trip Reduction and Clean Air Vehicle projects and programs. The Air District began accepting applications for this funding cycle on August 9, 2019. Applications are accepted and evaluated on a first-come, first-served basis.

As of June 1, 2020, the Air District had received 25 project applications. Of the applications evaluated between May 4, 2020 and June 1, 2020, two eligible projects have a proposed TFCA grant award over \$100,000. These projects will install 12.6 miles of Class IV bikeway and 520 electronic bicycle locker spaces and are estimated to reduce over 0.566 tons of NO<sub>x</sub>, ROG, and PM per year. Staff recommends an allocation of \$1,171,000 for these projects. Attachment 1, Table 2, provides additional information on these projects.

Attachment 3, Table 1, lists all eligible TFCA projects that have been evaluated and awarded between July 1, 2019 – June 1, 2020, including information about project category, award amount, estimated emissions reduction, and county location. Approximately 47% of TFCA funds have been awarded to projects that reduce emissions in highly impacted Bay Area communities.

**Reformulated Gas Settlement Fund Program:**

Under contract with the Foundation, the Air District has been administering the West Oakland Zero-Emission Grant Program and approximately \$1.17 million in RFG funding has been awarded to eligible projects that reduce petroleum usage and air pollution in West Oakland and nearby communities surrounding the Port of Oakland.

As of June 1, 2020, the Air District had received 25 project applications for RFG funds. Of the applications evaluated between May 4, 2020 and June 1, 2020, there were no projects with proposed RFG grant awards over \$100,000. Attachment 3, Table 2, lists all eligible RFG projects that were evaluated between July 1, 2018 and June 1, 2020, including information about the project equipment, award amounts, estimated emissions reductions, and project locations.

BUDGET CONSIDERATION/FINANCIAL IMPACT

None. The Air District distributes the CMP, MSIF, Community Health Protection Grant Program, TFCA, and RFG funding to project sponsors on a reimbursement basis. Funding for administrative costs is provided by each funding source.

Respectfully submitted,

Jack P. Broadbent  
Executive Officer/APCO

Prepared by: Anthony Fournier and Linda Hui  
Reviewed by: Karen Schkolnick, Chengfeng Wang and Ken Mak

- Attachment 1: Projects with grant awards greater than \$100,000
- Attachment 2: CMP/MSIF, FARMER and Community Health Protection Grant Program approved projects
- Attachment 3: TFCA and RFG approved and eligible projects
- Attachment 4: Summary of funding awarded between 7/1/19 and 6/1/20

### AGENDA 3 - ATTACHMENT 1

Table 1 - Carl Moyer Program/ Mobile Source Incentive Fund, FARMER, and Community Health Protection Grant Program projects with grant awards greater than \$100k (Evaluated between 5/4/20 and 6/1/20)

| Project #         | Applicant name                      | Project Category | Project Description  | Proposed contract award | Total project cost | Emission Reductions (Tons per year) |              |              | County |
|-------------------|-------------------------------------|------------------|--|-------------------------|--------------------|-------------------------------------|--------------|--------------|--------|
|                   |                                     |                  |  |                         |                    | NO <sub>x</sub>                     | ROG          | PM           |        |
| 21MOY159          | Morrison Bros. Dairy                | Ag/ off-road     | Replacement of one piece of diesel powered, mobile agricultural equipment.   | \$ 159,830              | \$ 199,788         | 0.936                               | 0.120        | 0.069        | Sonoma |
| 21MOY188          | New Pina Vineyard Management , LLC. | Ag/ off-road     | Replacement of four pieces of diesel powered, mobile agricultural equipment. | \$ 290,400              | \$ 363,147         | 0.732                               | 0.104        | 0.068        | Napa   |
| <b>2 Projects</b> |                                     |                  |  | <b>\$ 450,230</b>       | <b>\$ 562,935</b>  | <b>1.668</b>                        | <b>0.224</b> | <b>0.138</b> |        |

Table 2 - Transportation Fund for Clean Air projects with grant awards greater than \$100k (Evaluated between 5/4/20 and 6/1/20)

| Project #         | Applicant name                        | Project Category   | Project Description  | Proposed contract award | Total project cost  | Emission Reductions (Tons per year) |              |              | County       |
|-------------------|---------------------------------------|--------------------|--|-------------------------|---------------------|-------------------------------------|--------------|--------------|--------------|
|                   |                                       |                    |  |                         |                     | NO <sub>x</sub>                     | ROG          | PM           |              |
| 20R30             | City of Fremont                       | Bicycle Facilities | Upgrade 12.6 miles of Class II to Class IV bikeways in Fremont   | \$ 130,000              | \$ 393,380          | 0.005                               | 0.006        | 0.014        | Alameda      |
| 20R31             | Peninsula Corridor Joint Powers Board | Bicycle Facilities | Install and maintain 520 electronic bicycle locker spaces at 22 Caltrain stations in San Francisco, San Mateo and Santa Clara counties | \$ 1,041,000            | \$ 2,240,000        | 0.097                               | 0.139        | 0.306        | Multi-County |
| <b>2 Projects</b> |                                       |                    |  | <b>\$ 1,171,000</b>     | <b>\$ 2,633,380</b> | <b>0.102</b>                        | <b>0.145</b> | <b>0.319</b> |              |

## AGENDA 3 - ATTACHMENT 2

*CMP/MSIF, FARMER and Community Health Protection Grant Program approved projects  
(between 7/3/19 and 6/1/20)*

| Project # | Equipment category | Project type          | # of engines | Proposed contract award | Applicant name                                    | Emission Reductions<br>(Tons per year) |       |       | Board approval date | County       |
|-----------|--------------------|-----------------------|--------------|-------------------------|---|--|-------|-------|---------------------|--------------|
|           |                    |                       |              |                         |   | NOx                                    | ROG   | PM    |                     |              |
| 20MOY230  | Ag/ off-road       | Equipment replacement | 1            | \$ 16,965.00            | Cornerstone Certified Vineyard                    | 0.024                                  | 0.019 | 0.006 | APCO                | Sonoma       |
| 20MOY235  | Ag/ off-road       | Equipment replacement | 1            | \$ 46,690.00            | Goldridge Pinot LLC dba Emeritus Vineyards        | 0.170                                  | 0.026 | 0.019 | APCO                | Sonoma       |
| 20MOY241  | Ag/ off-road       | Equipment replacement | 3            | \$ 129,500.00           | Linda Pierce Wedemeyer Exemption Trust            | 0.217                                  | 0.039 | 0.021 | 10/2/2019           | Solano       |
| 21MOY9    | On-road            | Equipment replacement | 1            | \$ 60,000.00            | Prime Tank Lines LLC                              | 0.802                                  | 0.060 | 0.005 | APCO                | Contra Costa |
| 20MOY248  | On-road            | Equipment replacement | 1            | \$ 40,000.00            | Amritpal Tindh<br>(Truck owner/operator)          | 0.604                                  | 0.052 | 0.000 | APCO                | Alameda      |
| 21MOY1    | On-road            | Equipment replacement | 1            | \$ 40,000.00            | Freight 99 Express Inc.<br>(Truck owner/operator) | 0.280                                  | 0.024 | 0.000 | APCO                | Alameda      |
| 20MOY86   | On-road            | Equipment replacement | 1            | \$ 25,000.00            | Sears Keith<br>(Truck owner/ operator)            | 0.195                                  | 0.016 | 0.000 | APCO                | Sacramento   |
| 20MOY150  | On-road            | Equipment replacement | 1            | \$ 40,000.00            | Sukhjeet Singh Cheema<br>(Truck owner/ operator)  | 0.667                                  | 0.057 | 0.000 | APCO                | San Joaquin  |
| 21SBP2    | School bus         | Equipment replacement | 1            | \$ 178,500.00           | Campbell Union School District                    | 0.064                                  | 0.005 | 0.000 | 10/2/2019           | Santa Clara  |
| 20MOY227  | On-road            | Equipment replacement | 1            | \$ 30,000.00            | JSK Trucking<br>(Truck owner/ operator)           | 0.193                                  | 0.016 | 0.000 | APCO                | San Joaquin  |
| 20MOY239a | On-road            | Equipment replacement | 1            | \$ 30,000.00            | DNA Trucking, Inc.                                | 0.252                                  | 0.021 | 0.000 | APCO                | Solano       |
| 20MOY239b | On-road            | Equipment replacement | 1            | \$ 20,000.00            | DNA Trucking, Inc.                                | 0.203                                  | 0.017 | 0.000 | APCO                | Solano       |
| 20MOY245a | On-road            | Equipment replacement | 1            | \$ 60,000.00            | Jorge Quintero DBA QDS Transportation             | 1.271                                  | 0.097 | 0.008 | APCO                | Alameda      |
| 20MOY245b | On-road            | Equipment replacement | 1            | \$ 60,000.00            | QDS Transportation                                | 0.817                                  | 0.061 | 0.005 | APCO                | Alameda      |
| 20MOY245c | On-road            | Equipment replacement | 1            | \$ 60,000.00            | Ignacio Quintero<br>(Truck owner/ operator)       | 0.900                                  | 0.068 | 0.005 | APCO                | Alameda      |
| 20MOY82   | On-road            | Equipment replacement | 1            | \$ 35,000.00            | Surinder Atwal<br>(Truck owner/ operator)         | 0.258                                  | 0.022 | 0.000 | APCO                | Sacramento   |

## AGENDA 3 - ATTACHMENT 2

| Project # | Equipment category | Project type          | # of engines | Proposed contract award | Applicant name   | Emission Reductions (Tons per year) |       |       | Board approval date | County                    |
|-----------|--------------------|-----------------------|--------------|-------------------------|--|-------------------------------------|-------|-------|---------------------|---------------------------|
|           |                    |                       |              |                         |  | NOx                                 | ROG   | PM    |                     |                           |
| 20MOY232  | On-road            | Equipment replacement | 1            | \$ 40,000.00            | Mahmoud Rastegar DBA: Prosper Dedicates Lines            | 0.452                               | 0.039 | 0.000 | APCO                | Placer                    |
| 20MOY218  | On-road            | Infrastructure        | 1            | \$ 13,717.00            | Penske Truck Leasing Co., L.P.                           | 0.000                               | 0.000 | 0.000 | APCO                | Alameda/<br>San Francisco |
| 21MOY28   | Ag/ off-road       | Equipment replacement | 1            | \$ 63,850.00            | Bains Farms LLC.   | 0.082                               | 0.014 | 0.010 | APCO                | Solano                    |
| 21MOY17   | Ag/ off-road       | Equipment replacement | 1            | \$ 43,350.00            | Sweet Lane Nursery and Vineyards, Inc.                   | 0.041                               | 0.009 | 0.008 | APCO                | Sonoma                    |
| 21MOY23   | Ag/ off-road       | Equipment replacement | 2            | \$ 86,100.00            | Trefethen Farming LLC.                                   | 0.178                               | 0.043 | 0.034 | APCO                | Napa                      |
| 20MOY250  | Marine             | Engine replacement    | 4            | \$ 1,288,000.00         | Amnav Maritime Corporation (Vessel: Patricia Ann)        | 8.609                               | 0.270 | 0.476 | 10/2/2019           | Alameda                   |
| 21MOY31   | Ag/ off-road       | Equipment replacement | 1            | \$ 185,400.00           | Gerald & Kristy Spaletta (Dairy)                         | 0.566                               | 0.074 | 0.052 | 10/2/2019           | Sonoma                    |
| 21MOY25   | On-road            | Equipment replacement | 1            | \$ 49,500.00            | J and A Trucking Inc.                                    | 1.350                               | 0.202 | 0.010 | APCO                | Alameda                   |
| 21MOY21   | Ag/ off-road       | Equipment replacement | 4            | \$ 249,600.00           | Renteria Vineyard Management, LLC.                       | 0.790                               | 0.121 | 0.089 | 10/2/2019           | Napa                      |
| 21MOY41   | Ag/ off-road       | Equipment replacement | 2            | \$ 81,750.00            | Geoffrey Allen (Nursery)                                 | 0.105                               | 0.030 | 0.012 | APCO                | San Mateo                 |
| 21MOY30   | Ag/ off-road       | Equipment replacement | 2            | \$ 67,100.00            | Jaswant S. Bains (Farmer)                                | 0.289                               | 0.044 | 0.025 | APCO                | Solano                    |
| 21MOY33   | Off-road           | Equipment replacement | 2            | \$ 355,500.00           | S.E.G Trucking   | 1.044                               | 0.074 | 0.052 | 10/2/2019           | Contra Costa              |
| 21MO12    | On-road            | Equipment replacement | 1            | \$ 30,000.00            | Oscar Transport/<br>Oscar Rivera (Truck owner/ operator) | 0.401                               | 0.034 | 0.000 | APCO                | Alameda                   |
| 21MOY34   | Ag/ off-road       | Equipment replacement | 2            | \$ 456,200.00           | Custom Tractor Service                                   | 2.260                               | 0.211 | 0.115 | 10/2/2019           | Sonoma                    |
| 21MOY14   | Ag/ off-road       | Equipment replacement | 5            | \$ 198,850.00           | Bayview Vineyards Corp.                                  | 0.826                               | 0.164 | 0.090 | 10/2/2019           | Napa                      |
| 21MOY47   | Ag/ off-road       | Equipment replacement | 1            | \$ 151,000.00           | DeBernardi Dairy, Inc.                                   | 0.438                               | 0.040 | 0.022 | 10/2/2019           | Sonoma                    |
| 21MOY51   | Marine             | Engine replacement    | 4            | \$ 2,916,000.00         | Crowley Marine Services                                  | 43.259                              | 4.409 | 1.420 | 10/2/2019           | Alameda                   |



## AGENDA 3 - ATTACHMENT 2

| Project # | Equipment category | Project type                   | # of engines | Proposed contract award | Applicant name                         | Emission Reductions (Tons per year) |        |       | Board approval date | County        |
|-----------|--------------------|--------------------------------|--------------|-------------------------|--|-------------------------------------|--------|-------|---------------------|---------------|
|           |                    |                                |              |                         |  | NOx                                 | ROG    | PM    |                     |               |
| 21MOY36   | Off-road           | Equipment replacement          | 1            | \$ 78,500.00            | John Benward Co.                       | 0.564                               | 0.028  | 0.021 | APCO                | Sonoma        |
| 20MOY217  | Off-road           | Portable equipment replacement | 1            | \$ 863,500.00           | Oakland Pallet Co., Inc.               | 2.577                               | 0.215  | 0.076 | 10/2/2019           | Alameda       |
| 20SBP246  | School bus         | Equipment replacement          | 2            | \$ 179,020.00           | Newark Unified School District         | 0.037                               | 0.002  | 0.000 | 10/2/2019           | Alameda       |
| 21MOY46   | Off-road           | Equipment replacement          | 6            | \$ 772,500.00           | Bigge Crane and Rigging Company        | 4.210                               | 0.435  | 0.254 | 10/2/2019           | Alameda       |
| 21MOY37   | On-road            | Equipment replacement          | 1            | \$ 30,000.00            | Joginder Singh (Truck owner/ operator) | 0.392                               | 0.033  | 0.000 | APCO                | Alameda       |
| 21MOY19   | Ag/ off-road       | Equipment replacement          | 3            | \$ 127,400.00           | Nissen Vineyard Services, Inc.         | 0.487                               | 0.088  | 0.066 | 11/20/2019          | Napa          |
| 21MOY56   | Ag/ off-road       | Equipment replacement          | 1            | \$ 21,550.00            | Groth Vineyards and Winery, LLC        | 0.047                               | 0.038  | 0.010 | APCO                | Napa          |
| 21MOY54   | Ag/ off-road       | Equipment replacement          | 1            | \$ 31,100.00            | Siebert Vineyards                      | 0.079                               | 0.012  | 0.007 | APCO                | Sonoma        |
| 21MOY53   | Ag/ off-road       | Equipment replacement          | 1            | \$ 63,150.00            | St. Supery Inc.                        | 0.159                               | 0.025  | 0.019 | APCO                | Napa          |
| 21MOY59   | Off-road           | Equipment replacement          | 1            | \$ 167,500.00           | Concrush Inc.                          | 0.696                               | 0.065  | 0.037 | 11/20/2019          | Solano        |
| 21MOY64   | Ag/ off-road       | Equipment replacement          | 1            | \$ 170,250.00           | Achadinha Cheese, Inc.                 | 1.546                               | 0.171  | 0.097 | 11/20/2019          | Sonoma        |
| 21MOY50   | On-road            | Equipment replacement          | 1            | \$ 25,000.00            | Bal transport, Inc.                    | 0.464                               | 0.033  | 0.000 | APCO                | Alameda       |
| 21MOY73   | Ag/ off-road       | Equipment replacement          | 2            | \$ 153,695.00           | Robert Giacomini Dairy, Inc            | 0.276                               | 0.040  | 0.023 | 11/20/2019          | Marin         |
| 21MOY60   | Marine             | Engine replacement             | 2            | \$ 276,000.00           | Bass Tub Fishing                       | 0.489                               | 0.000  | 0.026 | 11/20/2019          | Contra Costa  |
| 21MOY71   | Marine             | Engine replacement             | 2            | \$ 3,814,000.00         | Foss Maritime                          | 15.352                              | 1.518  | 0.504 | 11/20/2019          | Contra Costa  |
| 21SBP77   | School bus         | Equipment replacement          | 16           | \$ 3,478,697.00         | Mt. Diablo Unified School District     | 1.040                               | 0.075  | 0.005 | 11/20/2019          | Contra Costa  |
| 20MOY103  | Marine             | Engine replacement             | 2            | \$ 130,000.00           | Westar Marine Services                 | 0.221                               | -0.007 | 0.014 | 11/20/2019          | San Francisco |

## AGENDA 3 - ATTACHMENT 2

| Project # | Equipment category | Project type          | # of engines | Proposed contract award | Applicant name   | Emission Reductions (Tons per year) |       |       | Board approval date | County        |
|-----------|--------------------|-----------------------|--------------|-------------------------|--|-------------------------------------|-------|-------|---------------------|---------------|
|           |                    |                       |              |                         |  | NOx                                 | ROG   | PM    |                     |               |
| 21MOY61   | Off-road           | Equipment replacement | 6            | \$ 811,875.00           | Amazon Recycling and Disposal, Inc.  | 3.679                               | 0.584 | 0.369 | 11/20/2019          | Alameda       |
| 20SBP23   | School bus         | Equipment replacement | 2            | \$ 373,861.00           | Sonoma Valley Unified School District - Increase of ~\$12k from 3/6/19 approval. | 0.131                               | 0.009 | 0.001 | 11/20/2019          | Sonoma        |
| 21MOY65   | Ag/ off-road       | Equipment replacement | 2            | \$ 140,440.00           | Simoni & Massoni Farms, LLC  | 0.695                               | 0.103 | 0.064 | 11/20/2019          | Contra Costa  |
| 21MOY43   | On-road            | Equipment replacement | 1            | \$ 30,000.00            | Narwal Trucking, Inc.  | 0.210                               | 0.018 | 0.000 | APCO                | Sacramento    |
| 21MOY66   | On-road            | Equipment replacement | 1            | \$ 15,000.00            | Kapil Kumar (Truck owner/ operator)  | 0.136                               | 0.011 | 0.000 | APCO                | Sacramento    |
| 21MOY69   | Ag/ off-road       | Equipment replacement | 1            | \$ 51,580.00            | Anselmo Farms, LLC.  | 0.121                               | 0.024 | 0.014 | APCO                | Solano        |
| 21MOY67   | On-road            | Equipment replacement | 1            | \$ 40,000.00            | Gurchetan Johal (Truck owner/ operator)  | 0.294                               | 0.025 | 0.000 | APCO                | Sacramento    |
| 21MOY85   | On-road            | Equipment replacement | 1            | \$ 10,000.00            | W&D Wholesale Foods, INC.  | 0.271                               | 0.032 | 0.014 | APCO                | San Francisco |
| 21MOY48a  | On-road            | Equipment replacement | 1            | \$ 40,000.00            | Gonzalez Pallets Inc.  | 0.827                               | 0.072 | 0.006 | APCO                | Santa Clara   |
| 21MOY48b  | On-road            | Equipment replacement | 1            | \$ 40,000.00            | Gonzalez Pallets Inc.  | 0.874                               | 0.076 | 0.006 | APCO                | Santa Clara   |
| 21MOY48c  | On-road            | Equipment replacement | 1            | \$ 40,000.00            | Gonzalez Pallets Inc.  | 0.666                               | 0.057 | 0.005 | APCO                | Santa Clara   |
| 21MOY48d  | On-road            | Equipment replacement | 1            | \$ 40,000.00            | Gonzalez Pallets Inc.  | 0.763                               | 0.066 | 0.005 | APCO                | Santa Clara   |
| 21MOY83   | On-road            | Equipment replacement | 1            | \$ 45,000.00            | DJ Trucking Enterprise, Inc.   | 0.366                               | 0.048 | 0.002 | APCO                | Monterey      |
| 21MOY82   | Ag/ off-road       | Equipment replacement | 1            | \$ 58,600.00            | Andrews Vineyards  | 0.118                               | 0.025 | 0.018 | APCO                | Solano        |
| 21SBP32   | School bus         | CNG Tank replacement  | 2            | \$ 40,000.00            | Newark Unified School District   | 0.000                               | 0.000 | 0.000 | APCO                | Alameda       |
| 21MOY87   | On-road            | Equipment replacement | 1            | \$ 40,000.00            | Gurjit S. Mann (Truck owner/ operator)   | 0.654                               | 0.057 | 0.000 | APCO                | Alameda       |
| 21MOY8    | Ag/ off-road       | Equipment replacement | 1            | \$ 57,300.00            | Garry Mahrt (Dairy and sheep farm)   | 0.093                               | 0.009 | 0.005 | APCO                | Sonoma        |

## AGENDA 3 - ATTACHMENT 2

| Project # | Equipment category | Project type          | # of engines | Proposed contract award | Applicant name                                    | Emission Reductions (Tons per year) |       |       | Board approval date | County       |
|-----------|--------------------|-----------------------|--------------|-------------------------|---|-------------------------------------|-------|-------|---------------------|--------------|
|           |                    |                       |              |                         |   | NOx                                 | ROG   | PM    |                     |              |
| 21MOY27   | Ag/ off-road       | Equipment replacement | 1            | \$ 60,350.00            | Four Seasons Vineyard Management                  | 0.130                               | 0.007 | 0.007 | APCO                | Sonoma       |
| 21MOY72   | Ag/ off-road       | Equipment replacement | 2            | \$ 93,380.00            | Napa Second Generation Inc. (Vineyard management) | 0.423                               | 0.053 | 0.042 | APCO                | Sonoma       |
| 21MOY88   | Ag/ off-road       | Equipment replacement | 1            | \$ 118,940.00           | Ghiggeri and Stonebarger LLC                      | 0.708                               | 0.086 | 0.056 | 1/29/2020           | Contra Costa |
| 20MOY238  | Off-road           | Equipment replacement | 3            | \$ 59,280.00            | CLY Incorporated dba Point Pacific Drilling       | 1.263                               | 0.177 | 0.113 | APCO                | Sonoma       |
| 21MOY94   | On-road            | Equipment replacement | 1            | \$ 30,000.00            | Jaskaran Dhillon (Truck owner/ operator)          | 0.232                               | 0.019 | 0.000 | APCO                | Sutter       |
| 21MOY93   | On-road            | Equipment replacement | 1            | \$ 40,000.00            | Simon Andemichael (Truck owner/ operator)         | 0.303                               | 0.026 | 0.000 | APCO                | Alameda      |
| 21MOY105  | On-road            | Equipment replacement | 1            | \$ 20,000.00            | Brar Bros Trucking (Gurlal Singh)                 | 0.935                               | 0.123 | 0.040 | APCO                | Alameda      |
| 21MOY74   | On-road            | Equipment replacement | 1            | \$ 20,000.00            | AT Produce (Abraham Torres)                       | 0.424                               | 0.061 | 0.025 | APCO                | Stockton     |
| 21MOY84   | On-road            | Equipment replacement | 1            | \$ 30,000.00            | Lenaco Corporation                                | 0.406                               | 0.047 | 0.021 | APCO                | San Mateo    |
| 21MOY96   | On-road            | Equipment replacement | 1            | \$ 20,000.00            | Ng's Group Transportation, Inc.                   | 0.420                               | 0.061 | 0.024 | APCO                | San Mateo    |
| 21MOY57   | On-road            | Equipment replacement | 2            | \$ 174,400.00           | Summit Steel Works Corporation                    | 0.071                               | 0.004 | 0.000 | 3/4/2020            | Santa Clara  |
| 21MOY108  | On-road            | Equipment replacement | 1            | \$ 26,750.00            | Ontrack Moving, LLC                               | 0.393                               | 0.026 | 0.003 | APCO                | Alameda      |
| 21MOY107  | Ag/ off-road       | Equipment replacement | 2            | \$ 111,195.00           | Olive Tree Farm                                   | 0.179                               | 0.020 | 0.016 | 3/4/2020            | Sonoma       |
| 21MOY115  | Ag/ off-road       | Equipment replacement | 2            | \$ 279,120.00           | F.A. Maggiore & Sons, LLC                         | 0.707                               | 0.086 | 0.053 | 3/4/2020            | Contra Costa |
| 21MOY122  | Ag/ off-road       | Equipment replacement | 1            | \$ 38,625.00            | TMR Wine Company, LLC                             | 0.047                               | 0.005 | 0.006 | APCO                | Napa         |
| 21MOY111  | Ag/ off-road       | Equipment replacement | 1            | \$ 52,624.00            | Haire Management Co. LLC                          | 0.164                               | 0.111 | 0.018 | APCO                | Napa         |
| 21MOY112  | Ag/ off-road       | Equipment replacement | 2            | \$ 83,700.00            | Walnut Grove Partnership                          | 0.257                               | 0.052 | 0.025 | APCO                | Solano       |

## AGENDA 3 - ATTACHMENT 2

| Project # | Equipment category | Project type                   | # of engines | Proposed contract award | Applicant name   | Emission Reductions (Tons per year) |       |       | Board approval date | County                              |
|-----------|--------------------|--------------------------------|--------------|-------------------------|--|-------------------------------------|-------|-------|---------------------|-------------------------------------|
|           |                    |                                |              |                         |  | NOx                                 | ROG   | PM    |                     |                                     |
| 21MOY128  | Ag/ off-road       | Equipment replacement          | 1            | \$ 56,510.00            | Bob Balestra (Vineyard)  | 0.173                               | 0.022 | 0.015 | APCO                | Solano                              |
| 21MOY100  | Marine             | Engine replacement             | 2            | \$ 354,000.00           | Golden Gate Scenic Steamship Corp.                                 | 0.898                               | 0.000 | 0.048 | 3/4/2020            | San Francisco                       |
| 21MOY110  | On-road            | Equipment replacement          | 1            | \$ 40,000.00            | Ahsan Trucking   | 0.662                               | 0.056 | 0.000 | APCO                | Alameda                             |
| 21MOY124  | Ag/ off-road       | Equipment replacement          | 1            | \$ 60,545.00            | Perry Kozlowski Ranch  | 0.047                               | 0.012 | 0.009 | APCO                | Sonoma                              |
| 21MOY144  | On-road            | Equipment replacement          | 1            | \$ 35,000.00            | FITSUM TEKLAY MENDER   | 0.665                               | 0.057 | 0.000 | APCO                | Contra Costa                        |
| 21MOY126  | Ag/ off-road       | Equipment replacement          | 2            | \$ 77,250.00            | T and M Agricultural Services, LLC                                 | 0.160                               | 0.029 | 0.025 | APCO                | Napa                                |
| 21MOY125  | Marine             | Engine replacement             | 4            | \$ 3,056,000.00         | Baydelta Navigation LTD  | 33.696                              | 4.427 | 1.237 | 3/4/2020            | San Francisco                       |
| 21SBP98   | School bus         | Equipment replacement          | 2            | \$ 323,778.00           | Palo Alto Unified School District                                  | 0.094                               | 0.006 | 0.005 | 3/4/2020            | Santa Clara                         |
| 21SBP114  | School bus         | Equipment replacement          | 4            | \$ 1,672,500.00         | Santa Clara Unified School District                                | 0.440                               | 0.041 | 0.004 | 3/4/2020            | Santa Clara                         |
| 21MOY79   | Marine             | Engine replacement             | 2            | \$ 112,000.00           | Westar Marine Services   | 0.259                               | 0.001 | 0.014 | 3/4/2020            | San Francisco                       |
| 21SBP75   | School bus         | Equipment replacement          | 14           | \$ 3,080,000.00         | West County Transportation Agency                                  | 1.186                               | 0.088 | 0.000 | 3/4/2020            | Sonoma                              |
| 21MOY130  | On-road            | Equipment replacement          | 1            | \$ 50,000.00            | HS_Trucking  | 0.758                               | 0.056 | 0.005 | APCO                | Alameda                             |
| 21MOY147  | Marine             | Engine replacement             | 2            | \$ 182,000.00           | Sophia Fisheries, Inc.   | 0.656                               | 0.006 | 0.024 | 4/15/2020           | San Mateo                           |
| 20SBP186  | School bus         | Equipment replacement          | 7            | \$ 1,504,235.00         | Franklin-McKinley School District (Increase of \$152k from 5/1/19) | 0.461                               | 0.030 | 0.003 | 4/15/2020           | Santa Clara                         |
| 21MOY81   | Off-road           | Portable equipment replacement | 4            | \$ 177,526.00           | Alaska Airlines  | 1.030                               | 0.086 | 0.048 | 5/6/2020            | Alameda, San Francisco, Santa Clara |
| 21MOY150  | Off-road           | Infrastructure                 | 42           | \$ 2,545,297.00         | City & County of San Francisco (SFO)                               | n/a                                 | n/a   | n/a   | 5/6/2020            | San Francisco                       |
| 21MOY132  | Off-road           | Infrastructure                 | 5            | \$ 298,886.00           | SSA Terminals  | n/a                                 | n/a   | n/a   | 5/6/2020            | Alameda                             |

## AGENDA 3 - ATTACHMENT 2

| Project #           | Equipment category | Project type          | # of engines | Proposed contract award | Applicant name                                   | Emission Reductions (Tons per year) |               |              | Board approval date | County                  |
|---------------------|--------------------|-----------------------|--------------|-------------------------|--|-------------------------------------|---------------|--------------|---------------------|-------------------------|
|                     |                    |                       |              |                         |  | NOx                                 | ROG           | PM           |                     |                         |
| 21MOY155            | Ag/ off-road       | Equipment replacement | 1            | \$ 213,960.00           | Andrew J. Poncia dba Poncia Fertilizer Spreading | 1.135                               | 0.107         | 0.059        | 5/6/2020            | Sonoma                  |
| 21MOY136            | Off-road           | Equipment replacement | 4            | \$ 162,725.00           | Galante Brothers General Engineering             | 0.877                               | 0.160         | 0.093        | 5/6/2020            | Santa Clara             |
| 21MOY149            | On-road            | Equipment replacement | 40           | \$ 13,072,800.00        | Alameda-Contra Costa Transit District            | 2.262                               | 0.036         | 0.013        | 5/6/2020            | Alameda                 |
| 21MOY169            | Marine             | Engine replacement    | 2            | \$ 164,000.00           | Amnav Maritime, LLC                              | 0.896                               | 0.076         | 0.025        | 6/3/2020            | Alameda                 |
| 21MOY62             | On-road            | Equipment replacement | 1            | \$ 15,000.00            | Port Container Drayage Logistics LLC             | 0.145                               | 0.010         | 0.000        | APCO                | Alameda                 |
| 21MOY168            | Marine             | Engine replacement    | 2            | \$ 198,000.00           | Blue Runner, Inc.                                | 0.376                               | 0.002         | 0.020        | 6/3/2020            | Marin                   |
| 20FD05              | Ag/ off-road       | FARMER Demonstration  | 3            | \$ 480,000.00           | Zimeno Inc. DBA Monarch Tractor                  | 0.331                               | 0.034         | 0.008        | 6/3/2020            | Alameda/ Napa           |
| 20FD04              | Ag/ off-road       | FARMER Demonstration  | 4            | \$ 514,688.00           | Solectrac, Inc.                                  | 0.760                               | 0.127         | 0.087        | 6/3/2020            | San Mateo/ Napa/ Sonoma |
| 21MOY158            | Ag/ off-road       | Equipment replacement | 1            | \$ 87,270.00            | Boething Treeland Farms                          | 0.195                               | 0.020         | 0.027        | APCO                | San Mateo               |
| 21MOY142            | On-road            | Equipment replacement | 1            | \$ 40,000.00            | RAJDEEP SINGH BRAR                               | 0.558                               | 0.048         | 0.000        | APCO                | Merced                  |
| 21MOY177            | On-road            | Equipment replacement | 1            | \$ 20,000.00            | ELPIINAL ELIS O REYES                            | 0.207                               | 0.017         | 0.000        | APCO                | San Joaquin             |
| 21MOY159            | Ag/ off-road       | Equipment replacement | 1            | \$ 159,830.00           | Morrison Bros. Dairy                             | 0.936                               | 0.120         | 0.069        | tbd                 | Sonoma                  |
| 21MOY180            | Ag/ off-road       | Equipment replacement | 1            | \$ 64,880.00            | Fifth Crow Farm                                  | 0.344                               | 0.045         | 0.031        | APCO                | San Mateo               |
| 21MOY176            | Ag/ off-road       | Equipment replacement | 1            | \$ 60,000.00            | Cain Cellars, Inc.                               | 0.043                               | 0.011         | 0.009        | APCO                | Napa                    |
| 21MOY161            | Ag/ off-road       | Equipment replacement | 1            | \$ 64,375.00            | Barbour Vineyards Management LLC                 | 0.148                               | 0.008         | 0.008        | APCO                | Napa                    |
| 21MOY188            | Ag/ off-road       | Equipment replacement | 4            | \$ 290,400.00           | New Pina Vineyard Management , LLC.              | 0.732                               | 0.104         | 0.068        | tbd                 | Napa                    |
| 21MOY160            | Ag/ off-road       | Equipment replacement | 1            | \$ 70,600.00            | Jaswant S. Bains                                 | 0.076                               | 0.012         | 0.009        | APCO                | Solano                  |
| <b>118 Projects</b> |                    |                       | <b>310</b>   | <b>\$ 49,965,509.00</b> |  | <b>164.407</b>                      | <b>17.183</b> | <b>6.564</b> |                     |                         |

### AGENDA 3 - ATTACHMENT 3

Table 1 - Summary of all TFCA approved and eligible projects (evaluated between 7/1/19 and 6/1/20)

| Project # | Project Category  | Project Description  | Award Amount | Applicant Name                          | Emission Reductions<br>(Tons per year) |       |       | Board/ APCO<br>Approval Date | CARE<br>Area | County        |
|-----------|-------------------|--|--------------|---|--|-------|-------|------------------------------|--------------|---------------|
|           |                   |  |              |   | NO <sub>x</sub>                        | ROG   | PM    |                              |              |               |
| 19EV006   | LD Infrastructure | Install and operate 20 DC fast charging stations at 7 transportation corridor facilities in San Francisco, Novato, Emeryville, and Santa Clara   | \$500,000    | EVgo Services LLC                       | 0.268                                  | 0.103 | 0.021 | 7/3/19                       | Yes          | Multi-County  |
| 19EV015   | LD Infrastructure | Install and operate 5 dual-port level 2 (low) and 3 single-port level 2 (high) charging stations at 3 public transit parking facilities in Albany and Oakland  | \$21,500     | Metropolitan Transportation Commission  | 0.010                                  | 0.015 | 0.000 | 12/20/19                     | Yes          | Alameda       |
| 19EV016   | LD Infrastructure | Install and operate 7 dual-port level 2 (low) charging stations at a workplace facility in Napa  | \$17,500     | County of Napa                          | 0.008                                  | 0.012 | 0.000 | 10/2/19                      | No           | Napa          |
| 19EV017   | LD Infrastructure | Install and operate 2 single-port level 2 (high) charging stations with a 17.28 kW solar array at a destination facility in Richmond   | \$12,000     | AHAH LLC                                | 0.003                                  | 0.004 | 0.000 | 7/2/19                       | Yes          | Contra Costa  |
| 19EV020   | LD Infrastructure | Install and operate 16 single-port level 2 (high) charging stations at a multi-dwelling unit facility in San Francisco   | \$37,648     | One Rincon Hill Association             | 0.015                                  | 0.022 | 0.000 | 10/30/19                     | Yes          | San Francisco |
| 19EV021   | LD Infrastructure | Install and operate 14 single-port level 2 (high) and 1 single-port level 2 (low) charging stations at 4 workplace, 2 multi-dwelling unit, and 1 transit parking facilities in Richmond  | \$55,500     | City of Richmond                        | 0.020                                  | 0.030 | 0.001 | 11/15/19                     | Yes          | Contra Costa  |
| 19EV022   | LD Infrastructure | Install and operate 2 single-port level 2 (high) charging stations at 1 multi-dwelling unit facility in Palo Alto  | \$14,000     | W-K Arastradero, LLC                    | 0.003                                  | 0.004 | 0.000 | 8/28/19                      | No           | Santa Clara   |
| 19EV023   | LD Infrastructure | Install and operate 3 dual-port level 2 (high) charging stations at a multi-dwelling unit facility in San Mateo  | \$24,000     | Mode Residences, LLC                    | 0.006                                  | 0.008 | 0.000 | 7/31/19                      | No           | San Mateo     |
| 19EV025   | LD Infrastructure | Install and operate 2 dual-port level 2 (high) charging stations at a multi-dwelling unit facility in Campbell   | \$16,000     | Revere Residences LLC                   | 0.004                                  | 0.006 | 0.000 | 9/3/19                       | Yes          | Santa Clara   |
| 19EV033   | LD Infrastructure | Install and operate 5 dual-port level 2 (high) charging stations at a workplace facility in Napa   | \$20,000     | City of Napa                            | 0.009                                  | 0.014 | 0.003 | 8/14/19                      | No           | Napa          |
| 19EV034   | LD Infrastructure | Install and operate 2 single-port level 2 (high) and 24 dual-port Level 2 (high) charging stations at 1 workplace facility in Milpitas   | \$78,000     | View, Inc.                              | 0.036                                  | 0.053 | 0.001 | 8/20/19                      | No           | Santa Clara   |
| 19EV035   | LD Infrastructure | Install and operate 3 single-port level 2 (high) charging stations at 1 multi-dwelling unit facility in Hayward  | \$10,313     | Edward D. Kellar dba Windsor Arms       | 0.006                                  | 0.009 | 0.000 | 10/30/19                     | Yes          | Alameda       |
| 19EV038   | LD Infrastructure | Install and operate 4 dual port and 3 single-port level 2 (high) charging stations at 1 destination facility in Santa Clara  | \$25,000     | City of Santa Clara                     | 0.012                                  | 0.017 | 0.000 | 10/9/19                      | Yes          | Santa Clara   |
| 19EV042   | LD Infrastructure | Install and operate 12 dual-port level 2 (high) charging stations at 6 workplace and 1 multi-dwelling unit facilities in Corte Madera, Sunnyvale, Fairfield, Pleasanton, and San Ramon   | \$57,000     | Cool Earth Solar Development            | 0.022                                  | 0.033 | 0.001 | 10/22/19                     | Yes          | Multi-County  |
| 19EV046   | LD Infrastructure | Install and operate 18 single-port level 2 (high) charging stations at 2 destination facilities in San Francisco   | \$36,594     | Imperial Parking (U.S.), LLC dba Impark | 0.019                                  | 0.028 | 0.001 | 10/29/19                     | Yes          | San Francisco |
| 19EV048   | LD Infrastructure | Install and operate 7 dual-port level 2 (high) and 2 DC fast charging stations at a workplace facility in Santa Clara  | \$64,000     | Roche Molecular Systems, Inc            | 0.030                                  | 0.044 | 0.001 | 9/30/19                      | Yes          | Santa Clara   |
| 19EV050   | LD Infrastructure | Install and operate 5 dual-port Level 2 (high) charging stations at 4 multi-dwelling unit facilities in Rohnert Park and Santa Rosa  | \$40,000     | Warm Springs Realty Holdings, LLC       | 0.009                                  | 0.014 | 0.003 | 9/6/19                       | No           | Sonoma        |
| 19EV052   | LD Infrastructure | Install and operate 2 dual-port level 2 (low) and 1 single-port level 2 (high) charging stations at 1 multi-dwelling unit facility in San Ramon  | \$17,200     | Bollinger Crest Apartment Investors, LP | 0.004                                  | 0.006 | 0.000 | 11/19/19                     | No           | Contra Costa  |
| 19EV056   | LD Infrastructure | Install and operate 4 single-port level 2 (high) charging stations at 1 multi-dwelling unit facility in Oakland  | \$10,000     | Uptown Place Homeowner's Association    | 0.002                                  | 0.003 | 0.000 | 9/24/19                      | Yes          | Alameda       |
| 19EV057   | LD Infrastructure | Install and operate 8 single-port and 28 dual-port level 2 (high) charging stations at 3 workplace facilities in Atherton and Redwood City   | \$99,000     | Redwood City School District            | 0.046                                  | 0.068 | 0.001 | 9/3/19                       | No           | San Mateo     |
| 19EV062   | LD Infrastructure | Install and operate 8 single port level 2 (high) charging stations at 1 multi-dwelling unit facility in Cupertino  | \$23,752     | 19608 Pruneridge Ave (Cupertino), LLC   | 0.014                                  | 0.021 | 0.000 | 12/5/19                      | No           | Santa Clara   |
| 19EV063   | LD Infrastructure | Install and operate 8 dual-port level 2 (high) charging stations at 2 workplace facilities in Milpitas   | \$32,000     | City of Milpitas                        | 0.015                                  | 0.022 | 0.004 | 9/10/19                      | No           | Santa Clara   |
| 19EV064   | LD Infrastructure | Install and operate 10 single-port level 2 (high) charging stations at 5 workplace facilities in Pleasanton, Walnut Creek, San Jose, and Fremont   | \$30,000     | JKL Corporation                         | 0.014                                  | 0.020 | 0.000 | 10/18/19                     | Yes          | Multi-County  |
| 19EV065   | LD Infrastructure | Install and operate 606 single-port level 2 (high) and 6 DC fast charging stations at 18 multi-dwelling unit and workplace facilities in San Francisco, San Jose, Walnut Creek, Palo Alto, Sunnyvale, Belmont, Oakland and Livermore | \$2,500,000  | PowerFlex Systems, LLC                  | 0.881                                  | 1.309 | 0.026 | 10/2/19                      | Yes          | Multi-County  |
| 19EV068   | LD Infrastructure | Install and operate 3 dual-port level 2 (high) charging stations at 1 workplace facility in Burlingame   | \$12,000     | Aperia Technologies Inc.                | 0.006                                  | 0.008 | 0.000 | 10/29/19                     | No           | San Mateo     |
| 19EV070   | LD Infrastructure | Install and operate 4 single-port level 2 (high) charging stations at a destination facility in San Francisco  | \$12,000     | Hornblower Cruises and Events           | 0.006                                  | 0.008 | 0.000 | 11/3/19                      | Yes          | San Francisco |
| 19EV072   | LD Infrastructure | Install and operate 4 single-port level 2 (high) charging stations with a 16.7 kW solar array at a workplace facility in Sonoma  | \$16,000     | Sweazey Property Investments, LLC       | 0.006                                  | 0.008 | 0.000 | 10/18/19                     | No           | Sonoma        |
| 19EV076   | LD Infrastructure | Install and operate 15 single-port Level 2 (high) and 1 DC fast charging stations at 1 multi-dwelling unit facility in Milpitas  | \$123,000    | Milpitas - District 1 Associates, LLC   | 0.029                                  | 0.043 | 0.001 | 11/19/19                     | No           | Santa Clara   |

| Project #            | Project Category       | Project Description   | Award Amount | Applicant Name   | Emission Reductions (Tons per year) |       |       | Board/ APCO Approval Date | CARE Area | County        |
|----------------------|------------------------|---|--------------|--|-------------------------------------|-------|-------|---------------------------|-----------|---------------|
|                      |                        |   |              |  | NO <sub>x</sub>                     | ROG   | PM    |                           |           |               |
| 19EV077              | LD Infrastructure      | Install and operate 40 DC fast charging stations at 8 transportation corridor facilities in San Ramon, San Mateo, Newark, San Francisco, Millbrae, Cupertino, Castro Valley, and Emeryville   | \$1,000,000  | EVgo Services, LLC   | 0.336                               | 0.499 | 0.010 | 10/2/19                   | Yes       | Multi-County  |
| 19EV079              | LD Infrastructure      | Install and operate 3 single-port level 2 (high) charging stations at a multi-dwelling unit facility in Campbell  | \$21,000     | Brentwood Campbell, LLC dba Brentwood Apartments                       | 0.005                               | 0.007 | 0.000 | 11/19/19                  | Yes       | Santa Clara   |
| 19EV080              | LD Infrastructure      | Install and operate 3 single-port level 2 (high) charging stations at a multi-dwelling unit facility in Campbell  | \$21,000     | Lyon NC Portfolio Investors, LLC dba Lyon Pebble Creek Apartments, LLC | 0.005                               | 0.007 | 0.000 | 12/5/19                   | No        | Santa Clara   |
| 19EV081              | LD Infrastructure      | Install and operate 3 single-port level 2 (high) charging stations at a multi-dwelling unit facility in Campbell  | \$21,000     | Pruneyard West, LLC dba Pruneyard West Apartments                      | 0.005                               | 0.007 | 0.000 | 11/19/19                  | Yes       | Santa Clara   |
| 19EV082              | LD Infrastructure      | Install and operate 3 single port level 2 (high) charging stations at a multi-dwelling unit facility in Campbell  | \$21,000     | Lyon NC Portfolio Investors, LLC dba Lyon Shadow Creek Apartments, LLC | 0.005                               | 0.007 | 0.000 | 12/5/19                   | Yes       | Santa Clara   |
| 19EV083              | LD Infrastructure      | Install and operate 3 single-port level 2 (high) charging stations at a multi-dwelling unit facility in Mountain View   | \$21,000     | Lyon NC Portfolio Investors, LLC dba Lyon Maplewood Apartments, LLC    | 0.005                               | 0.007 | 0.000 | 12/5/19                   | No        | Santa Clara   |
| 19RFG23 <sup>s</sup> | LD Vehicles            | Scrap and replace 7 light-duty vehicles with zero-emission vehicles, scrap and replace 1 heavy-duty shuttle with an electric shuttle, purchase 8 light-duty electric vehicles to add to the fleet, and install 14 dual-port level 2 charging stations | \$33,700     | City of Berkeley   | 0.005                               | 0.003 | 0.000 | 6/3/20                    | Yes       | Alameda       |
| 19RFG24**            | LD Vehicles            | Purchase 4 new electric light duty vehicles   | \$9,200      | Alameda County   | 0.001                               | 0.001 | 0.000 | APCO                      | Yes       | Alameda       |
| 20R02                | LD Vehicles            | Vehicle Buy Back Program  | \$150,000    | BAAQMD   | N/A                                 | N/A   | N/A   | NA                        | No        | Regional      |
| 20R09                | Bicycle Facilities     | Install 0.2 miles of Class I bikeway in San Ramon   | \$390,000    | City of San Ramon  | 0.012                               | 0.018 | 0.041 | 11/20/19                  | Yes       | Contra Costa  |
| 20R11                | Bicycle Facilities     | Install 1.58 miles of Class IV bikeway in Los Gatos   | \$293,900    | Town of Los Gatos  | 0.010                               | 0.015 | 0.029 | 1/29/20                   | No        | Santa Clara   |
| 20R12                | Bicycle Facilities     | Install and maintain 20 electronic bicycle lockers at San Francisco General Hospital  | \$34,000     | San Francisco Department of Public Health                              | 0.004                               | 0.005 | 0.009 | 11/21/19                  | Yes       | San Francisco |
| 20R15                | Bicycle Facilities     | Install 0.26 miles of Class IV bikeway in San Leandro   | \$220,000    | City of San Leandro  | 0.008                               | 0.009 | 0.024 | 1/29/20                   | Yes       | Alameda       |
| 20R17                | Bicycle Facilities     | Install and maintain 80 electronic bicycle lockers in Belmont, Redwood City, Mountain View, Sunnyvale, and San Jose   | \$200,000    | Peninsula Corridor Joint Powers Board                                  | 0.043                               | 0.048 | 0.130 | 11/20/19                  | Yes       | Multi-County  |
| 20R19                | Bicycle Facilities     | Install and maintain a bike station with 270 new secure bike parking spaces in Oakland  | \$675,000    | San Francisco Bay Area Rapid Transit District                          | 0.072                               | 0.095 | 0.237 | 11/20/19                  | Yes       | Alameda       |
| 20R21                | Bicycle Facilities     | Install 518 bike rack parking spaces in 8 schools in Palo Alto  | \$38,800     | Palo Alto Unified School District                                      | 0.028                               | 0.061 | 0.041 | 11/21/19                  | No        | Santa Clara   |
| 20R22                | Bicycle Facilities     | Install and maintain 20 electronic bicycle lockers at the Berkeley Marina Mall  | \$50,000     | City of Berkeley   | 0.006                               | 0.008 | 0.018 | 11/20/19                  | Yes       | Alameda       |
| 20R23                | Bicycle Facilities     | Install and maintain 44 electronic bicycle lockers at the El Cerrito and San Leandro BART Stations  | \$110,000    | San Francisco Bay Area Rapid Transit District                          | 0.015                               | 0.018 | 0.044 | 1/29/20                   | Yes       | Multi-County  |
| 20R27                | Bicycle Facilities     | Install and maintain 36 electronic bicycle lockers at the Seaplane Lagoon Ferry Terminal, Harbor Ferry Terminal, and Alameda City Hall  | \$88,000     | City of Alameda  | 0.013                               | 0.017 | 0.042 | 3/4/20                    | Yes       | Alameda       |
| 20R29                | Bicycle Facilities     | Install 1.8 miles of Class I bikeway in Morgan Hill   | \$70,500     | City of Morgan Hill  | 0.002                               | 0.004 | 0.007 | 5/1/20                    | No        | Santa Clara   |
| 20R30                | Bicycle Facilities     | Upgrade 12.6 miles of Class II to Class IV bikeways in Fremont  | \$130,000    | City of Fremont  | 0.005                               | 0.006 | 0.014 | Pending                   | No        | Alameda       |
| 20R31                | Bicycle Facilities     | Install and maintain 520 electronic bicycle locker spaces at 22 Caltrain stations in San Francisco, San Mateo and Santa Clara counties  | \$1,041,000  | Peninsula Corridor Joint Powers Board                                  | 0.097                               | 0.139 | 0.306 | Pending                   | No        | Multi-County  |
| 19RFG18 <sup>h</sup> | Off-road (non-ag)      | Purchase and operate 5 electric vehicles  | \$6,360      | Another Corporate ISP LLP DBA Monkeybrains                             | 0.000                               | 0.000 | 0.000 | 10/30/19                  | Yes       | Alameda       |
| 19RFG20*             | On-road Trucks & Buses | Purchase and operate two electric terminal tractors   | \$29,780     | CASS, Inc.   | 0.174                               | 0.001 | 0.001 | 3/4/20                    | Yes       | Alameda       |
| 20R26                | On-road Trucks & Buses | Purchase and operate one battery-electric shuttle   | \$13,500     | California State University - Maritime Academy                         | 0.005                               | 0.003 | 0.001 | 10/2/19                   | Yes       | Solano        |
| 20R28                | On-road Trucks & Buses | Demonstrate 3 zero-emission Class 8 eCascadia trucks on Bay Area routes for Sysco and FedEx   | \$322,500    | Daimler Trucks North America   | 0.097                               | 0.139 | 0.306 | 6/3/20                    | Yes       | Multi-County  |
| 20R01                | Trip Reduction         | Enhanced Mobile Source & Commuter Benefits Enforcement  | \$80,230     | BAAQMD   | N/A                                 | N/A   | N/A   | NA                        | No        | Regional      |
| 20R03                | Trip Reduction         | Spare The Air/Intermittent Control Programs   | \$2,185,138  | BAAQMD   | N/A                                 | N/A   | N/A   | NA                        | No        | Regional      |
| 20R06                | Trip Reduction         | PresidiGo Downtown Shuttle  | \$120,000    | Presidio Trust   | 0.129                               | 0.206 | 0.429 | 11/20/19                  | Yes       | San Francisco |
| 20R08                | Trip Reduction         | Pleasanton Connector Shuttles   | \$80,000     | San Joaquin Regional Rail Commission                                   | 0.202                               | 0.285 | 0.772 | 11/20/19                  | Yes       | Alameda       |
| 20R10                | Trip Reduction         | Caltrain Shuttle Program  | \$485,000    | Peninsula Corridor Joint Powers Board                                  | 1.893                               | 2.280 | 5.292 | 11/20/19                  | No        | Multi-County  |
| 20R13                | Trip Reduction         | Cupertino On-Demand Shuttle Pilot Program   | \$192,900    | Santa Clara Valley Transportation Authority (VTA)                      | 0.055                               | 0.063 | 0.140 | 11/20/19                  | No        | Santa Clara   |
| 20R18                | Trip Reduction         | SJSU Ridesharing & Trip Reduction   | \$111,000    | Associated Students, San Jose State University                         | 0.154                               | 0.162 | 0.372 | 1/29/20                   | Yes       | Multi-County  |
| 20R20                | Trip Reduction         | Rideshare to Transit in San Mateo County  | \$300,000    | City/County Association of Governments of San Mateo County             | 0.126                               | 0.123 | 0.313 | 3/4/20                    | No        | San Mateo     |

| Project #            | Project Category | Project Description  | Award Amount | Applicant Name                                 | Emission Reductions<br>(Tons per year) |       |       | Board/ APCO<br>Approval Date | CARE<br>Area | County      |
|----------------------|------------------|--|--------------|--|--|-------|-------|------------------------------|--------------|-------------|
|                      |                  |  |              |  | NO <sub>x</sub>                        | ROG   | PM    |                              |              |             |
| 20R25                | Trip Reduction   | ACE Shuttle Bus Program  | \$949,000    | Santa Clara Valley<br>Transportation Authority | 1.254                                  | 1.276 | 3.450 | 3/4/20                       | No           | Santa Clara |
| 19RFG21 <sup>†</sup> | School Bus       | Purchase and operate 15 battery-electric school buses  | \$276,200    | Züm Services, Inc.                             | 0.111                                  | 0.006 | 0.029 | 3/4/20                       | Yes          | Alameda     |
| 20RSB01 <sup>‡</sup> | School Bus       | Match funding for Project #21SBP98 and #21SBP114 for the replacement of 6 diesel/CNG school buses with battery electric school buses | \$681,052    | BAAQMD   | N/A                                    | N/A   | N/A   | 3/4/20                       | No           | Santa Clara |

**Total**                      **65 Projects**                      **\$14,375,767**                      **6.378**    **7.453**    **12.125**

§ The award amount is in addition to \$67,214 in RFG funds.

\*\* The award amount is in addition to \$25,286 in RFG funds.

‡ The award amount is in addition to \$14,940 in RFG funds.

\* The award amount is in addition to \$102,390 in RFG funds.

† The award amount is in addition to \$173,800 in RFG funds.

‡ In addition to \$1,996,278 in state funds, this TFCA award amount includes \$513,500 to Project #21SBP98 and \$167,552 to Project #21SBP114.

**Table 2 - Summary of all RFG approved and eligible projects (evaluated between 7/1/18 and 6/1/20)**

| Project #            | Project Category          | Project Description  | Award Amount | Applicant Name                                | Emission Reductions<br>(Tons per year) |       |       | Board/ APCO<br>Approval Date | CARE<br>Area | County  |
|----------------------|---------------------------|--|--------------|---|--|-------|-------|------------------------------|--------------|---------|
|                      |                           |  |              |   | NO <sub>x</sub>                        | ROG   | PM    |                              |              |         |
| 19RFG04*             | Off-road (non-ag)         | Purchase and operate 3 electric forklifts and one electric terminal truck  | \$40,200     | Wyse Logistics                                | 0.097                                  | 0.013 | 0.006 | 10/17/18                     | Yes          | Alameda |
| 19RFG06 <sup>†</sup> | LD Infrastructure         | Install and operate 43 dual-port level 2 EV charging stations  | \$94,000     | Hayward Unified School<br>District            | 0.054                                  | 0.071 | 0.001 | 10/17/18                     | Yes          | Alameda |
| 19RFG13              | LD Infrastructure         | Install and operate 10 50kW DC fast charging stations  | \$389,400    | EVgo Service, LLC                             | 0.040                                  | 0.060 | 0.001 | 6/5/19                       | Yes          | Alameda |
| 19RFG14              | Off-road (non-ag)         | Purchase and operate one electric terminal tractor   | \$39,400     | Oakland Maritime Support<br>Services, Inc.    | 0.066                                  | 0.011 | 0.007 | 5/23/19                      | Yes          | Alameda |
| 19RFG16              | Off-road (non-ag)         | Purchase and operate one electric terminal tractor   | \$80,000     | GSC Logistics, Inc.                           | 0.051                                  | 0.002 | 0.003 | 8/29/19                      | Yes          | Alameda |
| 19RFG18 <sup>‡</sup> | Off-road (non-ag)         | Purchase and operate 5 electric vehicles   | \$14,940     | Another Corporate ISP LLP<br>DBA Monkeybrains | 0.000                                  | 0.000 | 0.001 | 10/30/19                     | Yes          | Alameda |
| 19RFG19              | Off-road (non-ag)         | Purchase and operate one electric terminal tractor   | \$80,000     | Oakland Pallet Co.                            | 0.097                                  | 0.001 | 0.003 | 10/30/19                     | Yes          | Alameda |
| 19RFG20 <sup>§</sup> | On-road Trucks &<br>Buses | Purchase and operate 2 electric terminal tractors  | \$102,390    | CASS, Inc.                                    | 0.597                                  | 0.005 | 0.005 | 3/4/20                       | Yes          | Alameda |
| 19RFG21**            | School Bus                | Purchase and operate 15 battery-electric school buses  | \$173,800    | Züm Services, Inc.                            | 0.070                                  | 0.004 | 0.018 | 3/4/20                       | Yes          | Alameda |
| 19RFG23 <sup>‡</sup> | LD Vehicles               | Scrap and replace 7 light duty vehicles with zero emission vehicles, scrap and replace 1 heavy duty shuttle with an electric shuttle, purchase 8 light duty vehicles to add to the fleet, and install 14 dual port level 2 charging stations | \$67,214     | City of Berkeley                              | 0.011                                  | 0.006 | 0.000 | 6/3/20                       | Yes          | Alameda |
| 19RFG24**            | LD Vehicles               | Purchase and operate 4 new light-duty electric vehicles  | \$25,286     | Alameda County                                | 0.000                                  | 0.000 | 0.000 | APCO                         | Yes          | Alameda |

**Total**                      **11 Projects**                      **\$1,106,630**                      **1.083**    **0.172**    **0.046**

\* The award amount is in addition to \$80,000 in TFCA funds.

† The award amount is in addition to \$172,000 in TFCA funds.

‡ The award amount is in addition to \$6,360 in TFCA funds.

§ The award amount is in addition to \$29,780 in TFCA funds.

\*\* The award amount is in addition to \$276,200 in TFCA funds.

‡ The award amount is in addition to \$33,700 in TFCA funds.

\*\* The award amount is in addition to \$9,200 in TFCA funds.



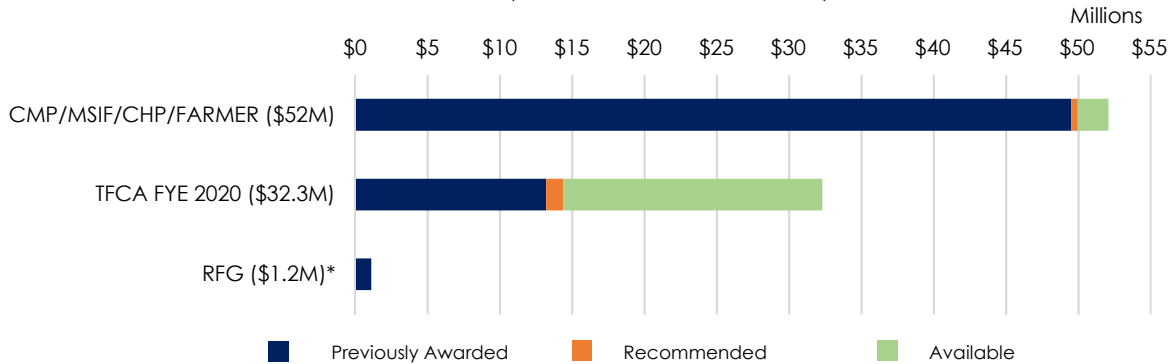
# AGENDA 3 - ATTACHMENT 4

Figures 1-3 summarize funding awarded from the following revenue sources:

- Carl Moyer Program (CMP)
- Community Health Protection Program (CHP)
- Funding Agricultural Replacement Measures for Emission Reductions (FARMER)
- Mobile Source Incentive Fund (MSIF)
- Transportation Fund for Clean Air (TFCA)
- Reformulated Gasoline Settlement Fund (RFG)

**Figure 1. Status of FYE 2020 funding by source**

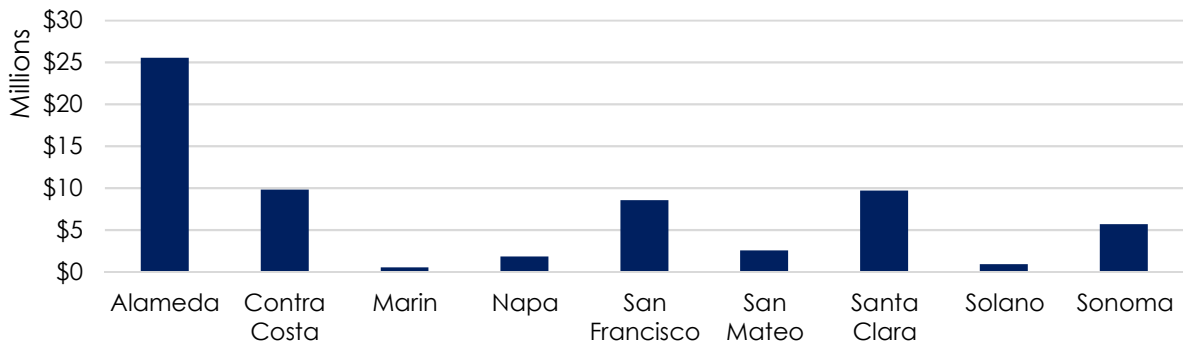
includes funds awarded, recommended for award, and available



\* Includes funding awarded in FYE 2019 for RFG projects

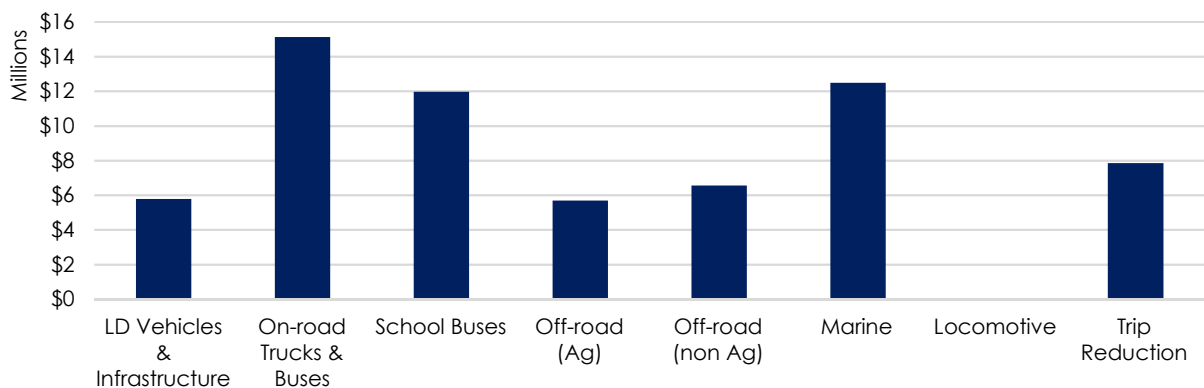
**Figure 2. Funding awarded in FYE 2020 by county:**

includes funds awarded & recommended for award



**Figure 3. Funding awarded in FYE 2020 by project category**

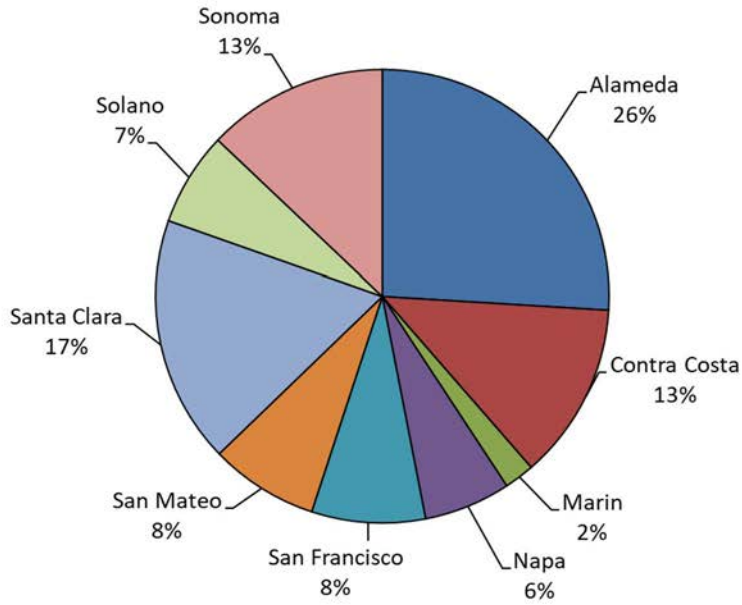
includes funds awarded & recommended for award



# AGENDA 3 - ATTACHMENT 4

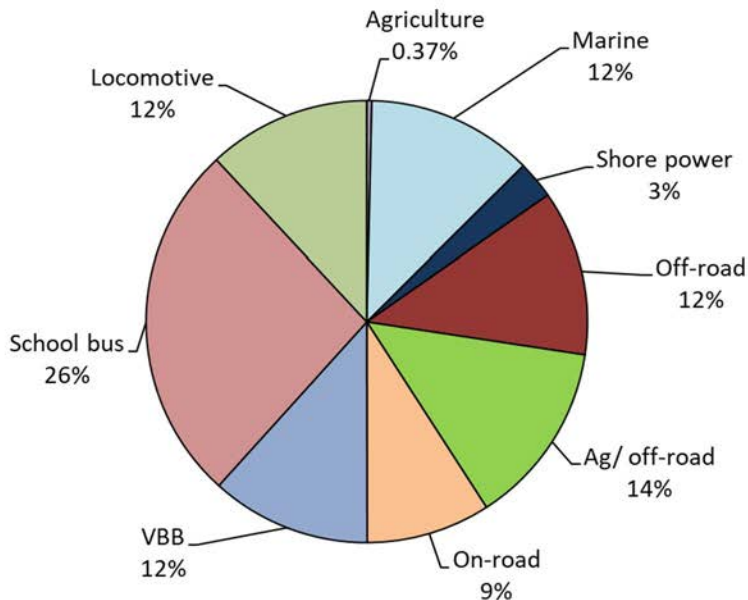
**Figure 4. CMP/MSIF/CHP/FARMER funding awarded since 2009 by county**

**Figure 4: CMP, MSIF, CHP funding since 2009 by county**



**Figure 5. CMP/MSIF/CHP/FARMER funding awarded since 2009 by category**

**Figure 5: CMP, MSIF, CHP funding since 2009 by equipment category**



**BAY AREA AIR QUALITY MANAGEMENT DISTRICT**

## Memorandum

To: Chairperson David Canepa and Members  
of the Mobile Source Committee

From: Jack P. Broadbent  
Executive Officer/APCO

Date: June 10, 2020

Re: Revise Allocation of Fiscal Year Ending (FYE) 2021 Transportation Fund for Clean  
Air Funding

---

**RECOMMENDED ACTION**

Recommend Board of Directors:

1. Approve the proposed increase to the allocation of Transportation Fund for Clean Air (TFCA) in FYE 2021, as shown in Table 2; and
2. Authorize the proposed change to cost-effectiveness limits for the Air District-sponsored programs and projects shown in Table 3.

**BACKGROUND**

In 1991, the California State Legislature authorized the Bay Area Air Quality Management District (Air District) to impose a \$4 surcharge on each motor vehicle registered within the nine-county Bay Area to fund projects that reduce on-road motor vehicle emissions within its jurisdiction. The Air District allocates this revenue through its TFCA program; the statutory authority and requirements of which are set forth in the California Health and Safety Code Sections 44241 and 44242.

TFCA provides financial incentives to Bay Area public agencies, private entities, and residents to help offset a portion of the cost to implement eligible projects that reduce emissions from on-road motor vehicles. Sixty percent of TFCA funds are awarded by the Air District to eligible projects and programs that are implemented directly by the Air District referred to as Air District-sponsored Programs (e.g., Spare the Air) and to a program referred to as the Regional Fund. The remaining forty percent of TFCA funds are passed through to the County Program Manager Fund based on each county's proportionate share of vehicle registration fees paid and is awarded by the nine designated agencies within the Air District's jurisdiction.

The Air District’s Board of Directors (Board) annually considers the allocation of TFCA revenue and cost-effectiveness criteria that govern its expenditure to maximize emissions reductions and public health benefits. On April 15, 2020, the Board approved the allocation of both new TFCA monies that are anticipated to accrue and unobligated prior-year funds for reprogramming and distribution by the Air District in FYE 2021, by program category (shown in Table 1). At the same meeting, the Board also approved updates to the cost-effectiveness limits for Air District-sponsored programs and projects.

**Table 1 – Board-Approved TFCA Allocation for FYE 2021 (in Millions)**

| <b>Program Categories</b>                          | <b>Approved Funds by Category in FYE 2021*</b> |
|--|--|
| Trip Reduction                                     | \$8.00   |
| Clean Air Vehicles                                 | \$15.00  |
| Spare the Air                                      | \$2.29   |
| Enhanced Mobile Source & Commuter Benefits         | \$0.15   |
| Vehicle Buy Back                                   | \$0.30   |
| <b>Sub-Total Funding for Projects and Programs</b> | <b>\$25.74</b>                                 |
| Admin & Audit <sup>†</sup>                         | \$1.80   |
| <b>Total</b>                                       | <b>\$27.53</b>                                 |

<sup>†</sup> HSC Section 44233 authorized up to 6.25% of projected revenues can be used for administrative costs.

\* If a program category is undersubscribed, the Executive Officer/APCO may reallocate up to 20% of each program category’s allocation to other categories based on demand, cost-effectiveness, and technology availability.

Since the Board’s approval in mid-April 2020, with the emergence of the COVID-19 pandemic, the Air District has received requests to increase its leadership on regional telecommuting policies and learned about potential uncertainty with regard to incentive revenue from the state for Air District programs. In response, staff is recommending the reprogramming of unspent funds from the current-year to increase the allocation of TFCA funds for FYE 2021, to support two existing Air District-sponsored Programs, *Clean Cars for All* and *Commuter Benefits*.

## DISCUSSION

### **Proposed Change**

Staff is recommending that an additional \$5.7 million in unobligated TFCA monies be reprogrammed for use in FYE 2021, as shown in in Table 2, thereby increasing the total amount of funds available for distribution in FYE 2021 up to \$33.23 million.

**Table 2 – Proposed Increase to TFCA Funding Allocation for FYE 2021 (in Millions)**

| <b>Program Categories</b>                                     | <b>Proposed Increase</b> |
|---|--------------------------|
| Clean Air Vehicles ( <b>Clean Cars for All</b> )              | \$5.00                   |
| Enhanced Mobile Source Inspections & <b>Commuter Benefits</b> | \$0.70                   |
| <b>Total Proposed Funding Increase</b>                        | <b>\$5.70</b>            |

Additional information on the two program categories discussed in this report is provided below:

- **Clean Air Vehicles:** The *Clean Cars For All* program provides incentives to qualifying low income households (up to 400% of the Federal Poverty Level) to retire older, high-polluting vehicles and replace them with a newer, cleaner vehicle and supporting charging infrastructure or with alternative transportation options (e.g. Clipper card). This program reduces criteria pollutants and greenhouse gas emissions and supports the goal of equitable access to clean transportation alternatives, including electric vehicles.

The *Clean Cars for All* program is currently funded through the state's California Climate Investments (CCI) initiative and Volkswagen Mitigation settlement fund. If the state reduces its funding commitment or if demand exceeds the available funding, staff is proposing the allocation of up to \$5 million in TFCA funding be used to continue support in our region. This funding would also replace funding previously available from a VW settlement that is running out to ensure that all low-income residents as well as those living in CalEnviroScreen disadvantaged communities continue to be eligible to participate in this program. The TFCA funds would be used to fund the same program that is currently funded by the revenue from the CCI, except that conventional hybrid vehicle purchases will not be eligible.

Up to 15% of this allocation will be used for program implementation costs, which is consistent with California Air Resources Board (CARB) guidelines for this program.

- **Enhanced Mobile Source Inspections & Commuter Benefits:** In response to the shelter-in-place, there has been increased attention on telecommuting and requests for the Air District to take a leadership role on best practices to facilitate more remote-working opportunities. Staff is proposing to increase funding for the Air District's implementation of the Commuter Benefits Program, including education, outreach, monitoring, and tracking of Bay Area employers subject to the program. In addition, the new funds will be used to conduct compliance assistance and outreach to local companies and government agencies. TFCA funding in this category is also used to support the enhanced inspection patrols for reporting smoking vehicles and enforcement of the state's drayage truck regulation and related truck/mobile source regulations conducted at and adjacent to the Port of Oakland.

### **Proposed Changes to TFCA Cost-Effectiveness**

The authorizing legislation for the TFCA requires the Air District's Board to annually adopt cost-effectiveness criteria to maximize emissions reductions and public health benefits. For programs sponsored directly by the Air District in FYE 2021, staff recommends a cost-effectiveness<sup>1</sup> (C/E) limit of \$500,000 for both the Clean Air Vehicles' Clean Cars for All program and the Enhanced Mobile Source Inspections & Commuter Benefits program, as shown in Table 3. These proposed

---

<sup>1</sup> C/E is calculated by dividing TFCA funds awarded by the sum of surplus emissions reduced of reactive organic gases (ROG), nitrogen oxides (NOx), and weighted particulate matter (PM10) over the project operational period (POP).

limits are consistent limits adopted for other light-duty vehicle programs and trip-reduction services.

**Table 3 – Proposed Cost-Effectiveness Limits and Project Operational Period**

| <b>Program Categories</b>   | <b>Max. C/E</b>                       | <b>Project Operational Period</b> |
|---|---------------------------------------|-----------------------------------|
|   | <b>(per ton of emissions reduced)</b> | <b>(in Years)</b>                 |
| <b>Clean Cars for All</b>   | \$500,000                             | 3                                 |
| <b>Enhanced Mobile Source Inspections &amp; Commuter Benefits</b> | \$500,000                             | 1                                 |

BUDGET CONSIDERATION/FINANCIAL IMPACT

None. The Air District distributes “pass-through” funds to grantees on a reimbursement basis. Administrative costs for the TFCA program are provided by the funding source.

Respectfully submitted,

Jack P. Broadbent  
Executive Officer/APCO

Prepared by: Linda Hui and Chengfeng Wang  
Reviewed by: Karen Schkolnick and Anthony Fournier