



BAY AREA
AIR QUALITY
MANAGEMENT
DISTRICT

BOARD OF DIRECTORS REGULAR MEETING

April 15, 2020

**THIS MEETING WILL BE CONDUCTED UNDER PROCEDURES AUTHORIZED BY
EXECUTIVE ORDER N-29-20 ISSUED BY
GOVERNOR GAVIN NEWSOM**

- **MEMBERS OF THE BOARD OF DIRECTORS MAY PARTICIPATE BY
TELECONFERENCE**
- **THE PUBLIC MAY OBSERVE THIS MEETING THROUGH THE WEBCAST OF
THE MEETING BY CLICKING THE LINK AVAILABLE ON THE AIR DISTRICT'S
AGENDA WEBPAGE FOR THE MEETING AVAILABLE AT**

www.baaqmd.gov/bodagendas

- **PUBLIC COMMENTS ON AGENDA ITEMS AND NON-AGENDA MATTERS FOR
THIS MEETING MAY BE SUBMITTED BY EMAIL TO**

Comments@baaqmd.gov

**PLEASE INDICATE THE AGENDA ITEM TO WHICH YOUR EMAILED
COMMENT IS ADDRESSED**

EMAILED COMMENTS WILL BE CONSIDERED DURING THE MEETING

BOARD OF DIRECTORS REGULAR MEETING AGENDA

WEDNESDAY
APRIL 15, 2020
9:30 A.M.

Chairperson, Rod Sinks

1. **CALL TO ORDER - ROLL CALL**

PUBLIC MEETING PROCEDURE

The Committee Chair shall call the meeting to order and the Clerk of the Boards shall take roll of the Committee members.

This meeting will be webcast. To see the webcast, please visit www.baaqmd.gov/bodagendas at the time of the meeting. Closed captioning may contain errors and omissions and are not certified for their content or form.

***Email Comment on Agenda Items:** The public may comment on each item on the agenda. Email Comments for items on the agenda must be submitted to Comments@baaqmd.gov prior to the Committee taking up the particular item and indicate the agenda item to which the comment relates. Emailed comments will be considered as the agenda item is taken up by the Committee. Emailed comments containing 250 words or less will be read aloud by staff. Emailed comments exceeding 250 words may be summarized during the meeting, if feasible.*

CONSENT CALENDAR (ITEMS 2-10)

Staff/Phone (415) 749-

2. Minutes of the Board of Directors Meeting of March 4, 2020

Clerk of the Boards/5073

The Board of Directors will consider approving the draft minutes of the Board of Directors Meeting of March 4, 2020.

3. Board Communications Received from March 4, 2020 through April 14, 2020

J. Broadbent/5052
jbroadbent@baaqmd.gov

A copy of communications directed to the Board of Directors received by the Air District from March 4, 2020 through April 14, 2020, if any, will be distributed to the Board Members by way of email.

4. Notices of Violations Issued and Settlements in Excess of \$10,000 in the months of February 2020 and March 2020

J. Broadbent/5052
jbroadbent@baaqmd.gov

In accordance with Resolution No. 2012-08, the Board of Directors will receive a list of all Notices of Violations issued, and all settlements for amounts in excess of \$10,000 during the months of February 2020 and March 2020.

5. Air District Personnel on Out-of-State Business Travel **J. Broadbent/5052**
jbroadbent@baaqmd.gov

In accordance with Section (b) of the Air District Administrative Code, Fiscal Policies and Procedures Section, the Board is hereby notified that the attached memorandum lists Air District personnel who have traveled on out-of-state business in the preceding months.

6. Extension of Assembly Bill (AB) 617 Community Engagement and Facilitation Services for the Richmond-San Pablo Area **J. Broadbent/5052**
jbroadbent@baaqmd.gov

The Board of Directors will consider authorizing the Executive Officer/APCO approval of proposed amendments for Contract No. 2019.055, Moore Iacofano Goltsman (MIG) Inc., for community engagement and facilitation services for Assembly Bill (AB) 617, in an amount not to exceed \$560,000.

7. Contractor Selection for Community Engagement and Facilitation Services for a Regional Environmental Justice Work Group **J. Broadbent/5052**
jbroadbent@baaqmd.gov

The Board of Directors will consider authorizing the Executive Officer/APCO to execute a contract with Moore Iacofano Goltsman (MIG) Inc., for community engagement and facilitation services for a Regional Environmental Justice Work Group, in an amount not to exceed \$150,000.

8. Authorization to Purchase Particulate Matter_{2.5} (PM_{2.5}) Federal Equivalency Method (FEM) Instrumentation **J. Broadbent/5052**
jbroadbent@baaqmd.gov

The Board of Directors will consider authorizing the Executive Officer/APCO to purchase five (5) Met One Beta Attenuation Monitors for federally required PM_{2.5} measurements, in an amount not to exceed \$133,000.

9. Authorization to Amend a Contract with Bentley Systems, Inc., for Roadway Telematics Data for Nine Counties **J. Broadbent/5052**
jbroadbent@baaqmd.gov

The Board of Directors will consider authorizing the Executive Officer/APCO to execute a contract amendment with Bentley Systems, Inc., in an amount not to exceed \$195,000.

10. Implementation of the Clean Mobility and Public Charging Options for the Clean Cars for All Program **J. Broadbent/5052**
jbroadbent@baaqmd.gov

The Board of Directors will consider authorizing the Executive Officer/APCO to execute a contract with Prepaid Expense Card Solutions, Inc. d/b/a PEX for services in support of the Clean Cars for All Program's mobility options and public charging offering, in an amount not to exceed \$500,000.

COMMITTEE REPORTS

11. Report of the Community and Public Health Committee Meeting of March 5, 2020

CHAIR: S. Zane

J. Broadbent/5052
jbroadbent@baaqmd.gov

The Committee may make the following recommendations:

A) Bay Air Center Technical Assistance for Community Air Quality Projects

1) None; receive and file.

B) Public Participation Plan Status Update

1) None; receive and file.

C) Challenges of Health Data Analysis

1) None; receive and file.

For the full Committee agenda packet and materials, click on the link below:

www.baaqmd.gov/bodagendas

12. Report of the Mobile Source Committee Meeting of March 25, 2020

CHAIR: D. Canepa

J. Broadbent/5052
jbroadbent@baaqmd.gov

The Committee may make the following recommendations:

A) Projects and Contracts with Proposed Grant Awards Over \$100,000

1) Approve recommended projects with proposed grant awards over \$100,000 as shown in Attachment 1; and

2) Authorize the Executive Officer/APCO to enter into all necessary agreements with applicants for the recommended projects.

B) Fiscal Year Ending (FYE) 2021 Transportation Fund for Clean Air (TFCA) Funding Allocation

1) Approve the proposed allocation of the estimated new TFCA monies to the programs and projects listed in Table 1;

2) Authorize the proposed cost-effectiveness limits for the Air District-sponsored programs and projects listed in Table 2; and

3) Authorize the Executive Officer/APCO to enter into funding agreements and contracts up to \$100,000 for projects and programs listed in Table 1.

For the full Committee agenda packet and materials, click on the link below:

www.baaqmd.gov/bodagendas

13. Report of the Budget and Finance Committee Meeting of March 25, 2020

CHAIR: C. Groom

J. Broadbent/5052
jbroadbent@baaqmd.gov

The Committee may make the following recommendations:

A) Discussion of Proposed Budget for Fiscal Year Ending (FYE) 2021

- 1) *The Executive Officer/APCO requests that the Budget and Finance Committee review the Proposed Budget for Fiscal Year Ending (FYE) 2021 and make any recommendations for further discussions to be held during the April 22, 2020, Budget and Finance Committee meeting.*

B) Proposed Guiding Principles for Amendments to Air District Regulation 3: Fees

- 1) *None; receive and file.*

For the full Committee agenda packet and materials, click on the link below:

www.baaqmd.gov/bodagendas

14. Report of the Ad Hoc Committee on Equity and Environmental Justice Meeting of March 25, 2020

CHAIR: D. Hurt

J. Broadbent/5052
jbroadbent@baaqmd.gov

The Committee may make the following recommendations:

A) Establishment of Role and Charter of Committee

- 1) *The Committee will consider establishing its role and charter in advising the Board of Directors regarding the actions the Air District takes, to ensure equitable treatment of Bay Area citizens.*

B) Consideration of Committee Responsibilities

- 1) *The Committee may recommend Board of Directors approve the following responsibilities of the Committee.*

C) Consideration of Ad Hoc Committee Title

- 1) *The Committee will consider recommending the Board of Directors approve the Committee title.*

For the full Committee agenda packet and materials, click on the link below:

www.baaqmd.gov/bodagendas

15. Report of the Legislative Committee Meeting of April 15, 2020

CHAIR: M. Abe-Koga

J. Broadbent/5052
jbroadbent@baaqmd.gov

The Committee may make the following recommendations:

A) Consideration of New Bills

1) Recommend the Committee take the following positions on proposed legislation:

- Smog Check Exemption Bills: Assembly Bill (AB) 1972 (Voepel) and AB 2225 (Grayson) – “Oppose”
- Backup Generator Exemption Bills: AB 2182 (B. Rubio), Senate Bill (SB) 802 (Glazer), SB 1099 (Dodd), and SB 1185 (Moorlach) – “Oppose”
- Mobile Fueling On-Demand Tank Vehicles: AB 2792 (Quirk) – “Oppose”
- Air Quality Activity Recommendations: AB 2498 (Chu) – “Support”
- Greenhouse Gases: Crude Oil Emissions: AB 3217 (Gloria) – “Support”

2) Recommend the Committee consider requests from authors for support on the following proposed legislation:

- Green Electrolytic Hydrogen – SB 1122 (Skinner)
- Thermal Powerplants: exemption: emergency backup and standby generators: data centers – SB 858 (Beall)

For the full Committee agenda packet and materials, click on the link below:

www.baaqmd.gov/bodagendas

16. Report of the Ad Hoc Building Oversight Committee Meeting of April 15, 2020
CHAIR: M. Ross
J. Broadbent/5052
jbroadbent@baaqmd.gov

The Committee may make the following recommendations:

A) Consider Recommending the Board of Directors Authorize Execution of Contracts for Architectural Planning and Seismic Upgrade Work at the Richmond, Lakeside Building

- 1) *The Committee will consider recommending the Board of Directors authorize the Executive Officer/APCO to execute contracts with Brereton Architecture + Interiors and Cushman & Wakefield to plan and design approximately 31,000 square feet of the Richmond, Lakeside building, in an amount not to exceed \$315,000, and to obtain bids to seismically upgrade the Richmond, Lakeside building. Staff will return to the Committee to discuss authorization to execute contracts for the seismic work.*

For the full Committee agenda packet and materials, click on the link below:

www.baaqmd.gov/bodagendas

PUBLIC HEARING

17. Public Hearing to Receive Testimony on Proposed Amendments to Air District Regulation 3: Fees
J. Broadbent/5052
jbroadbent@baaqmd.gov

The Board of Directors will receive testimony on the proposed amendments to Air District Regulation 3: Fees for Fiscal Year Ending (FYE) 2021. The proposed fee amendments are designed to recover the costs of regulatory program activities in accordance with the Air District's Cost Recovery Policy.

PRESENTATION

18. Operational Status of and Economic Impact on Stationary Sources Due to Coronavirus Pandemic
J. Broadbent/5052
jbroadbent@baaqmd.gov

Staff will provide the Board of Directors with an update on the economic impacts of the coronavirus pandemic.

PUBLIC COMMENT ON NON-AGENDA MATTERS

19. **Public Comment on Non-Agenda Items, Pursuant to Government Code Section 54954.3**

Emailed comments indicating the comment pertains to non-agenda matters will be considered under this item. Emailed comments containing 250 words or less will be read aloud by staff. Emailed comments exceeding 250 words may be summarized during the meeting, if feasible.

BOARD MEMBERS' COMMENTS

20. *Any member of the Board, or its staff, on his or her own initiative or in response to questions posed by the public, may: ask a question for clarification, make a brief announcement or report on his or her own activities, provide a reference to staff regarding factual information, request staff to report back at a subsequent meeting concerning any matter or take action to direct staff to place a matter of business on a future agenda. (Gov't Code § 54954.2)*

OTHER BUSINESS

21. Report of the Executive Officer/APCO

22. Chairperson's Report

23. Time and Place of Next Meeting:

Wednesday, May 6, 2020, at 10:00 a.m., via webcast, pursuant to procedures authorized by Executive Order N-29-20 issued by Governor Gavin Newsom.

24. Adjournment

The Board meeting shall be adjourned by the Board Chair.

CONTACT:

MANAGER, EXECUTIVE OPERATIONS
375 BEALE STREET, SAN FRANCISCO, CA 94105
vjohnson@baaqmd.gov

(415) 749-4941
FAX: (415) 928-8560
BAAQMD homepage:
www.baaqmd.gov

- Any writing relating to an open session item on this Agenda that is distributed to all, or a majority of all, members of the body to which this Agenda relates shall be made available at the District's offices at 375 Beale Street, Suite 600, San Francisco, CA 94105, at the time such writing is made available to all, or a majority of all, members of that body.

Accessibility and Non-Discrimination Policy

The Bay Area Air Quality Management District (Air District) does not discriminate on the basis of race, national origin, ethnic group identification, ancestry, religion, age, sex, sexual orientation, gender identity, gender expression, color, genetic information, medical condition, or mental or physical disability, or any other attribute or belief protected by law.

It is the Air District's policy to provide fair and equal access to the benefits of a program or activity administered by Air District. The Air District will not tolerate discrimination against any person(s) seeking to participate in, or receive the benefits of, any program or activity offered or conducted by the Air District. Members of the public who believe they or others were unlawfully denied full and equal access to an Air District program or activity may file a discrimination complaint under this policy. This non-discrimination policy also applies to other people or entities affiliated with Air District, including contractors or grantees that the Air District utilizes to provide benefits and services to members of the public.

Auxiliary aids and services including, for example, qualified interpreters and/or listening devices, to individuals who are deaf or hard of hearing, and to other individuals as necessary to ensure effective communication or an equal opportunity to participate fully in the benefits, activities, programs and services will be provided by the Air District in a timely manner and in such a way as to protect the privacy and independence of the individual. Please contact the Non-Discrimination Coordinator identified below at least three days in advance of a meeting so that arrangements can be made accordingly.

If you believe discrimination has occurred with respect to an Air District program or activity, you may contact the Non-Discrimination Coordinator identified below or visit our website at www.baaqmd.gov/accessibility to learn how and where to file a complaint of discrimination.

Questions regarding this Policy should be directed to the Air District's Non-Discrimination Coordinator, Rex Sanders, at (415) 749-4951 or by email at rsanders@baaqmd.gov.

BAY AREA AIR QUALITY MANAGEMENT DISTRICT

375 BEALE STREET, SAN FRANCISCO, CA 94105

FOR QUESTIONS PLEASE CALL (415) 749-4941

EXECUTIVE OFFICE:

MONTHLY CALENDAR OF AIR DISTRICT MEETINGS

APRIL 2020

<u>TYPE OF MEETING</u>	<u>DAY</u>	<u>DATE</u>	<u>TIME</u>	<u>ROOM</u>
Board of Directors Legislative Committee	Wednesday	15	8:30 a.m.	Webcast only pursuant to Executive Order N-29-20
Board of Directors Ad Hoc Building Oversight Committee	Wednesday	15	9:00 a.m.	Webcast only pursuant to Executive Order N-29-20
Board of Directors Regular Meeting	Wednesday	15	9:30 a.m.	Webcast only pursuant to Executive Order N-29-20
Board of Directors Personnel Committee	Wednesday	15	1:00 p.m.	Webcast only pursuant to Executive Order N-29-20
Board of Directors Climate Protection Committee - CANCELLED & RESCHEDULED TO WEDNESDAY, APRIL 22, 2020 AT 3:00 P.M.	Thursday	16	9:30 a.m.	Webcast only pursuant to Executive Order N-29-20
Board of Directors Budget & Finance Committee	Wednesday	22	9:30 a.m.	Webcast only pursuant to Executive Order N-29-20
Board of Directors Legislative Committee	Wednesday	22	10:30 a.m.	Webcast only pursuant to Executive Order N-29-20
Board of Directors Stationary Source Committee	Wednesday	22	12:00 p.m.	Webcast only pursuant to Executive Order N-29-20
Board of Directors Mobile Source Committee	Wednesday	22	2:00 p.m.	Webcast only pursuant to Executive Order N-29-20
Board of Directors Climate Protection Committee	Wednesday	22	3:00 p.m.	Webcast only pursuant to Executive Order N-29-20
Board of Directors Mobile Source Committee - CANCELLED & RESCHEDULED TO WEDNESDAY, APRIL 22, 2020 AT 2:00 P.M.	Thursday	23	9:30 a.m.	Webcast only pursuant to Executive Order N-29-20

MAY 2020

<u>TYPE OF MEETING</u>	<u>DAY</u>	<u>DATE</u>	<u>TIME</u>	<u>ROOM</u>
Board of Directors Special Meeting Budget Hearing	Wednesday	6	9:30 a.m.	Webcast only pursuant to Executive Order N-29-20
Board of Directors Special Meeting	Wednesday	6	10:00 a.m.	Webcast only pursuant to Executive Order N-29-20
Board of Directors Community & Public Health Committee – CANCELLED & RESCHEDULED TO WEDNESDAY, MAY 27, 2020 AT 12:30 P.M.	Thursday	7	9:30 a.m.	Webcast only pursuant to Executive Order N-29-20
Board of Directors Technology Implementation Office (TIO) Steering Committee	Friday	15	1:00 p.m.	Webcast only pursuant to Executive Order N-29-20
Board of Directors Budget & Finance Committee - CANCELLED	Wednesday	27	9:30 a.m.	Webcast only pursuant to Executive Order N-29-20
Board of Directors Legislative Committee	Wednesday	27	9:30 a.m.	Webcast only pursuant to Executive Order N-29-20
Board of Directors Mobile Source Committee	Wednesday	27	11:00 a.m.	Webcast only pursuant to Executive Order N-29-20
Board of Directors Community & Public Health Committee	Wednesday	27	12:30 p.m.	Webcast only pursuant to Executive Order N-29-20

BAY AREA AIR QUALITY MANAGEMENT DISTRICT

Memorandum

To: Chairperson Rod Sinks and Members
of the Board of Directors

From: Jack P. Broadbent
Executive Officer/APCO

Date: April 8, 2020

Re: Minutes of the Board of Directors Regular Meeting of March 4, 2020

RECOMMENDED ACTION

Approve the attached draft minutes of the Board of Directors Regular Meeting of March 4, 2020.

DISCUSSION

Attached for your review and approval are the draft minutes of the Board of Directors Regular Meeting of March 4, 2020.

Respectfully submitted,

Jack P. Broadbent
Executive Officer/APCO

Prepared by: Marcy Hiratzka
Reviewed by: Vanessa Johnson

Attachment 2A: Draft Minutes of the Board of Directors Regular Meeting of March 4, 2020

AGENDA 2A – ATTACHMENT

Draft Minutes - Board of Directors Regular Meeting of March 4, 2020

Bay Area Air Quality Management District
375 Beale Street, Suite 600
San Francisco, CA 94105
(415) 749-5073

Board of Directors Regular Meeting
Wednesday, March 4, 2020

DRAFT MINUTES

Note: Audio recordings of the meeting are available on the website of the Bay Area Air Quality Management District at www.baaqmd.gov/bodagendas

CALL TO ORDER

1. **Opening Comments:** Board of Directors (Board) Chairperson, Rod Sinks, called the meeting to order at 9:31 a.m.

Roll Call:

Present: Chairperson Rod Sinks; Vice Chairperson Cindy Chavez; Secretary Karen Mitchoff; and Directors Margaret Abe-Koga, Teresa Barrett, John Bauters, David Canepa, John Gioia, David Hudson, Davina Hurt, Tyrone Jue, Liz Kniss, Katie Rice, Mark Ross, Jim Spering, and Brad Wagenknecht.

Absent: Directors Pauline Russo Cutter, Carole Groom, Scott Haggerty, Nate Miley, Shamann Walton, Lori Wilson, and Shirlee Zane.

PUBLIC COMMENT ON NON-AGENDA MATTERS

2. **Public Comment on Non-Agenda Items, Pursuant to Government Code Section 54954.3**

Public comments were given by Claire Valerdama-Wallace and Yan Luo, California State University, East Bay (CSUEB).

CONSENT CALENDAR (ITEMS 3-7)

3. Minutes of the Board of Directors Meeting of February 19, 2020
4. Board Communications Received from February 19, 2020 through March 3, 2020
5. Quarterly Report of California Air Resources Board Representative – Hon. John Gioia
6. Consider Approval of Amendment to Bay Area Transportation Conformity and Interagency Consultation Procedures in the State Implementation Plan
7. Referral of Proposed Budget for Fiscal Year Ending (FYE) 2021 to the Budget and Finance Committee

NOTED PRESENT: Directors Ross and Jue were noted present at 9:38 a.m.

Public Comments

No requests received.

Board Comments

Chair Sinks asked Director Gioia, in his capacity as a Governing Board member of the California Air Resources Board (CARB), to supplement Item 5 by highlighting recent CARB activity. Director Gioia spoke about the following:

- CARB's Governing Board is considering various emission reduction (Assembly Bill (AB) 617) programs throughout the state. The processes and best practices borne out of the partnerships between the Air District and the communities of West Oakland and Richmond-San Pablo have served as models for other air districts in California, and AB 617 communities are able to share emission-reducing measures with non-AB 617 communities across the state.
- Proposed Advanced Clean Trucks Regulation and the suggestion that the Air District's Board of Directors receives a presentation about this CARB rulemaking.
- Proposed Control Measure for Ocean-Going Vessels at Berth.
- The status of the litigation between the U.S. Environmental Protection Agency and CARB regarding the revocation of California's waiver to establish vehicle emissions standards for greenhouse gas emissions and standards to require manufacturers to sell zero emissions vehicles.

Board Action

Director Bauters made a motion, seconded by Director Hurt, to **approve** the Consent Calendar Items 3 through 7, inclusive; and the motion **carried** by the following vote of the Board:

AYES: Abe-Koga, Barrett, Bauters, Chavez, Gioia, Hudson, Hurt, Jue, Kniss, Mitchoff, Rice, Ross, Sinks, Spering, Wagenknecht.
NOES: None.
ABSTAIN: None.
ABSENT: Canepa, Cutter, Groom, Haggerty, Miley, Walton, Wilson, Zane.

COMMITTEE REPORTS

8. Report of the Climate Protection Committee Meeting of February 20, 2020

Climate Protection Committee Chair, Teresa Barrett, read the following Committee report:

The Climate Protection Committee met on Thursday, February 20, 2020, and approved the minutes of December 2, 2019.

The Committee received and discussed the staff presentation Climate Change and Food – An Overview.

The Committee then received and discussed the presentation Food Waste Reduction in Alameda County, presented by Cassie Bartholomew, from StopWaste.

Finally, the Committee received and discussed the staff presentation Regional Food and Climate Event.

The next meeting of the Climate Protection Committee will be held Thursday, April 16, 2020, at 9:30 a.m. This concludes the Chair report of the Climate Protection Committee.

Public Comments

No requests received.

Board Comments

The Board and staff discussed the suggestion that the Air District considers co-hosting food events with various Bay Area counties.

Board Action

None; receive and file.

9. Report of the Budget and Finance Committee Meeting of February 26, 2020

Budget and Finance Committee Vice Chair, John Bauters, read the following Committee report:

The Committee met on Wednesday, February 26, 2020, and approved the minutes of November 25, 2019.

The Committee reviewed and discussed the presentation Air District Audit Results for Fiscal Year Ending 2019, presented by Joseph Moussa, Senior Audit Manager of Simpson & Simpson LLP.

The Committee then reviewed and discussed the staff presentation Second Quarter Financial Report – Fiscal Year Ending 2020.

The Committee then reviewed and discussed the staff presentation Air District Financial Plan Overview.

Finally, the Committee reviewed and discussed the staff presentation Options to Prefund Pension Liabilities – Analysis of Provider Returns and Costs to Invest.

The next meeting of the Budget and Finance Committee will be held on Wednesday, March 25, 2020, at 9:30 a.m. This concludes the Chair Report of the Budget and Finance Committee.

Public Comments

No requests received.

Board Comments

None.

Board Action

None; receive and file.

10. Report of the Stationary Source Committee Meeting of February 26, 2020

Stationary Source Committee Chair, John Bauters, read the following Committee report:

The Committee met on Wednesday, February 26, 2020, and approved the minutes of December 16, 2019.

The Committee reviewed and discussed the staff presentation Air District Legal Authorities 101.

The Committee then reviewed and discussed the staff presentation Major Facility Projects Update.

Finally, the Committee and staff discussed Chair Bauters' proposed schedule of Stationary Source Committee meeting topics and dates for 2020.

The next meeting of the Stationary Source Committee will be held on Wednesday, April 22, 2020 at 12:00 p.m. This concludes the Chair report of the Stationary Source Committee.

Public Comments

No requests received.

Board Comments

The Board and staff discussed the concept of “just transition” - a facilitated shift in employment for workers in the fossil fuels industry to jobs in a carbon neutral sustainable economy - which of the Board committees is the most appropriate to address this, and with which agencies the Air District should partner to address this.

NOTED PRESENT: Director Canepa was noted present at 9:49 a.m.

Board Action

None; receive and file.

11. Report of the Mobile Source Committee Meeting of February 27, 2020

Mobile Source Committee Chair, David Canepa, read the following Committee report:

The Committee met on Thursday, February 27, 2020, and approved the minutes of December 18, 2019.

The Committee reviewed and discussed the staff presentation Projects and Contracts with Proposed Grant Awards Over \$100,000. The Committee recommends the Board:

- 1. Approve recommended projects with proposed grant awards over \$100,000; and*
- 2. Authorize the Executive Officer/Air Pollution Control Officer to enter into all necessary agreements with applicants for the recommended projects.*

The Committee then reviewed and discussed the staff presentation Participation in Year 22 of the Carl Moyer Program. The Committee recommends the Board:

- 1. Adopt a resolution authorizing the Executive Officer/Air Pollution Control Officer to execute all necessary agreements with the California Air Resources Board relating to the Air District's receipt of Carl Moyer Program funds for fiscal year 2019-2020 (Program Year 22);*
- 2. Allocate \$3 million in Mobile Source Incentive Funding to provide the required match funding and additional monies for projects eligible for funding under the Carl Moyer Program guidelines; and*
- 3. Authorize the Executive Officer/Air Pollution Control Officer to execute Grant Agreements and amendments for projects funded with Carl Moyer Program and Mobile Source Incentive Funds, with individual grant award amounts up to \$100,000.*

The Committee then reviewed and discussed the staff presentation Clean Cars for All Program. The Committee recommends the Board:

- 1. Adopt a resolution authorizing the Executive Officer/Air Pollution Control Officer to accept, obligate, and expend up to \$5 million from the California Air Resources Board for the Bay Area Clean Cars for All Program; and*
- 2. Authorize the Executive Officer/Air Pollution Control Officer to enter into all agreements necessary to accept, obligate, and expend this funding.*

Finally, the Committee reviewed and discussed the staff presentation Air District Grant Programs Overview.

The next meeting of the Mobile Source Committee will be on Thursday, March 26, 2020, at 9:30 a.m. I move that the Board approve the Mobile Source Committee's recommendations. This concludes the Chair Report of the Mobile Source Committee.

Public Comments

No requests received.

Board Comments

The Board and staff discussed whether the Air District has implemented a year-in-review process to determine whether awarded grants were diversified appropriately between disadvantaged and affluent communities; and public outreach methods regarding various grant opportunities.

Board Action

Director Canepa made a motion, seconded by Director Rice, to **approve** the recommendations of the Mobile Source Committee; and the motion **carried** by the following vote of the Board:

AYES: Abe-Koga, Barrett, Bauters, Canepa, Chavez, Gioia, Hudson, Hurt, Jue, Kniss, Mitchoff, Rice, Ross, Sinks, Spering, Wagenknecht.
NOES: None.
ABSTAIN: None.
ABSENT: Cutter, Groom, Haggerty, Miley, Walton, Wilson, Zane.

CLOSED SESSION (9:57 a.m.)

12. **PUBLIC EMPLOYEE PERFORMANCE EVALUATIONS - (Government Code Section 54957 and 54957.6)**

Pursuant to Government Code Section 54957 and 54957.6, the Board will meet in closed session to conduct performance evaluations of the Executive Officer and General Counsel.

Reportable Action: Chair Sinks announced that performance evaluations of the Executive Officer and General Counsel were conducted and discussed in Closed Session.

OPEN SESSION (11:17 a.m.)

13. **Board of Directors Committee Meeting Schedule**

Chair Sinks explained how Board members have been expressing interest in consolidating committee meeting days, and how Air District staff were asked to propose such a schedule. A consolidated meeting schedule, proposed by Air District staff, was distributed. Jack P. Broadbent, Executive Officer/Air Pollution Control Officer, said that on several occasions Board meetings will need to be held on third Wednesdays (Public Hearing on Fees on April 15, 2020, and Public Hearing on Proposed Budget on May 20, 2020, or June 17, 2020).

Public Comments

No requests received.

Board Comments

The Board and staff discussed concerns about impacted schedules that may result from holding Board meetings on the third or fourth Wednesday of a given month; reductions in vehicle miles traveled that would result from a compressed meeting schedule; the need to adjust Board compensation rules, if the compressed meeting schedule is implemented, and how Board members and Air District staff can promote this idea in an attractive manner to legislators; Air District staff's preferred method of receiving feedback about this issue from Board members; Board Room scheduling difficulties that may arise; how the timing would work for multiple back-to-back meetings, and Public Notice requirements for those meetings; the preference for a predictable schedule upon which the public and Board members can rely; the feasibility of moving the proposed meetings on the third Wednesday of the month to the second Wednesday of the month; the suggestion of starting (the first) meetings (of the day) at 9:00 a.m. instead of 9:30 a.m.; the suggestion of Air District staff utilizing Doodle (online calendar tool) to poll Board members' availability; conflicting meetings of other regional agencies in the building; the suggestion of imposing a maximum number of Air District committee meetings per day; and why the current meeting schedule is not working.

Board Action

None; receive and file.

PRESENTATIONS

14. The Legal Framework for the Air District

This item was continued until April 1, 2020.

15. Air Quality and Air District Overview

Dr. Ranyee Chiang, Director of Meteorology and Measurement, and Henry Hilken, Director of Planning and Climate Protection, gave the staff presentation *Air Quality and Air District Overview*, including: outline; mission; basics - impacts of climate change, emissions reductions, global commitments and what is needed, climate change solutions, and air pollutants and their (health) impacts; measurement and modeling - multiple monitoring strategies throughout the Bay Area, air quality forecasting, emissions inventory, and understanding pollutant behavior, exposure, and impacts; focus on communities – collaborative relationships to support the Air District mission; plans - 2017 Clean Air Plan and AB 617 (plans go local); toolkit – rule development, permits, compliance and enforcement, and collaborating statewide, regionally, and with cities and counties; Bay Area greenhouse gas (GHG) emissions – examples; toolkit: Climate Protection Program, incentives for clean air and climate solutions, incentives: innovative financing for innovative technologies, and communications: prompting behavior change; and contact the Air District.

Public Comments

Public comments were given by Dennise Cuasay, CSUEB.

Board Comments

The Board and staff discussed a request for a legend for the chart of “Air Pollutants and Their Impacts” on slide 8; whether the Air District considers odor an impact from a given pollutant; the request that “regulatory process” be added to “Focus on Communities: Collaborative Relationships to Support Air District Mission” (slide 14); the need for electric vehicle charging infrastructure at multi-family housing; whether the Air District has considered funding community-level regulation of the public’s activity, especially regarding wood-burning, and the suggestion of using Santa Clara County’s Office of Labor Standards as a model for this; the need for an incentive program that will assist people with the costs of electric bikes, and Bikes for the World, an organization that makes affordable, good-quality, used bicycles available to low-income communities in developing countries; how educating girls can affect climate change, according to climate change mitigation project “Project Drawdown”; the demand for respirators due to the rising coronavirus pandemic; and whether the Air District’s authority encompasses airborne infectious diseases and if not, whether the role of air districts will evolve in that capacity.

Board Action

None; receive and file.

PUBLIC COMMENT ON NON-AGENDA MATTERS

16. Public Comment on Non-Agenda Items, Pursuant to Government Code Section 54954.3

Public comments were given by Tony Fisher, Coalition for Clean Air.

BOARD MEMBERS’ COMMENTS

17. Board Members’ Comments

None.

OTHER BUSINESS

18. Report of the Executive Officer/Air Pollution Control Officer

Mr. Broadbent reported the following:

- The Air District’s Annual Youth for the Environment and Sustainability (YES) Conference will be taking place on Saturday, March 28, 2020, at El Camino High School in South San Francisco from 9:00 a.m. to 3:00 p.m.
- The Air District will host the second Particulate Matter (PM) symposium focusing on health impacts of fine PM on Tuesday, March 24, 2020, at the Oakland Marriott City Center from 9:00 a.m. to 4:30 p.m. This will also serve as a meeting of the Air District’s Advisory Council. At this symposium, community groups will share information on the local environmental and health impacts of fine particulate matter and potential strategies to reduce PM_{2.5} in the future.

- The Air & Waste Management Association’s 113th Annual Conference and Exhibition will be held from June 29, 2020 to July 2, 2020, at the Hyatt Regency in San Francisco. Board members are encouraged to attend.
- The Air District’s Executive Office has hired new Executive Assistant, Amanda Balneg.

19. **Chairperson’s Report**

Chair Sinks announced the following:

- Board members who wish to attend the Air & Waste Management Association’s 113th Annual Conference in San Francisco are to let Vanessa Johnson know by March 20, 2020.
- Many Board members have indicated in interest to serve on the Board’s new Ad Hoc Committee on Equity and Environmental Justice. Board member, Davina Hurt, has been selected to Chair the Committee, which will first meet on Wednesday, March 25, 2020.

20. **Time and Place of Next Meeting**

Wednesday, April 1, 2020, at 375 Beale Street, San Francisco, CA 94105 at 9:30 a.m.

21. **Adjournment**

The meeting adjourned at 12:55 p.m.

Marcy Hiratzka
Clerk of the Boards

BAY AREA AIR QUALITY MANAGEMENT DISTRICT

Memorandum

To: Chairperson Rod Sinks and Members
of the Board of Directors

From: Jack P. Broadbent
Executive Officer/APCO

Date: April 8, 2020

Re: Board Communications Received from March 4, 2020 through April 14, 2020

RECOMMENDED ACTION

None; receive and file.

DISCUSSION

Copies of communications directed to the Board of Directors received by the Air District from March 4, 2020 through April 14, 2020, if any, will be distributed to the Board Members by way of email.

Respectfully submitted,

Jack P. Broadbent
Executive Officer/APCO

Prepared by: Justine Buenaflor
Reviewed by: Vanessa Johnson

BAY AREA AIR QUALITY MANAGEMENT DISTRICT

Memorandum

To: Chairperson Rod Sinks and Members
of the Board of Directors

From: Jack P. Broadbent
Executive Officer/APCO

Date: April 8, 2020

Re: Notices of Violations Issued and Settlements in Excess of \$10,000 in the months of
February 2020 and March 2020

RECOMMENDED ACTION

None; receive and file.

DISCUSSION

In accordance with Resolution No. 2012-08, attached to this memorandum is a listing of all Notices of Violations issued, and all settlements for amounts in excess of \$10,000 during the calendar months prior to this report.

BUDGET CONSIDERATION/FINANCIAL IMPACT

The amounts of civil penalties collected are included in the Air District's general fund budget.

Respectfully submitted,

Jack P. Broadbent
Executive Officer/APCO

Prepared by: Brian C. Bungler

Attachment 4A: Notices of Violations for the Month of February 2020

Attachment 4B: Notices of Violations for the Month of March 2020

NOTICES OF VIOLATIONS ISSUED

The following Notice(s) of Violations were issued in February 2020:

Alameda						
Site Name	Site #	City	NOV #	Issuance Date	Regulation	Comment
Asbestos Management Group of California	J9290	Oakland	A59163A	2/4/2020	11-2-401.5	Failure to Reuse Start Date
Asbestos Management Group of California	J9290	Oakland	A59164A	2/5/2020	11-2-401.5	Failure to Revise Start Date
Bay Ship & Yacht Co.	A9684	Alameda	A59809A	2/26/2020	2-1-301	Oily/Water Slop Tanks > 200 gal/day
Bay Ship & Yacht Co.	A9684	Alameda	A59809B	2/26/2020	2-1-302	Oily/Water Slop Tanks > 200 gal/day
California Highway Patrol	Z7317	Oakland	A59312A	2/11/2020	2-1-307	No Passing Annual Source Test - Static Press (10/17/19) & 36 Months Torque Test (10/22/16, 10/22/19)
Dawit Auto Body	E2272	Oakland	A59808A	2/25/2020	2-1-301	No Permit for Spraying Operation
Dawit Auto Body	E2272	Oakland	A59808B	2/25/2020	2-1-302	> 30 gal / yr
Northern California Power Agency	A1500	Alameda	A59803A	2/6/2020	9-9-504	Failed to Conduct Source Test
Northern California Power Agency	A1500	Alameda	A59804A	2/6/2020	9-9-504	Failed to Conduct Source Test
Northern California Power Agency	A1500	Alameda	A59805A	2/6/2020	2-1-301	Unpermitted Diesel Engine > 50 HP
Northern California Power Agency	A1500	Alameda	A59805B	2/6/2020	2-1-302	Unpermitted Diesel Engine > 50 HP

Northern California Power Agency	A1500	Alameda	A59806A	2/6/2020	2-1-301	Unpermitted Diesel Engine > 50 HP
Northern Calif Power Agency	A1500	Alameda	A59806B	2/6/2020	2-1-302	Unpermitted Diesel Engine > 50 HP
Tesla, Inc.	A1438	Fremont	A59583A	2/7/2020	2-6-307	Dev# 5548 Failure to Retain Records (Air Audit)
Tesla, Inc.	A1438	Fremont	A59584A	2/7/2020	2-1-301	Dev# 5550 No PTO for Totes (Air Audit)
Tesla, Inc.	A1438	Fremont	A59584B	2/7/2020	2-1-302	Dev# 5550 No PTO for Totes (Air Audit)
Tesla, Inc.	A1438	Fremont	A59584C	2/7/2020	2-6-307	Dev# 5550 No PTO for Totes (Air Audit)
Tesla, Inc.	A1438	Fremont	A59585A	2/7/2020	2-1-301	Dev# 5551 No PTO for PERP (Air Audit)
Tesla, Inc.	A1438	Fremont	A59585B	2/7/2020	2-1-302	Dev# 5551 No PTO for PERP (Air Audit)
Tesla, Inc.	A1438	Fremont	A59585C	2/7/2020	2-6-307	Dev# 5551 No PTO for PERP (Air Audit)
Tesla, Inc.	A1438	Fremont	A59586A	2/7/2020	2-6-307	Dev# 5553 More Than 2 Allowable Temp Excursions/Month
United Pacific dba 76	Z7316	Oakland	A58646A	2/6/2020	2-1-307	PC #20666, 23223 No Vapor Recovery Tests for 2018
Valero	Z7313	Oakland	A59311A	2/3/2020	2-1-307	#100036, 100037, 10039 Missing 20108 Source Test
Valero	Z7313	Oakland	A59311B	2/3/2020	8-7-301.5	(2x5") Hole on Steel Lid Vapor Side 87-Grade

Contra Costa						
Site Name	Site #	City	NOV #	Issuance Date	Regulation	Comment
California Department of Water Resources	A8930	Byron	A57394A	2/24/2020	2-1-302	Permit Expired 10/01/2019

Chevron Products Company	A0010	Richmond	A59416A	2/6/2020	2-6-307	PC# 24136 (13d, 13c)
Chevron Products Company	A0010	Richmond	A59416B	2/6/2020	1-523.3	07K90, 07K91, 07N22, 07N23, 07R53 Start Up Times / Late RCA Report
Chevron Products Company	A0010	Richmond	A59417A	2/6/2020	2-6-307	PC# 24136(13e), PC# 24136(13d) Start Up
Chevron Products Company	A0010	Richmond	A59417B	2/6/2020	1-523.3	07M17, 07N26, 07N27, 07N51 Time / Late Reporting
Chevron Products Company	A0010	Richmond	A59418A	2/6/2020	2-6-307	07N52, PC# 24136(13e) Combined Start Up Time
Chevron Products Company	A0010	Richmond	A59419A	2/6/2020	2-6-307	07M13, 07R56. PC# 24136(16a) NH3 Injection
Chevron Products Company	A0010	Richmond	A59420A	2/6/2020	2-6-307	07R52, 07M55 Late Reporting
Chevron Products Company	A0010	Richmond	A59420B	2/6/2020	1-523.3	PC# 24136(16a) HN3 Injection
Chevron Products Company	A0010	Richmond	A59531A	2/24/2020	2-6-307	PER and RCA's 07R88 Excess
Chevron Products Company	A0010	Richmond	A59531B	2/24/2020	6-1-301	PER and RCA's 07R88 Excess
Chevron Richmond Technology Center	A0423	Richmond	A59236A	2/4/2020	8-5-305.5	Gasoline on Top of Floating Roof (tank L)

Napa						
Site Name	Site #	City	NOV #	Issuance Date	Regulation	Comment
Richard Elvis	Z7323	Saint Helena	A56047A	2/26/2020	5-301	Burning Brush and Tree Stumps

San Francisco						
Site Name	Site #	City	NOV #	Issuance Date	Regulation	Comment
San Francisco Public Utilities Commission	A4116	San Francisco	A56599A	2/14/2020	2-1-307	Raw Digester Gas Vented into Atmosphere

San Mateo						
Site Name	Site #	City	NOV #	Issuance Date	Regulation	Comment
KNK Petroleum Inc. dba Triton Gas	Z7251	Daly City	A59313A	2/13/2020	8-7-301.2	Missing Gasket on Fill Dust Caps (91, 87 (Red/Blue))
Pet's Rest Cemetery	A4860	Colma	A56600A	2/20/2020	2-1-307	Failure to Meet Permit Condition 16875. Occurrence Dates 1/8/2018 - 2/18/2020

Santa Clara						
Site Name	Site #	City	NOV #	Issuance Date	Regulation	Comment
All Perfect Finish	B5660	Campbell	A56551A	2/13/2020	2-1-302	Expired Permit to Operate
Capitol Chevron	Z7320	San Jose	A59391A	2/24/2020	2-1-307	PC ID#206666, No 3-year Torque/Drop Tube ST
City of San Jose (Singleton Road Landfill)	A4175	San Jose	A58766A	2/10/2020	2-1-307	Source 1 Did Not Operate at Least 8 hr/day Per PC# 17547
City of San Jose (Singleton Road Landfill)	A4175	San Jose	A58767A	2/18/2020	8-34-301.2	Component Leak Exceeding 1,000 ppm Discovered at Well D-9
Gas N' Go	Z6219	San Jose	A59390A	2/7/2020	8-7-302.3	Failed Third Party Source Tests
George Chiala Farms, Inc.	Z7223	San Martin	A57369A	2/7/2020	5-301	No Notification for Open Burn
International Disposal Corp. of CA	A9013	Milpitas	A59431A	2/20/2020	8-34-303	Surface Leak at "SAR 8" > 500 ppm by Volume

Recology Pacheco Pass	A6370	Gilroy	A57370A	2/25/2020	8-34-301.1	Gas Collection Not Operated Continuously
Solis Winery	Z7184	Gilroy	A57368A	2/3/2020	5-301.3	No Notification to District for Open Burn
Turner Construction	Y3956	Milpitas	A58600A	2/4/2020	11-2-401.5	Inaccurate Start Date
XL Construction	S4569	Milpitas	A58602A	2/20/2020	11-2-401.5	Inaccurate Start Date

Solano						
Site Name	Site #	City	NOV #	Issuance Date	Regulation	Comment
J P's Auto Body	A4508	Fairfield	A56046A	2/24/2020	2-1-302	Failure to Pay 6/2019 PO Invoice
Valero Refining Company - California	B2626	Benicia	A59001A	2/7/2020	10	40 CFR 60.482-5 (b)(1)
Valero Refining Company - California	B2626	Benicia	A59603A	2/20/2020	1-522.4	Failure to Report Indicated Excess Within 96 hours
Valero Refining Company - California	B2626	Benicia	A59603B	2/20/2020	1-522.7	Failure to Report Inoperative Monitor

District Wide						
Site Name	Site #	City	NOV #	Issuance Date	Regulation	Comment
Hertz Corporation	Z7318	Estero	A59271A	2/25/2020	2-1-301	Two Gasoline Nozzles Operating w/o Permit
Hertz Corporation	Z7318	Estero	A59271B	2/25/2020	2-1-302	Two Gasoline Nozzles Operating w/o Permit
JM Environmental, Inc.	F1663	Granite Bay	A58601A	2/7/2020	11-2-303.6	ASB112788 No View Port @ Time of Inspection
Kirby Offshore Marine LLC	Z7321	Houston	A59421A	2/25/2020	8-44-305	Vessel Kirby 155-01 Equipment Leaks
Riverbank Interiors	J1131	Riverbank	A59478A	2/19/2020	11-2-401.5	401.5 Inaccurate Start Date

Travis AFB	A0770	Travis AFB	A58676A	2/7/2020	11-2-401.3	Failure to Notify
Travis AFB	A0770	Travis AFB	A58677A	2/7/2020	11-2-303.3	RACM in Place During Burn
Travis AFB	A0770	Travis AFB	A58677B	2/7/2020	11-2-304.1	RACM Not in Leak-Tight Labeled Containers

SETTLEMENTS FOR \$10,000 OR MORE REACHED

There were two (2) settlement(s) for \$10,000 or more completed in February 2020.

- 1) On February 5, 2020, the Air District reached settlement with Synergy Enterprises for \$10,000, regarding the allegations contained in the following one (1) Notice of Violation:

NOV #	Issuance Date	Occurrence Date	Regulation	Comments from Enforcement
A59158A	12/2/2019	12/2/2019	11-2-303.6	No Viewports
A59158B	12/2/2019		11-2-303.9	No Onsite Supervisor

- 2) On February 27, 2020, the Air District reached settlement with Valley Oil Company for \$22,000, regarding the allegations contained in the following one (1) Notice of Violation:

NOV #	Issuance Date	Occurrence Date	Regulation	Comments from Enforcement
A58223A	7/31/2019	6/12/2019	2-1-307	Exceeded 2,600 gal/hr Limit per PC#20760

NOTICES OF VIOLATIONS ISSUED

The following Notice(s) of Violations were issued in March 2020:

Alameda						
Site Name	Site #	City	NOV #	Issuance Date	Regulation	Comment
Agricultural Research Service	A1855	Albany	A58836A	3/3/2020	2-1-307	P/C #22820.1 Exceeded 20 hrs/yr for reliability-related testing
Bayview Environmental	G2974	Oakland	A59128A	3/4/2020	11-2-401.5	Inaccurate Start Date
EBMUD GDF	Z7364	Oakland	A59392A	3/4/2020	8-7-302.2	No low perm hoses
Environmental Remedies	Q5007	Hayward	A59479A	3/2/2020	11-2-303.1	303.1 No water during RACM
Flyers #454	Z7392	Oakland	A59315A	3/23/2020	2-1-301	Modifying Phase II equipment without an A/C
Safety-Kleen of California, Inc.	A1190	Newark	A58089A	3/23/2020	2-1-307	Failed to equip with a temperature monitor with a continuous recorder. PC# 20992.106

Contra Costa						
Site Name	Site #	City	NOV #	Issuance Date	Regulation	Comment
City of Richmond Water Pollution Control District	A2482	Richmond	A58709A	3/4/2020	2-1-307	Failed PC#19952 part 16
Tesoro Refining & Marketing Company, LLC	B2758	Martinez	A59336A	3/10/2020	1-523.3	Late reporting of RCA IDs#: 07M58, 07N03, 07N04, 07N05, 07N09
Tesoro Refining & Marketing Company, LLC	B2758	Martinez	A59337A	3/10/2020	1-523.3	RCA# 07N65 Heat input excess P/C 16685.1 / Late reporting

Tesoro Refining & Marketing Company, LLC	B2758	Martinez	A59337B	3/10/2020	2-6-307	RCA# 07N65 Heat input excess P/C 16685.1 / Late reporting
Tesoro Refining & Marketing Company, LLC	B2758	Martinez	A59338A	3/10/2020	1-523.3	RCA# 07N66 Heat input excess P/C 16685.1 / Late reporting
Tesoro Refining & Marketing Company, LLC	B2758	Martinez	A59338B	3/10/2020	2-6-307	RCA# 07N66 Heat input excess P/C 16685.1 / Late reporting
TransMontaigne Operating Company LP	A0745	Richmond	A59532A	3/12/2020	10	Reg# 8-5-320.31 Sample port open

Marin						
Site Name	Site #	City	NOV #	Issuance Date	Regulation	Comment
Novato Sanitary District	A1275	Novato	A58172A	3/9/2020	2-1-307	Episode 07S52
Novato Sanitary District	A1275	Novato	A58172B	3/9/2020	1-523.3	Episode 07S52
Rich Readimix Concrete, Inc.	A1360	Greenbrae	A58171A	3/5/2020	2-1-301	New Abatement Device
Rich Readimix Concrete, Inc.	A1360	Greenbrae	A58171B	3/5/2020	2-1-302	Portable Cement Silo
The Dutra Group	Z7404	San Rafael	A55946A	3/24/2020	11-2-401.3	App# 50283810 day wait period not met

San Mateo						
Site Name	Site #	City	NOV #	Issuance Date	Regulation	Comment
Double AA El Camino	D0503	San Bruno	A59314A	3/16/2020	2-1-302	Operating/dispensing E85 w/o permit to operate
Magic Auto Paint & Body	A5322	Redwood City	A59505A	3/12/2020	8-45-501	Inadequate Records

Santa Clara						
Site Name	Site #	City	NOV #	Issuance Date	Regulation	Comment
International Disposal Corp of CA	A9013	Milpitas	A59432A	3/5/2020	8-34-301.1	Failure to operate LFGCCS continuously RCAs 07Q20 07Q21
International Disposal Corp of CA	A9013	Milpitas	A59433A	3/5/2020	2-1-307	PC# 26632, sec 18 Failure to maintain proper drainage of the compost pad. Liquids, source of odors
Judicial Council of California, JCC 43-B2	B4446	San Jose	A55717A	3/4/2020	2-1-302	Permit to operate expired on 12/1/2018
Lehigh Southwest Cement Company	A0017	Cupertino	A56552A	3/26/2020	9-13-302	P.E.R. Exceeded visible emissions standards
Sanmina Corporation	B2158	San Jose	A58765A	3/5/2020	2-1-301	No P/O and A/C for 2 wave solder/flux applicator machines
Sanmina Corporation	B2158	San Jose	A58765B	3/5/2020	2-1-302	No P/O and A/C for 2 wave solder/flux applicator machines

Solano						
Site Name	Site #	City	NOV #	Issuance Date	Regulation	Comment
Valero Refining Company - California	B2626	Benicia	A59604A	3/16/2020	2-6-307	Failure to install, calibrate, maintain, and operate an s02 Analyzer
Valero Refining Company - California	B2626	Benicia	A59605A	3/16/2020	2-6-307	pc 24245-17 & 20820.68
Valero Refining Company - California	B2626	Benicia	A59605B	3/16/2020	1-522.7	over 1-hour average and calendar day average and failure to report within 96 hrs.
Valero Refining Company - California	B2626	Benicia	A59606A	3/16/2020	2-6-307	Nox>9ppm @ 15%O2/3 -hr Average episode #07N63

Valero Refining Company - California	B2626	Benicia	A59607A	3/16/2020	2-6-307	Failure to report within 96 hrs. Nox>60ppm@0%O2 30day average. Nox>115ppm @3% O2 calendar day average
Valero Refining Company - California	B2626	Benicia	A59607B	3/16/2020	1-522.7	Failure to report within 96 hrs. Nox>60ppm @0% O2 30 day average. Nox>115ppm @3% O2 calendar day

District Wide						
Site Name	Site #	City	NOV #	Issuance Date	Regulation	Comment
7M General Eng	Z7379	Sacramento	A59129A	3/18/2020	11-2-401.5	Inaccurate start date
Coastwide Environmental Technologies, Inc.	F0630	Watsonville	A59166A	3/11/2020	11-2-303.6	Inadequate viewport
Lucino Escutia	W7657	Watsonville	A59165A	3/10/2020	11-2-401.3	Failure to notify

SETTLEMENTS FOR \$10,000 OR MORE REACHED

There was one (1) settlement(s) for \$10,000 or more completed in March 2020.

- 1) On March 5, 2020, the District reached settlement with Univar Solutions USA, Inc for \$10,000, regarding the allegations contained in the following one (1) Notice of Violation:

NOV #	Issuance Date	Occurrence Date	Regulation	Comments from Enforcement
A56044A	9/12/2019	5/20/2019	2-1-307	PRD RELEASE # 07M28 / CONDITION# 14829-11

BAY AREA AIR QUALITY MANAGEMENT DISTRICT
Memorandum

To: Chairperson Rod Sinks and Members
of the Board of Directors

From: Jack P. Broadbent
Executive Officer/APCO

Date: April 8, 2020

Re: Air District Personnel on Out-of-State Business Travel

RECOMMENDED ACTION

None; receive and file.

BACKGROUND

In accordance with Section 5.4 (b) of the Air District's Administrative Code, Fiscal Policies and Procedures Section, the Board is hereby notified of Air District personnel who have traveled on out-of-state business.

The report covers the out-of-state business travel for the months of February 2020 and March 2020. The monthly out-of-state business travel report is presented in the months following travel completion.

DISCUSSION

The following out-of-state business travel activities occurred in the month of February 2020:

- None

The following out-of-state business travel activities occurred in the month of March 2020:

- Alan Abbs, Air Quality Legislative Officer, Legislative Visits, Washington DC, March 2, 2020 to March 5, 2020.

Respectfully submitted,

Jack P. Broadbent
Executive Officer/APCO

Prepared by: Stephanie Osaze
Reviewed by: Jeff McKay

BAY AREA AIR QUALITY MANAGEMENT DISTRICT

Memorandum

To: Chairperson Rod Sinks and Members
of the Board of Directors

From: Jack P. Broadbent
Executive Officer/APCO

Date: April 8, 2020

Re: Extension of Assembly Bill (AB) 617 Community Engagement and Facilitation
Services for the Richmond-San Pablo Area

RECOMMENDED ACTION

Recommend the Board of Directors authorize the Executive Officer/APCO to extend Contract No. 2019.055, by 17 months (from September 2020 to February 28, 2022) and increase contract expenditures by \$350,000 with Moore Iacofano Goltsman (MIG) Inc., for a total amount not to exceed \$560,000, for community engagement and facilitation services for the Path to Clean Air in the Richmond-San Pablo Steering Committee (AB 617).

BACKGROUND

On July 18, 2018, the Air District issued a Request for Qualifications (RFQs) for facilitation services in the Richmond-San Pablo Area. MIG Inc. was selected through the review process to provide stakeholder engagement, process design, and facilitation services to launch the AB 617 community-driven process in the Richmond-San Pablo Area. MIG Inc. facilitated two large community summits and four Community Design Team meetings over four months to shape the stakeholder engagement process for the AB 617 Richmond-San Pablo Area Community Air Monitoring Plan (Monitoring Plan). The eleven Community Design Team members evaluated the services provided by MIG Inc. and voted to continue working with MIG Inc. throughout the Monitoring Plan development. As a result, the Air District Board of Directors approved a contract with MIG Inc. for \$210,000 on July 31, 2019, to facilitate the Monitoring Planning process through September 2020. MIG Inc.'s activities focus on facilitation services and related support for the community Co-Lead Team and the Steering Committee's development of the Monitoring Plan. The scope, timeline, and nature of the work has evolved and expanded during the first year of the Richmond-San Pablo AB 617 work. In September 2019, the Steering Committee voted to begin evolving into a designated Community Emission Reduction Planning community, with the expectation that the Air District would support the additional community engagement and technical assessment required before the California Air Resources Board (CARB) designates AB 617 communities in December 2020.

DISCUSSION

The decision made by the Steering Committee to move into a Community Emissions Reduction Plan, beginning December 2020, increases the need for facilitation services. In addition to continuing to support the Monitoring Plan, MIG Inc. will help develop and coordinate a Community Design Team to inform the inclusion of a Community Emission Reduction Plan and ultimately provide facilitation and coordination assistance to the Co-Lead Team and Steering Committee through the Community Emission Reduction Plan development process, culminating in December 2021. Further additions to the facilitation include coordinating with the current Co-Lead Team and Steering Committee to design and implement a Community Summit in the spring or early summer to update the Richmond-San Pablo Community on the Steering Committee goals and progress. Air District staff is recommending a continuation of the MIG Inc. contract. MIG Inc. has provided facilitation services for this program since its inception, are familiar with the CARB Blueprint and the AB 617 process, and have developed the trust of the community members and stakeholders involved. Bringing in a new facilitation team at this time would not be efficient. Given the tight timeframe inherent in the AB 617 process and the importance of trusted facilitators, we recommend extending the contract with MIG Inc.

BUDGET CONSIDERATION/FINANCIAL IMPACT

None. Funding for contract is included in the Fiscal Year Ending 2020 budget.

Respectfully submitted,

Jack P. Broadbent
Executive Officer/APCO

Prepared by: Kristen Law
Reviewed by: Greg Nudd

BAY AREA AIR QUALITY MANAGEMENT DISTRICT

Memorandum

To: Chairperson Rod Sinks and Members
of the Board of Directors

From: Jack P. Broadbent
Executive Officer/APCO

Date: April 8, 2020

Re: Contractor Selection for Community Engagement and Facilitation Services for a
Regional Environmental Justice Work Group

RECOMMENDED ACTION

Recommend the Board of Directors authorize the Executive Officer/APCO to execute a contract with Moore Iacofano Goltsman (MIG) Inc., for community engagement and facilitation services for the Regional Environmental Justice Work Group, in an amount not to exceed \$150,000.

BACKGROUND

The Air District created the Community Health Protection Program consistent with Assembly Bill (AB) 617 (C. Garcia, Chapter 136, Statutes of 2017) to further expand efforts to reduce community exposure to air pollutants in disproportionately impacted communities. Through this program, the Air District is partnering with community groups, environmental organizations, regulated communities, and other stakeholders to develop a new community-focused action framework for community protection.

Regional Environmental Justice Work Group: As part of this program, the Air District is convening a Regional Environmental Justice Work Group (Work Group) to guide the Air District on AB 617 implementation and other environmental justice initiatives. The Work Group will also participate in peer learning and capacity-building. The Work Group will initially be comprised of recipients of the Community Health Protection Grant Program and people who live in, or serve people who live in, the region's priority communities for AB 617 implementation.¹ The Work Group will facilitate community participation in needs assessment interviews and/or focus groups to inform capacity building strategies, will participate in up to six (6) in-person regional convenings, and may be asked to participate in web-based meetings as needed. The purpose of the regional convenings is to advise the Air District on implementation of AB 617, share successes and lessons learned, and build capacity to facilitate AB 617 in their respective communities. The Work Group may expand its focus and membership beyond AB 617. This group could advise the Air District on best practices for including additional environmental justice communities throughout the Bay Area.

¹ AB 617 priority communities include: Richmond-San Pablo Area, West Oakland, East Oakland-San Leandro Area, Bayview-Hunters Point, San Jose, Vallejo, East Contra Costa County, Tri-Valley Area

MIG Inc.’s activities will focus on facilitation services, process design, and related support for the Work Group and Air District.

DISCUSSION

On September 26, 2019, the Air District issued a Request for Qualifications (RFQs) for facilitation services for the Regional Environmental Justice Work Group. MIG Inc. was selected through the review process – which included two Air District staff, one staff from a partner agency, and one community member – to provide stakeholder engagement, process design, and facilitation services in support of the Work Group.

Summary of Scores:

Agency	Total	Ability	Work Product	Experience	Conformity	Fee Structure
MIG Inc.	22.5	5	5	5	3	4.5
Interethnica	21.25	4.75	4.25	5	3	4.25
Kearns & West	20.25	4.25	4.5	4.5	3	4
Resource Development Associates	19.5	4	4	4.25	3	4.25
Triangle Associations	17.5	4	3.25	4.25	3	3
JBR Partners Inc	17	3	3	4	3	4
S Brand Consulting LLC	16	2.75	4	4	2.5	2.75
S. Groner Associates	15.5	2.25	3.25	3	3	4
San Leandro 2050	9.25	2	1	.75	2.25	3.25

Project Summary: Funding will support the development and facilitation of an innovative, equitable, and inclusive community engagement structure to ensure participation at multiple levels. MIG Inc. will serve as the neutral third-party facilitator and process advisor to this effort. MIG Inc. will coordinate closely with the Air District while ensuring the process is led by the Work Group members. The work scope is based on a project period of May 2020 to April 2021.

BUDGET CONSIDERATION/FINANCIAL IMPACT

None. Funding for the first phase of this contract is included in the Fiscal Year Ending (FYE) 2020 budget. Remaining funds required for this contract will be allocated from FYE 2021 budget.

Respectfully submitted,

Jack P. Broadbent
Executive Officer/APCO

Prepared by: Kristen Law
Reviewed by: Greg Nudd

BAY AREA AIR QUALITY MANAGEMENT DISTRICT

Memorandum

To: Chairperson Rod Sinks and Members
of the Board of Directors

From: Jack P. Broadbent
Executive Officer/APCO

Date: April 8, 2020

Re: Authorization to Purchase Particulate Matter_{2.5} (PM_{2.5}) Federal Equivalency Method
(FEM) Instrumentation

RECOMMENDED ACTION

Recommend the Board of Directors authorize the Executive Officer/APCO to purchase five (5) Met One Beta Attenuation Monitors (BAM) for federally required PM_{2.5} measurements, in an amount not to exceed \$133,000.

BACKGROUND

The Air District currently has 35 fixed air monitoring stations that provide timely air quality data to the public, compare PM concentration levels with national and state standards, inform air quality forecasts for the Spare the Air program, and support research studies. Regional air monitoring sites are selected to comply with the Code of Federal Regulations (CFR). The CFR codifies site selection to account for population distribution (2010 Census) and the concentration of pollutants, with some additional sites placed downwind of major pollution sources, to describe regional transport of pollutants, or in areas representing general background PM_{2.5} levels.

Descriptions of the existing PM_{2.5} monitoring network are available for review on the Air District's website at: <https://www.baaqmd.gov/about-air-quality/air-quality-measurement/ambient-air-monitoring-network>

DISCUSSION

Instrumentation used for Air District PM measurements support compliance with California and National PM_{2.5} health-based standards and designating which areas are in attainment or nonattainment.

The Air District proposes to purchase five (5) Met One Beta Attenuation Monitors for PM2.5 measurements to update the Regional and future Community Air Monitoring Network. These continuous FEM monitors will be used to meet National Ambient Air Quality Standards monitoring requirements, assess regional trends; measure impacts from wildfires, regional transport, and quantify impacts to communities near refineries. The request for five (5) additional Met One BAM 1020 is to upgrade and replace aging PM2.5 FEM instrumentation, some of which have spent 10 or more years in operation.

Purpose	Description and Stock/Part #	Qty	Unit \$	Total \$
Regional and Community Monitoring	Beta-Attenuation Monitor / BAM 1020 with Accessories	5	\$ 26,149.15	\$ 130,745.75
			Shipping/Misc.	\$ 1,400.00
				\$ 132,145.75

Prior to selection, the Air District researched available instrumentation designated as equivalency methods and determined the Met One BAM is optimal for the Air District’s PM2.5 network based on the following: the instrument currently operates in 18 stations across the District’s Air Monitoring network; meets Federal Equivalency Method for automated PM2.5 measurements as outlined Title 40, Part 53 of the Code of Federal Regulations; and allows the Air District to maintain measurement consistency with an approved method.

BUDGET CONSIDERATION/FINANCIAL IMPACT

None. Funding for this contract will come from the Board-approved budget for Fiscal Year Ending 2020.

Respectfully submitted,

Jack P. Broadbent
Executive Officer/APCO

Prepared by: Ila Perkins and Steve Randall
Reviewed by: Ranyee Chiang

BAY AREA AIR QUALITY MANAGEMENT DISTRICT

Memorandum

To: Chairperson Rod Sinks and Members
of the Board of Directors

From: Jack P. Broadbent
Executive Officer/APCO

Date: April 8, 2020

Re: Authorization to Amend a Contract with Bentley Systems, Inc., for Roadway Telematics Data for Nine Counties

RECOMMENDED ACTION

Recommend the Board of Directors authorize the Executive Officer/APCO to execute a contract amendment with Bentley Systems, Inc. (Bentley; formerly CitiLabs), in an amount not to exceed \$195,000.

BACKGROUND

The Bay Area Air Quality Management District (Air District) staff are recommending an amendment to the contract with Bentley, for continued support of the Air District's community-scale air quality assessment work. The current contract is in the amount of \$65,000 for the use of 2016 roadway telematics roadway and traffic data (collected from smart phone use) for Alameda and Contra Costa counties until 2021. Data for year 2016 are the latest available for all counties in the Bay Area. Air District staff are proposing to acquire 2016 telematics data for the remaining seven counties (Marin, Napa, San Francisco, San Mateo, Santa Clara, Solano, and Sonoma) and extend access to the data until 2025. These traffic data will support source apportionment studies in California State Assembly Bill (AB) 617 communities, and they will support updates to the Air District's health risk screening tools for evaluating projects under the California Environmental Quality Act (CEQA). The additional cost under this proposed contract amendment is \$130,000, increasing the overall contract payment to \$195,000.

DISCUSSION*AB 617 Discussion*

AB 617 requires local air districts to partner with community groups, environmental organizations, and other stakeholders to reduce exposures in communities most impacted by air pollution. To reliably characterize transportation-related emissions, the Air District assessed data products from a group of vendors and, based on that assessment, contracted with Bentley to obtain their superior roadway network and telematics data, which included important features developed from smart phone-based movements tracking and real-world traffic measurements. Under the existing contract, Air District staff have acquired 2016 telematics data for Contra

Costa and Alameda counties, including a detailed Bay Area roadway network, vehicle volumes by hour, average speed, and number of roadway lanes in each travel direction. These data have been used to estimate on-road mobile source emissions and air quality impacts for the West Oakland Community Action Plan. The assessment helped the West Oakland Steering Committee select appropriate mitigation strategies with reduction goals for sources with high contributions to community residential risks.

The Air District is moving forward with conducting source apportionment analysis for the Richmond/San Pablo area and is preparing for similar work in other communities, such as East Oakland/San Leandro, eastern San Francisco, Pittsburg-Bay Point, San Jose, Tri-Valley, and Vallejo under the AB 617 program. The proposed contract amendment will cover all nine Bay Area counties and ensure that the Air District has access to roadway telematics data for each of these communities and allow for a consistent modeling methodology across them all.

CEQA Tools Discussion

In addition to the AB 617 community assessment work, the Air District is currently in the process of updating its 2017 CEQA guidelines and re-evaluating thresholds of significance for toxic air contaminants and fine particulate matter in assessing local air quality impacts. To comply with the updated guidelines, a lead agency may perform a detailed assessment through an air dispersion modeling analysis to assess the health impact from surrounding facilities, roadways, freeways, ships, and locomotives. The Air District has developed a freeway screening analysis tool and a surface street screening calculator to assist local agencies that may not have modeling expertise to perform initial screening assessment for determining whether a more refined analysis is warranted.

Since the last CEQA guidelines update, significant changes in the risk assessment methodology have been adopted by the Air District to follow recommended updates developed by the State Office of Environmental Health Hazard Assessment (OEHHA). In addition, the Air District has selected the American Meteorological Society/EPA Regulatory Model Improvement Committee Regulatory Model, AERMOD, as the preferred air dispersion model for permitting and CEQA analysis. These changes will be incorporated into updated screening tools accompanying the release of the updated CEQA guidelines. Obtaining the Bentley data for all nine counties will help Air District staff to leverage West Oakland modeling work to consolidate estimation of health impacts from all Bay Area roadways, improve accuracy of the screening tools, and streamline CEQA reviews.

BUDGET CONSIDERATION/FINANCIAL IMPACT:

Funding for this contract and its amendment has been included in the Air District's Community Air Risk Evaluation (CARE) program (# 609) budget for Fiscal Year Ending 2020.

Respectfully submitted,

Jack P. Broadbent
Executive Officer/APCO

Prepared by: Virginia Lau
Reviewed by: Song Bai and Phil Martien

BAY AREA AIR QUALITY MANAGEMENT DISTRICT

Memorandum

To: Chairperson Rod Sinks and Members
of the Board of Directors

From: Jack P. Broadbent
Executive Officer/APCO

Date: April 8, 2020

Re: Implementation of the Clean Mobility and Public Charging Options for the Clean Cars
for All Program

RECOMMENDED ACTION

Recommend the Board of Directors authorize the Executive Officer/APCO to execute a contract with Prepaid Expense Card Solutions, Inc. d/b/a PEX, in an amount not to exceed \$500,000, for services in support of the Clean Cars for All Program's mobility options and public charging offerings.

BACKGROUND

The Clean Cars for All Program (Program) provides incentives for low-income households to retire older, high-polluting vehicles and replace them with a newer, cleaner vehicle or with alternative transportation options (e.g. Clipper card to be used on public transit and bike sharing). Some grantees are also eligible for up to a \$2,000 rebate for a Level 2 home charger or a portable charger and \$1,000 for public charging. An efficient and effective implementation option for the alternative transportation and public charging grants is to award pre-paid debit cards that can track spending and limit spending to certain merchants.

DISCUSSION

Air District staff have researched various payment options that would provide the necessary financial controls to successfully implement the alternative transportation and public charging options for the Program. After reviewing products from 17 financial services providers, staff recommends using a pre-paid debit card solution from the company PEX, to allocate the funds for the mobility option and the public charging component of the Program. PEX provides pre-paid debit cards that can limit spending to certain industries and providers, pursuant to pre-set Visa merchant codes. Air District staff have confirmed that the Visa merchant codes PEX uses can be tailored to conform to the general categories allowed by the California Air Resources Board (CARB) for public transit and public charging options in the Program.

BUDGET CONSIDERATION / FINANCIAL IMPACT

None. This program is funded through a California Air Resources Board (CARB) grant.

Respectfully submitted,

Jack P. Broadbent
Executive Officer/APCO

Prepared by: Rebecca Fisher
Reviewed by: Anthony Fournier

BAY AREA AIR QUALITY MANAGEMENT DISTRICT

Memorandum

To: Chairperson Rod Sinks and Members
of the Board of Directors

From: Jack P. Broadbent
Executive Officer/APCO

Date: April 8, 2020

Re: Report of the Community and Public Health Committee Meeting of March 5, 2020

RECOMMENDED ACTION

The Community and Public Health Committee (Committee) received only informational items and have no recommendations of approval by the Board of Directors (Board).

BACKGROUND

The Committee met on Thursday, March 5, 2020, and received the following reports:

- A) Bay Air Center Technical Assistance for Community Air Quality Projects;
- B) Public Participation Plan Status Update; and
- C) Challenges of Health Data Analysis.

Chairperson Shirlee Zane will provide an oral report of the Committee meeting.

BUDGET CONSIDERATION/FINANCIAL IMPACT

- A) None. Funding for the first phase of this contract is included in the Fiscal Year Ending (FYE) 2020 budget. Remaining funds required for this contract are proposed to be allocated from Assembly Bill 617, and executive general funds from the FYE 2021 budget.
- B) None. Funding for the PPP status update is included in the Fiscal Year Ending (FYE) 2020 budget; and
- C) None.

Respectfully submitted,

Jack P. Broadbent
Executive Officer/APCO

Prepared by: Justine Buenaflor
Reviewed by: Vanessa Johnson

Attachment 11A: 03/05/2020 – Community and Public Health Committee Meeting Agenda #4
Attachment 11B: 03/05/2020 – Community and Public Health Committee Meeting Agenda #5
Attachment 11C: 03/05/2020 – Community and Public Health Committee Meeting Agenda #6

BAY AREA AIR QUALITY MANAGEMENT DISTRICT

Memorandum

To: Chairperson Shirlee Zane and Members
of the Community & Public Health Committee

From: Jack P. Broadbent
Executive Officer/APCO

Date: February 24, 2020

Re: Bay Air Center: Technical Assistance for Community Air Quality Projects

RECOMMENDED ACTION

None; receive and file.

BACKGROUND

In recent years, there has been increased interest from communities and organizations in the Bay Area wanting to conduct technical projects to learn about and advocate for air quality, due to factors such as wildfires, increased availability of “low-cost” air quality sensors, and the shift in focus toward hyperlocal air quality. After the Board approved funding in May 2019, the Air District launched the Bay Air Center (BAC) in late summer 2019, to provide technical assistance in helping to define and achieve air quality project goals set by the community. This structured program helps the Air District work in partnership with the public to design air quality projects and assist in interpreting the resulting data.

DISCUSSION

The Air District has worked with Kearns and West (with technical guidance provided by TD Environmental and T&B Systems) to launch this technical assistance center. Since launching, the BAC has provided the following services and developed resources:

- Developed and presented webinar to Community School Grantees about air quality and monitoring; including separate support for technical questions;
- Supported the James Cary Smith Grantee Sustainable Silicon Valley (SSV) traffic impacts study; including sensor placement guidance and assistance with data interpretation;
- Ongoing: Support of the James Cary Smith Grantee Vallejo Citizen Air Monitoring Network (Vallejo CAMN) Purple Air data analysis and network expansion project; including sensor placement guidance and assistance with data interpretation;
- Ongoing: Support the 2018 California Air Resources Board (CARB) Community Assistance Grantees with sensor network project quality assurance;
- Ongoing: Development of sensor placement guidelines and factsheets and worksheets for defining monitoring objectives for sensor network projects; and
- Ongoing: Development of data access and visualization tools for sensor network data

The below table outlines the types services that the center is providing. These initial projects during the first year of the BAC are helping to inform the Air District in designing the outreach process, additional services, and materials that would be most useful to community scientists throughout the Bay Area. A general help line and a website with a resource library of the refined materials will launch later in 2020.

Engagement Type/Service	Description	Examples
Advisory Role	Provide guidance on one or more aspects of air monitoring, or other technical support, such as training, project planning, sensor deployment, data analysis and interpretation	Answer “one-off” questions and provide information; Work with a prospective grant applicant to create a viable and technically sound approach; Work with community members to evaluate and interpret data that has already been collected; Work with community members to help with selecting a sensor, siting it, and using data management tools
Education/Training	Design and conduct educational program(s) to build capacity and awareness	Develop and make available a variety of educational materials, such as “Air Quality 101” fact sheets, STEM curriculum modules, or how-to videos
End-to-End Support	Assist with all aspects of technical projects, from inception monitoring, data analysis, and next steps	Support a community group in setting up a monitoring program to build technical capacity or investigate their concerns

BUDGET CONSIDERATION/FINANCIAL IMPACT

None. Funding for the first phase of this contract is included in the Fiscal Year Ending (FYE) 2020 budget. Remaining funds required for this contract are proposed to be allocated from Assembly Bill 617, and executive general funds from the FYE 2021 budget.

Respectfully submitted,

Jack P. Broadbent
Executive Officer/APCO

Prepared by: Kate Hoag
Reviewed by: Elizabeth Yura and Ranyee Chiang

COMMUNITY AND PUBLIC HEALTH
COMMITTEE MEETING OF 03/05/2020

BAY AREA AIR QUALITY MANAGEMENT DISTRICT

Memorandum

To: Chairperson Shirlee Zane and Members
of the Community and Public Health Committee

From: Jack P. Broadbent
Executive Officer/APCO

Date: February 24, 2020

Re: Public Participation Plan Status Update

RECOMMENDED ACTION

None; receive and file.

BACKGROUND

The Public Participation Plan (PPP) was adopted by the Air District Board in December 2013 to:

- Educate and engage the public on Air District activities and programs;
- Increase public awareness and understanding of the roles the public, business community, and the Air District have in reducing air pollution;
- Facilitate ongoing dialogue with community groups and provide opportunities for meaningful public engagement; and
- Involve and build relationships with diverse stakeholders

The PPP was developed with a 29-member stakeholder advisory task force and a 12-member internal working group. Its key targeted areas include:

- Outreach and involvement of Limited English-Proficient (LEP) communities;
- Improving the Air District's website interface; and
- Increasing the ability for the public to comment on permits and engage early on in projects/plans

DISCUSSION

With the successful implementation of the 2013 PPP, the Air District has come further than ever before in our concerted community engagement strategies. Staff are working with the Institute for Local Governments (ILG) to prepare a status update titled: The Path to Successful Community Engagement: Where We've Been and Navigating the Road Ahead. The status update will summarize achievements across the 45 measures listed in the PPP, highlight success stories from Air District outreach and engagement initiatives, and introduce shared leadership as a new approach for community engagement at the Air District.

Following the development and dissemination of the status update, staff will begin an inclusive process to develop a new guiding document for community engagement at the Air District. This process will build upon our successes engaging the community and working cross-divisionally to ensure community engagement is supporting all divisions and programs at the Air District.

BUDGET CONSIDERATION / FINANCIAL IMPACT

None. Funding for the PPP status update is included in the Fiscal Year Ending (FYE) 2020 budget.

Respectfully submitted,

Jack P. Broadbent
Executive Officer/APCO

Prepared by: Kristen Law
Reviewed by: Elizabeth Yura

COMMUNITY AND PUBLIC HEALTH
COMMITTEE MEETING OF 03/05/2020

BAY AREA AIR QUALITY MANAGEMENT DISTRICT

Memorandum

To: Chairperson Shirlee Zane and Members
of the Community and Public Health Committee

From: Jack P. Broadbent
Executive Officer/APCO

Date: February 24, 2020

Re: Challenges of Health Data Analysis

RECOMMENDED ACTION

None; receive and file.

BACKGROUND

Recent initiatives have sparked increased interest in acquiring and tracking health data. Assembly Bill (AB) 617 directs communities and air districts to address air pollution and related health effects in overburdened communities. The goal of AB 617 is to protect and improve community health by eliminating disparities in exposure to local air pollution. Work with communities through AB 617 has put a spotlight on the desire to focus on health data.

A desired element of AB 617 is to track public health data to discern and demonstrate improvement in the health status of the affected community, due to emission reduction strategies. The question is, "Have health outcomes improved as a result of implemented strategies?" However, for many reasons, identifying a discernable near-term improvement in the health outcomes in communities may be challenging.

DISCUSSION

There is a vast body of research that connects exposure to air pollutants with higher rates of asthma, cancer, heart disease, stroke, mortality, and other health outcomes. However, air pollution is not the sole risk factor contributing to these health outcomes.

Many factors may influence the health of individuals in a community, including access to nutritious food, access to health care, transportation, clean water, and freedom from violence and stress. As neighborhood demographics change, the health data of the community may change. Discerning the contribution of air pollution to health outcomes is a complex question.

The Air District is partnering with city, county, and statewide agencies to develop and report health data and to interpret the results. Health data to inform the question of strategy effectiveness will be studied – including information from health records, such as asthma emergency visits, asthma hospitalization, and county-acquired cancer, heart disease, and stroke mortality rates.

However, it can be difficult to demonstrate improvements in community health due to air pollution emission control strategies alone. Plan strategies may take years to implement, and it may take years to see evidence of changes in health outcomes. The challenge with health data is that it often takes many studies, many years, and health reviews of very large populations to draw any clear conclusions.

This presentation will discuss the complexity of using health data to discern health benefits from implemented emission reduction strategies.

BUDGET CONSIDERATIONS/FINANCIAL IMPACTS

None.

Respectfully submitted,

Jack P. Broadbent
Executive Officer/APCO

Prepared by: Judith Cutino
Reviewed by: Greg Nudd

COMMUNITY AND PUBLIC HEALTH
COMMITTEE MEETING OF 03/05/2020

BAY AREA AIR QUALITY MANAGEMENT DISTRICT

Memorandum

To: Chairperson Rod Sinks and Members
of the Board of Directors

From: Jack P. Broadbent
Executive Officer/APCO

Date: April 8, 2020

Re: Report of the Mobile Source Committee Meeting of March 25, 2020

RECOMMENDED ACTION

The Mobile Source Committee (Committee) may recommend Board of Directors approval of the following items:

- A) Projects and Contracts with Proposed Grant Awards Over \$100,000
 - 1) Approve recommended projects with proposed grant awards over \$100,000 as shown on Attachment 1; and
 - 2) Authorize the Executive Officer/APCO to enter into all necessary agreements with applicants for the recommended projects.

- B) Fiscal Year Ending (FYE) 2021 Transportation Fund for Clean Air (TFCA) Funding Allocation
 - 1) Approve the proposed allocation of the estimated new TFCA monies to the program and projects listed in Table 1;
 - 2) Authorize the proposed cost-effectiveness limits for the Air District-sponsored programs and projects listed in Table 2; and
 - 3) Authorize the Executive Officer/APCO to enter into funding agreements and contracts up to \$100,000 for projects and programs listed in Table 1.

BACKGROUND

The Committee met on Wednesday, March 25, 2020, and received the following reports:

- A) Projects and Contracts with Proposed Grant Awards Over \$100,000; and

- B) Fiscal Year Ending (FYE) 2021 Transportation Fund for Clean Air Program (TFCA) Funding Allocation.

Chairperson David Canepa will provide an oral report of the Committee meeting.

BUDGET CONSIDERATION/FINANCIAL IMPACT

- A) None. The Air District distributes the CMP, MSIF, Community Health Protection Grant Program, TFCA, and RFG funding project sponsors on a reimbursement basis. Funding for administrative costs is provided by each funding source; and
- B) None. The Air District distributes “pass-through” funds to grantees on a reimbursement basis. Administrative costs for the TFCA Regional Fund program are provided by the funding source.

Respectfully submitted,

Jack P. Broadbent
Executive Officer/APCO

Prepared by: Aloha de Guzman
Reviewed by: Vanessa Johnson

Attachment 12A: 03/25/2020 – Mobile Source Committee Meeting Agenda #3
Attachment 12B: 03/25/2020 – Mobile Source Committee Meeting Agenda #4

BAY AREA AIR QUALITY MANAGEMENT DISTRICT

Memorandum

To: Chairperson David Canepa and Members
of the Mobile Source Committee

From: Jack P. Broadbent
Executive Officer/APCO

Date: March 19, 2020

Re: Projects and Contracts with Proposed Grant Awards Over \$100,000

RECOMMENDED ACTIONS

Recommend the Board of Directors:

1. Approve recommended projects with proposed grant awards over \$100,000 as shown in Attachment 1; and
2. Authorize the Executive Officer/APCO to enter into all necessary agreements with applicants for the recommended projects.

BACKGROUND

The Bay Area Air Quality Management District (Air District) has participated in the Carl Moyer Program (CMP), in cooperation with the California Air Resources Board (CARB), since the program began in fiscal year 1998-1999. The CMP provides grants to public and private entities to reduce emissions of nitrogen oxides (NOx), reactive organic gases (ROG), and particulate matter (PM) from existing heavy-duty engines by either replacing or retrofitting them. Eligible heavy-duty diesel engine applications include on-road trucks and buses, off-road equipment, marine vessels, locomotives, and stationary agricultural pump engines.

Assembly Bill 923 (AB 923 - Firebaugh), enacted in 2004 (codified as Health and Safety Code (HSC) Section 44225), authorized local air districts to increase their motor vehicle registration surcharge up to an additional \$2 per vehicle. The revenues from the additional \$2 surcharge are deposited in the Air District's Mobile Source Incentive Fund (MSIF). AB 923 stipulates that air districts may use the revenues generated by the additional \$2 surcharge for projects eligible under the CMP. On February 6, 2019, the Board of Directors (Board) authorized Air District participation in Year 21 of the CMP, and authorized the Executive Officer/APCO to execute Grant Agreements and amendments for projects funded with CMP funds or MSIF revenues, with individual grant award amounts up to \$100,000.

In 2017, Assembly Bill (AB) 617 directed CARB, in conjunction with local air districts, to establish the Community Air Protection Program. AB 617 provides a new community-focused action framework to improve air quality and reduce exposure to criteria air pollutants and toxic air contaminants in communities most impacted by air pollution. In advance of the development of the Community Air Protection Program, the Governor and legislature established an early action component to AB 617 to use existing incentive programs to get immediate emission reductions in the communities most affected by air pollution. AB 134 (2017) appropriated \$50 million from the Greenhouse Gas Reduction Fund (GGRF) to reduce mobile source emissions including criteria pollutants, toxic air contaminants, and greenhouse gases in those communities within the Bay Area. Senate Bill (SB) 856 (2018) continued support for these project types and appropriated \$245 million from the GGRF statewide, of which \$40 million was awarded to the Air District for Bay Area emission reduction projects. On April 3, 2019, the Board authorized the Air District to accept, obligate, and expend SB 856 grant funding. These funds can be used to implement projects under the Community Health Protection grant program, CMP, and optionally on-road truck replacements under the Proposition 1B Goods Movement Emission Reduction Program.

In 1991, the California State Legislature authorized the Air District to impose a \$4 surcharge on motor vehicles registered within the nine-county Bay Area to fund projects that reduce on-road motor vehicle emissions within the Air District's jurisdiction. The statutory authority for the Transportation Fund for Clean Air (TFCA) and requirements of the program are set forth in the HSC Sections 44241 and 44242. Sixty percent of TFCA funds are awarded by the Air District to eligible projects and programs implemented directly by the Air District (e.g., Spare the Air, electric vehicle charging station program) and to a program referred to as the TFCA Regional Fund. Each year, the Board allocates funding and adopts policies and evaluation criteria that govern the expenditure of TFCA Regional Fund monies. The remaining forty percent of TFCA funds are pass-through funds that are awarded to the designated County Program Manager (CPM) in each of the nine counties within the Air District's jurisdiction.

On April 3, 2019, the Board authorized funding allocations for use of the sixty percent of the TFCA revenue in Fiscal Year Ending (FYE) 2020, cost-effectiveness limits for Air District-sponsored FYE 2020 programs, and the Executive Officer/APCO to execute grant agreements and amendments for TFCA-revenue funded projects with individual grant award amounts up to \$100,000. On June 5, 2019, the Board adopted policies and evaluation criteria for the FYE 2020 TFCA Regional Fund program.

The Bay Area Clean Air Foundation (Foundation) is a nonprofit support organization for the Air District. As part of its operation, the Foundation applies for and accepts grant funding from various sources to reduce emissions within the Air District's jurisdiction. Under the terms of an executed contract between the Air District and Foundation, Air District staff administer grant programs and revenues awarded to the Foundation. On December 5, 2017, the Foundation entered into a contract with the Reformulated Gas Settlement Fund (RFG) administrators to receive approximately \$1.3 million in funding for a program to accelerate the adoption of zero- and near-zero-emission equipment and vehicles operating in and around the West Oakland community.

Projects with grant award amounts over \$100,000 are brought to the Mobile Source Committee for consideration at least on a quarterly basis. Staff reviews and evaluates grant applications based upon the respective governing policies and guidelines established by the CARB, the Board, and other funding agencies.

DISCUSSION

Carl Moyer Program and Community Health Protection Grant Program:

For the CMP Year 21 cycle, the Air District had more than \$11 million available for eligible CMP and school bus projects from a combination of MSIF and CMP funds. The Air District started accepting project applications for the CMP Year 21 funding cycle on June 17, 2019. Applications are accepted and evaluated on a first-come, first-served basis.

As of March 5, 2020, the Air District had received 151 project applications. Of the applications that have been evaluated between February 6, 2020 and March 5, 2020, two eligible projects have proposed grant awards over \$100,000. One project will replace two diesel marine engines and the other will increase the amount of funds awarded to a project previously approved in 2019, that will replace seven diesel school buses with electric school buses and infrastructure (net increase in award by ~\$152,000). These two projects will reduce over 1.18 tons of NO_x, ROG, and PM per year. Staff recommends the allocation of \$1,686,235 for these projects from a combination of CMP funds and MSIF revenues. Attachment 1, Table 1, provides additional information on these projects.

Attachment 2 lists all of the eligible projects that have been received by the Air District as of March 5, 2020, including information about equipment category, award amounts, estimated emissions reductions, and county location. Approximately 74% of the funds have been awarded to projects that reduce emissions in highly impacted Bay Area communities. Attachment 4, Figures 4 and 5, summarize the cumulative allocation of the CMP, MSIF, and Community Health Protection Grant Program funding since 2009 (more than \$302 million awarded to 1,275 projects).

Transportation Fund for Clean Air Program:

For FYE 2020, the Air District had approximately \$32 million in TFCA monies for eligible projects and programs. The Air District opened the FYE 2020 Vehicle Trip Reduction Program and started accepting applications on August 9, 2019. As of March 5, 2020, the Air District had received 21 project applications for the Vehicle Trip Reduction Program.

Of the applications evaluated between February 6, 2020 and March 5, 2020, there were not any proposed grant awards over \$100,000. Attachment 3, Table 1, lists all eligible TFCA projects that have been evaluated and awarded between July 1, 2019 – March 5, 2020, including information about project category, award amount, estimated emissions reduction, and county location. Approximately 40% of the funds have been awarded to projects that reduce emissions in highly impacted Bay Area communities.

Reformulated Gas Settlement Fund Program:

Under contract with the Foundation, the Air District has been administering the West Oakland Zero-Emission Grant Program, and approximately \$1.17 million in RFG funding has been awarded to eligible projects that reduce petroleum usage and air pollution in West Oakland and nearby communities surrounding the Port of Oakland.

There are no new proposed grant awards of RFG monies for project applications requesting over \$100,000 that were evaluated between February 6, 2020 and March 5, 2020. Attachment 3, Table 2, lists all eligible RFG projects that were evaluated between July 1, 2018 and March 5, 2020, including information about equipment category, award amount, estimated emissions reduction, and county location.

BUDGET CONSIDERATION / FINANCIAL IMPACT

None. The Air District distributes the CMP, MSIF, Community Health Protection Grant Program, TFCA, and RFG funding to project sponsors on a reimbursement basis. Funding for administrative costs is provided by each funding source.

Respectfully submitted,

Jack P. Broadbent
Executive Officer/APCO

Prepared by: Anthony Fournier and Linda Hui
Reviewed by: Karen Schkolnick and Chengfeng Wang

- Attachment 1: Projects with Grant Awards Greater than \$100,000
- Attachment 2: CMP/MSIF, FARMER and Community Health Protection Grant Program Approved Projects
- Attachment 3: TFCA and RFG Approved and Eligible Projects
- Attachment 4: Summary of Funding Awarded Between 7/1/19 and 3/5/20

AGENDA 3 - ATTACHMENT 1

Table 1 - Carl Moyer Program/ Mobile Source Incentive Fund, FARMER, and Community Health Protection Grant Program projects with grant awards greater than \$100k (Evaluated between 2/6/20 and 3/5/20)

Project #	Applicant name	Project Category	Project Description	Proposed contract award	Total project cost	Emission Reductions (Tons per year)			County
						NO _x	ROG	PM	
21MOY147	Sophia Fisheries, Inc.	Marine	Replacement of 2 diesel marine engines	\$ 182,000	\$ 228,994	0.656	0.006	0.024	San Mateo
20SBP186	Franklin-McKinley School District	School bus	Replacement of 7 diesel buses with electric buses and infrastructure. (Increase of ~\$152k from 5/1/19 approval)	\$ 1,504,235	\$ 2,528,013	0.461	0.030	0.003	Santa Clara
2 Projects				\$ 1,686,235	\$ 2,757,007	1.117	0.036	0.027	

MOBILE SOURCE COMMITTEE
MEETING OF 03/25/2020

AGENDA 3 - ATTACHMENT 2

*CMP/MSIF, FARMER and Community Health Protection Grant Program approved projects
(between 7/3/19 and 3/5/20)*

Project #	Equipment category	Project type	# of engines	Proposed contract award	Applicant name	Emission Reductions (Tons per year)			Board approval date	County
						NOx	ROG	PM		
20MOY230	Ag/ off-road	Equipment replacement	1	\$ 16,965.00	Cornerstone Certified Vineyard	0.024	0.019	0.006	APCO	Sonoma
20MOY235	Ag/ off-road	Equipment replacement	1	\$ 46,690.00	Goldridge Pinot, LLC dba Emeritus Vineyards	0.170	0.026	0.019	APCO	Sonoma
20MOY241	Ag/ off-road	Equipment replacement	3	\$ 129,500.00	Linda Pierce Wedemeyer Exemption Trust	0.217	0.039	0.021	10/2/2019	Solano
21MOY9	On-road	Equipment replacement	1	\$ 60,000.00	Prime Tank Lines, LLC	0.802	0.060	0.005	APCO	Contra Costa
20MOY248	On-road	Equipment replacement	1	\$ 40,000.00	Amritpal Tinnu (Truck owner/ operator)	0.604	0.052	0.000	APCO	Alameda
21MOY1	On-road	Equipment replacement	1	\$ 40,000.00	Freight 99 Express, Inc. (Truck owner/ operator)	0.280	0.024	0.000	APCO	Alameda
20MOY86	On-road	Equipment replacement	1	\$ 25,000.00	Sears Keith (Truck owner/ operator)	0.195	0.016	0.000	APCO	Sacramento
20MOY150	On-road	Equipment replacement	1	\$ 40,000.00	Sukreet Singh Cheema (Truck owner/ operator)	0.667	0.057	0.000	APCO	San Joaquin
21SBP2	School bus	Equipment replacement	1	\$ 178,500.00	Campbell Union School District	0.064	0.005	0.000	10/2/2019	Santa Clara
20MOY227	On-road	Equipment replacement	1	\$ 30,000.00	JSK Trucking (Truck owner/ operator)	0.193	0.016	0.000	APCO	San Joaquin
20MOY239a	On-road	Equipment replacement	1	\$ 30,000.00	DNA Trucking, Inc.	0.252	0.021	0.000	APCO	Solano
20MOY239b	On-road	Equipment replacement	1	\$ 20,000.00	DNA Trucking, Inc.	0.203	0.017	0.000	APCO	Solano
20MOY245a	On-road	Equipment replacement	1	\$ 60,000.00	Jorge Quintero DBA QDS Transportation	1.271	0.097	0.008	APCO	Alameda
20MOY245b	On-road	Equipment replacement	1	\$ 60,000.00	QDS Transportation	0.817	0.061	0.005	APCO	Alameda
20MOY245c	On-road	Equipment replacement	1	\$ 60,000.00	Ignacio Quintero (Truck owner/ operator)	0.900	0.068	0.005	APCO	Alameda
20MOY82	On-road	Equipment replacement	1	\$ 35,000.00	Surinder Atwal (Truck owner/ operator)	0.258	0.022	0.000	APCO	Sacramento

AGENDA 3 - ATTACHMENT 2

Project #	Equipment category	Project type	# of engines	Proposed contract award	Applicant name	Emission Reductions (Tons per year)			Board approval date	County
						NOx	ROG	PM		
20MOY232	On-road	Equipment replacement	1	\$ 40,000.00	Mahmoud Rastegar DBA: Prosper Dedicates Lines	0.452	0.039	0.000	APCO	Placer
20MOY218	On-road	Infrastructure	1	\$ 13,717.00	Penske Truck Leasing Co., L.P.	0.000	0.000	0.000	APCO	Alameda/ San Francisco
21MOY28	Ag/ off-road	Equipment replacement	1	\$ 63,850.00	Bains Farms LLC.	0.082	0.014	0.010	APCO	Solano
21MOY17	Ag/ off-road	Equipment replacement	1	\$ 43,350.00	Sweet Lane Nursery and Vineyards, Inc.	0.041	0.009	0.008	APCO	Sonoma
21MOY23	Ag/ off-road	Equipment replacement	2	\$ 86,100.00	Trefethen Farming, LLC	0.178	0.043	0.034	APCO	Napa
20MOY250	Marine	Engine replacement	4	\$ 1,288,000.00	Amnav Maritime Corporation (Vessel: Patricia Ann)	8.609	0.270	0.476	10/2/2019	Alameda
21MOY31	Ag/ off-road	Equipment replacement	1	\$ 185,400.00	Gerald & Kristy Spalletta (Dairy)	0.566	0.074	0.052	10/2/2019	Sonoma
21MOY25	On-road	Equipment replacement	1	\$ 49,500.00	J and A Trucking, Inc.	1.350	0.202	0.010	APCO	Alameda
21MOY21	Ag/ off-road	Equipment replacement	4	\$ 249,600.00	Renteria Vineyard Management LLC	0.790	0.121	0.089	10/2/2019	Napa
21MOY41	Ag/ off-road	Equipment replacement	2	\$ 81,750.00	Geoffrey Allen (Nursery)	0.105	0.030	0.012	APCO	San Mateo
21MOY30	Ag/ off-road	Equipment replacement	2	\$ 67,100.00	Jaswant S. Bains (Farmer)	0.289	0.044	0.025	APCO	Solano
21MOY33	Off-road	Equipment replacement	2	\$ 355,500.00	S.E.G Trucking	1.044	0.074	0.052	10/2/2019	Contra Costa
21MO12	On-road	Equipment replacement	1	\$ 30,000.00	Oscar Transport/ Oscar Rivera (Truck owner/ operator)	0.401	0.034	0.000	APCO	Alameda
21MOY34	Ag/ off-road	Equipment replacement	2	\$ 456,200.00	Custom Tractor Service	2.260	0.211	0.115	10/2/2019	Sonoma
21MOY14	Ag/ off-road	Equipment replacement	5	\$ 198,850.00	Bayview Vineyards Corp.	0.826	0.164	0.090	10/2/2019	Napa
21MOY47	Ag/ off-road	Equipment replacement	1	\$ 151,000.00	DeBernardi Dairy, Inc.	0.438	0.040	0.022	10/2/2019	Sonoma
21MOY51	Marine	Engine replacement	4	\$ 2,916,000.00	Crowley Marine Services	43.259	4.409	1.420	10/2/2019	Alameda

AGENDA 3 - ATTACHMENT 2

Project #	Equipment category	Project type	# of engines	Proposed contract award	Applicant name	Emission Reductions (Tons per year)			Board approval date	County
						NOx	ROG	PM		
21MOY36	Off-road	Equipment replacement	1	\$ 78,500.00	John Benward Co.	0.564	0.028	0.021	APCO	Sonoma
20MOY217	Off-road	Portable equipment replacement	1	\$ 863,500.00	Oakland Pallet Co., Inc.	2.577	0.215	0.076	10/2/2019	Alameda
20SBP246	School bus	Equipment replacement	2	\$ 179,020.00	Newark Unified School District	0.037	0.002	0.000	10/2/2019	Alameda
21MOY46	Off-road	Equipment replacement	6	\$ 772,500.00	Bigge Crane and Rigging Company	4.210	0.435	0.254	10/2/2019	Alameda
21MOY37	On-road	Equipment replacement	1	\$ 30,000.00	Joginder Singh (Truck owner/ operator)	0.392	0.033	0.000	APCO	Alameda
21MOY19	Ag/ off-road	Equipment replacement	3	\$ 127,400.00	Nissen Vineyard Services, Inc.	0.487	0.088	0.066	11/20/2019	Napa
21MOY56	Ag/ off-road	Equipment replacement	1	\$ 21,550.00	Groth Vineyards and Winery, LLC	0.047	0.038	0.010	APCO	Napa
21MOY54	Ag/ off-road	Equipment replacement	1	\$ 31,100.00	Siebert Vineyards	0.079	0.012	0.007	APCO	Sonoma
21MOY53	Ag/ off-road	Equipment replacement	1	\$ 63,150.00	St. Super, Inc.	0.159	0.025	0.019	APCO	Napa
21MOY59	Off-road	Equipment replacement	1	\$ 167,500.00	Concrush, Inc.	0.696	0.065	0.037	11/20/2019	Solano
21MOY64	Ag/ off-road	Equipment replacement	1	\$ 170,250.00	Achadinha Cheese, Inc.	1.546	0.171	0.097	11/20/2019	Sonoma
21MOY50	On-road	Equipment replacement	1	\$ 25,000.00	Bal transport, Inc.	0.464	0.033	0.000	APCO	Alameda
21MOY73	Ag/ off-road	Equipment replacement	2	\$ 153,695.00	Robert Giacomini Dairy, Inc.	0.276	0.040	0.023	11/20/2019	Marin
21MOY60	Marine	Engine replacement	2	\$ 276,000.00	Bass Tub Fishing	0.489	0.000	0.026	11/20/2019	Contra Costa
21MOY71	Marine	Engine replacement	2	\$ 3,814,000.00	Foss Maritime	15.352	1.518	0.504	11/20/2019	Contra Costa
21SBP77	School bus	Equipment replacement	16	\$ 3,478,697.00	Mt. Diablo Unified School District	1.040	0.075	0.005	11/20/2019	Contra Costa
20MOY103	Marine	Engine replacement	2	\$ 130,000.00	Westar Marine Services	0.221	-0.007	0.014	11/20/2019	San Francisco

AGENDA 3 - ATTACHMENT 2

Project #	Equipment category	Project type	# of engines	Proposed contract award	Applicant name	Emission Reductions (Tons per year)			Board approval date	County
						NOx	ROG	PM		
21MOY61	Off-road	Equipment replacement	6	\$ 811,875.00	Amazon Recycling and Disposal, Inc.	3.679	0.584	0.369	11/20/2019	Alameda
20SBP23	School bus	Equipment replacement	2	\$ 373,861.00	Sonoma Valley Unified School District - Increase of ~\$12k from 3/6/19 approval.	0.131	0.009	0.001	11/20/2019	Sonoma
21MOY65	Ag/ off-road	Equipment replacement	2	\$ 140,440.00	Simoni & Massoni Farms, LLC	0.695	0.103	0.064	11/20/2019	Contra Costa
21MOY43	On-road	Equipment replacement	1	\$ 30,000.00	Narwal Trucking, Inc.	0.210	0.018	0.000	APCO	Sacramento
21MOY66	On-road	Equipment replacement	1	\$ 15,000.00	Kapil Kumar (Truck owner/ operator)	0.136	0.011	0.000	APCO	Sacramento
21MOY69	Ag/ off-road	Equipment replacement	1	\$ 51,580.00	Anselmo Farms, LLC	0.121	0.024	0.014	APCO	Solano
21MOY67	On-road	Equipment replacement	1	\$ 40,000.00	Gurcharan Johal (Truck owner/ operator)	0.294	0.025	0.000	APCO	Sacramento
21MOY85	On-road	Equipment replacement	1	\$ 10,000.00	W&D Wholesale Foods, INC	0.271	0.032	0.014	APCO	San Francisco
21MOY48a	On-road	Equipment replacement	1	\$ 40,000.00	Gonzalez Pallets, Inc.	0.827	0.072	0.006	APCO	Santa Clara
21MOY48b	On-road	Equipment replacement	1	\$ 40,000.00	Gonzalez Pallets, Inc.	0.874	0.076	0.006	APCO	Santa Clara
21MOY48c	On-road	Equipment replacement	1	\$ 40,000.00	Gonzalez Pallets, Inc.	0.666	0.057	0.005	APCO	Santa Clara
21MOY48d	On-road	Equipment replacement	1	\$ 40,000.00	Gonzalez Pallets, Inc.	0.763	0.066	0.005	APCO	Santa Clara
21MOY83	On-road	Equipment replacement	1	\$ 45,000.00	DJ Trucking Enterprise, Inc.	0.366	0.048	0.002	APCO	Monterey
21MOY82	Ag/ off-road	Equipment replacement	1	\$ 58,600.00	Andrews Vineyards	0.118	0.025	0.018	APCO	Solano
21SBP32	School bus	CNG Tank replacement	2	\$ 40,000.00	Newark Unified School District	0.000	0.000	0.000	APCO	Alameda
21MOY87	On-road	Equipment replacement	1	\$ 40,000.00	Gurjit S. Mann (Truck owner/ operator)	0.654	0.057	0.000	APCO	Alameda
21MOY8	Ag/ off-road	Equipment replacement	1	\$ 57,300.00	Garry Mahrt (Dairy and sheep farm)	0.093	0.009	0.005	APCO	Sonoma
21MOY27	Ag/ off-road	Equipment replacement	1	\$ 60,350.00	Four Seasons Vineyard Management	0.130	0.007	0.007	APCO	Sonoma

AGENDA 3 - ATTACHMENT 2

Project #	Equipment category	Project type	# of engines	Proposed contract award	Applicant name	Emission Reductions (Tons per year)			Board approval date	County
						NOx	ROG	PM		
21MOY72	Ag/ off-road	Equipment replacement	2	\$ 93,380.00	Napa Second Generation. Inc. (Vineyard management)	0.423	0.053	0.042	APCO	Sonoma
21MOY88	Ag/ off-road	Equipment replacement	1	\$ 118,940.00	Ghiggeri and Stonebarger, LLC	0.708	0.086	0.056	1/29/2020	Contra Costa
20MOY238	Off-road	Equipment replacement	3	\$ 59,280.00	CLY Incorporated dba Point Pacific Drilling	1.263	0.177	0.113	APCO	Sonoma
21MOY94	On-road	Equipment replacement	1	\$ 30,000.00	Jaskaran Dhillon (Truck owner/ operator)	0.232	0.019	0.000	APCO	Sutter
21MOY93	On-road	Equipment replacement	1	\$ 40,000.00	Simon Andemichael (Truck owner/ operator)	0.303	0.026	0.000	APCO	Alameda
21MOY105	On-road	Equipment replacement	1	\$ 20,000.00	Brar Bros Trucking (Gurlal Singh)	0.935	0.123	0.040	APCO	Alameda
21MOY74	On-road	Equipment replacement	1	\$ 20,000.00	AT Produce (Abraham Torres)	0.424	0.061	0.025	APCO	Stockton
21MOY84	On-road	Equipment replacement	1	\$ 30,000.00	Lenaco Corporation	0.406	0.047	0.021	APCO	San Mateo
21MOY96	On-road	Equipment replacement	1	\$ 20,000.00	Ng's Group Transportation, Inc.	0.420	0.061	0.024	APCO	San Mateo
21MOY57	On-road	Equipment replacement	2	\$ 174,400.00	Summit Steel Works Corporation	0.071	0.004	0.000	3/4/2020	Santa Clara
21MOY108	On-road	Equipment replacement	1	\$ 26,750.00	Ontrack Moving, LLC	0.393	0.026	0.003	APCO	Alameda
21MOY107	Ag/ off-road	Equipment replacement	2	\$ 111,195.00	Olive Tree Farm	0.179	0.020	0.016	3/4/2020	Sonoma
21MOY115	Ag/ off-road	Equipment replacement	2	\$ 279,120.00	F.A. Maggiore & Sons, LLC	0.707	0.086	0.053	3/4/2020	Contra Costa
21MOY122	Ag/ off-road	Equipment replacement	1	\$ 38,625.00	TMR Wine Company, LLC	0.047	0.005	0.006	APCO	Napa
21MOY111	Ag/ off-road	Equipment replacement	1	\$ 52,624.00	Haire Management Co. LLC	0.164	0.111	0.018	APCO	Napa
21MOY112	Ag/ off-road	Equipment replacement	2	\$ 83,700.00	Walnut Grove Partnership	0.257	0.052	0.025	APCO	Solano
21MOY128	Ag/ off-road	Equipment replacement	1	\$ 56,510.00	Bob Balestra (Vineyard)	0.173	0.022	0.015	APCO	Solano
21MOY100	Marine	Engine replacement	2	\$ 354,000.00	Golden Gate Scenic Steamship Corp.	0.898	0.000	0.048	3/4/2020	San Francisco

AGENDA 3 - ATTACHMENT 2

Project #	Equipment category	Project type	# of engines	Proposed contract award	Applicant name	Emission Reductions (Tons per year)			Board approval date	County
						NOx	ROG	PM		
21MOY110	On-road	Equipment replacement	1	\$ 40,000.00	Ahsan Trucking	0.662	0.056	0.000	APCO	Alameda
21MOY124	Ag/ off-road	Equipment replacement	1	\$ 60,545.00	Perry Kozlowski Ranch	0.047	0.012	0.009	APCO	Sonoma
21MOY126	Ag/ off-road	Equipment replacement	2	\$ 77,250.00	T and M Agricultural Services, LLC	0.160	0.029	0.025	APCO	Napa
21MOY125	Marine	Engine replacement	4	\$ 3,056,000.00	Baydelta Navigation LTD	33.696	1.427	1.237	3/4/2020	San Francisco
21SBP98	School bus	Equipment replacement	2	\$ 323,778.00	Palo Alto Unified School District	0.094	0.006	0.005	3/4/2020	Santa Clara
21SBP114	School bus	Equipment replacement	4	\$ 1,672,500.00	Santa Clara Unified School District	0.440	0.041	0.004	3/4/2020	Santa Clara
21MOY79	Marine	Engine replacement	2	\$ 112,000.00	Weslar Marine Services	0.255	0.001	0.014	3/4/2020	San Francisco
21SBP75	School bus	Equipment replacement	14	\$ 3,080,000.00	West County Transportation Agency	1.186	0.088	0.000	3/4/2020	Sonoma
21MOY130	On-road	Equipment replacement	1	\$ 60,000.00	HS Trucking	0.758	0.056	0.005	APCO	Alameda
21MOY147	Marine	Engine replacement	2	\$ 182,000.00	Sophia Fisheries, Inc.	0.656	0.006	0.024	tbd	San Mateo
20SBP186	School bus	Equipment replacement	7	\$ 1,304,235.00	Franklin-McKinley School District (Increase of \$152k from 5/1/19)	0.461	0.030	0.003	tbd	Santa Clara
97 Projects			189	\$ 31,230,272.00		152.692	16.103	5.989		

AGENDA 3 - ATTACHMENT 3

Table 1 - Summary of all TFCFA approved and eligible projects (evaluated between 7/1/19 and 3/5/20)

Project #	Project Category	Project Description	Award Amount	Applicant Name	Emission Reductions (Tons per year)			Board/ APCO Approval Date	CARE Area	County
					NO _x	ROG	PM			
19EV006	LD Infrastructure	Install and operate 20 DC fast charging stations at 7 transportation corridor facilities in San Francisco, Novato, Emeryville, and Santa Clara	\$500,000	EVgo Services, LLC	0.268	0.103	0.021	7/3/19	Yes	Multi-County
19EV015	LD Infrastructure	Install and operate 5 dual-port level 2 (low) and 3 single-port level 2 (high) charging stations at 3 public transit parking facilities in Albany and Oakland	\$21,500	Metropolitan Transportation Commission	0.010	0.015	0.000	12/20/19	Yes	Alameda
19EV016	LD Infrastructure	Install and operate 7 dual-port level 2 (low) charging stations at a workplace facility in Napa	\$17,500	County of Napa	0.008	0.012	0.000	10/2/19	No	Napa
19EV017	LD Infrastructure	Install and operate 2 single-port level 2 (high) charging stations with a 17.28 kW solar array at a destination facility in Richmond	\$12,000	AHAH, LLC	0.003	0.004	0.000	7/2/19	Yes	Contra Costa
19EV019	LD Infrastructure	Install and operate 18 single-port and 54 dual-port level 2 (high) charging stations at 8 workplace facilities in San Rafael	\$270,000	San Rafael City Schools	0.124	0.185	0.004	1/29/20	Yes	Marin
19EV020	LD Infrastructure	Install and operate 16 single-port level 2 (high) charging stations at a multi-dwelling unit facility in San Francisco	\$37,648	One Rincon Hill Association	0.015	0.022	0.000	10/30/19	Yes	San Francisco
19EV021	LD Infrastructure	Install and operate 14 single-port level 2 (high) and 1 single-port level 2 (low) charging stations at 4 workplace, 2 multi-dwelling unit, and 1 transit parking facilities in Richmond	\$55,500	City of Richmond	0.020	0.030	0.001	11/15/19	Yes	Contra Costa
19EV022	LD Infrastructure	Install and operate 2 single-port level 2 (high) charging stations at 1 multi-dwelling unit facility in Palo Alto	\$14,000	W-K Arastradero, LLC	0.003	0.004	0.000	8/28/19	No	Santa Clara
19EV023	LD Infrastructure	Install and operate 3 dual-port level 2 (high) charging stations at a multi-dwelling unit facility in San Mateo	\$24,000	Mode Residences, LLC	0.006	0.008	0.000	7/31/19	No	San Mateo
19EV025	LD Infrastructure	Install and operate 2 dual-port level 2 (high) charging stations at a multi-dwelling unit facility in Campbell	\$16,000	Revere Residences, LLC	0.004	0.006	0.000	9/3/19	Yes	Santa Clara
19EV033	LD Infrastructure	Install and operate 5 dual-port level 2 (high) charging stations at a workplace facility in Napa	\$20,000	City of Napa	0.008	0.014	0.003	8/14/19	No	Napa
19EV034	LD Infrastructure	Install and operate 2 single-port level 2 (high) and 24 dual-port Level 2 (high) charging stations at 1 workplace facility in Milpitas	\$78,000	Viva, Inc.	0.036	0.053	0.001	8/20/19	No	Santa Clara
19EV035	LD Infrastructure	Install and operate 3 single-port level 2 (high) charging stations at 1 multi-dwelling unit facility in Hayward	\$10,312	Edward D. Kellan dba Windsor Arms	0.006	0.009	0.000	10/30/19	Yes	Alameda
19EV038	LD Infrastructure	Install and operate 4 dual port and 3 single-port level 2 (high) charging stations at 1 destination facility in Santa Clara	\$25,000	City of Santa Clara	0.012	0.017	0.000	10/9/19	Yes	Santa Clara
19EV042	LD Infrastructure	Install and operate 12 dual-port level 2 (high) charging stations at 6 workplace and 1 multi-dwelling unit facilities in Corte Madera, Sunnyvale, Fairfield, Pleasanton, and San Ramon	\$57,000	Cool Earth Solar Development	0.022	0.033	0.001	10/22/19	Yes	Multi-County
19EV046	LD Infrastructure	Install and operate 18 single-port level 2 (high) charging stations at 2 destination facilities in San Francisco	\$36,594	Imperial Parking (U.S.), LLC dba Impark	0.019	0.028	0.001	10/29/19	Yes	San Francisco
19EV048	LD Infrastructure	Install and operate 7 dual-port level 2 (high) and 2 DC fast charging stations at a workplace facility in Santa Clara	\$64,000	Roche Molecular Systems, Inc.	0.030	0.044	0.001	9/30/19	Yes	Santa Clara
19EV050	LD Infrastructure	Install and operate 5 dual-port Level 2 (high) charging stations at 4 multi-dwelling unit facilities in Rohnert Park and Santa Rosa	\$10,000	Warm Springs Realty Holdings, LLC	0.009	0.014	0.003	9/6/19	No	Sonoma
19EV052	LD Infrastructure	Install and operate 2 dual-port level 2 (low) and 1 single-port level 2 (high) charging stations at 1 multi-dwelling unit facility in San Ramon	\$17,200	Bollinger Crest Apartment Investors, LP	0.004	0.006	0.000	11/19/19	No	Contra Costa
19EV056	LD Infrastructure	Install and operate 4 single-port level 2 (high) charging stations at a multi-dwelling unit facility in Oakland	\$10,000	Uptown Place Homeowner's Association	0.002	0.003	0.000	9/24/19	Yes	Alameda
19EV057	LD Infrastructure	Install and operate 8 single-port and 28 dual-port level 2 (high) charging stations at 3 workplace facilities in Atherton and Redwood City	\$99,000	Redwood City School District	0.046	0.068	0.001	9/3/19	No	San Mateo
19EV062	LD Infrastructure	Install and operate 8 single-port level 2 (high) charging stations at 1 multi-dwelling unit facility in Cupertino	\$23,752	19608 Pruneridge Ave (Cupertino), LLC	0.014	0.021	0.000	12/5/19	No	Santa Clara
19EV063	LD Infrastructure	Install and operate 8 dual-port level 2 (high) charging stations at 2 workplace facilities in Milpitas	\$32,000	City of Milpitas	0.015	0.022	0.004	9/10/19	No	Santa Clara
19EV064	LD Infrastructure	Install and operate 10 single-port level 2 (high) charging stations at 5 workplace facilities in Pleasanton, Walnut Creek, San Jose, and Fremont	\$30,000	JKL Corporation	0.014	0.020	0.000	10/18/19	Yes	Multi-County
19EV065	LD Infrastructure	Install and operate 606 single-port level 2 (high) and 6 DC fast charging stations at 18 multi-dwelling unit and workplace facilities in San Francisco, San Jose, Walnut Creek, Palo Alto, Sunnyvale, Belmont, Oakland and Livermore	\$2,500,000	PowerFlex Systems, LLC	0.881	1.309	0.026	10/2/19	Yes	Multi-County
19EV068	LD Infrastructure	Install and operate 3 dual-port level 2 (high) charging stations at 1 workplace facility in Burlingame	\$12,000	Aperia Technologies Inc.	0.006	0.008	0.000	10/29/19	No	San Mateo
19EV070	LD Infrastructure	Install and operate 4 single-port level 2 (high) charging stations at a destination facility in San Francisco	\$12,000	Hornblower Cruises and Events	0.006	0.008	0.000	11/3/19	Yes	San Francisco
19EV072	LD Infrastructure	Install and operate 4 single-port level 2 (high) charging stations with a 16.7 kW solar array at a workplace facility in Sonoma	\$16,000	Sweazey Property Investments, LLC	0.006	0.008	0.000	10/18/19	No	Sonoma
19EV076	LD Infrastructure	Install and operate 15 single-port Level 2 (high) and 1 DC fast charging stations at 1 multi-dwelling unit facility in Milpitas	\$123,000	Milpitas - District 1 Associates, LLC	0.029	0.043	0.001	11/19/19	No	Santa Clara

Project #	Project Category	Project Description	Award Amount	Applicant Name	Emission Reductions (Tons per year)			Board/ APCO Approval Date	CARE Area	County
					NO _x	ROG	PM			
19EV077	LD Infrastructure	Install and operate 40 DC fast charging stations at 8 transportation corridor facilities in San Ramon, San Mateo, Newark, San Francisco, Millbrae, Cupertino, Castro Valley, and Emeryville	\$1,000,000	EVgo Services, LLC	0.336	0.499	0.010	10/2/19	Yes	Multi-County
19EV079	LD Infrastructure	Install and operate 3 single-port level 2 (high) charging stations at a multi-dwelling unit facility in Campbell	\$21,000	Brentwood Campbell, LLC dba Brentwood Apartments	0.005	0.007	0.000	11/19/19	Yes	Santa Clara
19EV080	LD Infrastructure	Install and operate 3 single-port level 2 (high) charging stations at a multi-dwelling unit facility in Campbell	\$21,000	Lyon NC Portfolio Investors, LLC dba Lyon Pebble Creek Apartments, LLC	0.005	0.007	0.000	12/5/19	No	Santa Clara
19EV081	LD Infrastructure	Install and operate 3 single-port level 2 (high) charging stations at a multi-dwelling unit facility in Campbell	\$21,000	Pruneyard West, LLC dba Pruneyard West Apartments	0.005	0.007	0.000	11/19/19	Yes	Santa Clara
19EV082	LD Infrastructure	Install and operate 3 single port level 2 (high) charging stations at a multi-dwelling unit facility in Campbell	\$21,000	Lyon NC Portfolio Investors, LLC dba Lyon Shadow Creek Apartments, LLC	0.005	0.007	0.000	12/5/19	Yes	Santa Clara
19EV083	LD Infrastructure	Install and operate 3 single-port level 2 (high) charging stations at a multi-dwelling unit facility in Mountain View	\$21,000	Lyon NC Portfolio Investors, LLC dba Lyon Maplewood Apartments, LLC	0.005	0.007	0.000	12/5/19	No	Santa Clara
20R02	LD Vehicles	Vehicle Buy Back Program	\$150,000	BAAQMD	N/A	N/A	N/A	NA	No	Regional
20R09	Bicycle Facilities	Install 0.2 miles of Class I bikeway in San Ramon	\$390,000	City of San Ramon	0.012	0.015	0.041	11/20/19	Yes	Contra Costa
20R11	Bicycle Facilities	Install 1.58 miles of Class IV bikeway in Los Gatos	\$293,900	Town of Los Gatos	0.010	0.015	0.029	1/29/20	No	Santa Clara
20R12	Bicycle Facilities	Install and maintain 20 electronic bicycle lockers at San Francisco General Hospital	\$34,000	San Francisco Department of Public Health	0.004	0.005	0.009	11/21/19	Yes	San Francisco
20R15	Bicycle Facilities	Install 0.26 miles of Class IV bikeway in San Leandro	\$220,000	City of San Leandro	0.008	0.009	0.024	1/29/20	Yes	Alameda
20R17	Bicycle Facilities	Install and maintain 80 electronic bicycle lockers in Belmont, Redwood City, Mountain View, Sunnyvale, and San Jose	\$200,000	Peninsula Corridor Joint Powers Board	0.043	0.048	0.130	11/20/19	Yes	Multi-County
20R19	Bicycle Facilities	Install and maintain a bike station with 270 new secure bike parking spaces in Oakland	\$675,000	San Francisco Bay Area Rapid Transit District	0.072	0.095	0.237	11/20/19	Yes	Alameda
20R21	Bicycle Facilities	Install 518 bike rack parking spaces in 8 schools in Palo Alto	\$38,800	Palo Alto Unified School District	0.028	0.061	0.041	11/21/19	No	Santa Clara
20R22	Bicycle Facilities	Install and maintain 20 electronic bicycle lockers at the Berkeley Marina Mall	\$50,000	City of Berkeley	0.006	0.008	0.018	11/20/19	Yes	Alameda
20R23	Bicycle Facilities	Install and maintain 44 electronic bicycle lockers at the El Cerrito and San Leandro BART Stations	\$110,000	San Francisco Bay Area Rapid Transit District	0.015	0.018	0.044	1/29/20	Yes	Multi-County
20R27	Bicycle Facilities	Install and maintain 36 electronic bicycle lockers at the Seaplane Lagoon Ferry Terminal, Harbor Ferry Terminal, and Alameda City Hall	\$88,000	City of Alameda	0.013	0.017	0.042	3/4/20	Yes	Alameda
20R26	On-road Trucks & Buses	Purchase and operate one battery-electric shuttle	\$10,500	California State University - Maritime Academy	0.005	0.003	0.001	10/2/19	Yes	Solano
19RFG20*	On-road Trucks & Buses	Purchase and operate two electric terminal tractors	\$29,780	CASS, Inc.	0.174	0.001	0.001	3/4/20	Yes	Alameda
20R01	Trip Reduction	Enhanced Mobile Source & Commuter Benefits Enforcement	\$60,230	BAAQMD	N/A	N/A	N/A	NA	No	Regional
20R03	Trip Reduction	Spare The Air/Intermittent Control Programs	\$2,165,138	BAAQMD	N/A	N/A	N/A	NA	No	Regional
20R06	Trip Reduction	PresidiGo Downtown Shuttle	\$120,000	Presidio Trust	0.129	0.206	0.429	11/20/19	Yes	San Francisco
20R08	Trip Reduction	Pleasanton Connector Shuttles	\$80,000	San Joaquin Regional Rail Commission	0.202	0.285	0.772	11/20/19	Yes	Alameda
20R10	Trip Reduction	Caltrain Shuttle Program	\$485,000	Peninsula Corridor Joint Powers Board	1.893	2.280	5.292	11/20/19	No	Multi-County
20R13	Trip Reduction	Cupertino On-Demand Shuttle Pilot Program	\$423,000	Santa Clara Valley Transportation Authority (VTA)	0.122	0.134	0.308	11/20/19	No	Santa Clara
20R18	Trip Reduction	SJSU Ridesharing & Trip Reduction	\$111,000	Associated Students, San Jose State University	0.154	0.162	0.372	1/29/20	Yes	Multi-County
20R20	Trip Reduction	Rideshare to transit in San Mateo County	\$300,000	City/County Association of Governments of San Mateo County	0.126	0.123	0.313	3/4/20	No	San Mateo
20R25	Trip Reduction	ACE Shuttle Bus Program	\$949,000	Santa Clara Valley Transportation Authority	1.254	1.276	3.450	3/4/20	Yes	Santa Clara
19RFG21†	School Bus	Purchase and operate 15 battery-electric school buses	\$276,200	Zūm Services, Inc.	0.111	0.006	0.029	3/4/20	Yes	Alameda
20RSB01‡	School Bus	Match funding for Project #21SBP98 and #21SBP114 for the replacement of 6 diesel/CNG school buses with battery electric school buses	\$681,052	BAAQMD	N/A	N/A	N/A	3/4/20	No	Santa Clara
Total	59 Projects		\$13,262,607		6.361	7.418	11.663			

* The award amount is in addition to \$102,390 in RFG funds.

† The award amount is in addition to \$173,800 in RFG funds.

‡ In addition to \$1,996,278 in state funds, this TFCA award amount includes \$513,500 to Project #21SBP98 and \$167,552 to Project #21SBP114.

Table 2 - Summary of all RFG approved and eligible projects (evaluated between 7/1/18 and 3/5/20)

Project #	Project Category	Project Description	Award Amount	Applicant Name	Emission Reductions (Tons per year)			Board/ APCO Approval Date	CARE Area	County
					NO _x	ROG	PM			
19RFG04 [*]	Off-road (non-ag)	Purchase and operate 3 electric forklifts and one electric terminal truck	\$40,200	Wyse Logistics	0.097	0.013	0.006	10/17/18	Yes	Alameda
19RFG06 [†]	LD Infrastructure	Install and operate 43 dual-port level 2 EV charging stations	\$94,000	Hayward Unified School District	0.054	0.071	0.001	10/17/18	Yes	Alameda
19RFG13	LD Infrastructure	Install and operate 10 50kW DC fast charging stations	\$389,400	EVgo Service, LLC	0.040	0.060	0.001	6/5/19	Yes	Alameda
19RFG14	Off-road (non-ag)	Purchase and operate one electric terminal tractor	\$39,400	Oakland Maritime Support Services, Inc.	0.066	0.011	0.007	5/23/19	Yes	Alameda
19RFG16	Off-road (non-ag)	Purchase and operate one electric terminal tractor	\$80,000	GSC Logistics, Inc.	0.051	0.002	0.003	8/29/19	Yes	Alameda
19RFG18	Off-road (non-ag)	Purchase and operate 5 electric vehicles	\$21,300	Another Corporate ISP LLP DBA Monkeybrains	0.001	0.001	0.002	10/30/19	Yes	Alameda
19RFG19	Off-road (non-ag)	Purchase and operate one electric terminal tractor	\$80,000	Oakland Pallet Co.	0.097	0.001	0.001	10/30/19	Yes	Alameda
19RFG20 [‡]	On-road Trucks & Buses	Purchase and operate 2 electric terminal tractors	\$102,390	CASS, Inc.	0.597	0.005	0.005	3/4/20	Yes	Alameda
19RFG21 [§]	School Bus	Purchase and operate 15 battery-electric school buses	\$173,800	Züm Services, Inc.	0.070	0.004	0.018	3/4/20	Yes	Alameda
Total	9 Projects		\$1,020,490		1.073	0.167	0.047			

* The award amount is in addition to \$80,000 in TFCA funds.
 † The award amount is in addition to \$172,000 in TFCA funds.
 ‡ The award amount is in addition to \$29,780 in TFCA funds.
 § The award amount is in addition to \$276,200 in TFCA funds.

MOBILE SOURCE COMMITTEE
MEETING OF 03/25/2020

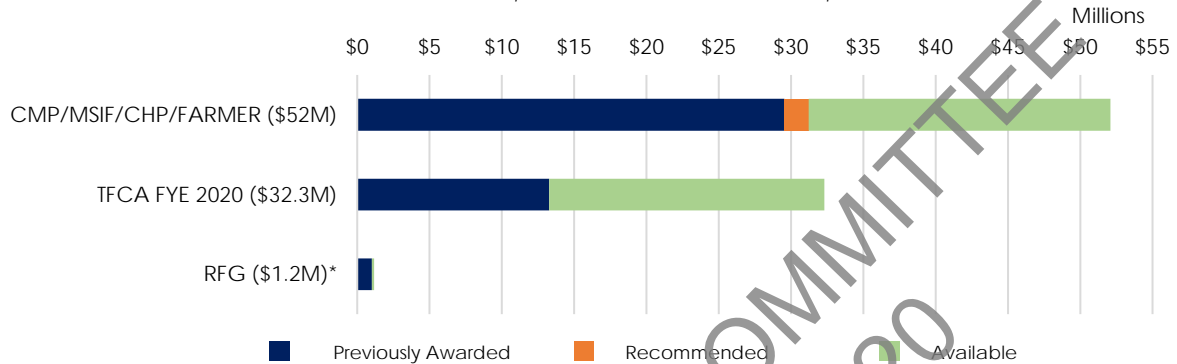
AGENDA 3 - ATTACHMENT 4

Figures 1-3 summarize funding awarded from the following revenue sources:

- Carl Moyer Program (CMP)
- Community Health Protection Program (CHP)
- Funding Agricultural Replacement Measures for Emission Reductions (FARMER)
- Mobile Source Incentive Fund (MSIF)
- Transportation Fund for Clean Air (TFCA)
- Reformulated Gasoline Settlement Fund (RFG)

Figure 1. Status of FYE 2020 funding by source

includes funds awarded, recommended for award, and available



* Includes funding awarded in FYE 2019 for RFG projects

Figure 2. Funding awarded in FYE 2020 by county:

includes funds awarded & recommended for award

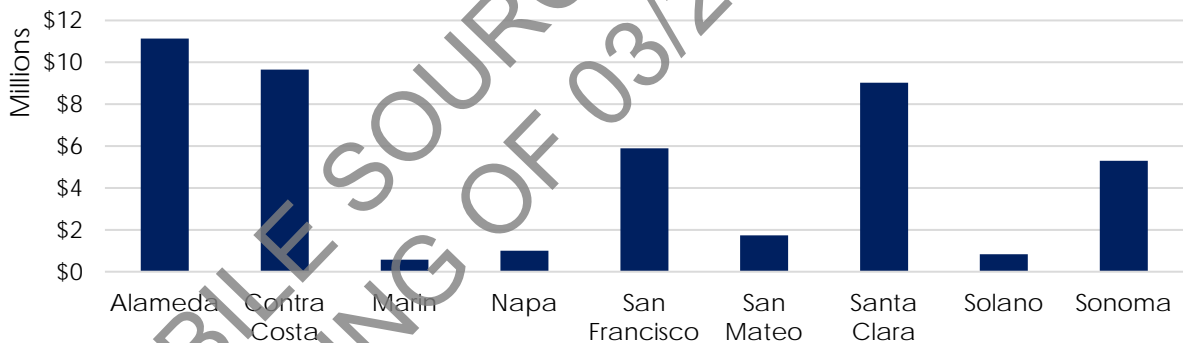
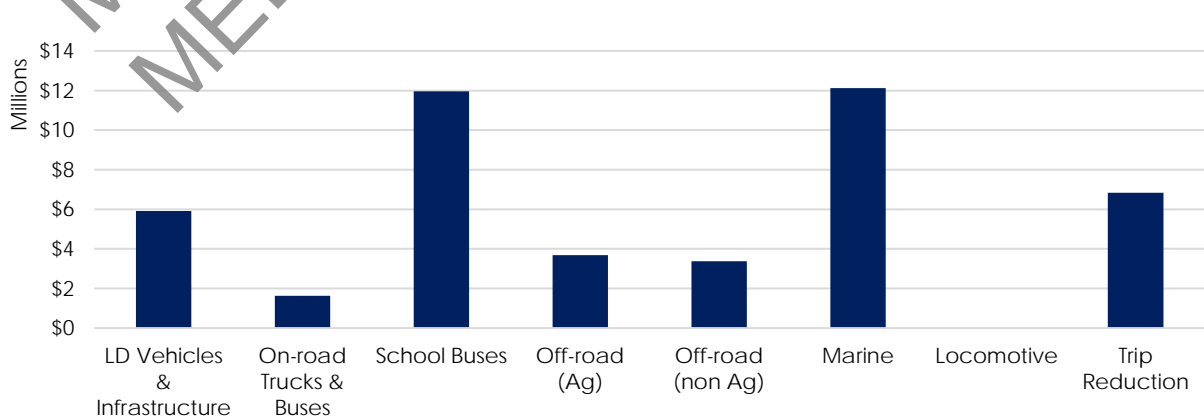


Figure 3. Funding awarded in FYE 2020 by project category

includes funds awarded & recommended for award



AGENDA 3 - ATTACHMENT 4

Figure 4. CMP/MSIF/CHP/FARMER funding awarded since 2009 by county

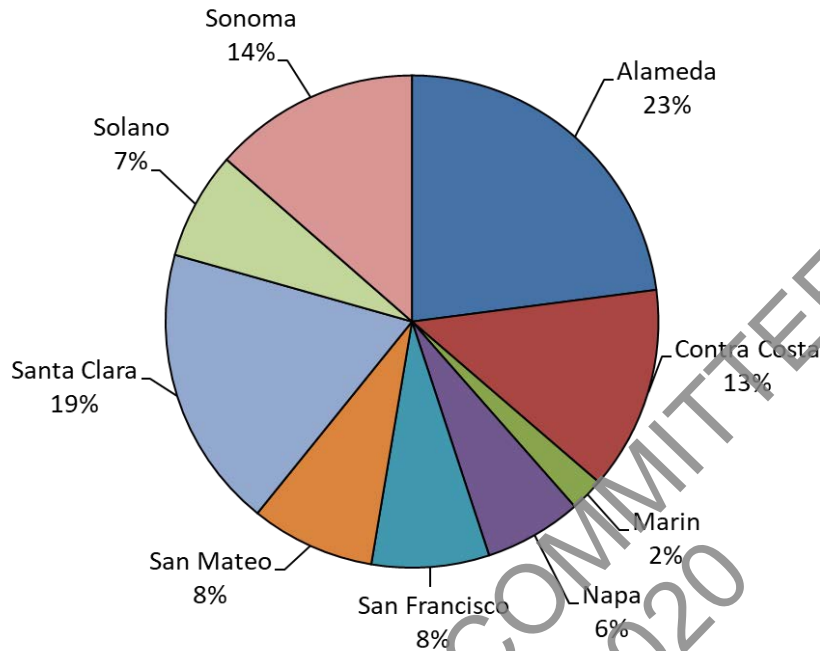
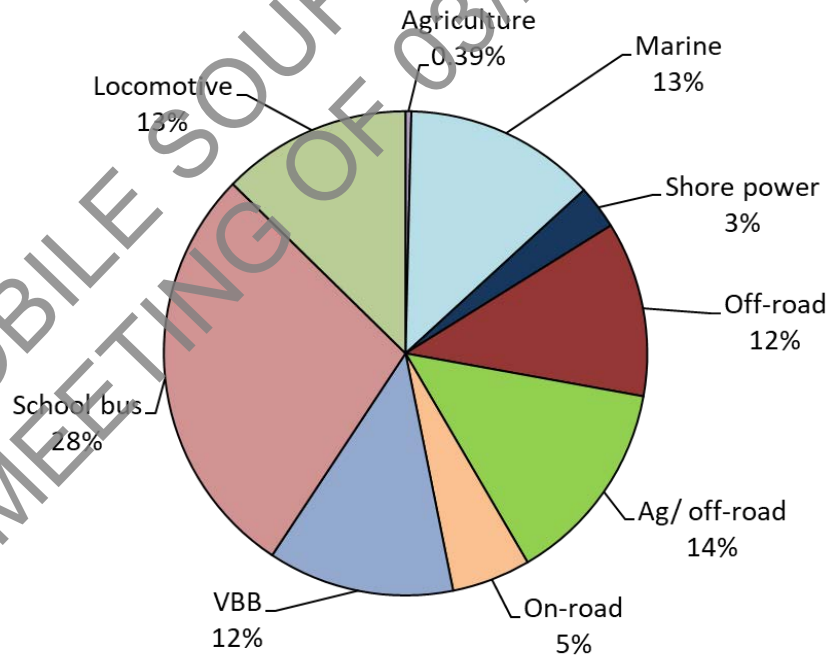


Figure 5. CMP/MSIF/CHP/FARMER funding awarded since 2009 by category



BAY AREA AIR QUALITY MANAGEMENT DISTRICT

Memorandum

To: Chairperson David Canepa and Members
of the Mobile Source Committee

From: Jack P. Broadbent
Executive Officer/APCO

Date: March 19, 2020

Re: Fiscal Year Ending (FYE) 2021 Transportation Fund for Clean Air (TFCA) Funding
Allocation

RECOMMENDED ACTIONS

Recommend the Board of Directors:

1. Approve the proposed allocation of the estimated new TFCA monies to the programs and projects listed in Table 1;
2. Authorize the proposed cost-effectiveness limits for the Air District-sponsored programs and projects listed in Table 2; and
3. Authorize the Executive Officer/APCO to enter into funding agreements and contracts up to \$100,000 for projects and programs listed in Table 1.

BACKGROUND

The approximately six million on-road motor vehicles, including cars, trucks, and buses, in the Bay Area account for more than 40% of the criteria air pollutants and about 36% of greenhouse gases (GHG) emissions in the region^{1, 2}. These on-road motor vehicles constitute the most significant sources of air pollution in the Bay Area, including unhealthy levels of ozone (summertime "smog") and particulate matter. For this reason, emissions reductions from the on-road transportation sector are essential to attaining state and federal ambient air quality standards and meeting the region's GHG reduction commitments.

In 1991, the California State Legislature authorized the Bay Area Air Quality Management District (Air District) to impose a \$4 surcharge on motor vehicles registered in the nine-county Bay Area to fund projects that reduce on-road motor vehicle emissions within the Air District's jurisdiction. The statutory authority for the TFCA and requirements of the program are set forth in California Health and Safety Code (HSC) Sections 44241 and 44242. Each year, the Air District's Board of

¹ BAAQMD, [Bay Area Emissions Inventory Summary Report: Criteria Air Pollutants Base Year 2011](#), May 2014.

² BAAQMD, [Bay Area Emissions Inventory Summary Report: Greenhouse Gases Base Year 2011](#), January 2015.

Directors (Board) allocates funding and adopts cost-effectiveness criteria that govern expenditure of TFCA funding and maximize emissions reductions and public health benefits.

TFCA provides financial incentives to Bay Area public agencies, private entities, and residents to help offset a portion of the cost to implement eligible projects that reduce emissions from on-road motor vehicles. Sixty percent of TFCA funds are awarded by the Air District to eligible projects and programs that are implemented directly by the Air District (e.g., Spare the Air) and to a program referred to as the TFCA Regional Fund. The remaining forty percent (40%) of TFCA funds are passed-through to the County Program Manager Fund based on each county’s proportionate share of vehicle registration fees paid and is awarded by the nine designated agencies within the Air District’s jurisdiction.

This report discusses the proposed allocation of the sixty percent portion of the TFCA monies that will be available in FYE 2021 for distribution by the Air District and the proposed updates to the cost-effectiveness limits for the Air District-sponsored TFCA-funded programs and projects.

DISCUSSION

In developing this recommendation, staff considered input received from stakeholders along with factors such as the commercial availability, regulatory requirements, and cost-effectiveness of clean air vehicle technologies and trip reduction strategies. Staff assessed eligible incentive program options to identify the most effective strategies at reducing on-road motor vehicle criteria emissions in the region to help achieve criteria and GHG emissions reduction goals outlined in both the Air District’s 2017 Clean Air Plan and Diesel Free by ‘33 initiative.

For FYE 2021, approximately \$13.63 million in new TFCA monies will be available for distribution by the Air District for programs and projects, approximately \$1.80 million will be available to cover administrative and audit expenses. Staff is recommending that the \$13.63 million in new TFCA monies be allocated to the program categories listed below in Table 1.

Table 1 - Proposed Programs and TFCA Funding Allocation for FYE 2021 (in Millions)

Program Categories	(A)	(B)	(C)
	Estimated New TFCA Monies	Estimated Carryover	Estimated Total Funds Available in FYE 2021*
Trip Reduction	\$4.89	\$3.11	\$8.00
Clean Air Vehicles	\$6.00	\$9.00	\$15.00
Spare the Air	\$2.29	\$0.00	\$2.29
Enhanced Mobile Source & Commuter Benefits Enforcement	\$0.15	\$0.00	\$0.15
Vehicle Buy Back	\$0.30	\$0.00	\$0.30
Total Funding Available for Projects and Programs:	\$13.63	\$12.11	\$25.74
Admin & Audit[†]	\$1.80	\$0.00	\$1.80
Total Funding	\$15.42	\$12.11	\$27.53

[†] HSC Section 44233 authorized up to 6.25% of projected revenues can be used for administrative costs.

* In the event a program category is undersubscribed, the Executive Officer/APCO may reallocate up to 20% of each program category's allocation to other categories based on demand, cost-effectiveness, and technology availability.

The estimate for new revenue shown in column A is based on the amount of Department of Motor Vehicles (DMV) revenue actually received in 2018 and 2019. Column B shows how the approximate \$12.11 million in carryover funds available to augment the new monies are proposed for each program category for FYE 2021. Carryover funds are unobligated TFCA funds from prior years and projects recently completed under budget or canceled. In addition, an estimated \$1.8 million is available for administrative and audit related costs.

The following narrative provides additional information on the proposed programs and projects listed in Table 1 and project categories to be explored and considered for TFCA funding for FYE 2021.

- ***Trip Reduction***

Reducing single occupancy motor vehicle trips is a key strategy to reducing mobile source emissions. For nearly 30 years, TFCA revenues have been used to fund trip reduction strategies such as shuttle/feeder bus and ridesharing services to shift Bay Area residents and commuters to mass transit, and active transportation facilities to facilitate biking and walking as alternatives to driving for short first- and last-mile trips. However, the benefits of emission reduction for trip reduction projects have been declining over time. The region's fleet of passenger vehicles has become significantly cleaner at a faster rate than the medium- and heavy-duty vehicles typically used to provide shuttle services.

Air District staff have been working to address this challenge by refining the methodology used for evaluating a project's cost-effectiveness, to ensure air quality benefits are better captured. Additionally, staff is gathering input from stakeholders to explore and identify cost-effective alternatives to fixed-route bus services so that TFCA funds can continue to support projects that reduce on road motor vehicles trips and vehicle miles travelled.

For FYE 2021, staff is recommending TFCA funds be allocated to support the following trip reduction project categories:

- ***Bicycle Facilities:*** To support bicycle facility projects, e.g. bikeways and secure bicycle parking, that encourage the increased use of active modes of transportation such as walking, biking, and mode shift away from the use of motor vehicles for short first- and last-mile connections to mass transit.
- ***Infrastructure Improvements:*** To support development projects that expand public access to alternative transportation modes via design and construction by local public agencies, physical improvements of infrastructure such as ferry or bus terminals, to achieve motor vehicle emissions reductions.
- ***Transportation Services:*** To support transportation service projects that reduce single-occupancy commuter vehicle trips.

- **Clean Air Vehicles**

Accelerating the adoption of zero-emission vehicles is the other key strategy to reducing on-road motor vehicle emissions, improving air quality, and reducing reliance on fossil fuels. Electrification of all sectors of transportation, including both light-duty passenger cars and heavy-duty trucks and buses, is essential in helping the region achieve local, state, and federal criteria pollutants and GHG emissions reduction targets.

Air District staff identified a key pathway to achieve the goals of Diesel Free by '33 by encouraging a phased-in replacement of diesel-fueled vehicles and equipment, including on-road vehicles with zero-emission technologies, which is advancing rapidly. Air District staff will continue to update the assessments of zero-emissions options that become commercially available and also the need for funding to incentivize deployment of both light- and heavy-duty zero-emission vehicles in the Bay Area.

The TFCA-funded incentive programs are augmented by other Air District efforts to increase electric vehicle (EV) adoption in the Bay Area. Outreach activities and forums that promote new technologies, share best practices, and encourage local agencies to adopt EV-friendly ordinances. Air District's efforts, in combination with other initiatives, have contributed to the Bay Area's high adoption rate of light-duty EVs and deployment of zero-emission medium- and heavy-duty trucks and buses in the region.

For FYE 2021, staff is recommending TFCA funds be allocated to support the following project categories to accelerate the region's transition to zero-emission vehicles.

- **EV Charging Stations:** To support deployment of publicly available EV chargers throughout the region through the *Charge!* Program. In FYE 2021, special emphasis will continue be placed on targeting installations in multi-family dwellings, designated chargers for taxi and ride hail drivers, transit park-and-rides, and impacted communities. The project is intended to increase the adoption of zero-emissions vehicles via deployment of new electric vehicle charging stations.
- **Zero-Emissions Light-Duty Fleets:** To accelerate the adoption of light-duty zero-emission vehicles that will be operated in the Air District's jurisdiction. In FYE 2021, special emphasis will be placed on targeting high mileage fleets, e.g. taxis, ride-hailing vehicles and other high mileage fleets.
- **Zero-Emission Medium- and Heavy- Duty Vehicles and Infrastructure:** To support the purchase of zero-emission trucks and buses and the installation of refueling infrastructure.
- **Vehicle Scrapping:** To accelerate the removal of high polluting vehicles, e.g. light duty cars and motorcycles, from Bay Area roadways by providing financial incentives to vehicle owners.
- **Clean Cars for All:** To provide funding to qualifying low-income residents to purchase new and used light-duty EVs to transition to clean mobility options.

- **Light-Duty Vehicle Hydrogen Fueling Stations:** Approximately \$500,000 from prior year funding is available for awards as a match to complement funding from California Energy Commission or the Volkswagen Environment Mitigation Trust for installation, upgrades, and improvements of hydrogen dispensing facilities.

Other Air District-Sponsored Programs:

For FYE 2021, staff is recommending that TFCA funds also be used to reduce motor vehicle trips and increase the adoption of clean air vehicles via Air District-sponsored programs.

- ***Spare the Air:*** To provide funding to support this public outreach program for the summer ozone season to conduct advertising, media, and educational activities and to reduce vehicle miles traveled and emissions by behavior modification.
- ***Enhanced Mobile Source Inspections & Commuter Benefits Program:*** To support the enhanced inspection patrols for reporting smoking vehicles and enforcement of the state's drayage truck regulation and related truck/mobile source regulations conducted at and adjacent to the Port of Oakland. Funds may also be used to support the Air District's implementation of the Commuter Benefits Program, including education, outreach, monitoring, and tracking of Bay Area employers subject to the program. Plus, conducting compliance assistance and outreach to companies and government agencies.
- ***Vehicle BuyBack:*** To support administrative and marketing efforts undertaken by the Air District's contractors to implement this voluntary grant program that pays \$1,000 to residents who scrap an operable and registered model year 1997 or older vehicle. This funding augments approximately \$7 million annually in funding from the Carl Moyer and Mobile Source Incentive Fund programs, which provide the project funding for this program. Air District staff is also evaluating the feasibility of including motorcycles in this program.

TFCA Cost-Effectiveness

The TFCA authorizing legislation requires the Air District to adopt cost-effectiveness criteria to maximize emissions reductions and public health benefits. Cost-effectiveness (C/E) is one of the key criteria used to evaluate and select projects to be funded by TFCA³. In addition to reducing pollutants, TFCA-funded projects provide other co-benefits such as conserving energy and reducing GHG emissions; reducing traffic congestion; improving quality of life for residents and commuters by expanding access to services that provide first- and last-mile connections to rail, ferry, and mass transit; and improving physical fitness and public safety by facilitating active modes of transportation such as walking and biking.

³ C/E is calculated by dividing TFCA funds awarded by the sum of surplus emissions reduced of reactive organic gases (ROG), nitrogen oxides (NOx), and weighted particulate matter (PM10) over the project operational period (POP).

For programs and projects sponsored directly by the Air District in FYE 2021, staff recommends maintaining the same C/E limits that were approved by the Board for FYE 2020, with one exception that the bicycle racks and EV charging stations projects will be administered through the Regional Fund program. The proposed cost-effectiveness limits and project operational period (POP) for each of the Air District-sponsored programs is shown in Table 2:

Table 2 – Proposed Cost-Effectiveness and POP for Air District-Sponsored Programs

Program Categories	Max. C/E	POP
	(per ton of emissions reduced)	(in Years)
Spare the Air	\$90,000	1
Enhanced Mobile Source & Commuter Benefits Enforcement		
Vehicle BuyBack*	NA	NA

*Emission reductions would be entirely credited to the Carl Moyer Program.

For programs and projects offered under the Regional Fund, staff will return to the Mobile Source Committee with a recommendation for C/E limits later this spring.

Administration

Staff is proposing that the Executive Officer/APCO continue to approve TFCA Grant Agreements with individual grant award amounts up to \$100,000. TFCA projects with grant award amounts over \$100,000 will continue to be brought to the Committee for consideration at least on a quarterly basis.

BUDGET CONSIDERATION / FINANCIAL IMPACT

None. The Air District distributes “pass-through” funds to grantees on a reimbursement basis. Administrative costs for the TFCA Regional Fund program are provided by the funding source.

Respectfully submitted,

Jack P. Broadbent
Executive Director/APCO

Prepared by: Chengfeng Wang
Reviewed by: Karen Schkolnick and Anthony Fournier

BAY AREA AIR QUALITY MANAGEMENT DISTRICT

Memorandum

To: Chairperson Rod Sinks and Members
of the Board of Directors

From: Jack P. Broadbent
Executive Officer/APCO

Date: April 8, 2020

Re: Report of the Budget and Finance Committee Meeting of March 25, 2020

RECOMMENDED ACTION

The Budget and Finance Committee (Committee) may recommend Board of Directors approval of the following items:

- A) Discussion of Proposed Budget for Fiscal Year Ending (FYE) 2021; and
 - 1) The Executive Officer/APCO requests that the Budget and Finance Committee review the Proposed Budget for Fiscal Year Ending (FYE) 2021 and make any recommendations for further discussions to be held during the April 22, 2020, Budget and Finance Committee meeting.
- B) Proposed Guiding Principles for Amendments to Air District Regulation 3: Fees
 - 1) None; receive and file.

BACKGROUND

The Committee met on Wednesday, March 25, 2020, and received the following reports:

- A) Discussion of Proposed Budget for Fiscal Year Ending (FYE) 2021; and
- B) Proposed Guiding Principles for Amendments to Air District Regulation 3: Fees.

Chairperson Carole Groom will provide an oral report of the Committee meeting.

BUDGET CONSIDERATION/FINANCIAL IMPACT

- A) The proposed consolidated budget for FYE 2020 is a balanced budget; and
- B) The original proposed fee amendments would have increased fee schedule revenue in Fiscal Year Ending (FYE) 2021 by an estimated \$2.52 million from fee schedule revenue that would otherwise result without the amendments. However, this increase will be reduced by the set of guiding principles that will be proposed to the committee. In addition, the proposed new CTR Regulation and AB 617 fees would increase fee revenues by \$3.7 million.

Respectfully submitted,

Jack P. Broadbent
Executive Officer/APCO

Prepared by: Aloha de Guzman
Reviewed by: Vanessa Johnson

Attachment 13A: 03/25/2020 – Budget and Finance Committee Meeting Agenda #3
Attachment 13B: 03/25/2020 – Budget and Finance Committee Meeting Agenda #4

BAY AREA AIR QUALITY MANAGEMENT DISTRICT

Memorandum

To: Chairperson Carole Groom and Members
of the Budget and Finance Committee

From: Jack P. Broadbent
Executive Officer/APCO

Date: March 20, 2020

Re: Discussion of Proposed Budget for Fiscal Year Ending (FYE) 2021

RECOMMENDED ACTION

The Executive Officer/APCO requests that the Budget and Finance Committee review the Proposed Budget for Fiscal Year Ending (FYE) 2021 and make any recommendations for further discussions to be held during the April 22, 2020, Budget and Finance Committee meeting.

BACKGROUND

At the March 4, 2020, Board of Directors Regular meeting, the FYE 2021 Proposed Budget document was referred to the Budget and Finance Committee for review at the Committee's March 25, 2020 meeting.

DISCUSSION

Air District staff will present the Proposed Budget for FYE 2021. The Proposed Budget is balanced.

Air District staff will publish, prior to April 6, 2020, a notice to the general public that the first of two public hearings on the budget will be conducted on May 6, 2020, and that the second hearing will be conducted on June 3, 2020. Staff requests that the Budget and Finance Committee complete its review and take action on the Proposed Budget at the April 22, 2020, Budget and Finance Committee meeting. This will allow staff the necessary time required to amend, if necessary, the budget for the first public hearing to be held on May 6, 2020.

BUDGET CONSIDERATION/FINANCIAL IMPACT

The proposed consolidated budget for FYE 2020 is a balanced budget.

Respectfully submitted,

Jack P. Broadbent
Executive Officer/APCO

Prepared by: Stephanie Osaze

Reviewed by: Jeff McKay

Attachment 3A: Proposed Draft Budget for Fiscal Year Ending 2021

BUDGET AND FINANCE COMMITTEE
MEETING OF 03/25/2020



**BAY AREA
AIR QUALITY
MANAGEMENT
DISTRICT**

PROPOSED BUDGET
FOR
FISCAL YEAR ENDING 2021

March 12, 2020

BUDGET AND FINANCE COMMITTEE
MEETING OF 03/25/2020

The Bay Area Air Quality Management District
is committed to
PROTECT AND IMPROVE PUBLIC HEALTH, AIR QUALITY, AND
THE GLOBAL CLIMATE

CORE VALUES

- Excellence** Air District programs and policies are founded on science, developed with technical expertise, and executed with quality.
- Leadership** The Air District will be at the forefront of air quality improvement and will pioneer new strategies to achieve healthy air and protect the climate.
- Collaboration** Involving, listening, and engaging all stakeholders, including partner agencies, to create broad acceptance for healthy air solutions.
- Dedication** Committed staff that live and believe the Air District's mission.
- Equity** All Bay Area residents have the right to breathe clean air.

BUDGET AND FINANCE COMMITTEE
MEETING OF 03/25/2020

Bay Area Air Quality Management District

For Fiscal Year Ending June 30, 2021

CONTENTS

	PAGE
Budget Message	1
District-wide Revenue and Expenditure Budgets	
TABLE I: Consolidated Expenditures and Revenues by Major Categories.....	7
TABLE II: Consolidated Revenues.....	8
TABLE III: Consolidated Expenditures.....	9
TABLE IV: General Fund.....	10
TABLE V: Carl Moyor Program (CMP).....	11
TABLE VI: Mobile Source Incentive Fund (MSIF).....	12
TABLE VII: California Good Movement Bond (CGMB).....	13
TABLE VIII: Transportation Fund for Clean Air (TFCA).....	14
TABLE IX: Other Grants Revenues.....	15
TABLE X: Vehicle Mitigation (VW Trust).....	16
TABLE XI: General Fund Expenditures by Division.....	17
Capital Expenditures	
Table XII: Capital Expenditure Summary.....	20
Table XIII: Capital Expenditure Detail.....	21
PROGRAM NARRATIVES AND EXPENDITURE DETAIL	
General Fund	22
Executive Division 23	
104 Executive Office.....	24
105 Bay Area Regional Collaborative (BARC).....	26
113 Diversity Equity & Inclusion.....	28
121 Board of Directors.....	30
122 Hearing Board.....	32
123 Advisory Council.....	34
125 My Air Online.....	36
309 Website Development & Maintenance.....	38
701 Finance.....	40
Administrative Resources Division 43	
106 Payroll.....	44
107 Benefits Administration.....	46
109 Organizational Development.....	48
111 Employment Relations.....	50
114 Recruitment & Testing.....	52
702 Facilities.....	54
703 Communications.....	56
707 Headquarters East (Richmond).....	58
708 Purchasing.....	60
709 Headquarters West (Beale Street).....	62
710 Fleet Services.....	64
Legal Services Division 67	

Bay Area Air Quality Management District

For Fiscal Year Ending June 30, 2021

CONTENTS

	PAGE
201 Legal Council.....	68
202 Hearing Board Proceedings.....	70
203 Penalties Enforcement & Settlement.....	72
205 Litigation.....	74
Communications Office.....	77
301 Media Relations.....	78
303 Intermittent Control.....	80
305 Spare The Air (CMAQ).....	82
Technology Implementation Office.....	85
126 Greenhouse Gas Technologies - Stationary.....	86
Strategic Incentives Division.....	89
311 Carbon Offset.....	90
313 Grant Program Development.....	92
Compliance & Enforcement Division.....	95
401 Enforcement.....	96
402 Compliance Assist & Operations.....	98
403 Compliance Assurance.....	100
Engineering Division.....	103
501 Permit Evaluation.....	104
502 Permit Renewals.....	106
503 Air Toxics.....	108
504 Permit Operations.....	110
506 Title V.....	112
507 Engineering Special Projects.....	114
Assessment, Inventory & Model Division.....	117
601 Source Inventories.....	118
603 Air Quality Modeling Support.....	120
604 Air Quality Modeling & Research.....	122
609 Community Air Risk Evaluation.....	124
Planning & Climate Protection Division.....	127
602 Air Quality Plans.....	128
605 Implement Plans, Policies and Measures.....	130
608 Climate Projection.....	132
Community Engagement & Policy Division.....	135
302 Community Health Protection Office.....	136
611 Rule Development.....	138
Information Services Division.....	141
712 Information Management Records & Content.....	142
725 Legacy Systems Support.....	144
726 IT Engineering & Operations.....	146

Bay Area Air Quality Management District

For Fiscal Year Ending June 30, 2021

CONTENTS

	PAGE
Meteorology & Measurement Division.....	149
802 Ambient Air Monitoring.....	150
803 Laboratory.....	152
804 Source Test.....	154
805 Meteorology.....	156
807 Air Monitoring Instrument Performance Evaluation.....	158
809 BioWatch Monitoring.....	160
810 Technical Infrastructure and Data Management.....	162
811 Ambient Air Quality Analysis.....	164
Special Revenue Fund.....	167
306 Intermittent Control (TFCA).....	168
307 Carl Moyer Program Administration (CMP).....	170
308 Transportation Fund for Clean Air Administration (TFCA).....	172
310 Mobile Source Incentive Fund (MSIF).....	174
312 Vehicle Buy Back (MSIF).....	176
316 Miscellaneous Incentive Program (Other Grant).....	178
317 Light Duty Electric Vehicle Program (Other Grant).....	180
318 Enhanced Mobile Source Inspections (TFCA).....	182
319 Commuter Benefits Program (TFCA).....	184
323 CA GMB - Grants Administration (CGMB).....	186
324 Vehicle Mitigation (VW Trust).....	188
325 Community Engagement - Special Project (Other Grant).....	190
Appendices	
Appendix A: Program Organizational Chart.....	194
Appendix B: Selected Legal Requirements.....	195
Appendix C: General Fund Balance & Liabilities.....	196
Appendix D: General Fund Revenue Trends (Figure 1).....	198
Appendix E: General Fund Expenditure Trends (Figure 2).....	199
Appendix F: Five Year Budget Projections & Assumptions.....	200
Appendix G: Definitions.....	202

BUDGET AND FINANCE COMMITTEE
MEETING OF 03/25/2020

- Page Intentionally Left Blank -

BUDGET AND FINANCE COMMITTEE
MEETING OF 03/25/2020

BUDGET MESSAGE

Jack P. Broadbent, Executive Officer/APCO

EXECUTIVE SUMMARY

This document presents the proposed budget for the Bay Area Air Quality Management District (Air District) for Fiscal Year Ending (FYE) 2021. The Air District continues its commitment to fulfill its mission, goals and objectives, through activities which focus on core and mandated programs, fiscally conservative internal controls, long range financial planning and the development of short and long-term sustainable approaches toward achieving cleaner air to protect the public's health and the environment.

The proposed budget for FYE 2021 reflects the priorities established at the Board of Directors (Board) retreat of January 29, 2020, which includes maintenance and enhancement of Air District core functions as well as work on the following key policy initiatives:

Assembly Bill 617 Implementation– Assembly Bill (AB) 617, passed by the Legislature and signed by the Governor in 2017, establishes new, comprehensive air quality planning requirements for the California Air Resources Board (CARB) and local air districts. The bill requires CARB and the Air District to engage with communities to analyze and reduce localized cumulative exposure to air pollution to improve health in the most disproportionately impacted communities. CARB and the Air District will: 1) identify impacted communities in the Bay Area; 2) develop and implement monitoring programs to better understand local air pollution sources, air quality and exposures, and; 3) develop and implement community action plans to reduce local emissions and exposures. Air District AB 617 implementation activities will cut across all divisions and will represent a major focus for the agency in FYE 2019 and beyond.

Diversity, Equity and Inclusion -The work of the Air District requires diverse perspectives, talents, and life experiences to solve some of the most complex technical air quality issues that we face. Key initiatives for the Office of Diversity, Equity & Inclusions will be the development and implementation of an agency-wide Equity Action Plan that encompasses equity tools to provide a blueprint of systems and structures for each department to operationalize equity. Continued internal capacity building through training of all staff in racial equity content and advancing equity in the development of structures, policies, practices and procedures.

Climate Protection Program – Staff will continue to administer the \$4.5 million Climate Protection Grant Program established by the Board of Directors. The grant program provides resources to local governments to support implementation of local climate action plans and programs and allows innovative projects to scale up in other jurisdictions. Staff will also continue building decarbonization efforts and launch a climate and food campaign.

Toxics Risk Reduction Rule Implementation – On November 15, 2017, the Air District Board of Directors adopted Regulation 11, Rule 18, Reduction of Risk from Air Toxic Emissions at Existing Facilities (Rule 11-18). Under this rule, facility-wide health risk assessments (HRAs) will be required for about 350 existing Air District facilities to determine if they are required to reduce their risk. As part of the implementation of Rule 11-18, the Air District is currently evaluating health risks for 35 facilities that are likely to have the highest health impacts. These sites include refineries, cement manufacturing, metal melting, large chemical plants, large power plants, and landfills. The remaining facilities will be evaluated in later years as part of rule implementation plan.

2017 Clean Air Plan – The Air District will continue to implement the 2017 Clean Air Plan: Spare the Air, Cool the Climate (2017 Plan), adopted by the Board of Directors in April 2017. The 2017 Plan identifies Air District projects and programs to reduce emissions of ozone precursors, fine particulates, air toxics and greenhouse gases (GHG), to improve air quality, public health and the global climate. Implementation activities cut across the agency and include rule development, permitting, enforcement, grants and incentives, collaboration with state, regional and local partners, research and technical analyses, community engagement, and public education. Plan measures that benefit AB 617 communities will be prioritized.

Climate Tech Finance Loan Program – The Air District’s first loan and loan guarantee program supports the Bay Area’s industrial and municipal facilities in implementing emerging technologies that can reduce their greenhouse gas emissions, support more efficient operations and lower costs. In FYE 2021, the Air District will continue to leverage partnerships with state agencies and private lenders to identify and fund climate projects through outreach, matchmaking, and technical support.

Grants for Zero Emissions Mobile Source Projects – The Air District’s grants programs will be prioritizing and targeting projects that achieve zero-and near-zero emissions reductions from replacement of older on- and off-road mobile sources, fleet expansion for on-road cars, trucks and buses, and single-occupancy vehicle trip reduction strategies that target the region’s residents and commuters. In addition, funding for early actions will also be prioritized for communities that are identified through the Community Air Quality Protection AB 617 process.

Clean Cars for All Program – The Air District has expanded the Clean Cars for All program to provide grants for low-income residents across the Bay Area to access clean transportation options, including plug-in hybrid vehicles, battery electric vehicles, or transit. This program and other electric vehicle incentive programs will be complemented by expanded public outreach and partnership activities.

INCENTIVE REVENUES

Transportation Fund for Clean Air (TFCA)

In 1991, the California State Legislature authorized the Air District to impose a \$4 surcharge on motor vehicles registered within its nine-county jurisdiction to fund projects that reduce on-road motor vehicle emissions. The Air District allocates these funds to eligible projects through the Transportation Fund for Clean Air (TFCA) program. The statutory authority for the TFCA and requirements of the program are set forth in California Health and Safety Code Sections 44241 and 44242. The Air District expends a portion of the funds collected for administrative purposes and provides the remainder of the funds to project sponsors that implement eligible projects or programs.

Sixty percent (60%) of the TFCA funds received are awarded directly by the Air District to eligible District programs (e.g., Spare the Air) and to a program referred to as the TFCA Regional Fund. The remaining forty percent (40%) of TFCA funds are forwarded to the designated congestion management agency within each Bay Area county to be distributed through the TFCA County Program Manager Fund program. Funding from the TFCA is used to support eligible zero emissions on-road passenger vehicle, truck, and bus replacement and fleet expansion projects, and single-occupancy vehicle trip reduction strategies that target the region’s residents and commuters.

Mobile Source Incentive Fund (MSIF)

Assembly Bill 923 (AB 923 - Firebaugh), enacted in 2004 (codified as Health and Safety Code Section 44225), authorized local air districts to increase their motor vehicle registration surcharge up to an additional \$2 per vehicle. The revenues from the additional \$2 surcharge are deposited in the Air District’s Mobile Source Incentive Fund (MSIF). The Health & Safety Code stipulates that air districts may use the revenues generated by the additional \$2 surcharge for projects eligible for funding under the following programs: Carl Moyer Program, Lower Emission School Bus Program, Light-Duty Vehicle Scrap Program, and Agricultural Assistance Program. Funds may also be used for alternative fuel and electric infrastructure projects. The Air District provides these incentives to public and private entities for the implementation of eligible projects within the region. The Air District expends a portion of the funds collected for administrative purposes and provides the remainder to project sponsors that implement eligible projects. After successful reauthorization efforts in 2013, funding for the program will be available until 2024. Revenues from this funding source are separate from the General Fund budget for accounting purposes.

Carl Moyer Program (CMP)

The Air District has participated in the Carl Moyer Program (CMP), in cooperation with the California Air Resources Board, since the program began in fiscal year 1998-1999. The CMP provides grants to public and private entities to reduce emissions of oxides of nitrogen (NOx), reactive organic gases (ROG) and particulate

matter (PM) from existing heavy-duty engines by either replacing or retrofitting them. Eligible heavy-duty diesel engine applications include on-road trucks and buses, off-road equipment, marine vessels, locomotives, stationary agricultural pump engines and forklifts. Funds available through the CMP are a result of State legislation and are administered through CARB. After successful reauthorization efforts in 2013, funding for the program will be available until 2024.

California Goods Movement Bond (CGMB)

In November 2006, California voters authorized the Legislature to appropriate \$1 billion in bond funding to quickly reduce air pollution emissions and health risk from freight movement along California's priority trade corridors. On February 28, 2008, The California Air Resources Board approved an allocation of \$140 million from projected bond sales for emission reduction projects in the Bay Area trade corridor. To date, this program has funded projects to reduce emissions from over 2,000 diesel trucks and install shore power infrastructure at 12 berths at the Port of Oakland. The District is currently administering the final round of CGMB funding.

Community Protection Air Quality Grant Program (AB 617/134)

The Air District will be awarding \$40 million from AB 134 (2017) for emissions reduction projects that provide early actions of the AB 617 process through a Community Air Quality Protection Grant Program. Consistent with the AB 134 legislation, this funding will be primarily administered through the CMP to help target reductions in exposure to diesel emissions in identified local communities.

Volkswagen Environmental Mitigation Trust (VW Trust)

The VW Trust is an element of the settlement with VW for their use of an illegal defeat device and is intended to fully mitigate the lifetime excess oxides of nitrogen (NOx) emissions caused by VW's actions. CARB is the designated Lead Agency acting on the State's behalf as beneficiary to implement California's share of VW Trust funds for eligible project categories. The Air District has been selected by the California Air Resources Board to administer VW Trust funding on a statewide-basis, including \$70 million for zero-emission freight and marine projects and \$10 million for light-duty zero emission vehicle infrastructure projects. These funds will be administered over ten years starting from May 2018 until May 2028.

FINANCIAL SUMMARY

The Proposed Consolidated Budget Expenditures for FYE2021 is \$257.1 million; an increase of \$4.4 million, or 1.8% over prior year. Of the \$257.1 million, \$135.1 million is classified as Special Revenue Funds for various grant related incentive programs and \$122.0 million for General Fund programs

General Fund Summary

Total FY2021 Proposed General Fund Budget is expected to increase by \$17.5 million or 16.7% over the prior year. The main reason for this increase is due to 10 additional FTE positions approved during the current fiscal year, continued implementation of AB 617 programs, continued efforts to renovate and operate the newly acquired Richmond Office, in addition increased operational needs to meet core programs in various Air District's programs.

The total Proposed General Fund Revenues (net use of reserves transfer) for FYE 2021 is projected to increase by approximately \$15.4 million or 15.8%. This increase is primarily due to a combination of:

- \$8.3 million increase in Permit related fees. Of this amount, \$3.7 million is related to proposed new fee schedules for AB 617 Community Health Impact Fee and Toxic Air Contaminants Reporting Regulation Fee. The remaining \$4.6M is mainly due to proposed increases to the existing fee schedules. The proposed fee increases are in accordance with the Cost Recovery Policy previously adopted by the Board.
- \$2.6 million increase in County revenues based on projected increases in assessed valuations in the Bay Area.
- \$4.0 million increase in additional AB 617 funding from the State.

The total Proposed General Fund Budget Expenditures for FYE 2021 of \$122.0 million is projected to increase by approximately \$17.4 million or 16.7% over the FYE 2020 General Fund budget. This increase is primarily due to a combination of the following:

- \$6.9 million increase in Personnel Costs comprised of the 10 additional FTE positions approved in November 2019, a 3.1% cost of living adjustment, increased health benefits premiums, and higher CalPERS employer contributions for FYE 2021.
- \$9.7 million increase in services and supplies and capital purchases for FYE 2021.

The proposed budget is balanced, reflecting a \$6.0 million transfer from General Fund reserves to cover one-time costs related to building improvements to the Richmond Office. The FYE 2021 Proposed Budget includes an economic contingency reserve policy of 20% of operating budget. This policy allows for a sound financial footing and provides the District the ability to operate for a minimum of three months in the event of a total loss of projected revenue. See Appendix C for further details on the District's Fund Reserves.

GENERAL FUND REVENUES AND EXPENDITURES

Details of the FYE 2021 General Fund Revenues and Expenditures by major categories are displayed in Appendix D, Figure 1 and Figure 2, including 3 years of prior year actuals and the approved budget for FYE 2021. In addition, a General Fund Five-Year Financial Forecast is displayed in Appendix F.

Fee Revenue

This budget year, the Air District will continue the process of implementing fee increases as allowed under the *Health and Safety Code*. Increases in permit related fees reflects the Board's adoption of a cost recovery policy in accordance with the recommendations of the cost recovery study undertaken in 2010. An independent review of the Air District's cost recovery and containment process was completed in 2018. The FYE 2021 proposed budget fee increase also includes an overall average blended rate of 6.4%. If approved, the proposed fee increases will become effective July 1, 2020.

County Revenue

The County revenue budget is based on property values in the nine Bay Area counties. For the FYE 2021 budget, staff is projecting a \$2.6 million or 7.1% increase in property taxes receipts over the FYE 2020 Budget primarily due to increased property valuations.

Other Sources of General Fund Revenue

Federal grants from the EPA and other state/federal agencies show an increase of \$4.7 million or 72.7%. We anticipate continued funding from the State will increase from \$4.8 million to \$9.0 million for AB 617 implementation efforts. As in the past, should the Air District receive supplemental Federal grants, the amounts will be presented to the Air District's Board for approval. The State Subvention grant for FYE 2021 is budgeted at \$1.7 million based on actual collections in prior year. Penalties and Settlements fluctuate from time to time; and the FYE 2021 projection is \$2.0 million.

Operating Expenditures

The FYE 2021 General Fund Proposed Operating Budget (net personnel & capital) of \$37.0 million increased by \$9.7 million over the FYE 2020 Approved Budget primarily due to ongoing work related to implementation of Assembly Bill 617 and operating cost associated with Headquarters West Office in Richmond. A summary of the General Fund Expenditures by Division from FYE 2019 (actual expenditures) through FYE 2021 (projected expenditures) is displayed in Table XI. In addition, the General Fund Expenditures by major categories from FYE 2017 (actuals) through FYE 2021 (projected expenditures) are displayed in Appendix E, Figure 2.

Personnel Expenditures

The FYE 2021 budget provides for the filling of 415 FTE, showing an increase of 10 FTEs over the approved FYE 2020 budget. During December 2019, the Board approved 10 additional FTEs to continue the work related to AB617, as well as, restore and maintain core programs of the Air District. This budget also projects a 2% salary savings due to vacancies.

The FYE 2021 budget also projects a cost of living adjustment of 3.1% based on the annual average increase in CPI for the Bay Area region, which is, however, dependent on the terms of a potential Memorandum of Understanding with the Employee's Association.

Capital Expenditures

The budget for FYE 2021 funds capital expenditures from operating revenue and reserves for a total of \$10.2 million. Of the \$10.2 million, \$6 million is for continued building improvements to Headquarters East office in Richmond. The remaining balance is distributed across various General Fund programs. Table XIII provides details of the individual capital items.

PLANNING FOR THE FUTURE AND COST CONTAINMENT

Future projections anticipate adequate revenue to meet projected expenditures with the assumption of continued attention to cost and permit fee analysis. The Air District continues to be fiscally prudent by maintaining its reserves. Reserves address future capital equipment and facility needs, uncertainties in State funding and external factors affecting the economy that could impact the Air District's ability to balance its budgets.

The Air District's annual obligation, premiums in employee health benefits, pension costs and OPEB obligations continue to grow. Over the last few years, the Air District has made significant efforts in funding its obligations for OPEB by making additional contributions to fund its unfunded liability. Based on June 30, 2017 actuarial valuation study for OPEB, the Air District's plan is approximately 68% funded; leaving an unfunded liability of 32% or \$19.0 million. As a part of the FYE 2016 Budget, the Board adopted a minimum OPEB funding target policy of 90%. The FYE 2021 Budget includes the continuation of this funding with a \$4.0 million contribution.

The Air District's pension obligation is also growing; especially with recent changes in actuarial assumptions by CalPERS. As a result, CalPERS anticipates increased employer rates over the next 5 years. Based on the June 30, 2018 CalPERS actuarial valuation study, the Air District is currently funded at approximately 74%; leaving an unfunded liability of 26% or approximately \$86 million. Given these potential impacts, the FYE 2021 Budget includes continuation of \$1.0 million in discretionary contributions, which will be used for the sole purpose of reducing the unfunded liability to minimize the impact of future rate increases for the Air District.

BUDGET AND FINANCIAL COMMITTEE
MEETING OF 03/25/2020

District-Wide Revenue and Expenditure Budgets

BUDGET AND FINANCE COMMITTEE
MEETING OF 03/25/2020

TABLE I: Consolidated Expenditures and Revenues by Major Categories

	2019			2020			2021		
	GENERAL FUND	SPECIAL FUNDS	TOTAL FUNDS	GENERAL FUNDS	SPECIAL FUNDS	TOTAL FUNDS	GENERAL FUND	SPECIAL FUNDS	TOTAL FUNDS
REVENUES									
County Revenues	35,823,934		35,823,934	36,186,420		36,186,420	38,770,162		38,770,162
Permits / Fees	52,499,600		52,499,600	48,456,606		48,456,606	56,732,710		56,732,710
Grant Revenues	6,475,311	63,871,745	70,347,056	6,501,565	148,045,010	154,546,575	11,225,783	135,108,099	146,333,882
Other Revenues	6,903,088		6,903,088	6,014,260		6,014,260	5,758,913		5,758,913
	101,701,933	63,871,745	165,573,678	97,158,851	148,045,010	245,203,861	112,487,568	135,108,099	247,595,667
Reimbursements Programs	2,292,759		2,292,759	2,349,776		2,349,776	2,375,664		2,375,664
Transfer In	1,717,691		1,717,691	1,106,205	47,631	1,153,836	1,200,886		1,200,886
Transfer from / (to) Reserves	(2,460,828)		(2,460,828)	4,000,000		4,000,000	6,000,000		6,000,000
Total REVENUES	103,251,555	63,871,745	167,123,300	104,614,832	148,092,641	252,707,473	122,064,118	135,108,099	257,172,217
EXPENDITURES									
Personnel & Benefits	61,550,466	4,157,142	65,707,608	67,884,113	6,233,072	74,117,185	74,770,871	6,219,921	80,990,792
Services & Supplies	22,187,146	6,766,856	28,954,002	27,278,972	11,018,440	38,297,412	37,055,799	11,989,599	49,045,398
Capital Expenditures	17,104,099		17,104,099	9,404,116		9,404,116	10,237,448		10,237,448
Other Financing Uses	919,322		919,322						
	101,761,033	10,923,998	112,685,031	104,567,201	17,251,512	121,818,713	122,064,118	18,209,520	140,273,638
Program Distributions	1,490,522	51,230,056	52,720,578		129,734,924	129,734,924		115,697,693	115,697,693
Transfer Out		1,717,691	1,717,691	47,631	1,106,205	1,153,836		1,200,886	1,200,886
Total EXPENDITURES	103,251,555	63,871,745	167,123,300	104,614,832	148,092,641	252,707,473	122,064,118	135,108,099	257,172,217

BUDGET AND FINANCE COMMITTEE
MEETING OF 03/25/2020

TABLE II: Consolidated Revenues

	Audited Program Expenditures	Approved Program Budget	Proposed Program Budget	FTE/Dollar Change	Percent Change
	2019	2020	2021	\$	%
County Revenues					
Alameda	6,219,340	6,407,278	6,761,810	354,532	5.5%
Contra Costa	3,937,334	4,348,666	4,581,797	233,131	5.4%
Marin	1,608,627	1,602,308	1,676,343	74,035	4.6%
Napa	1,126,069	965,511	1,171,563	206,052	21.3%
San Francisco	5,369,698	5,652,990	5,843,403	190,413	3.4%
San Mateo	4,876,953	4,719,052	5,021,259	302,207	6.4%
Santa Clara	10,194,485	10,166,103	10,697,367	531,264	5.2%
Solano	862,298	866,834	1,133,592	266,758	30.8%
Sonoma	1,629,130	1,457,678	1,883,028	425,350	29.2%
Total County Revenues	35,823,934	36,186,420	38,770,162	2,583,742	7.1%
Permits / Fees					
Annual Plant Renewal	37,232,065	35,556,045	42,473,816	6,917,771	19.5%
Title V	6,597,440	5,982,811	6,571,618	588,807	9.8%
Asbestos	4,434,539	3,250,000	3,300,000	50,000	1.5%
Toxic Billing	475,140	65,000	739,244	674,244	1,037.3%
Registration Fees	206,826	324,965	322,349	(2,616)	(0.8)%
Hearing Board Fees	41,674	15,000	15,000		
Greenhouse Gas Fees	3,511,916	3,262,785	3,310,683	47,898	1.5%
Total Permit Fees	52,499,600	48,456,606	56,732,710	8,276,104	17.1%
Grant Revenues					
Federal Grant	2,473,732	1,701,565	2,225,783	524,218	30.8%
Other Grants	4,001,579	4,300,000	9,000,000	4,200,000	87.5%
Total Grant Revenue	6,475,311	6,501,565	11,225,783	4,724,218	72.7%
Other Revenues					
Penalties & Settlements	2,369,125	2,750,000	2,000,000	(750,000)	(27.3)%
State Subvention	1,734,548	1,734,600	1,736,000	1,400	0.1%
PERP (Portable Equip Prog)	673,508	450,000	450,000		
Interest Income	1,622,927	979,660	1,472,913	493,253	50.3%
Miscellaneous Income	502,980	100,000	100,000		
Total Other Revenues	6,903,088	6,014,260	5,758,913	(255,347)	(4.2)%
Total Operating Revenues	101,701,933	97,158,851	112,487,568	15,328,717	15.8%
Reimbursement Programs					
CMAQ Funding	1,074,268	1,000,000	1,000,000		
DHS Biowatch Funding	1,218,491	1,349,776	1,375,664	25,888	1.9%
Total Reimbursement Programs	2,292,759	2,349,776	2,375,664	25,888	1.1%
Transfer from / (to) Reserves	(2,460,828)	4,000,000	6,000,000	2,000,000	50.0%
Transfer In	1,717,691	1,106,205	1,200,886	94,681	8.6%
Total General Fund Revenues	103,251,555	104,614,832	122,064,118	17,449,286	16.7%
Special Revenue Funds					
Grant Programs					
Carl Moyer Program (CMP)	16,729,318	48,536,139	51,064,990	2,528,851	5.2%
Mobile Source Incentive Fund (MSIF)	17,233,899	12,548,948	12,799,080	250,132	2.0%
California Goods Movement Bond (CGMB)	7,467,285	102,369	10,250,000	10,147,631	9,912.8%
Transportation Fund for Clean Air (TFCA)	10,986,897	22,939,116	20,320,567	(2,618,549)	(11.4)%
Other Grants Revenues	11,230,781	17,185,536	21,156,449	3,970,913	23.1%
Vehicle Mitigation (VW Trust)	223,565	46,732,902	19,517,013	(27,215,889)	(58.2)%
Transfer In		47,631		(47,631)	(100.0)%
Total Special Revenue Funds	63,871,745	148,092,641	135,108,099	(12,984,542)	(8.8)%
Total Revenues District Wide	167,123,300	252,707,473	257,172,217	4,464,744	1.8%

TABLE III: Consolidated Expenditures

	Audited Program Expenditures	Approved Program Budget	Proposed Program Budget	FTE/Dollar Change	Percent Change
	2019	2020	2021	\$	%
Number of Positions (FTE)	353.33	405.00	415.00	10.00	2.5%
Personnel Expenditures					
Permanent Salaries	41,904,470	48,646,340	52,734,079	4,087,739	8.4%
Overtime Salaries	423,725	370,580	429,430	58,850	15.9%
Temporary Salaries	527,686	77,554	157,054	79,500	102.5%
Payroll Taxes	848,496	702,636	753,511	50,875	7.2%
Pension Benefits	7,675,964	10,676,826	11,666,066	989,240	9.3%
FICA Replacement Benefits	656,513	710,379	778,723	68,344	9.6%
Group Insurance Benefits	8,900,404	10,340,442	10,796,422	455,980	4.4%
Employee Transportation Subsidy	537,151	567,644	901,382	333,738	58.8%
Workers' Compensation	168,297	230,001	229,938	(3)	
Other Post Employment Benefits	4,000,002	3,999,997	4,000,000	3	
Board Stipends	64,900	92,000	92,000		
Vacancy Savings		(2,297,214)	(1,547,873)	749,341	(32.6)%
Total Personnel Expenditures	65,707,608	74,117,185	80,990,792	6,873,607	9.3%
Services & Supplies Expenditures					
Travel In-State	167,261	309,322	356,387	47,065	15.2%
Travel Out-of-State	242,774	221,510	274,700	53,190	24.0%
Training & Education	388,832	732,839	832,728	99,889	13.6%
Repair & Maintenance (Equipment)	649,660	1,005,367	1,419,418	414,051	41.2%
Communications	596,616	806,731	853,531	46,800	5.8%
Building Maintenance	216,134	454,641	299,853	(154,788)	(34.0)%
Utilities	140,868	244,816	262,952	18,136	7.4%
Postage	52,277	167,240	161,940	(5,300)	(3.2)%
Printing & Reproduction	207,688	456,839	584,803	127,964	28.0%
Equipment Rental	61,516	35,000	88,000	53,000	151.4%
Rents & Leases	1,869,431	3,305,664	3,286,126	(19,538)	(0.6)%
Professional Services & Contracts	21,942,574	27,866,254	37,707,821	9,841,567	35.3%
General Insurance	365,712	419,000	539,250	120,250	28.7%
Shop & Field Supplies	481,760	615,386	605,122	(10,264)	(1.7)%
Laboratory Supplies	107,639	214,529	184,537	(29,992)	(14.0)%
Gasoline & Variable Fuel	237,219	265,000	265,000		
Computer Hardware & Software	307,349	866,915	996,214	129,299	14.9%
Stationery & Office Supplies	47,368	136,400	146,800	10,400	7.6%
Books & Journals	56,222	49,056	63,813	14,757	30.1%
Minor Office Equipment	87,704	124,903	116,403	(8,500)	(6.8)%
Miscellaneous Expenses	5,801				
Non-capital assets	721,297				
Other Financing Resources	919,322				
Total Services & Supplies Expenditures	29,873,324	38,297,412	49,045,398	10,747,986	28.1%
Capital Expenditures					
Leasehold Improvements		4,000,000	6,000,000	2,000,000	50.0%
Building & Grounds	13,185,057	75,000		(75,000)	(100.0)%
Office Equipment		60,000	1,000	(59,000)	(98.3)%
Computer & Network Equipment	3,383,829	2,945,000	2,890,000	(55,000)	(1.9)%
Motorized Equipment	52,717		60,000	60,000	
Lab & Monitoring Equipment	405,742	1,924,116	886,448	(1,037,668)	(53.9)%
Communications Equipment		400,000	400,000		
PM 2.5 Equipment	76,754				
Total Capital Expenditures	17,104,099	9,404,116	10,237,448	833,332	8.9%
Total Expenditures	112,685,031	121,818,713	140,273,638	18,454,925	15.1%
Transfer In/Out	1,717,691	1,153,836	1,200,886	47,050	4.1%
Program Distribution	52,720,578	129,734,924	115,697,693	(14,037,231)	(10.8)%
"Total Expenditures - District Wide"	167,123,300	252,707,473	257,172,217	4,464,744	1.8%

TABLE IV: General Fund

	Audited Program Expenditures	Approved Program Budget	Proposed Program Budget	FTE/Dollar Change	Percent Change
	2019	2020	2021	\$	%
Number of Positions (FTE)	327.54	367.93	379.58	11.65	3.17%
Revenues					
Revenues Other Than Transfers	101,533,864	103,508,627	120,863,232	17,354,605	17%
Transfer In (Rev) - GF	1,717,691	1,106,205	1,200,886	94,681	9%
Total Revenues - General Fund	103,251,555	104,614,832	122,064,118	17,449,286	17%
Personnel Expenditures					
Permanent Salaries	39,135,386	44,519,694	48,577,383	4,057,689	9%
Overtime Salaries	307,040	333,580	422,430	88,850	26.6%
Temporary Salaries	515,617	77,554	157,054	79,500	102.5%
Payroll Taxes	805,980	643,062	694,502	51,440	8.0%
Pension Benefits	7,212,142	9,812,278	10,763,501	951,223	9.7%
FICA Replacement Benefits	626,086	645,358	712,159	66,801	10.4%
Group Insurance Benefits	8,486,122	9,699,290	10,206,952	507,662	5.2%
Employee Transportation Subsidy	501,689	515,687	824,334	308,647	59.9%
Workers' Compensation	159,895	208,949	210,339	1,390	0.7%
Other Post Employment Benefits	3,735,609	3,633,875	3,658,090	24,215	0.7%
Board Stipends	64,900	92,000	92,000		
Vacancy Savings		(2,297,214)	(1,547,873)	749,341	(32.6)%
Total Personnel Expenditures	61,550,466	67,884,113	74,770,871	6,886,758	10.1%
Services & Supplies Expenditures					
Travel In-State	145,865	234,022	279,587	45,565	19.5%
Travel Out-of-State	229,064	202,510	244,000	41,490	20.5%
Training & Education	377,536	707,639	798,228	90,589	12.8%
Repair & Maintenance (Equipment)	649,660	1,005,367	1,419,418	414,051	41.2%
Communications	592,873	801,731	846,531	44,800	5.6%
Building Maintenance	216,134	454,341	299,853	(154,788)	(34.0)%
Utilities	140,661	244,816	262,952	18,136	7.4%
Postage	52,277	153,240	152,940	(300)	(0.2)%
Printing & Reproduction	206,083	426,339	554,303	127,964	30.0%
Equipment Rental	61,816	35,000	88,000	53,000	151.4%
Rents & Leases	1,869,431	3,305,664	3,286,126	(19,538)	(0.6)%
Professional Services & Contracts	15,236,021	17,102,354	25,946,061	8,843,707	51.7%
General Insurance	365,712	419,000	539,250	120,250	28.7%
Shop & Field Supplies	481,098	606,886	596,622	(10,264)	(1.7)%
Laboratory Supplies	107,639	214,529	184,537	(29,992)	(14.0)%
Gasoline & Variable Fuel	237,219	265,000	265,000		
Computer Hardware & Software	300,417	798,715	973,715	175,000	21.9%
Stationery & Office Supplies	44,616	131,050	141,700	10,650	8.1%
Books & Journals	56,222	47,966	62,973	15,007	31.3%
Minor Office Equipment	87,704	122,503	114,003	(8,500)	(6.9)%
Miscellaneous Expenses	5,801				
Non-capital assets	721,297				
Other Financing Resources	919,322				
Total Services & Supplies Expenditures	23,106,468	27,278,972	37,055,799	9,776,827	35.8%
Capital Expenditures					
Leasehold Improvements		4,000,000	6,000,000	2,000,000	50.0%
Building & Grounds	13,185,057	75,000		(75,000)	(100.0)%
Office Equipment		60,000	1,000	(59,000)	(98.3)%
Computer & Network Equipment	3,383,829	2,945,000	2,890,000	(55,000)	(1.9)%
Motorized Equipment	52,717		60,000	60,000	
Lab & Monitoring Equipment	405,742	1,924,116	886,448	(1,037,668)	(53.9)%
Communications Equipment		400,000	400,000		
PM 2.5 Equipment	76,754				
Total Capital Expenditures	17,104,099	9,404,116	10,237,448	833,332	8.9%
Transfer In/Out		47,631		(47,631)	(100.0)%
Total Expenditures	101,761,033	104,614,832	122,064,118	17,449,286	16.7%
Program Distribution	1,490,522				
Total Expenditures - General Fund	103,251,555	104,614,832	122,064,118	17,449,286	16.7%

TABLE V: Carl Moyor Program (CMP)

	Audited Program Expenditures	Approved Program Budget	Proposed Program Budget	FTE/Dollar Change	Percent Change
	2019	2020	2021	\$	%
Number of Positions (FTE)	8.35	8.74	11.04	2.30	26.3%
Revenues					
Admin Revenue	1,919,269	1,870,131	2,293,809	423,678	22.7%
Program Income	14,810,049	46,666,008	48,771,181	2,105,173	4.5%
Total Revenue - Carl Moyor	16,729,318	48,536,139	51,064,990	2,528,851	5.2%
Personnel Expenditures					
Permanent Salaries	897,562	1,000,362	1,304,746	304,384	30.4%
Overtime Salaries		35,000		(35,000)	(100.0)%
Temporary Salaries	1,889				
Payroll Taxes	13,572	14,825	18,523	3,698	24.9%
Pension Benefits	101,385	211,001	280,794	69,793	33.1%
FICA Replacement Benefits	9,794	15,331	20,721	5,390	35.2%
Group Insurance Benefits	133,426	174,779	182,403	7,704	4.4%
Employee Transportation Subsidy	10,624	12,250	23,985	11,735	95.8%
Workers' Compensation	2,723	4,963	6,120	1,157	23.3%
Other Post Employment Benefits	85,665	86,321	106,437	20,116	23.3%
Board Stipends					
Total Personnel Expenditures	1,256,640	1,554,832	1,943,809	388,977	25.0%
Services & Supplies Expenditures					
Travel In-State		4,000	4,000		
Travel Out-of-State		3,000	3,000		
Training & Education		1,500	1,500		
Repair & Maintenance (Equipment)					
Communications					
Building Maintenance					
Utilities					
Postage					
Printing & Reproduction	215	2,000	2,000		
Equipment Rental					
Rents & Leases					
Professional Services & Contracts	40,807	300,000	334,700	34,700	11.6%
General Insurance					
Shop & Field Supplies	157	2,000	2,000		
Laboratory Supplies					
Gasoline & Variable Fuel					
Computer Hardware & Software		1,000	1,000		
Stationery & Office Supplies	761	600	600		
Books & Journals		200	200		
Minor Office Equipment		1,000	1,000		
Total Services & Supplies Expenditures	41,940	315,300	350,000	34,700	11.0%
Capital Expenditures					
Leasehold Improvements					
Building & Grounds					
Office Equipment					
Computer & Network Equipment					
Motorized Equipment					
Lab & Monitoring Equipment					
Communications Equipment					
PM 2.5 Equipment					
Total Capital Expenditures					
Transfer In/Out	620,689				
Total Expenditures	1,919,269	1,870,132	2,293,809	423,677	22.7%
Program Distribution	14,810,049	46,666,008	48,771,181	2,105,173	4.5%
Total Expenditures - Carl Moyor	16,729,318	48,536,140	51,064,990	2,528,850	5.2%

TABLE VI: Mobile Source Incentive Fund (MSIF)

	Audited Program Expenditures	Approved Program Budget	Proposed Program Budget	FTE/Dollar Change	Percent Change
	2019	2020	2021	\$	%
Number of Positions (FTE)	1.15	2.43	3.80	1.37	56.4%
Revenues					
Admin Revenue	5,292,171	784,209	799,080	14,871	1.9%
Program Income	11,941,728	11,764,739	12,000,000	235,261	2.0%
Total Revenues - MSIF	17,233,899	12,548,948	12,799,080	250,132	2.0%
Personnel Expenditures					
Permanent Salaries	135,359	269,727	415,258	145,531	54.0%
Overtime Salaries	13				
Temporary Salaries					
Payroll Taxes	2,230	3,858	5,875	2,017	52.3%
Pension Benefits	55,614	57,156	88,910	31,754	55.6%
FICA Replacement Benefits	1,568	4,262	7,140	2,878	67.5%
Group Insurance Benefits	21,319	44,144	61,749	17,605	39.9%
Employee Transportation Subsidy	1,826	3,406	8,264	4,858	142.6%
Workers' Compensation	410	1,380	2,108	728	52.8%
Other Post Employment Benefits	12,919	24,000	36,672	12,672	52.8%
Board Stipends					
Total Personnel Expenditures	231,258	407,933	625,976	218,043	53.5%
Services & Supplies Expenditures					
Travel In-State	1,615	8,000	8,000		
Travel Out-of-State					
Training & Education	750	5,000	5,000		
Repair & Maintenance (Equipment)					
Communications	114				
Building Maintenance					
Utilities					
Postage					
Printing & Reproduction		3,000	3,000		
Equipment Rental					
Rents & Leases					
Professional Services & Contracts	4,935,794	7,320,000	7,238,300	(81,700)	(1.1)%
General Insurance					
Shop & Field Supplies					
Laboratory Supplies					
Gasoline & Variable Fuel					
Computer Hardware & Software	2,773	4,000	4,000		
Stationery & Office Supplies		500	500		
Books & Journals		200	200		
Minor Office Equipment		1,000	1,000		
Total Services & Supplies Expenditures	4,941,046	7,341,700	7,260,000	(81,700)	(1.1)%
Capital Expenditures					
Leasehold Improvements					
Building & Grounds					
Office Equipment					
Computer & Network Equipment					
Motorized Equipment					
Lab & Monitoring Equipment					
Communications Equipment					
PM 2.5 Equipment					
Total Capital Expenditures					
Transfer In/Out	119,867	234,675	113,104	(121,571)	(51.8)%
Total Expenditures	5,292,171	7,984,308	7,999,080	14,772	0.2%
Program Distribution	11,941,728	4,564,639	4,800,000	235,361	5.2%
Total Expenditures - MSIF	17,233,899	12,548,947	12,799,080	250,133	2.0%

TABLE VII: California Goods Movement Bond (CGMB)

	Audited Program Expenditures	Approved Program Budget	Proposed Program Budget	FTE/Dollar Change	Percent Change
	2019	2020	2021	\$	%
Number of Positions (FTE)	0.14	0.84	0.85	0.01	1.2%
Revenues					
Admin Revenue	104,427	102,369	250,000	147,631	144.2%
Program Income	7,362,858		10,000,000	10,000,000	
Transfer In (Rev) - GF		47,631		(47,631)	(100.0)%
Total Revenues - CGMB	7,467,285	150,000	10,250,000	10,100,000	6,733.3%
Personnel Expenditures					
Permanent Salaries	46,962	89,195	104,132	14,937	16.7%
Overtime Salaries					
Temporary Salaries					
Payroll Taxes	829	1,275	1,481	206	16.2%
Pension Benefits	29,473	18,787	22,552	3,765	20.0%
FICA Replacement Benefits	549	1,473	1,535	122	8.3%
Group Insurance Benefits	7,429	17,450	15,526	(1,924)	(11.0)%
Employee Transportation Subsidy	982	1,177	1,846	669	56.8%
Workers' Compensation	142	477	471	(6)	(1.3)%
Other Post Employment Benefits	4,483	8,296	8,193	(103)	(1.2)%
Board Stipends					
Total Personnel Expenditures	90,849	138,130	155,796	17,666	12.8%
Services & Supplies Expenditures					
Travel In-State		2,000	2,000		
Travel Out-of-State					
Training & Education		1,500	1,500		
Repair & Maintenance (Equipment)					
Communications					
Building Maintenance					
Utilities	207				
Postage					
Printing & Reproduction		500	500		
Equipment Rental					
Rents & Leases					
Professional Services & Contracts	12,895	50,000	65,500	15,500	31.0%
General Insurance					
Shop & Field Supplies		3,000	3,000		
Laboratory Supplies					
Gasoline & Variable Fuel					
Computer Hardware & Software	693	1,500	1,500		
Stationery & Office Supplies		1,000	1,000		
Books & Journals					
Minor Office Equipment					
Total Services & Supplies Expenditures	13,795	59,500	75,000	15,500	26.1%
Capital Expenditures					
Leasehold Improvements					
Building & Grounds					
Office Equipment					
Computer & Network Equipment					
Motorized Equipment					
Lab & Monitoring Equipment					
Communications Equipment					
PM 2.5 Equipment					
Total Capital Expenditures					
Transfer In/Out	(217)	(47,631)	19,204	66,835	(140.3)%
Total Expenditures	104,427	149,999	250,000	100,001	66.7%
Program Distribution	7,362,858		10,000,000	10,000,000	
Total Expenditures - CGMB	7,467,285	149,999	10,250,000	10,100,001	6,733.4%

TABLE VIII: Transportation Fund for Clean Air (TFCA)

	Audited Program Expenditures	Approved Program Budget	Proposed Program Budget	FTE/Dollar Change	Percent Change
	2019	2020	2021	\$	%
Number of Positions (FTE)	10.14	12.52	9.73	(2.79)	(22.3)%
Revenues					
Admin Revenue	3,605,489	1,628,618	1,768,618	140,000	8.6%
Program Income	7,381,408	21,310,498	18,551,949	(2,758,549)	(12.9)%
Total Revenues - TFCA	10,986,897	22,939,116	20,320,567	(2,618,549)	(11.4)%
Personnel Expenditures					
Permanent Salaries	1,029,742	1,383,962	1,102,681	(281,281)	(20.3)%
Overtime Salaries	111,128		5,000	5,000	
Temporary Salaries	6,418				
Payroll Taxes	16,007	19,797	15,670	(4,127)	(20.8)%
Pension Benefits	203,704	291,783	240,995	(50,788)	(17.4)%
FICA Replacement Benefits	11,403	21,960	17,860	(4,100)	(18.7)%
Group Insurance Benefits	155,084	218,358	155,724	(62,634)	(28.7)%
Employee Transportation Subsidy	14,274	17,548	20,674	3,126	17.8%
Workers' Compensation	3,126	7,110	5,275	(1,835)	(25.8)%
Other Post Employment Benefits	98,378	123,654	91,742	(31,912)	(25.8)%
Board Stipends					
Total Personnel Expenditures	1,649,264	2,084,172	1,655,621	(428,551)	(20.6)%
Services & Supplies Expenditures					
Travel In-State	6,318	18,400	19,900	1,500	8.2%
Travel Out-of-State	7,545	9,000	14,400	5,400	60.0%
Training & Education	8,464	14,200	16,500	2,300	16.2%
Repair & Maintenance (Equipment)					
Communications	3,629	4,000	5,000	1,000	25.0%
Building Maintenance					
Utilities					
Postage		14,000	9,000	(5,000)	(35.7)%
Printing & Reproduction	1,390	25,000	25,000		
Equipment Rental					
Rents & Leases					
Professional Services & Contracts	1,249,517	1,392,500	1,730,860	338,360	24.3%
General Insurance					
Shop & Field Supplies	505	3,500	3,500		
Laboratory Supplies					
Gasoline & Variable Fuel					
Computer Hardware & Software	3,466	7,400	13,000	5,600	75.7%
Stationery & Office Supplies	1,291	3,000	3,000		
Books & Journals		440	440		
Minor Office Equipment		400	400		
Total Services & Supplies Expenditures	1,282,125	1,491,840	1,841,000	349,160	23.4%
Capital Expenditures					
Leasehold Improvements					
Building & Grounds					
Office Equipment					
Computer & Network Equipment					
Motorized Equipment					
Lab & Monitoring Equipment					
Communications Equipment					
PM 2.5 Equipment					
Total Capital Expenditures					
Transfer In/Out	674,098	521,329	715,712	194,383	37.3%
Total Expenditures	3,605,487	4,097,341	4,212,333	114,992	2.8%
Program Distribution	7,381,408	18,841,777	16,108,234	(2,733,543)	(14.5)%
Total Expenditures - TFCA	10,986,895	22,939,118	20,320,567	(2,618,551)	(11.4)%

TABLE IX: Other Grants Revenues

	Audited Program Expenditures	Approved Program Budget	Proposed Program Budget	FTE/Dollar Change	Percent Change
	2019	2020	2021	\$	%
Number of Positions (FTE)	5.39	7.42	5.72	(1.70)	(22.9)%
Revenues					
Admin Revenue	1,496,768	1,773,036	3,138,171	1,365,135	77.0%
Program Income	9,734,013	15,412,500	18,018,278	2,605,778	16.9%
Total Revenues - Other Grants	11,230,781	17,185,536	21,156,449	3,970,913	23.1%
Personnel Expenditures					
Permanent Salaries	574,227	798,591	708,555	(90,036)	(11.3)%
Overtime Salaries	2,426	2,000	2,000		
Temporary Salaries	3,762				
Payroll Taxes	8,623	11,449	10,048	(1,401)	(12.2)%
Pension Benefits	67,536	168,064	157,495	(10,569)	(6.3)%
FICA Replacement Benefits	6,227	13,015	11,273	(1,742)	(13.4)%
Group Insurance Benefits	84,908	82,919	90,921	8,002	9.7%
Employee Transportation Subsidy	6,788	10,400	13,048	2,648	25.5%
Workers' Compensation	1,742	4,214	3,330	(884)	(21.0)%
Other Post Employment Benefits	54,813	73,283	57,902	(15,381)	(21.0)%
Board Stipends					
Total Personnel Expenditures	811,052	1,163,935	1,054,572	(109,363)	(9.4)%
Services & Supplies Expenditures					
Travel In-State	3,973	15,300	15,300		
Travel Out-of-State	6,165	7,000	13,300	6,300	90.0%
Training & Education	2,082	3,000	10,000	7,000	233.3%
Repair & Maintenance (Equipment)					
Communications		1,000	2,000	1,000	100.0%
Building Maintenance					
Utilities					
Postage					
Printing & Reproduction					
Equipment Rental					
Rents & Leases					
Professional Services & Contracts	430,745	1,278,000	2,040,000	762,000	59.6%
General Insurance					
Shop & Field Supplies					
Laboratory Supplies					
Gasoline & Variable Fuel					
Computer Hardware & Software		54,300	2,999	(51,301)	(94.5)%
Stationery & Office Supplies	700	250		(250)	(100.0)%
Books & Journals		250		(250)	(100.0)%
Minor Office Equipment					
Total Services & Supplies Expenditures	443,665	1,359,100	2,083,599	724,499	53.3%
Capital Expenditures					
Leasehold Improvements					
Building & Grounds					
Office Equipment					
Computer & Network Equipment					
Motorized Equipment					
Lab & Monitoring Equipment					
Communications Equipment					
General Equipment					
PM 2.5 Equipment					
Biotech Equipment					
Total Capital Expenditures					
Transfer In/Out	242,051				
Total Expenditures	1,496,768	2,523,035	3,138,171	615,136	24.4%
Program Distribution	9,734,013	14,662,500	18,018,278	3,355,778	22.9%
Total Expenditures - Other Grants Revenues	11,230,781	17,185,535	21,156,449	3,970,914	23.1%

TABLE X: Vehicle Mitigation (VW Trust)

	Audited Program Expenditures	Approved Program Budget	Proposed Program Budget	FTE/Dollar Change	Percent Change
	2019	2020	2021	\$	%
Number of Positions (FTE)	0.62	5.12	4.25	(0.87)	(17.0)%
Revenues					
Admin Revenue	223,565	1,732,902	1,517,013	(215,889)	(12.5)%
Program Income		45,000,000	18,000,000	(27,000,000)	(60.0)%
Total Revenues - VM	223,565	46,732,902	19,517,013	(27,215,889)	(58.2)%
Personnel Expenditures					
Permanent Salaries	85,232	584,809	521,324	(63,485)	(10.9)%
Overtime Salaries	3,118				
Temporary Salaries					
Payroll Taxes	1,255	8,370	7,412	(958)	(11.4)%
Pension Benefits	6,110	117,757	111,819	(5,938)	(5.0)%
FICA Replacement Benefits	886	8,980	7,975	(1,005)	(11.2)%
Group Insurance Benefits	12,116	103,502	83,067	(20,435)	(19.7)%
Employee Transportation Subsidy	968	7,176	9,231	2,055	28.6%
Workers' Compensation	259	2,908	2,355	(553)	(19.0)%
Other Post Employment Benefits	8,135	50,568	40,964	(9,604)	(19.0)%
Board Stipends					
Total Personnel Expenditures	118,079	884,070	784,147	(99,923)	(11.3)%
Services & Supplies Expenditures					
Travel In-State	9,490	27,600	27,600		
Travel Out-of-State					
Training & Education					
Repair & Maintenance (Equipment)					
Communications					
Building Maintenance					
Utilities					
Postage					
Printing & Reproduction					
Equipment Rental					
Rents & Leases					
Professional Services & Contracts	34,795	423,400	352,400	(71,000)	(16.8)%
General Insurance					
Shop & Field Supplies					
Laboratory Supplies					
Gasoline & Variable Fuel					
Computer Hardware & Software					
Stationery & Office Supplies					
Books & Journals					
Minor Office Equipment					
Total Services & Supplies Expenditures	44,285	451,000	380,000	(71,000)	(15.7)%
Capital Expenditures					
Leasehold Improvements					
Building & Grounds					
Office Equipment					
Computer & Network Equipment					
Motorized Equipment					
Lab & Monitoring Equipment					
Communications Equipment					
General Equipment					
PM 2.5 Equipment					
Total Capital Expenditures					
Transfer In/Out	61,203	397,832	352,866	(44,966)	(11.3)%
Total Expenditures	223,567	1,732,902	1,517,013	(215,889)	(12.5)%
Program Distribution		45,000,000	18,000,000	(27,000,000)	(60.0)%
Total Expenditures - VM	223,567	46,732,902	19,517,013	(27,215,889)	(58.2)%

TABLE XI: General Fund Expenditures by Division

	Audited Program Expenditures	Approved Program Budget	Proposed Program Budget	FTE/Dollar Change	Percent Change
	2019	2020	2021	\$	%
Executive Office					
Executive Office	5,313,000	5,738,068	6,465,619	727,551	12.7%
Bay Area Regional Collaborative (BARC)	255,434	255,000	370,000	115,000	45.1%
Diversity Equity & Inclusion	445,248	852,186	811,576	(40,610)	(4.8)%
Board of Directors	570,142	373,327	598,416	225,089	60.3%
Hearing Board	38,900	78,500	63,688	(14,812)	(18.9)%
Advisory Council	33,692	432,097	451,561	19,464	4.5%
My Air Online	4,863,391	3,558,076	4,208,378	650,302	18.3%
Website Development & Maintenance	1,347,253	1,436,079	1,644,236	208,157	14.5%
Finance	1,984,104	2,159,493	2,877,117	717,624	33.2%
Total Executive Office	14,851,164	14,882,826	17,490,591	2,607,765	17.5%
Administrative Resources					
Payroll	271,971	284,040	530,643	246,603	86.8%
Benefits Administration	2,969,551	3,127,974	3,570,797	442,823	14.2%
Organizational Development	275,220	351,109	640,916	289,807	82.5%
Employment Relations	806,956	608,700	749,635	140,935	23.2%
Recruitment & Testing	474,959	637,512	774,348	136,836	21.5%
Facilities	14,047,076	1,158,694	1,560,444	(3,598,250)	(69.8)%
Communications	699,751	922,323	1,118,247	195,624	21.2%
Headquarters East (Richmond)	240,562	1,300,000	7,711,000	6,411,000	493.2%
Purchasing	777,784	1,008,426	1,127,691	119,265	11.8%
Headquarters West (Beale Street)	2,340,439	2,110,000	4,200,000	2,090,000	99.1%
Fleet Services	1,060,540	1,367,881	1,556,466	188,585	13.8%
Total Administrative Resources	23,954,815	16,876,959	23,540,187	6,663,228	39.5%
Legal Services					
Legal Counsel	704,661	2,038,167	2,419,298	381,131	18.7%
Hearing Board Proceedings	36,576	108,878	3,562	(105,316)	(96.7)%
Penalties Enforcement & Settlement	701,216	736,315	877,954	141,639	19.2%
Litigation	357,364	601,205	458,057	(143,148)	(23.8)%
Total Legal Services	2,830,417	3,484,565	3,758,871	274,306	7.9%
Communications Office					
Media Relations	1,639,177	1,466,909	1,886,002	419,093	28.6%
Intermittent Control	1,345,608	1,497,345	1,692,866	195,521	13.1%
Spare The Air (CMAQ)	1,080,398	1,000,000	1,000,000		
Total Communications Office	4,065,183	3,964,254	4,578,868	614,614	15.5%
Technology Implementation Office					
Greenhouse Gas Technologies - Stationary	1,670,009	812,065	961,985	149,920	18.5%
Total Technology Implementation Office	1,670,009	812,065	961,985	149,920	18.5%
Strategic Incentives					
Grant Program Development	188,352	571,975	704,207	132,232	23.1%
Total Strategic Incentives	188,352	571,975	704,207	132,232	23.1%
Compliance & Enforcement					
Enforcement	4,487,387	4,985,461	5,996,029	1,010,568	20.3%
Compliance Assistance & Operations	2,510,416	3,422,078	2,751,416	(670,662)	(19.6)%
Compliance Assurance	6,077,712	7,384,063	6,902,305	(481,758)	(6.5)%
Total Compliance & Enforcement	13,075,515	15,791,602	15,649,750	(141,852)	(0.9)%
Engineering					
Permit Evaluation	6,074,369	7,865,320	7,655,342	(209,978)	(2.7)%
Permit Renewals	429,129				
Air Toxics	1,189,712	1,201,152	1,812,531	611,379	50.9%
Permit Operations	636,421	1,202,115	1,274,958	72,843	6.1%
Title V	698,524	1,495,238	1,362,671	(132,567)	(8.9)%
Engineering Special Projects	944,101	964,866	1,441,190	476,324	49.4%
Total Engineering	9,972,256	12,728,691	13,546,692	818,001	6.4%

TABLE XI: General Fund Expenditures by Division

	Audited Program Expenditures	Approved Program Budget	Proposed Program Budget	FTE/Dollar Change	Percent Change
	2019	2020	2021	\$	%
Assessment, Inventory & Model					
Source Inventories	1,063,333	1,409,476	1,651,999	242,523	17.2%
Air Quality Modeling Support	779,909	1,102,905	1,128,816	25,911	2.3%
Air Quality Modeling & Research	722,830	772,326	808,516	36,190	4.7%
Community Air Risk Evaluation	807,013	1,029,603	1,246,086	216,483	21.0%
Total Assessment, Inventory & Model	3,373,085	4,314,310	4,835,417	521,107	12.1%
Planning & Climate Protection					
Air Quality Plans	1,260,328	994,250	1,595,158	600,908	60.4%
Implement Plans, Policies and Measures	1,117,985	1,117,537	1,612,966	495,431	44.3%
Climate Protection	2,666,747	2,139,791	1,975,739	(164,052)	(7.7)%
Total Planning & Climate Protection	5,045,060	4,251,578	5,183,865	932,287	21.9%
Community Engagement & Policy					
Community Health Protection Office	1,951,716	3,062,908	4,875,703	1,812,795	59.2%
Rule Development	1,803,373	2,116,703	2,074,144	(42,559)	(2.0)%
Total Community Engagement & Policy	3,755,089	5,179,611	6,949,847	1,770,236	34.2%
Information Services					
Information Management Records & Content	788,355	1,524,039	1,088,894	(435,745)	(28.6)%
Legacy Systems Support	604,541	1,815,031	1,494,418	(320,613)	(17.7)%
IT Engineering & Operations	2,841,833	3,501,668	4,252,553	750,885	21.4%
Total Information Services	4,234,729	6,841,338	6,835,865	(5,473)	(0.1)%
Meteorology, Measurement & Rules					
Ambient Air Monitoring	5,144,383	7,520,703	6,933,179	(587,524)	(7.8)%
Laboratory	1,333,133	2,103,091	1,732,106	(370,985)	(17.6)%
Source Test	2,347,339	2,999,569	2,919,837	(79,732)	(2.7)%
Meteorology	1,136,381	1,864,532	909,066	(955,466)	(51.2)%
Air Monitoring Instrument Performance Evaluation	570,481	620,158	641,355	21,197	3.4%
BioWatch Monitoring	1,222,462	1,349,777	1,375,803	26,026	1.9%
Technical Infrastructure and Data Management	336,687	684,411	3,636,965	2,952,554	431.4%
Ambient Air Quality Analysis	5,480	22,400	1,427,535	1,405,135	6,272.9%
Total Meteorology, Measurement & Rules	12,038,346	17,164,641	19,575,846	2,411,205	14.0%
Vacancy Savings		(2,297,214)	(1,547,873)	749,341	(32.6)%
Other Financing Resources	919,322				
Program Distribution	1,490,522				
Transfer In/Out	1,717,691	47,631		(47,631)	(100.0)%
Total Expenditures - General Fund Divisions	103,251,555	104,614,832	122,064,118	17,449,286	16.7%

Capital Expenditure

BUDGET AND FINANCE COMMITTEE
MEETING OF 03/25/2020

**TABLE XII
CAPITAL EXPENDITURE SUMMARY**

The list below includes all capital expenditures budgeted for FYE 2021

	<u>Description</u>	<u>PGM</u>	<u>Capital Type</u>	<u>Amount</u>	<u>Program Total</u>	<u>Division Total</u>
1	One (1) Ambient Air Monitoring Analyzers	802	Lab & Monitoring	330,815		
2	One (1) Particle Speciation Module for PTR/MS	802	Lab & Monitoring	100,000		
3	One (1) Equipment for Testing & Evaluation Lab	802	Lab & Monitoring	250,000	680,815	
4	Two (2) Source Test Analyzers	804	Motorized Equipment	50,000		
5	One (1) Automated Calibration Gas Dilution Manifolds	804	Lab & Monitoring	15,233		
6	Two (2) Automated Isokinetic Sampling Consoles	804	Lab & Monitoring	20,000		
7	One (1) GDF Field Testing Van	804	Lab & Monitoring	60,000	145,233	
8	One (1) Air Monitoring Instrumentation (auditing)	807	Lab & Monitoring	20,400	20,400	846,448
9	One (1) Optical Gas Imaging Camera	403	Lab & Monitoring	100,000	100,000	100,000
10	One (1) Storage Server	603	Computer & Network	40,000	40,000	40,000
11	Richmond Facility Improvement	707	Leasehold Improvement	6,000,000	6,000,000	6,000,000
12	Computer and Equipment	726	Computer & Network Equipment	100,000		
13	Capital Lease for Servers, Telecommunications & Hardware	726	Communications Equipment	400,000	500,000	500,000
14	Office Equipment	701	Office Equipment	1,000	1,000	
15	Public Permitting & Compliance Systems	125	Computer & Network Equipment	2,750,000	2,750,000	2,751,000
Total Capital Expenditures						10,237,448

**TABLE XII
CAPITAL EXPENDITURE DETAILS**

The list below includes all capital expenditures budgeted for FYE 2021

	<u>Item Description</u>	<u>Cost</u>	<u>Program/ Capital Type</u>
1	<u>One (1) Ambient Air Monitoring Analyzers</u> Replacements / upgrades for aging air monitoring equipment.	\$330,815	802/Lab & Monitoring
2	<u>One (1) Particle Speciation Module for PTR/MS</u> Air Monitoring equipment for particle speciation.	\$100,000	802/Lab & Monitoring
3	<u>One (1) Equipment for Testing & Evaluation Lab</u> Equipment for training and advanced monitoring method evaluation	\$250,000	802/Lab & Monitoring
4	<u>Two (2) Source Test Analyzers</u> Replacements for current equipment that reached the end of its useful life.	\$50,000	804/Motorized Equipment
5	<u>One (1) Automated Calibration Gas Dilution Manifolds</u> Automated calibration gas dilution systems for the source test vans to improve efficiency and prevent an increase in current calibration gas inventories while implementing enhanced QA/QC procedures.	\$15,233	804/Lab & Monitoring
6	<u>Two (2) Automated Isokinetic Sampling Consoles</u> Computer controlled and automated isokinetic sampling console to improve source test efficiency, accuracy and QA/QC for particulate and air toxics sampling.	\$20,000	804/Lab & Monitoring
7	<u>One (1) GDF Field Testing Van</u> Replacement field testing van for Gasoline Dispensing Facility (GDF) program. Current vehicle has high mileage and is due to be taken out of service.	\$60,000	804/Lab & Monitoring
8	<u>One (1) Air Monitoring Instrumentation (auditing)</u> Computerized gas dilution system for current equipment that reached the end of its useful life.	\$20,400	807/Lab & Monitoring
9	<u>One (1) Optical Gas Imaging Camera</u> The Optical Gas Imaging Camera is needed for leak detection and repair (LDAR) program for various compliance programs.	\$100,000	403/Lab & Monitoring
10	<u>One (1) Storage Server</u> In support of the AB617 program, the Modeling and Analysis Section analyzes ambient data, conducts regional and local-scale modeling, and prepares data for health impact analyses.	\$40,000	603/Computer & Network
11	<u>Richmond Facility Improvement</u> Office Building Improvement Cost for Richmond Building	\$6,000,000	707/Leasehold Improvement
12	<u>Computer and Equipment</u> Computer & Software Implementation Recordkeeping System	\$100,000	726/Computer & Network Equipment
13	<u>Capital Lease for Servers, Telecommunications & Hardware</u> Lease payment on the District's Capital Lease for Computer, Networking & Telephony equipment	\$400,000	726/Communications Equipment
14	<u>Office Equipment</u> Business Equipment for Finance	\$1,000	701/Office Equipment
15	<u>Public Permitting & Compliance Systems</u> Development and implementation of permitting and enforcement software functionality for medium and complex facilities, including data cleanup and consolidation activities.	\$2,750,000	125/Computer & Network Equipment
	Total Capital Expenditures	\$10,237,448	

General Fund Program Narratives and Expenditure Details

Note: Definitions are provided on page 202-204
And are an integral part of this budget document.

Executive Division

Under the leadership and direction of the Executive Officer/APCO and the Board of Directors, the Executive Office guides the Bay Area Air Quality Management District (Air District) in meeting its mission of protecting and improving public health, air quality, and the global climate. To fulfill this mission, the Air District builds its programs and policies on sound science, develops them with technical expertise and rigor, and executes them with quality. Air District programs and policies include both traditional air quality management approaches and new strategies for achieving clean air.

In FYE 2021, the Air District will continue to implement State and Federal regulations and directives, and will also continue to implement and develop the following key initiatives:

- Clean Air Plan Implementation
- Climate Action Work Program
- Assembly Bill (AB) 617 Implementation
- Wildfire Air Quality Response Program
- Diesel Free by '33 Campaign
- Technology Implementation Office
- Wood Smoke Program and Rule Amendments
- My Air Online Program
- Clean Air Foundation
- Spare the Air Everyday Campaign
- Public Participation Plan Implementation
- Diversity, Equity, and Inclusion Office

The Executive Office is responsible for developing and maintaining strategic partnerships to achieve clean air. These partnerships include but are not limited to collaboration with: community groups, non-profits, peer regional agencies (Metropolitan Transportation Commission, Association of Bay Area Governments & Bay Conservation and Development Commission), regulatory agencies (U.S. Environmental Protection Agency and California Air Resources Board), and associations (California Air Pollution Control Officers Association, Air and Waste Management Association & National Association of Clean Air Agencies), as well as the State Legislature. In FYE 2021, these key partnerships will also address regional coordination of climate protection activities, and implementation of State initiatives such as SB1339, SB375, and AB32 at the regional level.

Managing Division:	
Executive Division	
Contact Person:	
Vanessa Johnson	
Program Purpose:	
Administration and Direction of Air District Programs.	
Description of Program:	
This budget program is responsible for providing overall administration and direction to Air District staff. Through this budget program, the Executive Officer/APCO interprets and oversees implementation of Board directives and policies and administers the business of the Air District.	
Justification of Change Request:	
Not Applicable	
Activities	
Implement and develop key initiatives to meet Air District goals and objectives.	
Coordinate development of Air District's legislative agenda and implement strategy for achieving Air District's legislative goals.	
Coordinate Air District activities with staff, stakeholders, and community groups.	
Help sponsor stakeholder events in support of Air District Initiatives.	
Monitor actions of and serve as liaison to regional governmental agencies (e.g. MTC, ABAG, BCDC), federal and statewide governmental organizations (e.g. U.S. EPA, CARB, CAPCOA), as well as the state legislature, and representatives of the regulated community.	
Compliance and enforcement actions.	
Administer and manage the Bay Area Clean Air Foundation.	
Major Objectives	Delivery Date
Rule Development and Amendments	Ongoing
Issue all non-Title V permits on a timely basis (within a 45 day period)	Ongoing
Production System Implementation	Ongoing
Clean Air Plan Implementation	Ongoing
Assembly Bill (AB) 617 Implementation	Ongoing
Public Participation Plan Implementation	Ongoing
Adopt District Budget for FYE 2021	Ongoing

	Audited Program Expenditures	Approved Program Budget	Proposed Program Budget	FTE/Dollar Change	Percent Change
	2019	2020	2021	\$	%
Number of Positions (FTE)	13.61	16.33	16.88	0.55	3.4%
Personnel Expenditures					
Permanent Salaries 51100	2,508,506	2,648,451	3,154,527	506,076	19.1%
Overtime Salaries 51150	2,537		2,500	2,500	
Temporary Salaries 51200	48,738				
Payroll Taxes 51300	38,811	38,052	47,964	9,912	26.0%
Pension Benefits 51400	469,146	567,392	704,807	137,415	24.2%
FICA Replacement Benefits 51500	27,781	28,644	31,682	3,038	10.6%
Group Insurance Benefits 51600	376,237	296,577	336,667	40,090	13.5%
Employee Transportation Subsidy 51700	32,174	22,888	36,673	13,785	60.2%
Workers' Compensation 51800	7,401	9,274	9,353	84	0.9%
Other Post Employment Benefits 51850	239,554	161,284	162,741	1,457	0.9%
Board Stipends 51900					
Total Personnel Expenditures	3,750,885	3,772,562	4,466,919	714,357	18.9%
Services & Supplies Expenditures					
Travel In-State 52200	29,193	21,000	22,000	1,000	4.8%
Travel Out-of-State 52220	109,097	45,000	45,000		
Training & Education 52300	59,302	30,500	30,500		
Repair & Maintenance (Equipment) 52400					
Communications 52500	15,332	5,000	5,500	500	10.0%
Building Maintenance 52600					
Utilities 52700					
Postage 52800	137		200	200	
Printing & Reproduction 52900	4,076	2,500	2,500		
Equipment Rental 53100					
Rents & Leases 53200	11,072	100,000	109,000	9,000	9.0%
Professional Services & Contracts 53300	1,560,541	1,760,000	1,760,000		
General Insurance 53400					
Shop & Field Supplies 53500	206	6		(6)	(100.0)%
Laboratory Supplies 53600					
Gasoline & Variable Fuel 53700					
Computer Hardware & Software 53800					
Stationery & Office Supplies 53900	5,658	1,000	1,500	500	50.0%
Books & Journals 54100	2,525	500	2,500	2,000	400.0%
Minor Office Equipment 54200					
Total Services & Supplies Expenditures	1,797,189	1,965,506	1,978,700	13,194	0.7%
Capital Expenditures					
Leasehold Improvements 60100					
Building & Grounds 60105					
Office Equipment 60110					
Computer & Network Equipment 60115					
Motorized Equipment 60120					
Lab & Monitoring Equipment 60125					
Communications Equipment 60130					
General Equipment 60135					
PM 2.5 Equipment 60140					
Total Capital Expenditures					
Transfer In/Out	(235,082)				
Total Expenditures	5,312,992	5,738,068	6,465,619	727,551	12.7%

Managing Division:	
Executive Division	
Contact Person:	
Gregory Nudd	
Program Purpose:	
The Bay Area Regional Collaborative (BARC) is a consortium of Board/Commission representatives from the Bay Area Air Quality Management District, Metropolitan Transportation Commission, Association of Bay Area Governments, and Bay Conservation and Development Commission. The BARC addresses cross-cutting issues of regional significance through collaboration and coordination.	
Description of Program:	
The BARC has selected Climate Change as the primary focus of its work. The four regional agencies work together to create coordinated policies, increase efficiencies, leverage resources, and provide better services to local governments that are grappling with climate mitigation and adaptation issues. This program includes Air District financial support for the BARC's assistance to coordinate the Bay Area Clean Air Plan and Regional Climate Action Strategy with the climate policies and programs of the other regional agencies.	
Justification of Change Request:	
Air District funding support for the BARC was included in the Executive Office Program 104 budget and Planning Division Climate Program 608 budget in past fiscal years. Air District funding support for the BARC has been consolidated into this Program budget for FYE 2020.	
Activities	
Provide support for the BARC Executive Director and Program Associate to implement the BARC work plan	
Provide support for limited professional services as needed for the BARC work plan	
Participate in BARC meetings, Executive Director meetings, and cross-agency staff teams	
Coordinate with BARC and member agency staff on climate change issues	
Major Objectives	Delivery Date
Work with BARC and member agency staff to coordinate implementation of the Clean Air Plan/Regional Climate Action Strategy and the Sustainable Communities Strategy	Ongoing
Work with BARC and member agency staff to integrate the Air District's Planning Healthy Places guidance into the Sustainable Communities Strategy Work with BARC and member agency staff to coordinate technical assistance to cities and counties regarding climate action plans	Ongoing
Work with BARC and member agency staff to coordinate technical assistance to cities and counties regarding climate action plans	Ongoing

	Audited Program Expenditures	Approved Program Budget	Proposed Program Budget	FTE/Dollar Change	Percent Change
	2019	2020	2021	\$	%
Number of Positions (FTE)					
Personnel Expenditures					
Permanent Salaries	51100				
Overtime Salaries	51150				
Temporary Salaries	51200				
Payroll Taxes	51300				
Pension Benefits	51400				
FICA Replacement Benefits	51500				
Group Insurance Benefits	51600				
Employee Transportation Subsidy	51700				
Workers' Compensation	51800				
Other Post Employment Benefits	51850				
Board Stipends	51900				
Total Personnel Expenditures					
Services & Supplies Expenditures					
Travel In-State	52200				
Travel Out-of-State	52220				
Training & Education	52300				
Repair & Maintenance (Equipment)	52400				
Communications	52500				
Building Maintenance	52600				
Utilities	52700				
Postage	52800				
Printing & Reproduction	52900				
Equipment Rental	53100				
Rents & Leases	53200				
Professional Services & Contracts	53300	255,434	255,000	370,000	115,000 45.1%
General Insurance	53400				
Shop & Field Supplies	53500				
Laboratory Supplies	53600				
Gasoline & Variable Fuel	53700				
Computer Hardware & Software	53800				
Stationery & Office Supplies	53900				
Books & Journals	54100				
Minor Office Equipment	54200				
Total Services & Supplies Expenditures					
	255,434	255,000	370,000	115,000	45.1%
Capital Expenditures					
Leasehold Improvements	60100				
Building & Grounds	60105				
Office Equipment	60110				
Computer & Network Equipment	60115				
Motorized Equipment	60120				
Lab & Monitoring Equipment	60125				
Communications Equipment	60130				
General Equipment	60135				
PM 2.5 Equipment	60140				
Total Capital Expenditures					
Transfer In/Out					
Total Expenditures					
	255,434	255,000	370,000	115,000	45.1%

Managing Division:	
Executive Division	
Contact Person:	
Mary Ann Okpalaugo	
Program Purpose:	
Reflects the Air District's leadership and commitment to diversity, equity and inclusion within the agency and the Bay Area.	
Description of Program:	
The Air District's Office of DE&I is responsible for developing and integrating principles, practices and strategies for diversity, equity, and inclusion. The primary focus of activities is to review Air District programs, policies, procedures, initiatives and funding to ensure that the vital work of bringing a clear equity lens to the Air District's mission of "protecting public health, air quality and the global climate" is achieved.	
Justification of Change Request:	
None	
Activities	
Facilitate Strategy Initiatives: Communication, Education and Awareness; Employment Practices and Recruiting; Empowerment; Community Outreach and Brand Awareness	
Review Enhanced Complaint Response and Investigation Process	
Leverage Workforce Diversity and Empower Diverse Perspectives throughout Training & Leadership Development	
Establish Practices that Promote Inclusive Voices to Shift Leadership Pipeline	
Oversee Internal Government Alliance on Race & Equity 2020 Learning and Implementation Cohorts	
Major Objectives	Delivery Date
Development of Equity Action Plan	Ongoing
Develop Strategy to Expand Diversity and Inclusion to Recruiting and Promotional Opportunities to Build Pipeline	Ongoing
Implementation of Equity Action Plan	Ongoing
Oversee the Local and Regional Government Alliance on Racial Equity Program 2019 Implementation Cohorts	December 2020

BUDGET AND FINANCE COMMITTEE
MEETING OF 03/25/2020

	Audited Program Expenditures	Approved Program Budget	Proposed Program Budget	FTE/Dollar Change	Percent Change
	2019	2020	2021	\$	%
Number of Positions (FTE)	2.40	1.87	2.22	0.35	18.7%
Personnel Expenditures					
Permanent Salaries 51100	308,110	245,622	327,730	82,108	33.4%
Overtime Salaries 51150	1,150		2,000	2,000	
Temporary Salaries 51200					
Payroll Taxes 51300	4,606	3,521	4,670	1,149	32.6%
Pension Benefits 51400	35,036	54,425	75,214	20,789	38.2%
FICA Replacement Benefits 51500	3,200	3,280	4,174	894	27.3%
Group Insurance Benefits 51600	45,480	36,786	43,379	6,593	17.9%
Employee Transportation Subsidy 51700	3,630	2,621	4,832	2,211	84.4%
Workers' Compensation 51800	935	1,062	1,233	171	16.1%
Other Post Employment Benefits 51850	29,407	18,469	21,444	2,975	16.1%
Board Stipends 51900					
Total Personnel Expenditures	431,554	365,786	484,676	118,890	32.5%
Services & Supplies Expenditures					
Travel In-State 52200	1,152	6,200	6,600	400	6.5%
Travel Out-of-State 52220	1,342	8,200	11,600	3,400	41.5%
Training & Education 52300	10,503	65,000	48,000	(17,000)	(26.2)%
Repair & Maintenance (Equipment) 52400					
Communications 52500					
Building Maintenance 52600					
Utilities 52700					
Postage 52800					
Printing & Reproduction 52900	1,558	6,000	6,000		
Equipment Rental 53100					
Rents & Leases 53200					
Professional Services & Contracts 53300	46,987	400,000	254,000	(146,000)	(36.5)%
General Insurance 53400					
Shop & Field Supplies 53500		500		(500)	(100.0)%
Laboratory Supplies 53600					
Gasoline & Variable Fuel 53700					
Computer Hardware & Software 53800					
Stationery & Office Supplies 53900	536	500	700	200	40.0%
Books & Journals 54100					
Minor Office Equipment 54200					
Total Services & Supplies Expenditures	62,078	486,400	326,900	(159,500)	(32.8)%
Capital Expenditures					
Leasehold Improvements 60100					
Building & Grounds 60105					
Office Equipment 60110					
Computer & Network Equipment 60115					
Motorized Equipment 60120					
Lab & Monitoring Equipment 60125					
Communications Equipment 60130					
General Equipment 60135					
PM 2.5 Equipment 60140					
Total Capital Expenditures					
Transfer In/Out	(48,384)				
Total Expenditures	445,248	852,186	811,576	(40,610)	(4.8)%

Managing Division:	
Executive Division	
Contact Person:	
Vanessa Johnson	
Program Purpose:	
Oversee Activities of the Board of Directors.	
Description of Program:	
Administration of activities of the Board of Directors.	
Justification of Change Request:	
None	
Activities	
Prepare and distribute all meeting materials, including agendas, minutes and correspondence for Board of Directors regular and special meetings, approximately 20 per year. Prepare all logistics for Board of Directors regular and special meetings, including scheduling, polling, providing refreshments, preparation of facilities, and legal noticing requirements, approximately 20 per year. Prepare and distribute all agenda materials and logistics for Board of Directors Committee meetings, approximately 20 per year. Receive, route, and appropriately address all correspondence directed to the Board. Track, process and issue monthly travel reimbursement and per diem payments for each member of the Board of Directors. Prepare all travel logistics for Board of Directors participation at the Annual Air & Waste Management Association (A&WMA) Conference. Maintain archive of Board materials, including minutes, agendas, correspondence and adopted resolutions. Maintain the Air District's website as it relates to the Board of Directors membership, calendar, meeting materials and minutes. Assure timely filing of Statement of Economic Interests with the California Fair Political Practices Commission.	
Prepare all logistics for Board of Directors regular and special meetings, including scheduling, polling, providing refreshments, preparation of facilities, and legal noticing requirements, approximately 20 per year.	
Prepare and distribute all agenda materials and logistics for Board of Directors Committee meetings, approximately 20 per year. Receive, route, and appropriately address all correspondence directed to the Board.	
Receive, route, and appropriately address all correspondence directed to the Board.	
Track, process and issue monthly travel reimbursement and per diem payments for each member of the Board of Directors.	
Prepare all travel logistics for Board of Directors participation at the Annual Air & Waste Management Association (A&WMA) Conference.	
Maintain archive of Board materials, including minutes, agendas, correspondence and adopted resolutions.	
Maintain the Air District's website as it relates to the Board of Directors membership, calendar, meeting materials and minutes.	
Assure timely filing of Statement of Economic Interests with the California Fair Political Practices Commission.	
Major Objectives	Delivery Date
Coordinate all Board and Committee meetings.	Ongoing
Coordinate Board Ethics Training and Unconscious Bias Training.	Ongoing
Coordinate New Board Member Orientation.	Ongoing
Coordinate transition to new Chair of the Board of Directors.	Annually
Coordinate Board of Directors Annual Retreat.	Annually
Update of Board Committee assignments.	Ongoing

		Audited Program Expenditures	Approved Program Budget	Proposed Program Budget	FTE/Dollar Change	Percent Change
		2019	2020	2021	\$	%
Number of Positions (FTE)		3.08	1.44	2.57	1.13	78.5%
Personnel Expenditures						
Permanent Salaries	51100	290,044	154,663	305,807	151,144	97.7%
Overtime Salaries	51150	3,157				
Temporary Salaries	51200					
Payroll Taxes	51300	4,273	2,212	4,370	2,158	97.6%
Pension Benefits	51400	32,922	31,714	64,779	33,065	104.3%
FICA Replacement Benefits	51500	3,069	2,526	4,828	2,302	91.1%
Group Insurance Benefits	51600	41,780	24,154	45,222	21,068	87.2%
Employee Transportation Subsidy	51700	3,934	2,018	5,558	3,570	176.9%
Workers' Compensation	51800	880	818	1,423	608	74.3%
Other Post Employment Benefits	51850	27,687	14,222	24,796	10,574	74.3%
Board Stipends	51900	60,600	60,000	60,000		
Total Personnel Expenditures		468,346	292,327	516,816	224,489	76.8%
Services & Supplies Expenditures						
Travel In-State	52200	19,834	14,000	18,000	4,000	28.6%
Travel Out-of-State	52220	37,130	16,000	12,000	(4,000)	(25.0)%
Training & Education	52300	30,041	30,000	28,000	(2,000)	(6.7)%
Repair & Maintenance (Equipment)	52400					
Communications	52500					
Building Maintenance	52600					
Utilities	52700					
Postage	52800					
Printing & Reproduction	52900					
Equipment Rental	53100					
Rents & Leases	53200					
Professional Services & Contracts	53300	13,565	21,000	23,000	2,000	9.5%
General Insurance	53400					
Shop & Field Supplies	53500					
Laboratory Supplies	53600					
Gasoline & Variable Fuel	53700					
Computer Hardware & Software	53800					
Stationery & Office Supplies	53900	78		100	100	
Books & Journals	54100	1,148		500	500	
Minor Office Equipment	54200					
Total Services & Supplies Expenditures		101,796	81,000	81,600	600	0.7%
Capital Expenditures						
Leasehold Improvements	60100					
Building & Grounds	60105					
Office Equipment	60110					
Computer & Network Equipment	60115					
Motorized Equipment	60120					
Lab & Monitoring Equipment	60125					
Communications Equipment	60130					
General Equipment	60135					
PM 2.5 Equipment	60140					
Biotech Equipment	60145					
Total Capital Expenditures						
Transfer In/Out						
Total Expenditures		570,142	373,327	598,416	225,089	60.3%

Managing Division:	
Executive Division	
Contact Person:	
Vanessa Johnson	
Program Purpose:	
Records, documents, and maintains records of actions of the quasi-judicial Hearing Board.	
Description of Program:	
The Hearing Board is a quasi-judicial body that rules on particular cases that affect only individual facilities. It is authorized to hear requests for variance relief, permit revocation, abatement orders, and appeals by permit applicants, or by interested third parties, concerning the issuance or denial of permits.	
Justification of Change Request:	
None	
Activities	
Prepare logistics for all Hearing Board meetings, including scheduling, polling, providing refreshments, preparation of facilities, and legal noticing requirements. Develop and maintain Hearing Board calendar and schedules.	
Develop and maintain Hearing Board calendar and schedules.	
Attend all hearings of the Hearing Board.	
Draft selected Orders for Hearing Board review and signature.	
Print and reproduce Hearing Board notices.	
Maintain Record of Actions (Docket Book).	
Prepare and maintain docket files for each hearing.	
Collect required fees from Applicants.	
Follow-up on actions resulting from Hearing Board Orders/decisions.	
Process incoming documents and inquiries	
Make arrangements for all off-site hearings.	
Research, compile and prepare reports for presentation to the Board of Directors and others as requested by the Hearing Board.	
Arrange for Hearing Board members attendance at Hearing Board Conferences and CARB Trainings.	
Track, process and issue monthly travel reimbursement and per diem payments for each member of the Hearing Board.	
Archive Hearing Board Dockets and related documents.	
Maintain the Air District's website as it pertains to the Hearing Board membership, calendar, and decisions/orders.	
Coordinate recruitment and orientation of new Hearing Board members as necessary.	
Major Objectives	Delivery Date
Coordinate Hearing Board Activities	Ongoing

		Audited Program Expenditures	Approved Program Budget	Proposed Program Budget	FTE/Dollar Change	Percent Change
		2019	2020	2021	\$	%
Number of Positions (FTE)		0.19	0.24	0.12	(0.12)	(50.0)%
Personnel Expenditures						
Permanent Salaries	51100	20,649	25,123	14,867	(10,256)	(40.8)%
Overtime Salaries	51150	116				
Temporary Salaries	51200					
Payroll Taxes	51300	345	359	211	(148)	(41.2)%
Pension Benefits	51400	3,977	5,052	3,115	(1,937)	(38.3)%
FICA Replacement Benefits	51500	231	421	242	(179)	(42.5)%
Group Insurance Benefits	51600	3,152	3,203	2,057	(1,146)	(35.8)%
Employee Transportation Subsidy	51700	249	336	230	(56)	(16.7)%
Workers' Compensation	51800	63	136	72	(64)	(47.1)%
Other Post Employment Benefits	51850	1,971	2,370	1,244	(1,126)	(47.5)%
Board Stipends	51900	4,300	32,000	32,000		
Total Personnel Expenditures		35,053	69,000	54,088	(14,912)	(21.6)%
Services & Supplies Expenditures						
Travel In-State	52200	1,170	1,000	1,000		
Travel Out-of-State	52220	1,239				
Training & Education	52300	790	1,000	1,100	100	10.0%
Repair & Maintenance (Equipment)	52400					
Communications	52500					
Building Maintenance	52600					
Utilities	52700					
Postage	52800					
Printing & Reproduction	52900		1,500	1,500		
Equipment Rental	53100					
Rents & Leases	53200					
Professional Services & Contracts	53300	648	5,000	5,000		
General Insurance	53400					
Shop & Field Supplies	53500					
Laboratory Supplies	53600					
Gasoline & Variable Fuel	53700					
Computer Hardware & Software	53800					
Stationery & Office Supplies	53900		250	250		
Books & Journals	54100		500	500		
Minor Office Equipment	54200		250	250		
Total Services & Supplies Expenditures		3,847	9,500	9,600	100	1.1%
Capital Expenditures						
Leasehold Improvements	60100					
Building & Grounds	60105					
Office Equipment	60110					
Computer & Network Equipment	60115					
Motorized Equipment	60120					
Lab & Monitoring Equipment	60125					
Communications Equipment	60130					
General Equipment	60135					
PM 2.5 Equipment	60140					
Biotech Equipment	60145					
Total Capital Expenditures						
Transfer In/Out						
Total Expenditures		38,900	78,500	63,688	(14,812)	(18.9)%

Managing Division:	
Executive Division	
Contact Person:	
Vanessa Johnson	
Program Purpose:	
The Advisory Council studies and makes recommendations on specific matters referred from the Board of Directors or the Air Pollution Control Officer. Matters can include technical, social, economic and environmental aspects of air quality issues.	
Description of Program:	
The Advisory Council is comprised of 7 members, appointed by the Board of Directors. SB1415 requires that the Advisory Council members be skilled and experienced in the fields of air pollution, climate change, or the health impacts of air pollution. The Council advises and consults with the Board of Directors and Executive Officer and makes recommendations and reports on matters that affect both policy and the legislative agenda. The Council will meet approximately (4) times per year. The meeting may include presentations by speakers who are experts in a specific topic. Presentations, materials and recommendations received are discussed and a report is prepared for the Board of Directors.	
Justification of Change Request:	
None	
Activities	
Prepare and distribute all meeting materials, including agendas and minutes for Advisory Council regular and special meetings, approximately 4 per year.	
Prepare logistics for all Advisory Council regular and special meetings, including scheduling, polling, providing refreshments, preparation of facilities, providing stenographer, and legal noticing requirements, approximately 4 per year.	
Make travel, registration and payment arrangements for Advisory Council participation at the annual Air and Waste Management Association Conference.	
Maintain archive of Advisory Council materials, including minutes, agendas, and presentations.	
Maintain the District's website as it relates to the Advisory Council membership, calendar, meeting materials and minutes.	
Attend all regular and Committee meetings of the Advisory Council.	
Track, process and issue quarterly travel reimbursement for each member of the Advisory Council.	
Coordinate recruitment of new Advisory Council members as necessary.	
Major Objectives	Delivery Date
Coordinate activities of the Advisory Council.	Ongoing
Conduct approximately four (4) meetings, based on the topics selected by the Board of Directors and Executive Officer..	Ongoing
Discuss the presentations, materials and recommendations received at the meetings, and prepare and present a report to the Board of Directors.	Ongoing

		Audited Program Expenditures	Approved Program Budget	Proposed Program Budget	FTE/Dollar Change	Percent Change
		2019	2020	2021	\$	%
Number of Positions (FTE)		0.13	0.06	0.16	0.10	166.7%
Personnel Expenditures						
Permanent Salaries	51100	10,928	6,147	18,378	12,231	199.0%
Overtime Salaries	51150	30				
Temporary Salaries	51200					
Payroll Taxes	51300	156	88	260	172	195.5%
Pension Benefits	51400	1,341	1,245	3,873	2,628	211.1%
FICA Replacement Benefits	51500	112	105	317	212	201.9%
Group Insurance Benefits	51600	1,508	801	2,642	1,841	229.8%
Employee Transportation Subsidy	51700	119	84	357	283	336.9%
Workers' Compensation	51800	33	34	94	60	176.5%
Other Post Employment Benefits	51850	1,043	593	1,630	1,037	174.9%
Board Stipends	51900					
Total Personnel Expenditures		15,270	9,097	27,561	18,464	203.0%
Services & Supplies Expenditures						
Travel In-State	52200	2,023	4,000	4,000		
Travel Out-of-State	52220	7,135	11,000	10,000	(1,000)	(9.1)%
Training & Education	52300	3,638	2,000	3,000	1,000	50.0%
Repair & Maintenance (Equipment)	52400					
Communications	52500					
Building Maintenance	52600					
Utilities	52700					
Postage	52800					
Printing & Reproduction	52900		1,000	1,000		
Equipment Rental	53100					
Rents & Leases	53200					
Professional Services & Contracts	53300	5,626	405,000	406,000	1,000	0.2%
General Insurance	53400					
Shop & Field Supplies	53500					
Laboratory Supplies	53600					
Gasoline & Variable Fuel	53700					
Computer Hardware & Software	53800					
Stationery & Office Supplies	53900					
Books & Journals	54100					
Minor Office Equipment	54200					
Total Services & Supplies Expenditures		18,422	423,000	424,000	1,000	0.2%
Capital Expenditures						
Leasehold Improvements	60100					
Building & Grounds	60105					
Office Equipment	60110					
Computer & Network Equipment	60115					
Motorized Equipment	60120					
Lab & Monitoring Equipment	60125					
Communications Equipment	60130					
General Equipment	60135					
PM 2.5 Equipment	60140					
Biotech Equipment	60145					
Total Capital Expenditures						
Transfer In/Out						
Total Expenditures		33,692	432,097	451,561	19,464	4.5%

Managing Division:	
Executive Division	
Contact Person:	
Joy Chan	
Program Purpose:	
This program provides design, development, implementation and business systems support for the District's online services.	
Description of Program:	
This program is responsible for software development and implementation of online enterprise software systems for the District. These include public websites as well as online systems supporting permitting, compliance, incentives and presentation of data to the public.	
Justification of Change Request:	
Activities	
Permitting and compliance development and implementation.	
Public facing data system development and implementation.	
Major Objectives	Delivery Date
Design and implementation of public facing data system.	Daily
Support Databank and IRIS data transfer to the permitting and compliance systems.	Daily
Implementation of software development lifecycle standards	Daily

BUDGET AND FINANCE COMMITTEE
MEETING OF 03/25/2020

		Audited Program Expenditures	Approved Program Budget	Proposed Program Budget	FTE/Dollar Change	Percent Change
		2019	2020	2021	\$	%
Number of Positions (FTE)		7.84	3.04	5.42	2.38	78.3%
Personnel Expenditures						
Permanent Salaries	51100	1,058,088	460,145	823,418	363,273	78.9%
Overtime Salaries	51150	18,416				
Temporary Salaries	51200					
Payroll Taxes	51300	15,986	6,607	11,804	5,197	78.7%
Pension Benefits	51400	129,019	93,106	172,889	79,783	85.7%
FICA Replacement Benefits	51500	11,517	5,332	10,177	4,845	90.9%
Group Insurance Benefits	51600	156,763	60,874	105,531	44,657	73.4%
Employee Transportation Subsidy	51700	13,281	4,261	11,730	7,519	176.5%
Workers' Compensation	51800	3,210	1,726	3,005	1,280	74.2%
Other Post Employment Benefits	51850	101,000	30,025	52,273	22,248	74.1%
Board Stipends	51900					
Total Personnel Expenditures		1,507,280	662,076	1,190,878	528,802	79.9%
Services & Supplies Expenditures						
Travel In-State	52200		5,000		(5,000)	(100.0)%
Travel Out-of-State	52220					
Training & Education	52300		15,000	15,000		
Repair & Maintenance (Equipment)	52400					
Communications	52500	2,223		2,500	2,500	
Building Maintenance	52600					
Utilities	52700					
Postage	52800					
Printing & Reproduction	52900		1,000		(1,000)	(100.0)%
Equipment Rental	53100					
Rents & Leases	53200					
Professional Services & Contracts	53300	55	150,000	150,000		
General Insurance	53400					
Shop & Field Supplies	53500					
Laboratory Supplies	53600					
Gasoline & Variable Fuel	53700					
Computer Hardware & Software	53800	13,092	100,000	100,000		
Stationery & Office Supplies	53900					
Books & Journals	54100					
Minor Office Equipment	54200					
Non-capital assets	54600					
Total Services & Supplies Expenditures		208,941	271,000	267,500	(3,500)	(1.3)%
Capital Expenditures						
Leasehold Improvements	60100					
Building & Grounds	60105					
Office Equipment	60110					
Computer & Network Equipment	60115	3,147,170	2,625,000	2,750,000	125,000	4.8%
Motorized Equipment	60120					
Lab & Monitoring Equipment	60125					
Communications Equipment	60130					
General Equipment	60135					
PM 2.5 Equipment	60140					
Biotech Equipment	60145					
Total Capital Expenditures		3,147,170	2,625,000	2,750,000	125,000	4.8%
Transfer In/Out						
Total Expenditures		4,863,391	3,558,076	4,208,378	650,302	18.3%

Managing Division:	
Executive Division	
Contact Person:	
Anja Page	
Program Purpose:	
The Air District Websites support and maintain the agency's web presence to provide the public with information about air quality, including health alerts and real-time air quality data, plans and technical information, as well as access to registrations, permits, regulations and other information for business and industry constituents.	
Description of Program:	
Development, support, and maintenance of the Air District's web content management system (Sitecore) and websites, including BAAQMD.gov and SparetheAir.org.	
Justification of Change Request:	
The Air District will endeavor to further develop main and tertiary website components, minimize operational support by modernizing data management practices, and allow for greater public accessibility in order to continue to support Air District Initiatives.	
Activities	
Collaborate on efforts to increase multilingual translation, accessibility, and legal compliance for Air District websites	
Support, assist, and train Division Content Editors in the use of the web content management system	
Ensure content meets grammatical conventions, reading-level standards, and consistency requirements	
Develop, test, and implement new features and website components while providing technical support for online services	
Maintain and manage website systems with ongoing upgrades and improvements	
Monitor visitor usage through statistics and logs to inform priorities and decisions on feature development	
Document website processes, issue resolution, and functionality	
Major Objectives	Delivery Date
Work to improve functionality, increase visitor engagement, and prioritize content and relevant information	Ongoing
Continuously enhance the translation strategy for multilingual access and usage strategies for insights on visitor needs	Ongoing
Complete ongoing refinements to development plans, content strategies, feature roadmaps, and guidelines	Ongoing
Increase access to websites and online services across a broad range of devices and systems	Ongoing
Continuously improve performance, website structure, information access, usability, and user experience	Ongoing

Website Development & Maintenance

309

	Audited Program Expenditures	Approved Program Budget	Proposed Program Budget	FTE/Dollar Change	Percent Change
	2019	2020	2021	\$	%
Number of Positions (FTE)	2.02	1.84	2.19	0.35	19.0%
Personnel Expenditures					
Permanent Salaries 51100	276,477	250,653	325,341	74,688	29.8%
Overtime Salaries 51150					
Temporary Salaries 51200	5,005				
Payroll Taxes 51300	4,262	3,595	4,633	1,038	28.9%
Pension Benefits 51400	48,212	53,516	72,034	18,518	34.6%
FICA Replacement Benefits 51500	3,064	3,227	4,121	894	27.7%
Group Insurance Benefits 51600	41,836	35,710	44,448	8,738	24.5%
Employee Transportation Subsidy 51700	3,332	2,579	4,771	2,192	85.0%
Workers' Compensation 51800	839	1,045	1,217	172	16.5%
Other Post Employment Benefits 51850	26,392	18,173	21,171	2,998	16.5%
Board Stipends 51900					
Total Personnel Expenditures	409,419	368,498	477,736	109,238	29.6%
Services & Supplies Expenditures					
Travel In-State 52200					
Travel Out-of-State 52220					
Training & Education 52300		6,000	6,000		
Repair & Maintenance (Equipment) 52400					
Communications 52500	2,174	2,000	2,500	500	25.0%
Building Maintenance 52600					
Utilities 52700					
Postage 52800					
Printing & Reproduction 52900					
Equipment Rental 53100					
Rents & Leases 53200					
Professional Services & Contracts 53300	960,155	917,581	1,008,000	90,419	9.9%
General Insurance 53400					
Shop & Field Supplies 53500					
Laboratory Supplies 53600					
Gasoline & Variable Fuel 53700					
Computer Hardware & Software 53800	19,934	142,000	150,000	8,000	5.6%
Stationery & Office Supplies 53900					
Books & Journals 54100					
Minor Office Equipment 54200					
Total Services & Supplies Expenditures	982,263	1,067,581	1,166,500	98,919	9.3%
Capital Expenditures					
Leasehold Improvements 60100					
Building & Grounds 60105					
Office Equipment 60110					
Computer & Network Equipment 60115					
Motorized Equipment 60120					
Lab & Monitoring Equipment 60125					
Communications Equipment 60130					
General Equipment 60135					
PM 2.5 Equipment 60140					
Biotech Equipment 60145					
Total Capital Expenditures					
Transfer In/Out	(44,429)				
Total Expenditures	1,347,253	1,436,079	1,644,236	208,157	14.5%

Managing Division:	
Executive Division	
Contact Person:	
Stephanie Osaze	
Program Purpose:	
The Finance/Accounting Program is responsible for maintaining the fiscal stewardship and financial accountability of the District. test type	
Description of Program:	
This program includes receipt and disbursement of District funds, and associated accounting activities. Accounting staff ensure that all receipts and expenditures are consistent with the approved District budget. The program is also responsible for the fiscal maintenance of TFCA, MSIF, CMP, Goods Movement as well as Federal and State grant funding.	
Justification of Change Request:	
Not Applicable	
Activities	
Reconcile various grants and assist in preparation of reimbursement request reports.	
Reconcile receipts and disbursements with County Treasurer's Office Reports.	
Prepare quarterly comparison statements for the Budget and Finance Committee presentation.	
Prepare for the annual audit of the District's financial records.	
Analyze and Prepare the annual cost recovery for permitted sources	
Process receipts (checks/credit card payments) on a daily basis. (avg. 1,200 checks/mo).	
Prepare annual proposed budget book.	
Process vendor invoices on a daily basis	
Major Objectives	Delivery Date
Provide budget variance reports to Program Managers within 30 days of period end.	Monthly
Provide timely financial reports to Division Directors/Officer using Qwestica	Ongoing
Complete Annual Financial Report	Annually
Ensure timely payment of accounts payable	Daily
Record timely processing of check and credit card receipts.	Daily
Continue implementation of Qwestica Phase 2 and other budget feature enhancements	December 2020
Develop a JDE User Manual for Finance Office	December 2020
Update the Air District's Annual Financial Plan	Annually

		Audited Program Expenditures	Approved Program Budget	Proposed Program Budget	FTE/Dollar Change	Percent Change
		2019	2020	2021	\$	%
Number of Positions (FTE)		9.97	9.95	13.05	3.10	31.2%
Personnel Expenditures						
Permanent Salaries	51100	958,057	1,039,109	1,460,006	420,897	40.5%
Overtime Salaries	51150	245		1,000	1,000	
Temporary Salaries	51200					
Payroll Taxes	51300	14,821	14,853	20,669	5,816	39.2%
Pension Benefits	51400	182,535	224,620	321,619	96,999	43.2%
FICA Replacement Benefits	51500	10,582	17,453	24,488	7,035	40.3%
Group Insurance Benefits	51600	144,031	188,789	262,674	73,885	39.1%
Employee Transportation Subsidy	51700	15,170	13,946	28,345	14,399	103.2%
Workers' Compensation	51800	2,894	5,651	7,233	1,582	28.0%
Other Post Employment Benefits	51850	91,064	98,272	125,783	27,511	28.0%
Board Stipends	51900					
Total Personnel Expenditures		1,419,399	1,602,693	2,251,817	649,124	40.5%
Services & Supplies Expenditures						
Travel In-State	52200	8,123	3,000	9,500	6,500	216.7%
Travel Out-of-State	52220		3,000	1,500	(1,500)	(50.0)%
Training & Education	52300	12,205	6,000	10,000	4,000	66.7%
Repair & Maintenance (Equipment)	52400		1,000	800	(200)	(20.0)%
Communications	52500	184	1,000	1,000		
Building Maintenance	52600					
Utilities	52700					
Postage	52800					
Printing & Reproduction	52900	6,748	8,000	9,000	1,000	12.5%
Equipment Rental	53100					
Rents & Leases	53200					
Professional Services & Contracts	53300	667,393	526,000	591,000	65,000	12.4%
General Insurance	53400					
Shop & Field Supplies	53500					
Laboratory Supplies	53600					
Gasoline & Variable Fuel	53700					
Computer Hardware & Software	53800	3,212	2,000	1,500	(500)	(25.0)%
Stationery & Office Supplies	53900	1,919	3,000		(3,000)	(100.0)%
Books & Journals	54100	157	800		(800)	(100.0)%
Minor Office Equipment	54200	382	3,000		(3,000)	(100.0)%
Total Services & Supplies Expenditures		700,323	556,800	624,300	67,500	12.1%
Capital Expenditures						
Leasehold Improvements	60100					
Building & Grounds	60105					
Office Equipment	60110			1,000	1,000	
Computer & Network Equipment	60115					
Motorized Equipment	60120					
Lab & Monitoring Equipment	60125					
Communications Equipment	60130					
General Equipment	60135					
PM 2.5 Equipment	60140					
Biotech Equipment	60145					
Total Capital Expenditures				1,000	1,000	
Transfer In/Out		(135,618)				
Total Expenditures		1,984,104	2,159,493	2,877,117	717,624	33.2%

BUDGET AND FINANCE COMMITTEE
MEETING OF 03/25/2020

- Page Intentionally Left Blank -

Administrative Resources Division

The Administrative Resources Division provides administrative and operational support functions for the Air District, and is comprised of the Executive Operations Office, Business Office, Fleet and Facilities Office, Finance Office and the Human Resources Office.

The Executive Operations Office is responsible for providing overall administration and direction to Air District staff. Through this office, the Executive Officer/APCO interprets and oversees implementation of Board directives and policies and administers the business of the Air District.

The Business Office is responsible for contracts, purchasing, non-workers compensation risk management, and office support services.

The Fleet and Facilities Office is responsible for the acquisition and maintenance of the vehicle fleet, planning, maintenance and operations of Air District facilities, and general security/safety. Testing

The Human Resources Office is responsible for personnel matters including payroll and benefits, labor and employee relations, recruitment and testing, processing personnel actions, employee performance appraisal and recognition programs, organizational development and training, health and safety compliance, workers compensation and special events coordination.

BUDGET AND FINANCE COMMITTEE
MEETING OF 03/25/2020

Managing Division:	
Administrative Resources Division	
Contact Person:	
Judy Yu	
Program Purpose:	
Administer payroll for District employees.	
Description of Program:	
The Payroll Program includes administering all aspects of the Air District's payroll, leave accruals, disability payments, and other related benefits dealing with payroll. It includes maintaining and utilizing the current Dayforce payroll system.	
Justification of Change Request:	
The new payroll system will require additional customizations to improve process and workflow. Customized training is necessary to maximize the utilization of the payroll system. The budget is increased to reflect these additional cost.	
Activities	
Process biweekly payroll.	
Maintain payroll and time keeping system.	
Monitor leave accruals.	
Audit payroll records.	
Customize payroll system to improve process and workflow.	
Generate payroll reports.	
Respond to employment verifications and other external request for payroll information.	
Monitor and comply with federal, state, and local regulations related to payroll.	
Implement self-service features of payroll system.	
Major Objectives	Delivery Date
Administer and process biweekly payroll in an efficient and effective manner. Assists with problem solving on all aspects of payroll.	Ongoing
Implement new features of the payroll and timekeeping system and customize system to improve process and workflow.	Ongoing

BUDGET AND FINANCE COMMITTEE
MEETING OF 03/25/2020

	Audited Program Expenditures	Approved Program Budget	Proposed Program Budget	FTE/Dollar Change	Percent Change
	2019	2020	2021	\$	%
Number of Positions (FTE)	0.78	0.93	2.08	1.15	123.7%
Personnel Expenditures					
Permanent Salaries 51100	95,225	104,057	238,351	134,294	129.1%
Overtime Salaries 51150					
Temporary Salaries 51200					
Payroll Taxes 51300	1,426	1,489	3,376	1,887	126.7%
Pension Benefits 51400	16,496	22,551	52,815	30,264	134.2%
FICA Replacement Benefits 51500	1,023	1,631	3,906	2,275	139.5%
Group Insurance Benefits 51600	13,953	20,296	40,256	19,960	98.3%
Employee Transportation Subsidy 51700	1,168	1,303	4,521	3,218	247.0%
Workers' Compensation 51800	289	528	1,154	626	118.6%
Other Post Employment Benefits 51850	9,084	9,185	20,064	10,879	118.4%
Board Stipends 51900					
Total Personnel Expenditures	138,664	161,040	364,443	203,403	126.3%
Services & Supplies Expenditures					
Travel In-State 52200					
Travel Out-of-State 52220	2,221	1,400	4,200	2,800	200.0%
Training & Education 52300		1,600	2,000	400	25.0%
Repair & Maintenance (Equipment) 52400					
Communications 52500					
Building Maintenance 52600					
Utilities 52700					
Postage 52800					
Printing & Reproduction 52900					
Equipment Rental 53100					
Rents & Leases 53200					
Professional Services & Contracts 53300	146,633	120,000	160,000	40,000	33.3%
General Insurance 53400					
Shop & Field Supplies 53500					
Laboratory Supplies 53600					
Gasoline & Variable Fuel 53700					
Computer Hardware & Software 53800					
Stationery & Office Supplies 53900					
Books & Journals 54100					
Minor Office Equipment 54200					
Total Services & Supplies Expenditures	148,854	123,000	166,200	43,200	35.1%
Capital Expenditures					
Leasehold Improvements 60100					
Building & Grounds 60105					
Office Equipment 60110					
Computer & Network Equipment 60115					
Motorized Equipment 60120					
Lab & Monitoring Equipment 60125					
Communications Equipment 60130					
General Equipment 60135					
PM 2.5 Equipment 60140					
Biotech Equipment 60145					
Total Capital Expenditures					
Transfer In/Out	(15,547)				
Total Expenditures	271,971	284,040	530,643	246,603	86.8%

Managing Division:	
Administrative Resources Division	
Contact Person:	
Judy Yu	
Program Purpose:	
Administer benefits, workers' compensation, and safety programs for District employees.	
Description of Program:	
The Benefits Administration Program includes administering all aspect of employee and retiree benefits, workers' compensation, safety, ergonomics and special events. It includes maintaining and utilizing the human resources information systems.	
Justification of Change Request:	
None	
Activities	
Administer benefits for employees and retirees in compliance with policies and procedures.	
Administer health, dental, vision, life and long term disability plans.	
Administer retirement and pension plans.	
Administer flexible spending accounts, employee assistance program, and transit subsidy.	
Administer onboarding and separation.	
Maintain human resources information systems.	
Administer workers' compensation program.	
Administer safety and ergonomics program.	
Conduct a variety of benefits, safety, special trainings and events.	
Administer requirements for respiratory fitness medical examinations.	
Monitor and comply with federal, state, and local regulations related to benefits.	
Major Objectives	Delivery Date
Administer employee benefit program.	Ongoing
Develop and administer the worker's compensation, safety and ergonomic program.	Ongoing
Provide management and employee consultation regarding benefits administration.	Ongoing
Review and perform cost benefit analysis of existing benefit contracts and consider alternative plans.	Ongoing

		Audited Program Expenditures	Approved Program Budget	Proposed Program Budget	FTE/Dollar Change	Percent Change
		2019	2020	2021	\$	%
Number of Positions (FTE)		1.29	0.89	2.41	1.52	170.8%
Personnel Expenditures						
Permanent Salaries	51100	132,404	91,908	242,279	150,371	163.6%
Overtime Salaries	51150	1,122				
Temporary Salaries	51200	1,773				
Payroll Taxes	51300	204,360	1,314	3,420	2,106	160.3%
Pension Benefits	51400	24,646	19,082	50,791	31,709	166.2%
FICA Replacement Benefits	51500	195,756	1,561	4,526	2,965	189.9%
Group Insurance Benefits	51600	2,625,604	2,772,567	3,006,753	234,186	8.4%
Employee Transportation Subsidy	51700	1,698	1,247	5,240	3,993	320.2%
Workers' Compensation	51800	41,817	505	1,337	832	164.8%
Other Post Employment Benefits	51850	13,715	8,790	23,251	14,461	164.5%
Board Stipends	51900					
Total Personnel Expenditures		3,242,895	2,896,974	3,337,597	440,623	15.2%
Services & Supplies Expenditures						
Travel In-State	52200	1,129	2,600	2,800	200	7.7%
Travel Out-of-State	52220		1,400	1,400		
Training & Education	52300	11,215	66,000	54,000	(12,000)	(18.2)%
Repair & Maintenance (Equipment)	52400					
Communications	52500					
Building Maintenance	52600					
Utilities	52700					
Postage	52800					
Printing & Reproduction	52900					
Equipment Rental	53100					
Rents & Leases	53200					
Professional Services & Contracts	53300	51,623	126,000	140,000	14,000	11.1%
General Insurance	53400					
Shop & Field Supplies	53500	19,957	35,000	35,000		
Laboratory Supplies	53600					
Gasoline & Variable Fuel	53700					
Computer Hardware & Software	53800					
Stationery & Office Supplies	53900					
Books & Journals	54100					
Minor Office Equipment	54200					
Total Services & Supplies Expenditures		83,924	231,000	233,200	2,200	1.0%
Capital Expenditures						
Leasehold Improvements	60100					
Building & Grounds	60105					
Office Equipment	60110					
Computer & Network Equipment	60115					
Motorized Equipment	60120					
Lab & Monitoring Equipment	60125					
Communications Equipment	60130					
General Equipment	60135					
PM 2.5 Equipment	60140					
Total Capital Expenditures						
Transfer In/Out		(362,957)				
Total Expenditures		2,963,862	3,127,974	3,570,797	442,823	14.2%

Managing Division:	
Administrative Resources Division	
Contact Person:	
Judy Yu	
Program Purpose:	
Provide appropriate workplace learning and organization development to increase organizational effectiveness and results through training and development activities. Administer wellness events and activities to increase the well-being of the staff.	
Description of Program:	
The District's training and development program includes career developmental training for all non-management employees; and career developmental training, skills enhancement, safety, knowledge transfer, and succession planning for supervisory and management employees. It includes analysis of needs assessments and implementation of workforce development activities as part of an overall strategy to retain a top performing and motivated workforce. The program also includes the administration and coordination of wellness activities and events.	
Justification of Change Request:	
The District will be working on a 5-year employee engagement plan. The budget is increased to reflect the additional cost of this initiative.	
Activities	
Provide District-wide and Division-specific trainings as requested or needed.	
Develop leadership development program and mentorship program as part of overall succession planning.	
Provide Ethics, Harassment Prevention, and any required trainings.	
Provide coaching and development support to management and staff as needed.	
Administer the performance evaluation program.	
Administer the educational reimbursement program.	
Coordinate and implement the various wellness activities and events.	
Coordinate the employee engagement program.	
Monitor and comply with federal, state, and local regulations related to training.	
Major Objectives	Delivery Date
Develop and administer the training programs for all staff level focusing in the changing needs and priorities of the Air District.	Ongoing
Develop a leadership and mentorship program as part of succession planning.	Ongoing
Develop and administer the wellness program.	Ongoing
Administer the performance evaluation online system.	Ongoing
Coordinate the employee engagement program	Ongoing

		Audited Program Expenditures	Approved Program Budget	Proposed Program Budget	FTE/Dollar Change	Percent Change
		2019	2020	2021	\$	%
Number of Positions (FTE)		0.84	1.04	1.55	0.51	49.0%
Personnel Expenditures						
Permanent Salaries	51100	91,978	110,205	194,694	84,489	76.7%
Overtime Salaries	51150	133				
Temporary Salaries	51200					
Payroll Taxes	51300	1,478	1,576	2,763	1,187	75.3%
Pension Benefits	51400	20,162	23,812	42,062	18,250	76.6%
FICA Replacement Benefits	51500	1,033	1,824	2,908	1,084	59.4%
Group Insurance Benefits	51600	14,052	16,371	21,723	5,352	32.7%
Employee Transportation Subsidy	51700	1,365	1,458	3,357	1,909	130.9%
Workers' Compensation	51800	279	591	850	268	45.3%
Other Post Employment Benefits	51850	8,780	10,272	14,940	4,668	45.4%
Board Stipends	51900					
Total Personnel Expenditures		139,260	166,109	283,316	117,207	70.6%
Services & Supplies Expenditures						
Travel In-State	52200	805	2,600	1,400	(1,200)	(46.2)%
Travel Out-of-State	52220		1,400	1,200	(200)	(14.3)%
Training & Education	52300	128,967	181,000	195,000	14,000	7.7%
Repair & Maintenance (Equipment)	52400					
Communications	52500					
Building Maintenance	52600					
Utilities	52700					
Postage	52800					
Printing & Reproduction	52900					
Equipment Rental	53100					
Rents & Leases	53200					
Professional Services & Contracts	53300	21,761		160,000	160,000	
General Insurance	53400					
Shop & Field Supplies	53500	40				
Laboratory Supplies	53600					
Gasoline & Variable Fuel	53700					
Computer Hardware & Software	53800					
Stationery & Office Supplies	53900					
Books & Journals	54100					
Minor Office Equipment	54200					
Total Services & Supplies Expenditures		151,573	185,000	357,600	172,600	93.3%
Capital Expenditures						
Leasehold Improvements	60100					
Building & Grounds	60105					
Office Equipment	60110					
Computer & Network Equipment	60115					
Motorized Equipment	60120					
Lab & Monitoring Equipment	60125					
Communications Equipment	60130					
General Equipment	60135					
PM 2.5 Equipment	60140					
Biotech Equipment	60145					
Total Capital Expenditures						
Transfer In/Out		(15,613)				
Total Expenditures		275,220	351,109	640,916	289,807	82.5%

Managing Division:	
Administrative Resources Division	
Contact Person:	
Judy Yu	
Program Purpose:	
Provide management and staff support in the area of employment relations.	
Description of Program:	
The Employment Relations Program includes the following District activities: employee relations, labor relations, classification and compensation, Equal Employment Opportunity (EEO) programs, personnel regulatory compliance, research and recordkeeping.	
Justification of Change Request:	
The budget is increased to reflect the increase cost in the employee relation activities.	
Activities	
Administer, interpret, and implement the Memorandum of Understanding (MOU) and Personnel Policies and Procedures of the Administrative Code.	
Provide management and staff consultation.	
Administer EEO Policy.	
Meet with Employee Association on appropriate subjects.	
Provide support of grievance/arbitration processes.	
Maintain accurate employment records.	
Provide discipline counseling.	
Monitor and comply with federal, state, and local regulations related to labor.	
Major Objectives	Delivery Date
Administer, interpret, implement and comply with the MOU and Administrative Code.	Ongoing
Continue positive relations with the Employees' Association.	Ongoing
Monitor and comply with federal, state, and local regulations.	Ongoing
Administer the Equal Employment Opportunity policy.	Ongoing
Ensure reliability of employment history and data.	Ongoing

Employment Relations

		Audited Program Expenditures	Approved Program Budget	Proposed Program Budget	FTE/Dollar Change	Percent Change
		2019	2020	2021	\$	%
Number of Positions (FTE)		1.70	1.49	1.77	0.28	18.79%
Personnel Expenditures						
Permanent Salaries	51100	228,478	196,589	258,439	61,850	31.46%
Overtime Salaries	51150	833				
Temporary Salaries	51200	62,158				
Payroll Taxes	51300	3,385	2,819	3,679	860	30.5%
Pension Benefits	51400	43,587	43,024	58,698	15,674	36.4%
FICA Replacement Benefits	51500	2,386	2,614	3,337	723	27.7%
Group Insurance Benefits	51600	32,520	29,004	31,491	2,487	8.6%
Employee Transportation Subsidy	51700	2,591	2,088	3,803	1,775	85.0%
Workers' Compensation	51800	661	846	986	140	16.5%
Other Post Employment Benefits	51850	20,811	14,716	17,142	2,426	16.5%
Board Stipends	51900					
Total Personnel Expenditures		397,410	291,700	377,635	85,935	29.5%
Services & Supplies Expenditures						
Travel In-State	52200	4,024	6,000	10,000	4,000	66.7%
Travel Out-of-State	52220					
Training & Education	52300	9,558	9,000	10,000	1,000	11.1%
Repair & Maintenance (Equipment)	52400					
Communications	52500	866				
Building Maintenance	52600					
Utilities	52700					
Postage	52800					
Printing & Reproduction	52900					
Equipment Rental	53100					
Rents & Leases	53200					
Professional Services & Contracts	53300	439,654	301,000	351,000	50,000	16.6%
General Insurance	53400					
Shop & Field Supplies	53500					
Laboratory Supplies	53600					
Gasoline & Variable Fuel	53700					
Computer Hardware & Software	53800					
Stationery & Office Supplies	53900		500	500		
Books & Journals	54100		500	500		
Minor Office Equipment	54200					
Total Services & Supplies Expenditures		454,102	317,000	372,000	55,000	17.4%
Capital Expenditures						
Leasehold Improvements	60100					
Building & Grounds	60105					
Office Equipment	60110					
Computer & Network Equipment	60115					
Motorized Equipment	60120					
Lab & Monitoring Equipment	60125					
Communications Equipment	60130					
General Equipment	60135					
PM 2.5 Equipment	60140					
Biotech Equipment	60145					
Total Capital Expenditures						
Transfer In/Out		(44,556)				
Total Expenditures		806,956	608,700	749,635	140,935	23.15%

Managing Division:	
Administrative Resources Division	
Contact Person:	
Judy Yu	
Program Purpose:	
Administer a merit based recruitment and selection process for external and internal candidates to fill vacant positions.	
Description of Program:	
The Recruitment and Testing Program includes the following activities: testing of internal and external candidates, outreaching and advertising the positions as a choice of employment, maintaining the recruiting online system, and maintaining equal employment policy and compliance with all laws, policies, and requirements.	
Justification of Change Request:	
None	
Activities	
Conduct testing, including application screening, panel and hiring interviews, testing, etc.	
Advertise and outreach vacant positions in various mediums.	
Work with hiring managers to determine recruitment strategies.	
Perform background checks, reference checks, DMV checks and physical abilities checks.	
Participate in local, state and federal job fairs and similar outreach activities.	
Contract professional services for specialized executive management recruitments.	
Maintain online applicant tracking system.	
Monitor and comply with federal, state, and local regulations related to testing	
Major Objectives	Delivery Date
Conduct merit based testing for internal and external candidates.	Ongoing
Comply with all applicable recruitment policies, requirements and law.	Ongoing
Conduct regional, statewide and nationwide outreach to attract quality candidates.	Ongoing
Maintain Air District's Equal Opportunity Policy for recruitment and testing.	Ongoing

BUDGET AND FINANCE COMMITTEE
MEETING OF 03/25/2020

Recruitment & Testing

114

		Audited Program Expenditures	Approved Program Budget	Proposed Program Budget	FTE/Dollar Change	Percent Change
		2019	2020	2021	\$	%
Number of Positions (FTE)		2.51	3.10	3.40	0.30	9.68%
Personnel Expenditures						
Permanent Salaries	51100	262,344	329,488	424,406	94,918	28.81%
Overtime Salaries	51150					
Temporary Salaries	51200	13,588				
Payroll Taxes	51300	3,994	4,711	6,023	1,312	27.8%
Pension Benefits	51400	52,810	69,630	95,493	25,863	37.1%
FICA Replacement Benefits	51500	2,885	5,438	6,380	942	17.3%
Group Insurance Benefits	51600	39,238	57,823	56,806	(1,017)	(1.8)%
Employee Transportation Subsidy	51700	4,331	4,345	7,335	3,040	70.0%
Workers' Compensation	51800	793	1,760	1,884	124	7.0%
Other Post Employment Benefits	51850	24,951	30,617	32,771	2,154	7.0%
Board Stipends	51900					
Total Personnel Expenditures		404,934	503,812	631,148	127,336	25.3%
Services & Supplies Expenditures						
Travel In-State	52200	645		5,600	5,600	
Travel Out-of-State	52220	2,144	2,700	5,600	2,900	107.4%
Training & Education	52300	3,600	1,000	2,000	1,000	100.0%
Repair & Maintenance (Equipment)	52400					
Communications	52500	63,915	50,000	50,000		
Building Maintenance	52600					
Utilities	52700					
Postage	52800					
Printing & Reproduction	52900					
Equipment Rental	53100					
Rents & Leases	53200					
Professional Services & Contracts	53300	45,121	80,000	80,000		
General Insurance	53400					
Shop & Field Supplies	53500					
Laboratory Supplies	53600					
Gasoline & Variable Fuel	53700					
Computer Hardware & Software	53800					
Stationery & Office Supplies	53900					
Books & Journals	54100					
Minor Office Equipment	54200					
Total Services & Supplies Expenditures		115,425	133,700	143,200	9,500	7.1%
Capital Expenditures						
Leasehold Improvements	60100					
Building & Grounds	60105					
Office Equipment	60110					
Computer & Network Equipment	60115					
Motorized Equipment	60120					
Lab & Monitoring Equipment	60125					
Communications Equipment	60130					
General Equipment	60135					
PM 2.5 Equipment	60140					
Biotech Equipment	60145					
Total Capital Expenditures						
Transfer In/Out		(45,400)				
Total Expenditures		474,959	637,512	774,348	136,836	21.46%

Managing Division:	
Administrative Resources Division	
Contact Person:	
Maricela Martinez	
Program Purpose:	
Facilities Planning and Maintenance of existing Air District owned facilities, leased satellite offices, equipment and supplies.	
Description of Program:	
The Facilities Office provides for the day to day operations of the Air District's offices at 375 Beale Street and 4114 Lakeside Drive and all leased satellite offices. The development of safety protocols is ongoing, security, and maintenance of existing infrastructure and equipment is ongoing and includes satellite offices.	
Justification of Change Request:	
The budget increased to address maintenance services for all District's Offices.	
Activities	
Work with BAHA and consultants on facility related projects in reference to shared space and services at 375 Beale Street.	
Respond to emergency facility repair requests.	
Oversee general contractors for the construction of offices and cubicles. Procure furniture and reconfigure cubicle spaces. Oversee electricians and plumbers.	
Routine maintenance at offsite facilities: performing preventive and scheduled maintenance as well as maintenance performed in response to signs of wear and tear observed during planned maintenance activities.	
Special AD events and workshop logistics.	
Major Objectives	Delivery Date
Work with BAHA and consultants on facility related projects in reference to shared space and services at 375 Beale Street.	Ongoing
Respond to emergency facility repair requests.	Ongoing
Oversee general contractors for the construction of offices and cubicles. Procure furniture and reconfigure cubicle spaces. Oversee electricians and plumbers.	Ongoing
Routine maintenance at offsite facilities: performing preventive and scheduled maintenance as well as maintenance performed in response to signs of wear and tear observed during planned maintenance activities.	Ongoing
Special Air District events and workshop logistics	Ongoing

		Audited Program Expenditures	Approved Program Budget	Proposed Program Budget	FTE/Dollar Change	Percent Change
		2019	2020	2021	\$	%
Number of Positions (FTE)		2.75	2.33	3.33	1.00	42.92%
Personnel Expenditures						
Permanent Salaries	51100	239,785	219,468	343,864	124,396	56.68%
Overtime Salaries	51150	8,976		9,000	9,000	
Temporary Salaries	51200					
Payroll Taxes	51300	3,724	3,132	4,858	1,726	55.1%
Pension Benefits	51400	38,701	47,137	79,018	31,881	67.6%
FICA Replacement Benefits	51500	2,658	4,087	6,250	2,163	52.9%
Group Insurance Benefits	51600	36,222	50,769	60,334	9,565	18.8%
Employee Transportation Subsidy	51700	2,880	3,266	7,235	3,969	121.5%
Workers' Compensation	51800	727	1,323	1,846	523	39.5%
Other Post Employment Benefits	51850	22,889	23,012	32,104	9,092	39.5%
Board Stipends	51900					
Total Personnel Expenditures		356,562	352,194	544,509	192,315	54.6%
Services & Supplies Expenditures						
Travel In-State	52200	3,690				
Travel Out-of-State	52220					
Training & Education	52300	16				
Repair & Maintenance (Equipment)	52400		28,000	30,000	2,000	7.1%
Communications	52500	669				
Building Maintenance	52600	194,432	345,000	205,000	(140,000)	(40.6)%
Utilities	52700	20,496	67,000	67,000		
Postage	52800					
Printing & Reproduction	52900	147		200	200	
Equipment Rental	53100	2,704		3,000	3,000	
Rents & Leases	53200	76,117		1,235	1,235	
Professional Services & Contracts	53300	236,264	257,000	600,000	343,000	133.5%
General Insurance	53400					
Shop & Field Supplies	53500	240	3,500	3,500		
Laboratory Supplies	53600					
Gasoline & Variable Fuel	53700					
Computer Hardware & Software	53800					
Stationery & Office Supplies	53900					
Books & Journals	54100					
Minor Office Equipment	54200	86,995	106,000	106,000		
Non-capital assets	54600	1,010				
Total Services & Supplies Expenditures		622,780	806,500	1,015,935	209,435	26.0%
Capital Expenditures						
Leasehold Improvements	60100		4,000,000		(4,000,000)	(100.0)%
Building & Grounds	60105	13,107,711				
Office Equipment	60110					
Computer & Network Equipment	60115					
Motorized Equipment	60120					
Lab & Monitoring Equipment	60125					
Communications Equipment	60130					
General Equipment	60135					
PM 2.5 Equipment	60140					
Biotech Equipment	60145					
Total Capital Expenditures		13,107,711	4,000,000		(4,000,000)	(100.0)%
Transfer In/Out		(39,977)				
Total Expenditures		14,047,076	5,158,694	1,560,444	(3,598,250)	(69.75)%

Managing Division:	
Administrative Resources Division	
Contact Person:	
Satnam Hundel	
Program Purpose:	
Maintenance of the day-to-day communication and reproduction operations of the Air District.	
Description of Program:	
The day-to-day administrative operations include: sorting and distribution of incoming and outgoing mail, and processing reproduction and subscription requests.	
Justification of Change Request:	
None.	
Activities	
Process incoming and outgoing mail.	
Maintain subscription service for Air District publications.	
Process reproduction requests, including document binding and package preparation.	
Prepare, reproduce and mail board packets, asbestos reports, permits, permit invoices, data update forms, and other materials as requested.	
Receive and deliver incoming packages and deliveries.	
Major Objectives	Delivery Date
Process incoming and outgoing mail as well as packages.	Ongoing
Process reproduction requests.	Ongoing
Manage contracts, RFPs/RFQs, fleet services, business supplies, mailroom, and facilities operations.	Ongoing

BUDGET AND FINANCE COMMITTEE
MEETING OF 03/25/2020

		Audited Program Expenditures	Approved Program Budget	Proposed Program Budget	FTE/Dollar Change	Percent Change
		2019	2020	2021	\$	%
Number of Positions (FTE)		2.48	2.67	1.01	(1.66)	(62.17)%
Personnel Expenditures						
Permanent Salaries	51100	179,930	201,971	117,623	(84,348)	(41.76)%
Overtime Salaries	51150	3,132				
Temporary Salaries	51200	14,946				
Payroll Taxes	51300	2,708	2,871	1,667	(1,204)	(41.9)%
Pension Benefits	51400	35,148	41,558	25,527	(16,031)	(38.6)%
FICA Replacement Benefits	51500	1,933	4,683	1,904	(2,779)	(59.3)%
Group Insurance Benefits	51600	26,326	39,912	16,478	(23,434)	(58.7)%
Employee Transportation Subsidy	51700	2,092	3,742	2,204	(1,538)	(41.1)%
Workers' Compensation	51800	546	1,516	562	(954)	(62.9)%
Other Post Employment Benefits	51850	17,173	26,370	9,782	(16,588)	(62.9)%
Board Stipends	51900					
Total Personnel Expenditures		283,934	322,623	175,747	(146,876)	(45.5)%
Services & Supplies Expenditures						
Travel In-State	52200					
Travel Out-of-State	52220					
Training & Education	52300	40	2,000	2,500	500	25.0%
Repair & Maintenance (Equipment)	52400	200				
Communications	52500	184,743	235,000	250,000	15,000	6.4%
Building Maintenance	52600					
Utilities	52700					
Postage	52800	51,048	92,000	105,000	13,000	14.1%
Printing & Reproduction	52900					
Equipment Rental	53100	59,112	35,000	85,000	50,000	142.9%
Rents & Leases	53200					
Professional Services & Contracts	53300	152,451	236,000	500,000	264,000	111.9%
General Insurance	53400					
Shop & Field Supplies	53500	15				
Laboratory Supplies	53600					
Gasoline & Variable Fuel	53700					
Computer Hardware & Software	53800					
Stationery & Office Supplies	53900	42				
Books & Journals	54100					
Minor Office Equipment	54200					
Total Services & Supplies Expenditures		447,651	600,000	942,500	342,500	57.1%
Capital Expenditures						
Leasehold Improvements	60100					
Building & Grounds	60105					
Office Equipment	60110					
Computer & Network Equipment	60115					
Motorized Equipment	60120					
Lab & Monitoring Equipment	60125					
Communications Equipment	60130					
General Equipment	60135					
PM 2.5 Equipment	60140					
Biotech Equipment	60145					
Total Capital Expenditures						
Transfer In/Out		(31,834)				
Total Expenditures		699,751	922,623	1,118,247	195,624	21.20%

Managing Division:	
Administrative Resources Division	
Contact Person:	
Maricela Martinez	
Program Purpose:	
This program will pay operating and maintenance costs associated with the Air District's office space located in Richmond, CA.	
Description of Program:	
This program will pay for the reconfiguring the Richmond Office and all costs associated with building maintenance of the facility, including shared costs associated with the Condominium Association.	
Justification of Change Request:	
None.	
Activities	
Payment towards the Air District's financing obligation (COPS).	
Major Objectives	Delivery Date
Make monthly payments of \$100,000 towards the financing obligations for the FYE 2019/2020	Monthly

BUDGET AND FINANCE COMMITTEE
MEETING OF 03/25/2020

	Audited Program Expenditures	Approved Program Budget	Proposed Program Budget	FTE/Dollar Change	Percent Change
	2019	2020	2021	\$	%
Number of Positions (FTE)					
Personnel Expenditures					
Permanent Salaries	51100				
Overtime Salaries	51150				
Temporary Salaries	51200				
Payroll Taxes	51300				
Pension Benefits	51400				
FICA Replacement Benefits	51500				
Group Insurance Benefits	51600				
Employee Transportation Subsidy	51700				
Workers' Compensation	51800				
Other Post Employment Benefits	51850				
Board Stipends	51900				
Total Personnel Expenditures					
Services & Supplies Expenditures					
Travel In-State	52200				
Travel Out-of-State	52220				
Training & Education	52300				
Repair & Maintenance (Equipment)	52400	2,506			
Communications	52500				
Building Maintenance	52600				
Utilities	52700	2,790	11,000	11,000	
Postage	52800				
Printing & Reproduction	52900				
Equipment Rental	53100				
Rents & Leases	53200	1,300,000		(1,300,000)	(100.0)%
Professional Services & Contracts	53300	157,920	1,700,000	1,700,000	
General Insurance	53400				
Shop & Field Supplies	53500				
Laboratory Supplies	53600				
Gasoline & Variable Fuel	53700				
Computer Hardware & Software	53800				
Stationery & Office Supplies	53900				
Books & Journals	54100				
Minor Office Equipment	54200				
Total Services & Supplies Expenditures					
	163,216	1,300,000	1,711,000	411,000	31.6%
Capital Expenditures					
Leasehold Improvements	60100		6,000,000	6,000,000	
Building & Grounds	60105	77,346			
Office Equipment	60110				
Computer & Network Equipment	60115				
Motorized Equipment	60120				
Lab & Monitoring Equipment	60125				
Communications Equipment	60130				
General Equipment	60135				
PM 2.5 Equipment	60140				
Biotech Equipment	60145				
Total Capital Expenditures					
	77,346		6,000,000	6,000,000	
Transfer In/Out					
Total Expenditures					
	240,562	1,300,000	7,711,000	6,411,000	493.15%

Managing Division:	
Administrative Resources Division	
Contact Person:	
Satnam Hundel	
Program Purpose:	
Provide for the purchasing of equipment and supplies and the negotiating of service contracts.	
Description of Program:	
The purchasing section is responsible for the procurement of services, equipment and supplies. The section facilitates the administration of limited access license agreements, lease agreements, professional service contracts, and request for proposals/qualifications. The section is also responsible for the property management administration of various insurance policies, and the coordination of the disposal of surplus equipment.	
Justification of Change Request:	
None.	
Activities	
Process purchase order requests.	
Approve the purchase of necessary office supplies as requested by District personnel.	
Administer District service contracts and negotiate lease renewals.	
Process service requests on equipment under maintenance.	
Deliver requested office supplies.	
Negotiate best price on sale of surplus equipment.	
Manage District insurance policies	
Major Objectives	Delivery Date
Process purchase order requests.	Daily
Approve the purchase of necessary office supplies as requested by District personnel.	Ongoing
Administer District service contracts, leases, and limited access license agreements.	Ongoing

BUDGET AND FINANCE COMMITTEE
MEETING OF 03/25/2020

		Audited Program Expenditures	Approved Program Budget	Proposed Program Budget	FTE/Dollar Change	Percent Change
		2019	2020	2021	\$	%
Number of Positions (FTE)		2.92	2.87	2.51	(0.36)	(12.54)%
Personnel Expenditures						
Permanent Salaries	51100	326,688	327,913	328,330	417	0.13%
Overtime Salaries	51150	1,415				
Temporary Salaries	51200	5,171				
Payroll Taxes	51300	5,053	4,693	4,664	(29)	(0.6)%
Pension Benefits	51400	55,114	71,267	74,489	3,222	4.5%
FICA Replacement Benefits	51500	3,598	5,034	4,721	(313)	(6.2)%
Group Insurance Benefits	51600	49,027	52,820	46,464	(6,356)	(12.0)%
Employee Transportation Subsidy	51700	4,068	4,023	5,435	1,442	35.8%
Workers' Compensation	51800	991	1,630	1,394	(236)	(14.5)%
Other Post Employment Benefits	51850	31,183	28,346	24,250	(4,096)	(14.5)%
Board Stipends	51900					
Total Personnel Expenditures		482,308	495,726	489,777	(5,949)	(1.2)%
Services & Supplies Expenditures						
Travel In-State	52200					
Travel Out-of-State	52220					
Training & Education	52300		1,200	1,500	300	25.0%
Repair & Maintenance (Equipment)	52400					
Communications	52500					
Building Maintenance	52600					
Utilities	52700					
Postage	52800					
Printing & Reproduction	52900	6,927	42,500	44,164	1,664	3.9%
Equipment Rental	53100					
Rents & Leases	53200					
Professional Services & Contracts	53300					
General Insurance	53400	325,199	364,000	477,250	113,250	31.1%
Shop & Field Supplies	53500					
Laboratory Supplies	53600					
Gasoline & Variable Fuel	53700					
Computer Hardware & Software	53800					
Stationery & Office Supplies	53900	17,425	105,000	115,000	10,000	9.5%
Books & Journals	54100					
Minor Office Equipment	54200					
Total Services & Supplies Expenditures		349,551	512,700	637,914	125,214	24.4%
Capital Expenditures						
Leasehold Improvements	60100					
Building & Grounds	60105					
Office Equipment	60110					
Computer & Network Equipment	60115					
Motorized Equipment	60120					
Lab & Monitoring Equipment	60125					
Communications Equipment	60130					
General Equipment	60135					
PM 2.5 Equipment	60140					
Biotech Equipment	60145					
Total Capital Expenditures						
Transfer In/Out		(54,075)				
Total Expenditures		777,784	1,008,426	1,127,691	119,265	11.83%

Managing Division:	
Administrative Resources Division	
Contact Person:	
Maricela Martinez	
Program Purpose:	
This program will pay for sharing of limited business operations and technology functions between the Air District, Metropolitan Transportation Commission, and the Association of Bay Area Governments at 375 Beale Street. This program will also pay for the lease payments associated with the Air District's financing ownership interest of its portion of the facility.	
Description of Program:	
Shared services between the Air District, Metropolitan Transportation Commission and the Association of Bay Area Governments, including personnel and shared business operations, IT license and maintenance agreements required for a shared services component for the agencies and payments related to its lease payments through the issuance of a private placement of Certificate of Participation Notes (COPS) with the Bay Area Housing Authority.	
Justification of Change Request:	
Justification of Change Request:	
The shared services component includes general services and technology functions: personnel, conference room scheduling, conference room set-up, video conferencing, webcasting, copy/print/mail production and distribution, shared fleet management, shuttle service, wellness center; email, calendaring, telephone systems, wireless network, internet connectivity, printing, electronic file storage, server rooms maintenance. Beginning in FYE 2019, the lease payments associated with paying down the COPS are being paid through this program.	
Activities	
Maintain service level agreements with partner agencies	
Maintain communication plan for building protocols	
Maintain and develop training materials for new technologies and services available at 375 Beale Street	
Maintain Shared Services Budget and Responsibilities	
Major Objectives	Delivery Date
Maintain service level agreements with partner agencies	Ongoing
Maintain communication plan for building protocols	Ongoing
Maintain and develop training materials for new technologies and services available at 375 Beale Street	Ongoing
Maintain Shared Services Budget and Responsibilities	Ongoing

	Audited Program Expenditures	Approved Program Budget	Proposed Program Budget	FTE/Dollar Change	Percent Change
	2019	2020	2021	\$	%
Number of Positions (FTE)					
Personnel Expenditures					
Permanent Salaries	51100				
Overtime Salaries	51150				
Temporary Salaries	51200				
Payroll Taxes	51300				
Pension Benefits	51400				
FICA Replacement Benefits	51500				
Group Insurance Benefits	51600				
Employee Transportation Subsidy	51700				
Workers' Compensation	51800				
Other Post Employment Benefits	51850				
Board Stipends	51900				
Total Personnel Expenditures					
Services & Supplies Expenditures					
Travel In-State	52200				
Travel Out-of-State	52220				
Training & Education	52300				
Repair & Maintenance (Equipment)	52400		300,000	300,000	
Communications	52500				
Building Maintenance	52600				
Utilities	52700				
Postage	52800				
Printing & Reproduction	52900				
Equipment Rental	53100				
Rents & Leases	53200	280,678	1,300,000	1,300,000	
Professional Services & Contracts	53300	2,059,761	2,600,000	490,000	23.2%
General Insurance	53400				
Shop & Field Supplies	53500				
Laboratory Supplies	53600				
Gasoline & Variable Fuel	53700				
Computer Hardware & Software	53800				
Stationery & Office Supplies	53900				
Books & Journals	54100				
Minor Office Equipment	54200				
Total Services & Supplies Expenditures					
	2,340,439	2,110,000	4,200,000	2,090,000	99.1%
Capital Expenditures					
Leasehold Improvements	60100				
Building & Grounds	60105				
Office Equipment	60110				
Computer & Network Equipment	60115				
Motorized Equipment	60120				
Lab & Monitoring Equipment	60125				
Communications Equipment	60130				
General Equipment	60135				
PM 2.5 Equipment	60140				
Biotech Equipment	60145				
Total Capital Expenditures					
Transfer In/Out					
Total Expenditures					
	2,340,439	2,110,000	4,200,000	2,090,000	99.05%

Managing Division:	
Administrative Resources Division	
Contact Person:	
Maricela Martinez	
Program Purpose:	
Fleet maintenance and inspection to ensure safe and reliable transportation.	
Description of Program:	
<p>The vehicle maintenance section includes the maintenance of the District's 123-vehicle fleet, vehicle financing, tracking and diagnostics fuel records of District vehicles. All vehicle maintenance is outsourced for service. As of FYE 2018/19, ninety-four (94) vehicles are leased from Enterprise Fleet Services on a Full Maintenance Program. One (1) Electric vehicle is leased from Nissan Motor Acceptance Corporation where routine services are covered by the vehicle warranty plan; one (1) Hydrogen Fuel Cell vehicle is leased from Anderson Honda Motors Co. Inc. and twenty-seven (27) vehicles are owned by the District and are included in the Enterprise Maintenance Management Program in which Enterprise assists the District in handling all scheduled and non-scheduled repairs.</p>	
Justification of Change Request:	
None	
Activities	
Perform factory-recommended preventive and routine vehicle maintenance.	
Maintain service support for response to emergency calls within one hour.	
Manage insurance contracts on District vehicles; process damage claims	
Train staff in new technology in vehicle maintenance, evaluation and repairs.	
Modify and maintain up-to-date vehicle maintenance procedures.	
Oversee Enterprise-leased vehicles maintenance appointments.	
Perform yearly smog checks and reports on District vehicles.	
Quarterly Fuel Reporting.	
Vehicle disposal and purchasing.	
Cost management and billing.	
Plan and prepare annual budget, expenditures and analyze all financial objectives	
Create/update fleet policy and procedures, to include vehicle assignment, personal use, replacement policy, accident reporting process, and other procedures	
Major Objectives	Delivery Date
Completion of yearly maintenance on all District vehicles.	Annually
Completion of annual smog check for District vehicles.	Annually
Reduce the District vehicles carbon foot print with alternative fuel options such as Hybrid Vehicles, Electric Vehicles (EVs), and Hydrogen Fuel Cell	Ongoing

Fleet Services

710

		Audited Program Expenditures	Approved Program Budget	Proposed Program Budget	FTE/Dollar Change	Percent Change
		2019	2020	2021	\$	%
Number of Positions (FTE)		1.07	1.44	2.83	1.39	96.53%
Personnel Expenditures						
Permanent Salaries	51100	129,174	175,467	299,450	123,983	70.66%
Overtime Salaries	51150					
Temporary Salaries	51200	3,237				
Payroll Taxes	51300	1,990	2,513	4,233	1,720	68.4%
Pension Benefits	51400	23,739	37,541	66,139	28,598	76.2%
FICA Replacement Benefits	51500	1,429	2,526	5,323	2,797	110.7%
Group Insurance Benefits	51600	19,464	34,776	39,344	4,568	13.1%
Employee Transportation Subsidy	51700	4,063	2,018	6,102	4,144	205.4%
Workers' Compensation	51800	392	818	1,572	754	92.2%
Other Post Employment Benefits	51850	12,331	14,222	27,343	13,121	92.3%
Board Stipends	51900					
Total Personnel Expenditures		195,819	269,881	449,566	179,685	66.6%
Services & Supplies Expenditures						
Travel In-State	52200	3,056				
Travel Out-of-State	52220	325				
Training & Education	52300		3,000	3,000		
Repair & Maintenance (Equipment)	52400	11,769	12,500	13,700	1,200	9.6%
Communications	52500	605		700	700	
Building Maintenance	52600					
Utilities	52700					
Postage	52800					
Printing & Reproduction	52900					
Equipment Rental	53100					
Rents & Leases	53200	540,477	750,000	750,000		
Professional Services & Contracts	53300	36	12,500	12,500		
General Insurance	53400	40,513	55,000	62,000	7,000	12.7%
Shop & Field Supplies	53500					
Laboratory Supplies	53600					
Gasoline & Variable Fuel	53700	237,184	265,000	265,000		
Computer Hardware & Software	53800					
Stationery & Office Supplies	53900					
Books & Journals	54100					
Minor Office Equipment	54200					
Total Services & Supplies Expenditures		833,965	1,098,000	1,106,900	8,900	0.8%
Capital Expenditures						
Leasehold Improvements	60100					
Building & Grounds	60105					
Office Equipment	60110					
Computer & Network Equipment	60115					
Motorized Equipment	60120	52,717				
Lab & Monitoring Equipment	60125					
Communications Equipment	60130					
General Equipment	60135					
PM 2.5 Equipment	60140					
Biotech Equipment	60145					
Total Capital Expenditures		52,717				
Transfer In/Out		(21,955)				
Total Expenditures		1,060,546	1,367,881	1,556,466	188,585	13.79%

BUDGET AND FINANCE COMMITTEE
MEETING OF 03/25/2020

- Page Intentionally Left Blank -

Legal Services Division

The District Counsel provides legal advice, counseling and representation to the Board of Directors and its Committees, the Executive Officer/APCO, District staff, and the Advisory Council in the execution of their respective statutory mandates and responsibilities. The District Counsel also represents, or manages outside counsel, representing the District in all litigation involving the District and in matters before the District's Hearing Board. The District Counsel primarily practices in the areas of general civil law, Federal, State and local air pollution control law, administrative law, Federal and State civil litigation, government law and the California Environmental Quality Act (CEQA).

The District Counsel will continue to implement significant changes in the Mutual Settlement and Civil Penalty Programs; such efforts over the past several fiscal years have been very effective in improving these programs. Efforts by District Counsel's attorneys and the Mutual Settlement Program staff have resulted in a nearly complete effort of resolving the existing inventory of enforcement cases. In addition, implementation of a Small Claims Court program for some enforcement cases in which settlement could not be reached through pre-litigation negotiation has been highly successful. The efforts to be undertaken this fiscal year are once again designed to properly implement legal requirements regarding settlements, deter repeat violations, impose civil penalties commensurate with the nature of the air quality violation involved, remove the economic benefit of violations, and encourage rule compliance by the regulated community. This fiscal year, District Counsel will continue the development and improvement of the Mutual Settlement Program. The District Counsel will also continue to coordinate with, and provide training for, Compliance and Enforcement Division staff regarding case development. These efforts will ensure that effective enforcement cases are built from the beginning of investigations, and will result in more effective settlements and prosecutions. The District Counsel's attorneys will continue their focus on civil penalty enforcement investigations and actions, including civil litigation and, where appropriate, Hearing Board enforcement proceedings.

District Counsel's attorneys will continue to advise District staff on rulemaking, permitting and air quality planning activities. In this regard, District Counsel will continue its efforts to coordinate closely with the District's staff on these issues to minimize challenges to District decision-making. District Counsel will also continue to represent the Executive Officer/APCO before the Hearing Board, counsel the Board of Directors and its Committees as to their legal authority and duties and interact with EPA, CARB, other Air Districts and private attorneys on various matters. District Counsel will continue to use outside labor/employment law firms to handle the specialized practice of labor and employment law counseling, negotiations and litigation. Due in large part to the efforts of attorneys in the District Counsel's office, the vast majority of the litigation pending against the District was resolved in FYE 2005. Cases filed in the intervening years have been more efficiently addressed and resolved. In addition to continuing to provide pre-litigation counseling, and to handle litigation matters internally, the District Counsel will continue to manage the efforts of outside counsel as appropriate in litigation, employment, and specialized counseling matters.

The District Counsel will continue to provide the Board of Directors, the Executive Officer/APCO and District staff with exemplary legal counsel and representation.

Managing Division:	
Legal Services Division	
Contact Person:	
Brian Bunger	
Program Purpose:	
To advise, counsel and assist the Board of Directors, the Executive Officer/APCO, and District staff on all legal matters related to the Air District's clean air mission and operations.	
Description of Program:	
The Air District Counsel provides a wide variety of legal services to the Board of Directors, the Executive Officer/APCO, Advisory Council, and District staff. Those services include advising and counseling on issues arising under Federal and State air pollution laws, the Brown Act, the California Environmental Quality Act (CEQA), the Public Records Act, and conflict of interest laws. Attorneys in the District Counsel's office prepare and review complex contracts, provide legal opinions and advice on rule development, and governmental and general law issues, such as enforcement, permitting and air quality planning matters. Work in the District Counsel's office also includes the development and implementation of legal policy documents for the District.	
Justification of Change Request:	
None	
Activities	
Staff all Board of Director and Board Committee meetings and provide legal advice and direction, as necessary, at such meetings.	
Draft all necessary resolutions for adoption by the Board of Directors.	
Provide all legal opinions, reports and correspondence requested by the Board of Directors, the Advisory Council and the Executive Officer/APCO. Provide all legal opinions, reports and correspondence requested by the Board of Directors, the Advisory Council and the Executive Officer/APCO. Review and comment on all legislative proposals affecting the District. Provide legal advice and review of all rule adoptions and amendments including CEQA analysis. Staff all meetings with District staff, members of the public, representatives of other public agencies, environmental groups, industry, the press and legislative representatives involving District permitting, rule development or enforcement. Provide legal advice, direction and contract drafting to administration of TFCA. Advise and assist the Executive Officer/APCO and District staff in legal matters involving contracts, the Public Records Act, conflicts of interest, leases and copyrights. Provide all staff support functions associated with the above activities. Advise Air District staff and the Board of Directors on all issues related to the Federal Clean Air Act, California Clean Air Act and associated State and Federal regulations.	
Provide all legal opinions, reports and correspondence requested by the Board of Directors, the Advisory Council and the Executive Officer/APCO.	
Review and comment on all legislative proposals affecting the District.	
Provide legal advice and review of all rule adoptions and amendments including CEQA analysis.	
Staff all meetings with District staff, members of the public, representatives of other public agencies, environmental groups, industry, the press and legislative representatives involving District permitting, rule development or enforcement.	
Provide legal advice, direction and contract drafting to administration of TFCA.	
Advise and assist the Executive Officer/APCO and District staff in legal matters involving contracts, the Public Records Act, conflicts of interest, leases and copyrights.	
Provide all staff support functions associated with the above activities.	
Advise Air District staff and the Board of Directors on all issues related to the Federal Clean Air Act, California Clean Air Act and associated State and Federal regulations.	
Major Objectives	Delivery Date
Not Applicable	Ongoing

	Audited Program Expenditures	Approved Program Budget	Proposed Program Budget	FTE/Dollar Change	Percent Change
	2019	2020	2021	\$	%
Number of Positions (FTE)	6.69	7.70	9.11	1.41	18.3%
Personnel Expenditures					
Permanent Salaries 51100	1,192,163	1,368,819	1,562,537	193,718	14.2%
Overtime Salaries 51150					
Temporary Salaries 51200					
Payroll Taxes 51300	18,386	19,682	23,099	3,417	17.4%
Pension Benefits 51400	228,080	294,242	356,514	62,272	21.2%
FICA Replacement Benefits 51500	13,007	13,506	17,111	3,605	26.7%
Group Insurance Benefits 51600	176,903	143,204	180,786	37,582	26.2%
Employee Transportation Subsidy 51700	15,275	10,792	19,806	9,014	83.5%
Workers' Compensation 51800	3,616	4,373	5,051	681	15.6%
Other Post Employment Benefits 51850	113,783	76,049	87,891	11,842	15.6%
Board Stipends 51900					
Total Personnel Expenditures	1,761,213	1,930,667	2,252,798	322,131	16.7%
Services & Supplies Expenditures					
Travel In-State 52200	4,218	3,000	10,000	7,000	233.3%
Travel Out-of-State 52220	6,349	4,000	10,000	6,000	150.0%
Training & Education 52300	11,117	6,500	11,500	5,000	76.9%
Repair & Maintenance (Equipment) 52400					
Communications 52500	3,509	5,000	5,000		
Building Maintenance 52600					
Utilities 52700					
Postage 52800					
Printing & Reproduction 52900	1,459	4,000	4,000		
Equipment Rental 53100					
Rents & Leases 53200					
Professional Services & Contracts 53300	58,342	45,000	75,000	30,000	66.7%
General Insurance 53400					
Shop & Field Supplies 53500					
Laboratory Supplies 53600					
Gasoline & Variable Fuel 53700					
Computer Hardware & Software 53800					
Stationery & Office Supplies 53900	840		1,000	1,000	
Books & Journals 54100	48,896	40,000	50,000	10,000	25.0%
Minor Office Equipment 54200					
Total Services & Supplies Expenditures	134,730	107,500	166,500	59,000	54.9%
Capital Expenditures					
Leasehold Improvements 60100					
Building & Grounds 60105					
Office Equipment 60110					
Computer & Network Equipment 60115					
Motorized Equipment 60120					
Lab & Monitoring Equipment 60125					
Communications Equipment 60130					
General Equipment 60135					
PM 2.5 Equipment 60140					
Total Capital Expenditures					
Transfer In/Out	(191,282)				
Total Expenditures	1,704,661	2,038,167	2,419,298	381,131	18.7%

Managing Division:	
Legal Services Division	
Contact Person:	
Brian Bunger	
Program Purpose:	
To represent the Air District in all proceedings involving variances, orders of abatement, permit appeals and permit revocations before the Air District's Hearing Board.	
Description of Program:	
The Air District Counsel provides all necessary legal representation and counsel for the District in variance, order of abatement, permit appeal and permit revocation actions before the Air District's Hearing Board. Permit holders may seek variance relief from the Hearing Board when they are unable to meet a District rule or permit requirement as long as state law requirements are met. The District may seek orders of abatement against facilities for on-going violations, or seek to revoke those facilities' permits. The Air District Counsel also represents the District in appeals by applicants or third parties to permit, emission reduction credit, and interchangeable emission reduction credit decisions made by the District. In addition, the Air District Counsel works with the Hearing Board's members and staff to improve the Hearing Board's rules and procedures.	
Justification of Change Request:	
None.	
Activities	
Review and advise Air District staff regarding the legal and factual sufficiency of variance requests.	
Prepare and/or review all required written correspondence, pleadings and orders.	
Represent the Air District in all Hearing Board matters, including preparing all written submissions for these cases.	
Prepare Air District witnesses for hearings.	
Provide staff support functions associated with the above activities.	
Major Objectives	Delivery Date
Not applicable.	Ongoing

BUDGET AND FINANCE COMMITTEE
MEETING OF 03/25/2020

	Audited Program Expenditures	Approved Program Budget	Proposed Program Budget	FTE/Dollar Change	Percent Change
	2019	2020	2021	\$	%
Number of Positions (FTE)	0.13	0.41	0.01	(0.40)	(97.6)%
Personnel Expenditures					
Permanent Salaries	51100	21,211	76,881	2,458	(74,423) (96.8)%
Overtime Salaries	51150				
Temporary Salaries	51200				
Payroll Taxes	51300	367	1,106	35	(1,071) (96.8)%
Pension Benefits	51400	9,118	16,744	572	16,172 (96.6)%
FICA Replacement Benefits	51500	241	719	23	(696) (96.8)%
Group Insurance Benefits	51600	3,289	8,571	321	(8,250) (96.3)%
Employee Transportation Subsidy	51700	261	575	27	(548) (95.3)%
Workers' Compensation	51800	64	233	7	(226) (97.0)%
Other Post Employment Benefits	51850	2,025	4,049	119	(3,930) (97.1)%
Board Stipends	51900				
Total Personnel Expenditures		36,576	108,878	3,562	(105,316) (96.7)%
Services & Supplies Expenditures					
Travel In-State	52200				
Travel Out-of-State	52220				
Training & Education	52300				
Repair & Maintenance (Equipment)	52400				
Communications	52500				
Building Maintenance	52600				
Utilities	52700				
Postage	52800				
Printing & Reproduction	52900				
Equipment Rental	53100				
Rents & Leases	53200				
Professional Services & Contracts	53300				
General Insurance	53400				
Shop & Field Supplies	53500				
Laboratory Supplies	53600				
Gasoline & Variable Fuel	53700				
Computer Hardware & Software	53800				
Stationery & Office Supplies	53900				
Books & Journals	54100				
Minor Office Equipment	54200				
Capital Expenditures					
Leasehold Improvements	60100				
Building & Grounds	60105				
Office Equipment	60110				
Computer & Network Equipment	60115				
Motorized Equipment	60120				
Lab & Monitoring Equipment	60125				
Communications Equipment	60130				
General Equipment	60135				
PM 2.5 Equipment	60140				
Biotech Equipment	60145				
Total Capital Expenditures					
Transfer In/Out					
Total Expenditures		36,576	108,878	3,562	(105,316) (96.7)%

Managing Division:	
Legal Services Division	
Contact Person:	
Brian Bunger	
Program Purpose:	
To remove the economic benefit from, and provide a credible and effective deterrence to, violations of Air District Rules by reaching settlements or pursuing penalty enforcement actions fairly and consistently.	
Description of Program:	
The Air District Counsel, in cooperation with the Enforcement and Compliance Division, enforces the Air District's rules by reaching informal settlements through the Mutual Settlement Program, by pursuing administrative enforcement actions (orders of abatement and revocation of permits), by filing and prosecuting civil penalty actions, or by referring cases to other agencies for consideration of civil or criminal enforcement actions within those agencies' jurisdiction.	
Justification of Change Request:	
None.	
Activities	
Administer Mutual Settlement Program.	
Pursue Small Claims Court actions to collect civil penalties.	
Provide full time clerical staff support for this program.	
Prepare witnesses and documentary evidence for administrative hearings and civil litigation associated with actions to recover civil penalties.	
Meet and confer with District staff and defendants to discuss settlement or to advance litigation.	
Represent the District in all court hearings, settlement conferences and civil discovery.	
Coordinate the referral of cases for civil and criminal prosecution to District Attorney offices and other agencies with jurisdiction over air quality issues.	
Prepare all correspondence and prepare and file all pleadings in civil and administrative actions.	
Settle or pursue enforcement actions on all Notices of Violation (NOVs).	
Major Objectives	Delivery Date
Not applicable.	Ongoing

BUDGET AND FINANCE COMMITTEE
MEETING OF 05/25/2020

Penalties Enforcement & Settlement

203

		Audited Program Expenditures	Approved Program Budget	Proposed Program Budget	FTE/Dollar Change	Percent Change
		2019	2020	2021	\$	%
Number of Positions (FTE)		3.43	3.54	3.89	0.35	9.9%
Personnel Expenditures						
Permanent Salaries	51100	473,633	506,023	596,526	90,503	17.9%
Overtime Salaries	51150					
Temporary Salaries	51200					
Payroll Taxes	51300	7,377	7,261	8,604	1,343	18.5%
Pension Benefits	51400	90,255	109,289	135,208	25,919	23.7%
FICA Replacement Benefits	51500	5,286	6,209	7,307	1,098	17.7%
Group Insurance Benefits	51600	71,929	59,798	76,360	16,562	27.7%
Employee Transportation Subsidy	51700	6,087	4,962	8,458	3,496	70.5%
Workers' Compensation	51800	1,437	2,010	2,153	148	7.4%
Other Post Employment Benefits	51850	45,212	34,963	37,533	2,570	7.4%
Board Stipends	51900					
Total Personnel Expenditures		701,216	730,515	872,154	141,639	19.4%
Services & Supplies Expenditures						
Travel In-State	52200		2,800	2,800		
Travel Out-of-State	52220					
Training & Education	52300		2,000	2,000		
Repair & Maintenance (Equipment)	52400					
Communications	52500					
Building Maintenance	52600					
Utilities	52700					
Postage	52800					
Printing & Reproduction	52900					
Equipment Rental	53100					
Rents & Leases	53200					
Professional Services & Contracts	53300					
General Insurance	53400					
Shop & Field Supplies	53500					
Laboratory Supplies	53600					
Gasoline & Variable Fuel	53700					
Computer Hardware & Software	53800					
Stationery & Office Supplies	53900					
Books & Journals	54100		1,000	1,000		
Minor Office Equipment	54200					
Total Services & Supplies Expenditures			5,800	5,800		
Capital Expenditures						
Leasehold Improvements	60100					
Building & Grounds	60105					
Office Equipment	60110					
Computer & Network Equipment	60115					
Motorized Equipment	60120					
Lab & Monitoring Equipment	60125					
Communications Equipment	60130					
General Equipment	60135					
PM 2.5 Equipment	60140					
Biotech Equipment	60145					
Total Capital Expenditures						
Transfer In/Out						
Total Expenditures		701,216	736,315	877,954	141,639	19.2%

Managing Division:	
Legal Services Division	
Contact Person:	
Brian Bunger	
Program Purpose:	
To represent and oversee the Air District representation in State and Federal courts.	
Description of Program:	
Individuals, corporations and organizations may sue the Air District in State or Federal court over District actions; the District Counsel represents the District in such matters. The District Counsel also directs the efforts of outside counsel handling such litigation and advising the District in specialized legal areas such as labor law, employment law and tort actions.	
Justification of Change Request:	
None.	
Activities	
Represent Air District in State court actions.	
Represent Air District in Federal court actions.	
Provide litigation status reports to Air District Board of Directors.	
Legal research for litigation matters.	
Monitor and direct activities of outside counsel in general litigation and specialized legal areas such as labor law, employment law and tort actions.	
Provide clerical support for litigation matters.	
Major Objectives	Delivery Date
Not applicable.	Ongoing

BUDGET AND FINANCE COMMITTEE
MEETING OF 03/25/2020

		Audited Program Expenditures	Approved Program Budget	Proposed Program Budget	FTE/Dollar Change	Percent Change
		2019	2020	2021	\$	%
Number of Positions (FTE)		1.21	1.28	0.68	(0.60)	(46.9)%
Personnel Expenditures						
Permanent Salaries	51100	230,304	249,616	148,436	(101,180)	(40.5)%
Overtime Salaries	51150					
Temporary Salaries	51200					
Payroll Taxes	51300	3,567	3,592	2,286	(1,306)	(36.4)%
Pension Benefits	51400	45,856	54,313	33,914	(20,399)	(37.6)%
FICA Replacement Benefits	51500	2,596	2,245	1,288	(957)	(42.6)%
Group Insurance Benefits	51600	35,397	28,976	16,343	(12,633)	(43.6)%
Employee Transportation Subsidy	51700	2,829	1,794	1,491	(303)	(16.9)%
Workers' Compensation	51800	699	727	381	(346)	(47.6)%
Other Post Employment Benefits	51850	21,982	12,642	6,618	(6,024)	(47.7)%
Board Stipends	51900					
Total Personnel Expenditures		343,230	353,905	210,757	(143,148)	(40.4)%
Services & Supplies Expenditures						
Travel In-State	52200	60				
Travel Out-of-State	52220					
Training & Education	52300	160	3,000	3,000		
Repair & Maintenance (Equipment)	52400					
Communications	52500					
Building Maintenance	52600					
Utilities	52700					
Postage	52800		2,300	2,300		
Printing & Reproduction	52900					
Equipment Rental	53100					
Rents & Leases	53200					
Professional Services & Contracts	53300	40,990	235,000	235,000		
General Insurance	53400					
Shop & Field Supplies	53500					
Laboratory Supplies	53600					
Gasoline & Variable Fuel	53700					
Computer Hardware & Software	53800					
Stationery & Office Supplies	53900					
Books & Journals	54100	3,211		4,000	4,000	
Minor Office Equipment	54200	313	7,000	3,000	(4,000)	(57.1)%
Total Services & Supplies Expenditures		44,734	247,300	247,300		
Capital Expenditures						
Leasehold Improvements	60100					
Building & Grounds	60105					
Office Equipment	60110					
Computer & Network Equipment	60115					
Motorized Equipment	60120					
Lab & Monitoring Equipment	60125					
Communications Equipment	60130					
General Equipment	60135					
PM 2.5 Equipment	60140					
Biotech Equipment	60145					
Total Capital Expenditures						
Transfer In/Out						
Total Expenditures		387,964	601,205	458,057	(143,148)	(23.8)%

BUDGET AND FINANCE COMMITTEE
MEETING OF 03/25/2020

- Page Intentionally Left Blank -

Communications Office

The Communications Office coordinates all agency media outreach, Air District messaging, crisis communications, media relations as well as print, digital and social media outreach for the Air District. The Office provides media and public outreach about the Air District's programs, operations and emergency response.

The Office manages advertising and outreach for Spare the Air, the Employer Program, and the Commuter Benefits Program. The Office oversees the Air District and Spare the Air social media sites, strategies and programs. The Office maintains the Spare the Air website and related sites and the Spare the Air mobile apps. The Office represents the Air District at community events for Spare the Air throughout the region.

Office functions include production of publications and digital collateral for the general public and target audiences. This includes publishing newsletters, the annual report, videos and collateral materials. The office also provides and oversees graphic design services and provides Air District tours for international delegations, organizations and school groups.

BUDGET AND FINANCE COMMITTEE
MEETING OF 03/25/2020

Managing Division:	
Communications Office	
Contact Person:	
Kristine Roselius	
Program Purpose:	
Act as the Air District's main point of contact to the public through media and social media. Increase public awareness and understanding of the roles that the public and the Air District have in creating behavior change and reducing air pollution and the impacts of climate change.	
Description of Program:	
Provide proactive media outreach about air quality issues, Air District programs and the purpose and functions of the agency through printed materials, media events, promotional materials, baaqmd.gov website, press releases, publications, videos, podcasts and social media. Develop graphically appealing and compelling images and infographics to better message Air District efforts on social media, presentations and displays.	
Justification of Change Request:	
Budget increased due to new staff training requirements, support for AB 617 activities, support for EV programs, general outreach support and additional program management.	
Activities	
Maintain up-to-date and relevant air quality information on the Air District website.	
Develop video and audio podcasts about air quality issues and the Air District's programs and rules	
Develop wildfire messaging, procedures, graphics, printed and web materials	
Produce publications including plans, brochures, booklets and other Air District documents.	
Issue press releases and host media events highlighting Air District accomplishments.	
Coordinate the Air District presence at events and fairs throughout the region.	
Develop and implement media, social media and communication strategies around major Air District policies and issues.	
Develop and maintain effective working relationships with members of the media and social media influencers.	
Track and analyze print, internet, radio, social media and television coverage of the Air District.	
Provide development opportunities for staff related to activities and objectives of the Air District.	
Develop emergency response internal, media and social media outreach procedures	
Develop crisis communications internal, media and social media outreach procedures	
Development and management of Air District social media sites	
Support Air District's Emergency Operations Plan	
Major Objectives	Delivery Date
Produce Air District Annual Report.	June 2021
Publish quarterly Air Currents newsletter.	June 2021
Develop media response / operating procedures, Air District media policy, and social media policy.	Ongoing
Conduct media training for public information officers and other Air District staff.	Ongoing
Develop video podcasts, video news releases / statements, infographics and display graphics for Air District programs / events.	Ongoing
Develop and grow Air District social media platforms.	Ongoing
Crisis communications and emergency response for air quality incidents.	Ongoing

		Audited Program Expenditures	Approved Program Budget	Proposed Program Budget	FTE/Dollar Change	Percent Change
		2019	2020	2021	\$	%
Number of Positions (FTE)		5.86	5.23	5.82	0.59	11.3%
Personnel Expenditures						
Permanent Salaries	51100	756,266	594,118	751,397	157,279	26.5%
Overtime Salaries	51150	6,705		7,000	7,000	
Temporary Salaries	51200	107,153				
Payroll Taxes	51300	11,730	8,502	10,733	2,231	26.2%
Pension Benefits	51400	140,635	129,335	170,715	41,380	32.0%
FICA Replacement Benefits	51500	8,387	9,173	10,923	1,750	19.1%
Group Insurance Benefits	51600	114,132	99,327	88,758	(10,569)	(10.6)%
Employee Transportation Subsidy	51700	9,403	7,330	12,643	5,313	72.5%
Workers' Compensation	51800	2,294	2,970	3,223	256	8.6%
Other Post Employment Benefits	51850	72,190	51,654	56,107	4,453	8.6%
Board Stipends	51900					
Total Personnel Expenditures		1,228,895	902,409	1,111,502	209,093	23.2%
Services & Supplies Expenditures						
Travel In-State	52200	5,968	14,000	14,000		
Travel Out-of-State	52220	3,925	6,000	6,000		
Training & Education	52300	10,508	16,500	21,500	5,000	30.3%
Repair & Maintenance (Equipment)	52400					
Communications	52500	11,734	47,000	52,000	5,000	10.6%
Building Maintenance	52600					
Utilities	52700					
Postage	52800		4,000	4,000		
Printing & Reproduction	52900	9,718	42,000	42,000		
Equipment Rental	53100					
Rents & Leases	53200					
Professional Services & Contracts	53300	438,851	420,000	620,000	200,000	47.6%
General Insurance	53400					
Shop & Field Supplies	53500					
Laboratory Supplies	53600					
Gasoline & Variable Fuel	53700					
Computer Hardware & Software	53800	18,670	11,000	11,000		
Stationery & Office Supplies	53900	3,221	4,000	4,000		
Books & Journals	54100					
Minor Office Equipment	54200					
Total Services & Supplies Expenditures		502,595	564,500	774,500	210,000	37.2%
Capital Expenditures						
Leasehold Improvements	60100					
Building & Grounds	60105					
Office Equipment	60110					
Computer & Network Equipment	60115					
Motorized Equipment	60120					
Lab & Monitoring Equipment	60125					
Communications Equipment	60130					
General Equipment	60135					
PM 2.5 Equipment	60140					
Biotech Equipment	60145					
Total Capital Expenditures						
Transfer In/Out		(92,313)				
Total Expenditures		1,639,177	1,466,909	1,886,002	419,093	28.6%

Managing Division:	
Communications Office	
Contact Person:	
Kristine Roselius	
Program Purpose:	
The Spare the Air winter program informs the public about the Wood Burning Rule, the health impacts of wood smoke pollution and alternative, cleaner forms of heat and change-out incentives.	
Description of Program:	
The Wood Burning Rule was passed in 2008 and wood burning is banned between November and February when a Winter Spare the Air Alert is called. The Spare the Air winter campaign informs the public about the health impacts of wood smoke both inside and outside the home. A seasonal messaging/advertising campaign is developed and delivered to the public through regional advertising, media outreach, neighborhood events and through seasonal door-to-door outreach and survey campaign.	
Justification of Change Request:	
Budget increase to cover costs of rebranding and streamlining Spare the Air winter program, update the phone alerts and emergency text alerts.	
Activities	
Develop and disseminate a Spare the Air campaign to inform the public about the health impacts of wood smoke.	
Prepare and issue media releases, respond to media inquiries and plan media events/deskside & editorial board visits.	
Conduct public opinion surveys to evaluate program and measure behavior change.	
Manage and update the sparetheair.org, baaqmd.gov and sparetheairnow.org websites as well as social media sites including Twitter, Linked In, Pinterest and Facebook.	
Manage notification methods for Spare the Air Alerts, including automated phone alerts, text and email alerts, online banners, iPhone/Android app and widget.	
Deliver public outreach, advertising and media relations campaigns.	
Provide public outreach at community events throughout the Bay Area.	
Door to door outreach/surveys	
Provide overview of campaign to Executive Committee and Board of Directors.	
Provide outreach to local government leaders and community organizations and the general public about the Winter Spare the Air program.	
Promote cleaner heating options and available incentives.	
Major Objectives	Delivery Date
Launch Spare the Air winter season.	November 2020
Execute and evaluate Spare the Air winter season public outreach campaign.	June 2021
Develop video podcasts, video news releases / statements, displays and infographics for Spare the Air winter programs / events.	Ongoing
Respond to public inquiries, provide informational speeches and presentations.	Ongoing
Publicize cleaner heating options.	June 2021
Monitor and measure campaign effectiveness via public opinion surveys.	March 2021
Develop Spare the Air winter season summary.	April 2021
Issue Alert advisories when air quality is forecast to reach unhealthy levels.	Ongoing
Provide information about the health impacts of wood smoke to the public, community organizations and local government leaders.	Ongoing

		Audited Program Expenditures	Approved Program Budget	Proposed Program Budget	FTE/Dollar Change	Percent Change
		2019	2020	2021	\$	%
Number of Positions (FTE)		1.19	2.18	1.99	(0.19)	(8.7)%
Personnel Expenditures						
Permanent Salaries	51100	118,453	249,361	246,123	(3,238)	(1.3)%
Overtime Salaries	51150	23,321				
Temporary Salaries	51200					
Payroll Taxes	51300	1,758	3,569	3,505	(64)	(1.8)%
Pension Benefits	51400	23,787	54,506	55,723	1,217	2.2%
FICA Replacement Benefits	51500	1,247	3,823	3,750	(73)	(1.9)%
Group Insurance Benefits	51600	17,093	35,262	34,051	(1,211)	(3.4)%
Employee Transportation Subsidy	51700	1,379	3,055	4,341	1,286	42.1%
Workers' Compensation	51800	359	1,238	1,103	(130)	(10.5)%
Other Post Employment Benefits	51850	11,306	21,531	19,265	(2,266)	(10.5)%
Board Stipends	51900					
Total Personnel Expenditures		198,703	372,345	367,866	(4,479)	(1.2)%
Services & Supplies Expenditures						
Travel In-State	52200	322				
Travel Out-of-State	52220					
Training & Education	52300					
Repair & Maintenance (Equipment)	52400					
Communications	52500					
Building Maintenance	52600					
Utilities	52700					
Postage	52800					
Printing & Reproduction	52900					
Equipment Rental	53100					
Rents & Leases	53200					
Professional Services & Contracts	53300	1,146,532	1,125,000	1,325,000	200,000	17.8%
General Insurance	53400					
Shop & Field Supplies	53500	51				
Laboratory Supplies	53600					
Gasoline & Variable Fuel	53700					
Computer Hardware & Software	53800					
Stationery & Office Supplies	53900					
Books & Journals	54100					
Minor Office Equipment	54200					
Total Services & Supplies Expenditures		1,146,905	1,125,000	1,325,000	200,000	17.8%
Capital Expenditures						
Leasehold Improvements	60100					
Building & Grounds	60105					
Office Equipment	60110					
Computer & Network Equipment	60115					
Motorized Equipment	60120					
Lab & Monitoring Equipment	60125					
Communications Equipment	60130					
General Equipment	60135					
PM 2.5 Equipment	60140					
Biotech Equipment	60145					
Total Capital Expenditures						
Transfer In/Out						
Total Expenditures		1,345,608	1,497,345	1,692,866	195,521	13.1%

Managing Division:	
Communications Office	
Contact Person:	
Kristine Roselius	
Program Purpose:	
The Spare the Air program encourages the public to reduce their driving, a major source of Bay Area air pollution, and promotes the use of public transit, biking, walking, carpooling, trip reduction and other behavior changes that reduce pollution from automobiles.	
Description of Program:	
The Spare the Air Program provides health alerts and informs Bay Area residents about air pollution and encourages them to reduce single occupancy driving, especially during their commute to and from work, to improve air quality. The Spare the Air program will also help to promote the Commuter Benefits Program which supports the overall goal of reducing the number of vehicles on Bay Area roads.	
When air quality is forecast to be unhealthy, the Air District issues Spare the Air Alerts. Outreach to the public is conducted through an advertising and media relations campaign as well as through social media sites such as Twitter and Facebook.	
Justification of Change Request:	
No change.	
Activities	
Conduct campaign to educate the public about individual choices to reduce air pollution.	
Prepare and issue media releases, respond to media inquiries and plan media events.	
Conduct public opinion surveys to evaluate program and measure behavior change.	
Manage, re-design and update website landing pages and provide regular updates, measurements and responses for social media sites such as Twitter, Pinterest and Facebook	
Provide public outreach at community events throughout the Bay Area.	
Notify the public of Spare the Air Alerts through AirAlerts, text alerts, the media, sparetheair.org, baaqmd.gov, the iPhone/Android app and social media sites.	
Manage public outreach campaigns for advertising, social media and media relations.	
Provide overview of campaign to Executive Committee and Board of Directors.	
Major Objectives	
	Delivery Date
Develop the 2020 Spare the Air campaign.	Ongoing
Launch 2020 Spare the Air ozone season.	Ongoing
Monitor and measure campaign effectiveness via public opinion surveys.	October 2020
Manage the 2020 Spare the Air advertising, media relations and social media campaign.	Ongoing
Promote Spare the Air clean air activities at public events.	Ongoing
Develop video podcasts, video news releases / statements, displays and infographics for Spare the Air program / events.	October 2020

	Audited Program	Approved	Proposed	FTE/Dollar	Percent
	Expenditures	Program Budget	Program Budget	Change	Change
	2019	2020	2021	\$	%
Number of Positions (FTE)					
Personnel Expenditures					
Permanent Salaries	51100				
Overtime Salaries	51150				
Temporary Salaries	51200				
Payroll Taxes	51300				
Pension Benefits	51400				
FICA Replacement Benefits	51500				
Group Insurance Benefits	51600				
Employee Transportation Subsidy	51700				
Workers' Compensation	51800				
Other Post Employment Benefits	51850				
Board Stipends	51900				
Services & Supplies Expenditures					
Travel In-State	52200				
Travel Out-of-State	52220				
Training & Education	52300				
Repair & Maintenance (Equipment)	52400				
Communications	52500				
Building Maintenance	52600				
Utilities	52700				
Postage	52800				
Printing & Reproduction	52900				
Equipment Rental	53100				
Rents & Leases	53200				
Professional Services & Contracts	53300	1,080,398	1,000,000	1,000,000	
General Insurance	53400				
Shop & Field Supplies	53500				
Laboratory Supplies	53600				
Gasoline & Variable Fuel	53700				
Computer Hardware & Software	53800				
Stationery & Office Supplies	53900				
Books & Journals	54100				
Minor Office Equipment	54200				
Total Services & Supplies Expenditures		1,080,398	1,000,000	1,000,000	
Capital Expenditures					
Leasehold Improvements	60100				
Building & Grounds	60105				
Office Equipment	60110				
Computer & Network Equipment	60115				
Motorized Equipment	60120				
Lab & Monitoring Equipment	60125				
Communications Equipment	60130				
General Equipment	60135				
PM 2.5 Equipment	60140				
Biotech Equipment	60145				
Total Capital Expenditures					
Transfer In/Out					
Total Expenditures		1,080,398	1,000,000	1,000,000	

BUDGET AND FINANCE COMMITTEE
MEETING OF 03/25/2020

- Page Intentionally Left Blank -

Technology Implementation Office

The Technology Implementation Office (TIO) mission is to advance emerging, cost-effective solutions to achieve greenhouse gas emissions reductions for the transportation and industrial source sectors. TIO will connect climate technologies and customers by providing financial incentives (through grants and loans) as well as technical and matchmaking support. Climate technology areas include zero emissions vehicles and infrastructure, zero emissions energy storage and backup systems, composting, and waste-to-energy projects (co-digestion, waste treatment, anaerobic digestion, combined heat and power). By supporting the scale-up of climate technologies, TIO can help achieve state and regional greenhouse gas emissions targets, reduce emissions in impacted communities, while also making technologies cost-effective even in regions without strong climate policies.

BUDGET AND FINANCE COMMITTEE
MEETING OF 03/25/2020

Managing Division:	
Technology Implementation Office	
Contact Person:	
Derrick Tang	
Program Purpose:	
The Climate Tech Finance program advances emerging and cost-effective solutions to achieve greenhouse gas emissions reduction. The program's goal is to support the 2017 Clean Air Plan goal of a carbon-free Bay Area by 2050 and mainstream technologies so they can be scaled up throughout and beyond the Bay Area.	
Description of Program:	
The program cultivates partnerships and provides financing to incentivize greenhouse gas emissions reductions for stationary and industrial sources.	
Justification of Change Request:	
Funds to establish the loan program were allocated in FYE2019 and will continue to be used for new projects in FYE2021. The FYE2021 budget supports activities to conduct matchmaking efforts between technologies and customers, research and evaluate new technologies, and administer the loan projects.	
Activities	
Oversee loan and loan guarantee partnership and projects.	
Perform evaluations of climate technologies.	
Identify technologies and customers and provide technical support and financing to implement technologies.	
Convene stakeholders for technology matchmaking and peer-to-peer information exchanges.	
Provide technical resources to partners and the District.	
Major Objectives	Delivery Date
1. Provide loans and loan guarantees for implementing new technologies.	Ongoing
2. Convene stakeholders for regular technology matchmaking events to showcase emerging technologies among potential facility customers.	Quarterly
3. Develop strategic plan and materials to pursue additional partnerships, funding, and programming.	December 2020

Greenhouse Gas Technologies - Stationary

126

	Audited Program Expenditures	Approved Program Budget	Proposed Program Budget	FTE/Dollar Change	Percent Change
	2019	2020	2021	\$	%
Number of Positions (FTE)	2.88	3.40	3.51	0.11	3.2%
Personnel Expenditures					
Permanent Salaries 51100	353,615	402,097	481,373	79,276	19.7%
Overtime Salaries 51150	2,112	25,000	25,000		
Temporary Salaries 51200			50,000	50,000	
Payroll Taxes 51300	5,299	6,119	6,848	729	11.9%
Pension Benefits 51400	46,470	80,579	103,085	22,506	27.9%
FICA Replacement Benefits 51500	3,800	5,963	6,590	627	10.5%
Group Insurance Benefits 51600	51,747	40,531	65,266	24,735	61.0%
Employee Transportation Subsidy 51700	4,112	4,765	7,628	2,863	60.1%
Workers' Compensation 51800	1,073	1,931	1,946	15	0.8%
Other Post Employment Benefits 51850	33,753	33,580	33,849	269	0.8%
Board Stipends 51900					
Total Personnel Expenditures	501,981	600,565	761,585	181,020	30.1%
Services & Supplies Expenditures					
Travel In-State 52200	2,059	6,000	7,000	1,000	16.7%
Travel Out-of-State 52220	7,243	9,500	8,500	(1,000)	(10.5)%
Training & Education 52300	5,665	10,000	10,000		
Repair & Maintenance (Equipment) 52400					
Communications 52500	1,365	1,500	1,500		
Building Maintenance 52600					
Utilities 52700					
Postage 52800					
Printing & Reproduction 52900	1,868				
Equipment Rental 53100					
Rents & Leases 53200					
Professional Services & Contracts 53300	1,146,630	180,000	150,000	(30,000)	(16.7)%
General Insurance 53400					
Shop & Field Supplies 53500					
Laboratory Supplies 53600					
Gasoline & Variable Fuel 53700					
Computer Hardware & Software 53800	2,760	4,000	3,000	(1,000)	(25.0)%
Stationery & Office Supplies 53900	438	250	400	150	60.0%
Books & Journals 54100		250		(250)	(100.0)%
Minor Office Equipment 54200					
Total Services & Supplies Expenditures	1,168,028	211,500	180,400	(31,100)	(14.7)%
Capital Expenditures					
Leasehold Improvements 60100					
Building & Grounds 60105					
Office Equipment 60110					
Computer & Network Equipment 60115					
Motorized Equipment 60120					
Lab & Monitoring Equipment 60125					
Communications Equipment 60130					
General Equipment 60135					
PM 2.5 Equipment 60140					
Total Capital Expenditures					
Transfer In/Out					
Total Expenditures	1,670,009	812,065	961,985	149,920	18.5%

BUDGET AND FINANCE COMMITTEE
MEETING OF 03/25/2020

- Page Intentionally Left Blank -

Strategic Incentives Division

The Strategic Incentives Division administers grant programs to facilitate the execution of projects and programs focused primarily on the reduction of emissions from mobile sources in the Bay Area. The primary grant programs include the Transportation Fund for Clean Air (TFCA), the Carl Moyer Program (CMP), the Mobile Source Incentive Fund (MSIF), the Lower-Emission School Bus Program (LESBP), in addition to other miscellaneous grant programs. These programs support the implementation of transportation and mobile source measures, as well as other incentive-based initiatives that improve air quality in the region. In FYE 2021 the Strategic Incentives Division will administer more than \$100 million in new grant revenue funds.

BUDGET AND FINANCE COMMITTEE
MEETING OF 03/25/2020

Managing Division:	
Strategic Incentives Division	
Contact Person:	
Chengfeng Wang	
Program Purpose:	
Description of Program:	
Justification of Change Request:	
Activities	
As needed, update policies and guidelines and submit recommendations for award of funds to eligible projects for consideration by Board of Directors	
Conduct workshops and outreach.	
Review and evaluate applications and proposals for conformance with the applicable guidelines, policies, and regulations, and prepare Program documents, contracts, letters, reports, and communications.	
Track status and performance of projects, and conduct inspections	
Prepare technical, financial, and staff reports.	
Major Objectives	Delivery Date
Monitor project progress, inspect and audit projects to assure compliance with program requirements, and process reimbursement requests.	Ongoing
Prepare technical, financial, and staff reports.	Ongoing
Prepare and submit the final annual report to California Attorney General.	June 2021

	Audited Program Expenditures	Approved Program Budget	Proposed Program Budget	FTE/Dollar Change	Percent Change
	2019	2020	2021	\$	%
Number of Positions (FTE)					
Personnel Expenditures					
Permanent Salaries	51100				
Overtime Salaries	51150				
Temporary Salaries	51200				
Payroll Taxes	51300				
Pension Benefits	51400				
FICA Replacement Benefits	51500				
Group Insurance Benefits	51600				
Employee Transportation Subsidy	51700				
Workers' Compensation	51800				
Other Post Employment Benefits	51850				
Board Stipends	51900				
Services & Supplies Expenditures					
Travel In-State	52200				
Travel Out-of-State	52220				
Training & Education	52300				
Repair & Maintenance (Equipment)	52400				
Communications	52500				
Building Maintenance	52600				
Utilities	52700				
Postage	52800				
Printing & Reproduction	52900				
Equipment Rental	53100				
Rents & Leases	53200				
Professional Services & Contracts	53300				
General Insurance	53400				
Shop & Field Supplies	53500				
Laboratory Supplies	53600				
Gasoline & Variable Fuel	53700				
Computer Hardware & Software	53800				
Stationery & Office Supplies	53900				
Books & Journals	54100				
Minor Office Equipment	54200				
Capital Expenditures					
Leasehold Improvements	60100				
Building & Grounds	60105				
Office Equipment	60110				
Computer & Network Equipment	60115				
Motorized Equipment	60120				
Lab & Monitoring Equipment	60125				
Communications Equipment	60130				
General Equipment	60135				
PM 2.5 Equipment	60140				
Total Capital Expenditures					
Transfer In/Out					

BUDGET AND FINANCE COMMITTEE MEETING OF 03/25/2020

Managing Division:	
Strategic Incentives Division	
Contact Person:	
Chengfeng Wang	
Program Purpose:	
Expand availability of funding for emission reduction projects in the Bay Area by identifying and securing new sources of funding. Manage advanced technology demonstration projects through grants secured.	
Description of Program:	
This program, established in 2010, is focused on identifying and securing new sources of funding for the Bay Area region. In FYE 2021, staff will pursue funding from Federal, State, local governments and other funding sources. Over time, this program aims to expand the availability of grant funding in the region in order to create additional opportunities for Bay Area businesses and residents to implement projects that reduce criteria pollutants, greenhouse gases, and toxic air contaminants from mobile and stationary sources.	
Justification of Change Request:	
No change.	
Activities	
Identify new sources of funding and prepare grant applications to secure new funding sources.	
Form partnerships to leverage Air District funding resources.	
Manage Air District funded programs, e.g., Woodsmoke Reduction Incentive Program: conduct outreach, evaluate applications and award funding to eligible recipients, and process reimbursement requests.	
Major Objectives	Delivery Date
Form partnerships to leverage Air District funding sources.	Ongoing
Identify new sources of funding and prepare grant applications to secure new funding sources.	Ongoing
Conduct outreach, evaluate applications and award Woodsmoke Reduction Incentive Program funding to eligible recipients, and process reimbursement requests.	Ongoing

BUDGET AND FINANCE COMMITTEE
MEETING OF 03/25/2020

		Audited Program Expenditures	Approved Program Budget	Proposed Program Budget	FTE/Dollar Change	Percent Change
		2019	2020	2021	\$	%
Number of Positions (FTE)		0.99	2.68	3.35	0.67	25.0%
Personnel Expenditures						
Permanent Salaries	51100	113,479	325,087	377,300	52,213	16.1%
Overtime Salaries	51150	85				
Temporary Salaries	51200					
Payroll Taxes	51300	1,791	4,656	5,350	694	14.9%
Pension Benefits	51400	28,834	68,130	82,777	14,647	21.5%
FICA Replacement Benefits	51500	1,306	4,700	6,286	1,586	33.7%
Group Insurance Benefits	51600	17,768	56,955	70,972	14,017	24.6%
Employee Transportation Subsidy	51700	1,413	3,756	7,276	3,520	93.7%
Workers' Compensation	51800	344	1,522	1,857	335	22.0%
Other Post Employment Benefits	51850	10,832	26,469	32,289	5,820	22.0%
Board Stipends	51900					
Total Personnel Expenditures		175,852	491,275	584,107	92,832	18.9%
Services & Supplies Expenditures						
Travel In-State	52200		13,200	13,500	300	2.3%
Travel Out-of-State	52220		8,000	8,600	600	7.5%
Training & Education	52300		7,500	10,000	2,500	33.3%
Repair & Maintenance (Equipment)	52400					
Communications	52500					
Building Maintenance	52600					
Utilities	52700					
Postage	52800					
Printing & Reproduction	52900					
Equipment Rental	53100					
Rents & Leases	53200					
Professional Services & Contracts	53300	12,500	51,000	87,000	36,000	70.6%
General Insurance	53400					
Shop & Field Supplies	53500		1,000	1,000		
Laboratory Supplies	53600					
Gasoline & Variable Fuel	53700					
Computer Hardware & Software	53800					
Stationery & Office Supplies	53900					
Books & Journals	54100					
Minor Office Equipment	54200					
Total Services & Supplies Expenditures		12,500	80,700	120,100	39,400	48.8%
Capital Expenditures						
Leasehold Improvements	60100					
Building & Grounds	60105					
Office Equipment	60110					
Computer & Network Equipment	60115					
Motorized Equipment	60120					
Lab & Monitoring Equipment	60125					
Communications Equipment	60130					
General Equipment	60135					
PM 2.5 Equipment	60140					
Total Capital Expenditures						
Transfer In/Out						
Total Expenditures		188,352	571,975	704,207	132,232	23.1%

BUDGET AND FINANCE COMMITTEE
MEETING OF 03/25/2020

- Page Intentionally Left Blank -

Compliance & Enforcement Division

The Compliance & Enforcement Division ensures the Air District will realize the emission reductions achieved by the air quality regulations adopted by the Board of Directors, and permit conditions issued by the Executive Officer/APCO. Compliance with District, State, and Federal regulations is achieved by a Compliance Assistance Program that assists industry in understanding requirements, a Compliance Assurance (inspection) Program and an Enforcement Program that provides an effective deterrence to non-compliance. The Division promotes voluntary compliance through its compliance assistance programs to assist companies comply with regulations. When non-compliance is discovered, enforcement is applied at a level appropriate to the nature and extent of the violation. The Division will continue to work closely with industry, community groups, and environmental groups to review and enhance air quality compliance and enforcement programs, to provide the highest level of service.

For FYE 2021, the Division will continue to implement the Air District's comprehensive strategy to reduce residential wood smoke through enforcement, outreach and compliance assistance of the Wood Smoke Rule (Regulation 6, Rule 3). The Division will continue to implement the District's Mobile Source Compliance Plan (MSCP), a program for enforcement of CARB Diesel Particulate Matter (DPM) regulations from mobile sources. The Division will continue to minimize petroleum refinery flare use through the Flare Minimization Plans for all five Bay Area refineries. The Division will continue to assist cross-divisional efforts in AB617 to develop and implement new enforcement strategies to address community concerns in West Oakland and Richmond. The Division will continue the implementation and enforcement of the District's Commuter Benefits regulation, which targets employers with more than 50 employees within the Air District's jurisdiction. And, the Division will continue to ensure the Air District's Wildfire Air Quality Response Program achieves its mission through establishing program elements to prepare, prevent and respond to wildfire smoke impacts within the region. Other significant air programs requiring Division resources include investigations of Title V deviation reporting, the Portable Equipment Registration Program (PERP), Asbestos projects (renovations, demolitions and naturally occurring asbestos – NOA), compliance determinations for State Air Toxics Control Measures (ATCMs) and Federal Maximum Available Control Technology (MACTs) for air toxics.

Division programs will continue to focus on activities that support the District's commitment to achieving clean air to protect public health and the environment as follows:

- The Compliance Assistance Program will continue to develop Compliance Advisories for use by the Inspection staff, industry and the public. These will include several related to new and amended regulations and state Air Toxics Control Measures for stationary sources and some mobile sources. The program encompasses inspector training, support for various Division programs, dispatch activities, Compliance Assistance Advisories, and Industry Compliance Schools. The small business incentive program will provide financial incentives for small businesses to attend District-run Industry Compliance Schools to learn practical information on how to comply with District regulations and how compliance benefits not only their business, but also their community.
- The Compliance Assurance Program will continue both announced and unannounced inspections of air pollution sources to ensure compliance. Targeted strategies will be used to focus inspections to find non-compliance and reduce excess emissions. Sources include: Title V and Synthetic Minor permits, petroleum refineries, chemical plants, dry cleaners, gasoline dispensing facilities, autobody shops, asbestos renovations and demolitions, agricultural and prescribed burning, and other permitted sources. Staff will continue to plan, prepare, and respond to air pollution incidents and to work closely with other response agencies.
- The Enforcement Program will continue with a focus on major facility (Title V, Synthetic Minor) auditing and will strive to ensure compliance with all air quality regulations. Staff will work with the Legal Division to provide a strong deterrent to non-compliance and to apply the appropriate level of enforcement, proportional to the level of non-compliance. The Division will vigorously pursue violators who show a disregard for the law and well-being of the public. Air pollution complaints will be investigated to provide a high level of service to the public. Wood smoke patrols for excessive opacity and curtailment violations will be conducted for the twelfth winter of the wood smoke regulation.

Managing Division:	
Compliance & Enforcement Division	
Contact Person:	
John Marvin	
Program Purpose:	
Enforce applicable Federal, State, and District air pollution regulations and permit conditions.	
Description of Program:	
<p>The Enforcement Program consists of activities designed to respond when sources are found in violation of applicable Federal, State and Air District regulations and permit conditions. A strong, technically-based enforcement program provides both an essential deterrent to continued or future non-compliance as well as consistency in enforcement practices throughout the regulated community. This program includes all Division activities necessary to address non-compliance, including issuing Notices of Violation (NOV) and Notices to Comply (NTC), identifying causes and solutions for non-compliance, developing enforcement cases for legal action, and providing testimony during hearings and court cases. Other elements of the program include responding to the public's air pollution complaints, returning sources to compliance, and supporting the enforcement of the variance and abatement order process. In addition, the toxic air contaminant activities, such as mobile source enforcement of diesel particulate matter ATCMs and asbestos demolition/renovation enforcement, ensure compliance with Federal, State and District regulations to protect the public from exposure to known carcinogens. Oversight of the Division's Safety Program is coordinated with the training functions in Program 402.</p>	
Justification of Change Request:	
Not Applicable	
Activities	
Investigate and enforce air quality violations; issue and process NOVs and NTCs; re-inspect sources to verify compliance status after issuance. Work with Legal Division to procure penalty settlement and/or successful prosecution.	
Receive and investigate citizen inquiries and general air pollution complaints. Respond to these complaints as soon as possible where highest priority response is given to ongoing complaints alleged against potential nuisance sites.	
Prepare enforcement cases in coordination with Legal Division; conduct/coordinate investigations to support their development for legal actions.	
CARB Mobile Source regulations enforcement in CARE impacted areas with special focus on AB617 communities of West Oakland and Richmond.	
Refinery Flares: review, comment, approve and enforce provisions in Regulation 12, Rules 11 and 12.	
Participate in interagency environmental task force programs to coordinate District enforcement activities with other County/State/Federal governmental agencies.	
Provide staff at community meetings to present information on the complaint process, enforcement activities, etc.	
Major Objectives	Delivery Date
Not applicable	Ongoing

	Audited Program Expenditures	Approved Program Budget	Proposed Program Budget	FTE/Dollar Change	Percent Change
	2019	2020	2021	\$	%
Number of Positions (FTE)	26.97	27.47	33.34	5.87	21.4%
Personnel Expenditures					
Permanent Salaries 51100	2,832,442	2,904,030	3,544,902	640,872	22.1%
Overtime Salaries 51150	80,490	117,000	117,000		
Temporary Salaries 51200	22,415	5,500	10,000	4,500	81.8%
Payroll Taxes 51300	43,699	43,295	50,130	6,835	15.8%
Pension Benefits 51400	515,549	619,216	784,005	168,789	26.6%
FICA Replacement Benefits 51500	31,281	48,184	62,330	14,146	29.4%
Group Insurance Benefits 51600	426,136	541,345	626,050	84,705	15.6%
Employee Transportation Subsidy 51700	34,219	38,502	72,147	33,645	87.4%
Workers' Compensation 51800	8,592	15,600	16,400	2,809	18.0%
Other Post Employment Benefits 51850	270,334	271,309	320,164	48,855	18.0%
Board Stipends 51900					
Total Personnel Expenditures	4,265,157	4,603,981	5,605,137	1,001,156	21.7%
Services & Supplies Expenditures					
Travel In-State 52200	7,588	18,800	18,800		
Travel Out-of-State 52220		1,450	1,450		
Training & Education 52300	1,114	6,790	6,790		
Repair & Maintenance (Equipment) 52400		108,000	108,000		
Communications 52500	111,133	137,000	137,000		
Building Maintenance 52600	1,690	2,500	2,500		
Utilities 52700	1,722	4,000	4,000		
Postage 52800					
Printing & Reproduction 52900	143	2,000	2,000		
Equipment Rental 53100					
Rents & Leases 53200	60,092	71,850	75,262	3,412	4.7%
Professional Services & Contracts 53300	38	9,590	9,590		
General Insurance 53400					
Shop & Field Supplies 53500	24,550	16,500	22,500	6,000	36.4%
Laboratory Supplies 53600					
Gasoline & Variable Fuel 53700					
Computer Hardware & Software 53800	1,317	2,000	2,000		
Stationery & Office Supplies 53900					
Books & Journals 54100					
Minor Office Equipment 54200		1,000	1,000		
Total Services & Supplies Expenditures	209,387	381,480	390,892	9,412	2.5%
Capital Expenditures					
Leasehold Improvements 60100					
Building & Grounds 60105					
Office Equipment 60110					
Computer & Network Equipment 60115					
Motorized Equipment 60120					
Lab & Monitoring Equipment 60125	12,843				
Communications Equipment 60130					
General Equipment 60135					
PM 2.5 Equipment 60140					
Biotech Equipment 60145					
Total Capital Expenditures	12,843				
Transfer In/Out					
Total Expenditures	4,487,387	4,985,461	5,996,029	1,010,568	20.3%

Managing Division:	
Compliance & Enforcement Division	
Contact Person:	
Juan Ortellado	
Program Purpose:	
Promote compliance with Air District regulations through program development and industry/source education.	
Description of Program:	
<p>The Compliance Assistance and Operations Program provides both industry and Compliance and Enforcement Division (Division) staff with the necessary tools to promote compliance with air quality requirements. The Program also provides educational materials and conducts outreach to the public to promote compliance with the woodsmoke reduction program. Maintaining both an online and phone Woodsmoke Complaint System for the public to register complaints. The Program also manages a dispatch system for all general complaints from the public. Industry Compliance School (ICS), including a Small Business ICS incentive program, is offered for businesses. Compliance Advisories, fact sheets and other educational materials are provided to industry and trade associations. Regulatory questions are answered via a dedicated compliance assistance telephone line. In-service training ensures consistent and appropriate inspection activities. Mobile source compliance activities are conducted pursuant to the Air District's Mobile Source Compliance Plan. Partnerships with other public agencies promote multi-media pollution prevention through local Green Business programs and other activities.</p>	
Justification of Change Request:	
<p>With new staff joining the Division, there is a need for additional funding to provide relevant internal training events, like the 40-hour HAZWOPER, and attend external training opportunities, such as the annual California Association of Air Pollution Control Officers (CAPCOA) Enforcement Symposium and other training events like the Odor Conference. Division staff have assumed new responsibilities in the CAPCOA Vapor Recovery Sub-Committee, which also results in the need for additional travel funding.</p>	
Activities	
<p>Compliance Assistance to Industry: provide small- and medium-sized businesses with specialized educational and technical assistance to achieve and maintain compliance. Develop Compliance Assistance materials for specific business sectors and the public (woodsmoke). Provide compliance assistance during routine inspections and following enforcement action. Compliance assistance is also provided for all air quality complaints for the public through dispatch or other 1-800 or 1-877 telephone line systems. Outreach is conducted for compliance assistance for several programs, including mass-mailings of woodsmoke reduction program brochures and educational materials in sensitive wood smoke areas. Division staff identify and translate Compliance Assistance materials for small businesses and other industry sectors where non-English speaking operators need additional assistance.</p>	
<p>Develop and maintain Division Policies and Procedures and other documents/processes to ensure consistent application of enforcement activities. Conduct ICS for small businesses and other regulated industries. Build partnerships with other public and community organizations to strengthen compliance assistance activities. Conduct compliance assistance and enforcement activities for the woodsmoke reduction and mobile source enforcement programs. Maintain compliance assistance hotline during core business hours.</p>	
<p>Training and Safety: provide staff with pertinent classes, educational materials and a robust safety curriculum to support core activities. Maintain ongoing Safety Training and implement new OSHA requirements as needed.</p>	
<p>Operations: develop and maintain air programs to support Air District and California Air Resources Board (CARB) rule requirements, including but not limited to woodsmoke, flare monitoring, asbestos demolition/renovation, naturally occurring asbestos, boilers, open burning, reportable compliance activities, soil aeration and mobile source(s) compliance. Provide equipment and capital management for communication, computers and related devices. Provide multilingual services to access all Division programs. Review, analyze and process petitions, plans, complaints, Reportable Compliance Activities (RCAs - e.g., breakdowns, Ground-level monitor (GLM) releases, non-operational monitors, pressure relief valve releases) and other notifications received.</p>	
Major Objectives	Delivery Date
Not applicable.	Ongoing

	Audited Program Expenditures	Approved Program Budget	Proposed Program Budget	FTE/Dollar Change	Percent Change
	2019	2020	2021	\$	%
Number of Positions (FTE)	16.77	20.79	15.06	(5.73)	(27.6)%
Personnel Expenditures					
Permanent Salaries 51100	1,623,451	2,055,143	1,603,894	(451,249)	(22.0)%
Overtime Salaries 51150	6,779		5,000	5,000	
Temporary Salaries 51200	23,791		25,000	25,000	
Payroll Taxes 51300	25,068	29,353	22,678	(6,675)	(22.7)%
Pension Benefits 51400	330,101	438,493	352,050	(86,443)	(19.7)%
FICA Replacement Benefits 51500	17,981	36,466	28,261	(8,205)	(22.5)%
Group Insurance Benefits 51600	244,738	391,144	316,608	(74,536)	(19.1)%
Employee Transportation Subsidy 51700	20,464	29,139	32,712	3,573	12.3%
Workers' Compensation 51800	4,925	11,807	6,347	(3,460)	(29.3)%
Other Post Employment Benefits 51850	154,973	205,333	145,166	(60,167)	(29.3)%
Board Stipends 51900					
Total Personnel Expenditures	2,452,271	3,196,878	2,539,716	(657,162)	(20.6)%
Services & Supplies Expenditures					
Travel In-State 52200	2,947	9,200	9,200		
Travel Out-of-State 52220		7,000	7,000		
Training & Education 52300	9,202	17,000	17,000		
Repair & Maintenance (Equipment) 52400		4,000	4,000		
Communications 52500	26,142	128,000	128,000		
Building Maintenance 52600					
Utilities 52700					
Postage 52800	1,042	15,000	1,500	(13,500)	(90.0)%
Printing & Reproduction 52900	596	8,000	8,000		
Equipment Rental 53100					
Rents & Leases 53200		500	500		
Professional Services & Contracts 53300	14,363	30,000	30,000		
General Insurance 53400					
Shop & Field Supplies 53500	60				
Laboratory Supplies 53600					
Gasoline & Variable Fuel 53700					
Computer Hardware & Software 53800		1,000	1,000		
Stationery & Office Supplies 53900	3,793	4,000	4,000		
Books & Journals 54100					
Minor Office Equipment 54200		1,500	1,500		
Total Services & Supplies Expenditures	58,145	225,200	211,700	(13,500)	(6.0)%
Capital Expenditures					
Leasehold Improvements 60100					
Building & Grounds 60105					
Office Equipment 60110					
Computer & Network Equipment 60115					
Motorized Equipment 60120					
Lab & Monitoring Equipment 60125					
Communications Equipment 60130					
General Equipment 60135					
PM 2.5 Equipment 60140					
Total Capital Expenditures					
Transfer In/Out					
Total Expenditures	2,510,416	3,422,078	2,751,416	(670,662)	(19.6)%

Managing Division:	
Compliance & Enforcement Division	
Contact Person:	
Tracy Lee & Edward Giacometti	
Program Purpose:	
A robust inspection program aimed to ensure facilities operating in the Bay Area comply with all applicable Air District, State and Federal regulations to protect air quality and public health.	
Description of Program:	
The program involves conducting comprehensive compliance inspections and investigations of stationary sources ranging from large industrial facilities such as refineries, chemical plants, wastewater treatment, landfills, power plants and metal facilities to smaller businesses such as gas stations, auto body shops, and dry cleaners. The program also includes enforcement of State Airborne Toxic Control Measures for sources that generate asbestos and diesel particulate. Beyond routine inspections to ensure equipment, emission monitoring, abatement and controls operate in compliance with regulatory requirements, the program involves responding to major incidents and potential air emission releases of hazardous chemicals and pollutants. Facilities discovered to be in violation are required to initiate timely corrective actions, minimize offsite community impacts and take steps to resolve air quality violations. Enforcement actions may require enhanced communications and coordination with other local agencies and first responders that result in joint investigations and enforcement case development.	
Justification of Change Request:	
None.	
Activities	
Refinery Inspection Program for Regulatory and Title 5 Permit Compliance.	
Title V Inspections Program / EPA Grant / Aerometric Information Retrieval System (AIRS) and audits.	
Synthetic Minor Inspection Program.	
Initiate response to major air pollution incidents as soon as possible, and within minutes of notification, provide technical assistance and support to first response agencies during and after incidents; prepare incident reports.	
Asbestos, Grant, diesel PM, and Refrigeration Management Inspections Program.	
Conduct targeted auto body painting facility inspections.	
State Portable Equipment Inspection Program.	
Gasoline Dispensing Facilities (GDFs) Inspections Program.	
Inspection Communications / Computer Programs.	
Conduct targeted prescribed burns Title 17/ Regulation 5 Open Burning inspections.	
Perform analysis as required to track and analyze existing process safety management (PSM) programs, Federal and State risk management programs (RMP/RMPP); work with other agencies to improve programs.	
Participate in interagency activities, such as County environmental task forces, incident response teams, and other activities relating to prevention, preparedness and emergency response.	
Conduct targeted inspections at refinery/chemical plants and general facilities.	
Staff air quality related community meetings to provide information on District Programs	
Major Objectives	Delivery Date
Refinery Inspection Program: Conduct compliance inspections and program audits of refineries and determine if Title V Permit Compliance are being met.	Annually
Prepare and submit required reports to EPA, Negotiation of EPA 105 Grant Program Outputs.	Ongoing

		Audited Program Expenditures	Approved Program Budget	Proposed Program Budget	FTE/Dollar Change	Percent Change
		2019	2020	2021	\$	%
Number of Positions (FTE)		36.15	42.45	37.73	(4.72)	(11.1)%
Personnel Expenditures						
Permanent Salaries	51100	3,882,228	4,615,210	4,216,227	(398,983)	(8.6)%
Overtime Salaries	51150	35,023		8,000	8,000	
Temporary Salaries	51200	18,419				
Payroll Taxes	51300	60,483	66,009	59,772	(6,237)	(9.4)%
Pension Benefits	51400	787,090	988,656	939,421	(49,235)	(5.0)%
FICA Replacement Benefits	51500	43,263	74,459	70,802	(3,657)	(4.9)%
Group Insurance Benefits	51600	589,202	830,247	730,863	(99,384)	(12.0)%
Employee Transportation Subsidy	51700	47,330	59,498	81,955	22,457	37.7%
Workers' Compensation	51800	11,781	24,107	20,912	(3,195)	(13.3)%
Other Post Employment Benefits	51850	370,666	419,259	363,686	(55,573)	(13.3)%
Board Stipends	51900					
Total Personnel Expenditures		5,845,485	7,077,445	6,491,638	(585,807)	(8.3)%
Services & Supplies Expenditures						
Travel In-State	52200	12,417	10,000	11,500	1,500	15.0%
Travel Out-of-State	52220		2,550	2,550		
Training & Education	52300	3,427	5,168	5,217	49	0.9%
Repair & Maintenance (Equipment)	52400	15,676	60,000	60,000		
Communications	52500	13,226	65,000	65,000		
Building Maintenance	52600	4,840	4,000	4,000		
Utilities	52700	9,940	2,000	4,500	1,500	50.0%
Postage	52800					
Printing & Reproduction	52900	322	1,000	1,000		
Equipment Rental	53100					
Rents & Leases	53200	94,282	89,100	89,100		
Professional Services & Contracts	53300	313	15,500	15,500		
General Insurance	53400					
Shop & Field Supplies	53500	8,034	26,000	27,000	1,000	3.8%
Laboratory Supplies	53600					
Gasoline & Variable Fuel	53700	35				
Computer Hardware & Software	53800	10,146	23,000	23,000		
Stationery & Office Supplies	53900	1,262	2,300	2,300		
Books & Journals	54100					
Minor Office Equipment	54200					
Total Services & Supplies Expenditures		174,520	306,618	310,667	4,049	1.3%
Capital Expenditures						
Leasehold Improvements	60100					
Building & Grounds	60105					
Office Equipment	60110					
Computer & Network Equipment	60115					
Motorized Equipment	60120					
Lab & Monitoring Equipment	60125	57,707		100,000	100,000	
Communications Equipment	60130					
General Equipment	60135					
PM 2.5 Equipment	60140					
Total Capital Expenditures		57,707		100,000	100,000	
Transfer In/Out						
Total Expenditures		6,077,712	7,384,063	6,902,305	(481,758)	(6.5)%

BUDGET AND FINANCE COMMITTEE
MEETING OF 03/25/2020

- Page Intentionally Left Blank -

Engineering Division

Engineering Division (Division) gives high priority to the timely review of New Source Review permit applications and permit renewals. The typical application evaluation includes analyzing emissions impacts and determining compliance with applicable air quality requirements, including Best Available Control Technology (BACT), 'No Net Increase' offset requirements, New Source Review (NSR) of Toxic Air Contaminants (TACs) and California Environmental Quality Act (CEQA). There are about 10,000 facilities with about 23,000 devices and operations that have Air District permits. The Division processes, reviews, issues, and renews Title V (Major Facility Review) permits for about 85 facilities.

The Division is working on projects associated with the petroleum refineries, including developing improved emission factors for fugitive emission leaks from heavy liquid service components and implementing the Regulation 12, Rule 15 emission inventory guidelines.

The Division implements Regulation 11, Rule 18, Reduction of Risk from Air Toxic Emissions at Existing Facilities. The Division expects to refine toxic emissions and prioritization scores for approximately 350 facilities and expects to conduct refined site-wide health risk assessments (HRAs) for about 200 facilities. HRA results will determine if the facilities are subject to the risk reduction requirements of this rule.

The Division implements the State Air Toxics "Hot Spots" Program, which applies to existing facilities that emit Toxic Air Contaminants (TACs). Based on the annual TACs emissions inventory, the Division calculates prioritization scores for facilities, conducts HRAs for high priority facilities, and reports HRA results to CARB.

In December 2018, CARB adopted a Criteria Air Pollutants and Toxic Air Contaminants Reporting (CTR) Regulation, which became effective on January 1, 2020. The purpose of the regulation is to establish a uniform statewide system of annual reporting of emissions of criteria air pollutants and toxic air contaminants for specified permitted facilities. The Division has been actively working with other agencies in the development of the new regulation & uniform emissions inventory guidelines, and in the implementation of the regulation. The implementation will require significant changes to the Air District's permit renewal process systems and operations.

Due to PG&E Public Safety Power Shutoffs (PSPS), an increase in the number of applications for backup generators and from PG&E for substation backup and distributed generation is expected. The Division participates with other agencies on uniform permitting policies and emission impacts from PSPS events.

The Division is participating in the Air District's Assembly Bill 617 (AB 617) implementation, which includes a new Community Health Protection Program to benefit communities most directly affected by air pollution. The Division participates in the workgroups for the CARB BARCT/BACT Technology Clearinghouse, Technical Assessment Coordination, Emissions Inventory with CARB and other air districts, and the community workgroups. Through CAPCOA, a uniform method of calculating emissions is being developed.

The Division continues to transition to the Production System, which includes an online system for the regulated community. These tools will increase consistency, efficiency, and accuracy by allowing customers to submit applications, report data for the emissions inventory, pay invoices and renew permits through an online interface.

The Division provides technical support to other divisions, agencies and programs, including rule development, emissions inventory, compliance and enforcement, the Technology Implementation Office, and the Air District's Regional Climate Action Plan. Key rule development efforts include amendments to Regulation 3 (Fees), amendments to Regulation 13 (climate pollutants), amendments to organic recovery rules, amendments to petroleum refining rules, and amendments to rules to implement Expedited Best Available Retrofit Control Technology (BARCT).

Managing Division:	
Engineering Division	
Contact Person:	
Nicolas Maiden	
Program Purpose:	
Evaluate all Non-Title V permit applications. Review and process data updates and permit renewals.	
Description of Program:	
<p>The Permit Evaluation Program involves activities related to the evaluation of permit applications submitted to the District (except Title V permit applications, which are covered under Program 506). This includes applications for: (1) new/modified sources subject to District New Source Review requirements, (2) emissions banking, (3) Interchangeable Emission Reduction Credits (IERCs), and (4) Prevention of Significant Deterioration (PSD) & Acid Rain permits. Staff calculates emissions and evaluates compliance with regulatory requirements, including case-by-case Best Available Control Technology (BACT) and offset determinations. The program includes California Environmental Quality Act (CEQA) review and Climate Protection activities related to permitted sources.</p> <p>The Permit Renewal Program involves activities related to the annual renewal of District permits. The permit renewal process involves collection of data needed to update the Air District's emissions inventory, review of permit conditions, preparation of permit fee invoices, reconciliation of discrepancies and issuance of permit documents. Information gathered during this process is used for planning and rule development may also result in enforcement action or additional permitting.</p>	
Justification of Change Request:	
Not Applicable	
Activities	
Evaluate all non-Title V permit applications (1,500 estimated).	
Complete CEQA-review functions.	
Provide technical support to all divisions including estimating emissions, rule/condition interpretations and rule development.	
Assist other agencies, industry and the public.	
Participate in cross-agency committees such as California Air Pollution Controls Officers Association (CAPCOA). Engineering Managers' Subcommittee and National Association of Clean Air Agencies (NACAA).	
Support implementation of rules (e.g., Refinery Regulations, GHG Regulations).	
Request, enter and review annual data update requests. Review and maintain permit conditions. Review permit renewal invoice program.	
Major Objectives	Delivery Date
Ensure the timely workflow of the permit renewal program	Ongoing
Implement Regulation 12.15 Petroleum Refining Emissions Tracking Emission Inventory Guidelines	June 2021

		Audited Program Expenditures	Approved Program Budget	Proposed Program Budget	FTE/Dollar Change	Percent Change
		2019	2020	2021	\$	%
Number of Positions (FTE)		34.53	38.44	37.71	(0.73)	(1.9)%
Personnel Expenditures						
Permanent Salaries	51100	4,058,246	4,747,328	4,803,370	56,042	1.2%
Overtime Salaries	51150	37,793	40,000	40,000		
Temporary Salaries	51200	49,889	64,048	64,048		
Payroll Taxes	51300	62,048	68,988	68,248	(740)	(1.1)%
Pension Benefits	51400	699,522	1,324,517	1,066,004	(258,513)	(19.5)%
FICA Replacement Benefits	51500	44,561	67,425	70,533	3,108	4.6%
Group Insurance Benefits	51600	607,361	678,451	659,162	(19,289)	(2.8)%
Employee Transportation Subsidy	51700	54,094	53,878	81,643	27,765	51.5%
Workers' Compensation	51800	12,307	21,830	20,832	(998)	(4.6)%
Other Post Employment Benefits	51850	387,244	379,654	362,301	(17,353)	(4.6)%
Board Stipends	51900					
Total Personnel Expenditures		6,013,065	7,446,119	7,236,141	(209,978)	(2.8)%
Services & Supplies Expenditures						
Travel In-State	52200	3,019	13,000	13,000		
Travel Out-of-State	52220	1,621				
Training & Education	52300	1,857	2,464	2,464		
Repair & Maintenance (Equipment)	52400					
Communications	52500		110	110		
Building Maintenance	52600					
Utilities	52700					
Postage	52800					
Printing & Reproduction	52900	2,728				
Equipment Rental	53100					
Rents & Leases	53200					
Professional Services & Contracts	53300	33,575	401,059	401,059		
General Insurance	53400					
Shop & Field Supplies	53500	9,970				
Laboratory Supplies	53600					
Gasoline & Variable Fuel	53700					
Computer Hardware & Software	53800	8,534	2,000	2,000		
Stationery & Office Supplies	53900					
Books & Journals	54100		200	200		
Minor Office Equipment	54200		368	368		
Total Services & Supplies Expenditures		61,304	419,201	419,201		
Capital Expenditures						
Leasehold Improvements	60100					
Building & Grounds	60105					
Office Equipment	60110					
Computer & Network Equipment	60115					
Motorized Equipment	60120					
Lab & Monitoring Equipment	60125					
Communications Equipment	60130					
General Equipment	60135					
PM 2.5 Equipment	60140					
Total Capital Expenditures						
Transfer In/Out						
Total Expenditures		6,074,369	7,865,320	7,655,342	(209,978)	(2.7)%

Managing Division:	
Engineering Division	
Contact Person:	
Fred Tanaka	
Program Purpose:	
Not applicable.	
Description of Program:	
Not applicable.	
Justification of Change Request:	
Program 502 was merged with program 501	
Activities	
Not applicable.	
Major Objectives	Delivery Date
Not applicable	Ongoing

BUDGET AND FINANCE COMMITTEE
MEETING OF 03/25/2020

Permit Renewals

502

		Audited Program Expenditures	Approved Program Budget	Proposed Program Budget	FTE/Dollar Change	Percent Change
		2019	2020	2021	\$	%
Number of Positions (FTE)		2.22				
Personnel Expenditures						
Permanent Salaries	51100	256,997				
Overtime Salaries	51150	4,810				
Temporary Salaries	51200	11,448				
Payroll Taxes	51300	4,215				
Pension Benefits	51400	78,542				
FICA Replacement Benefits	51500	3,053				
Group Insurance Benefits	51600	41,498				
Employee Transportation Subsidy	51700	3,254				
Workers' Compensation	51800	780				
Other Post Employment Benefits	51850	24,532				
Board Stipends	51900					
Total Personnel Expenditures		429,129				
Services & Supplies Expenditures						
Travel In-State	52200					
Travel Out-of-State	52220					
Training & Education	52300					
Repair & Maintenance (Equipment)	52400					
Communications	52500					
Building Maintenance	52600					
Utilities	52700					
Postage	52800					
Printing & Reproduction	52900					
Equipment Rental	53100					
Rents & Leases	53200					
Professional Services & Contracts	53300					
General Insurance	53400					
Shop & Field Supplies	53500					
Laboratory Supplies	53600					
Gasoline & Variable Fuel	53700					
Computer Hardware & Software	53800					
Stationery & Office Supplies	53900					
Books & Journals	54100					
Minor Office Equipment	54200					
Capital Expenditures						
Leasehold Improvements	60100					
Building & Grounds	60105					
Office Equipment	60110					
Computer & Network Equipment	60115					
Motorized Equipment	60120					
Lab & Monitoring Equipment	60125					
Communications Equipment	60130					
General Equipment	60135					
PM 2.5 Equipment	60140					
Total Capital Expenditures						
Transfer In/Out						
Total Expenditures		429,129				

Managing Division:	
Engineering Division	
Contact Person:	
Sanjeev Kamboj	
Program Purpose:	
To develop and implement an effective air toxics control strategy that integrates Federal, State, and local requirements.	
Description of Program:	
The Air Toxics Program involves the integration of Federal and State air toxics mandates with local goals that have been established by the Air District's Board of Directors. The program includes air toxics new source review (NSR), reduction of risk from existing facilities (Regulation 11, Rule 18), air toxics control measures, the Air Toxics "Hot Spots" Program, which includes maintaining an air toxics emissions inventory and research for alternative methods of reducing emissions. Staff conducts health risk assessments (HRAs), provides guidance on toxic emission calculations, controls, and impacts, maintains the toxic emission inventory, and assists with incident and compliance evaluation, as needed.	
Justification of Change Request:	
Not applicable.	
Activities	
Perform HRAs, as required, for permit applications involving new or modified sources (estimated 300 HRAs per year).	
Implement Regulation 11, Rule 18, Reduction of risk from air toxic emissions at existing facilities. Refine toxics emission inventory, update prioritization scores, and perform refined facility-wide HRAs to determine if these facilities are subject to Rule 11-18 (approximately 185 facility-wide HRAs over 4 years). Conduct HRAs for alternative scenarios and proposed revisions, as needed, to support implementation and verification of risk reduction measures.	
Review health risk assessments and Prevention of Significant Deterioration (PSD) modeling analyses for major permit applications.	
Maintain air toxics emissions inventory.	
Complete annual air toxics prioritization, Assembly Bill 2588 (AB2588), and review any new health risk assessments that may be required (estimate of 165 sites remain high-priority and need HRAs, these sites are exempt from Rule 11-18). Coordinate public notification and risk reduction audits.	
Collect gas dispensing facility (GDF) risk data to incorporate 2015 OEHHA HRA guidelines for gas stations in the Toxics NSR Rule 2-5.	
Conduct studies that reduce toxic air pollution.	
Support rule development efforts for reducing PM2.5 once health effect values for PM2.5 become available from Office of Environmental Health Hazard Assessment (OEHHA).	
Major Objectives	Delivery Date
Implement Phase 1 of Regulation 11, Rule 18, Reduction of Risk from Air Toxic Emissions at Existing Facilities.	Ongoing
Conduct HRAs and other modeling analyses for new source review projects that trigger Rule 2-5 or PSD requirements.	Ongoing
Produce annual stationary source toxic emissions inventory to California Air Resources Board (CARB) and EPA which includes sitewide HRAs.	September 2020
Publish Toxic Emission Factor Guidelines and 1-Hour Toxic Inventory Guidelines	December 2020
Rule Development amendments for Regulation 2, Rule 5 including changes to GDF HRA procedures	June 2021
Publish periodic Air Toxic Emissions and Air Toxics Control Program reports.	Ongoing

	Audited Program Expenditures	Approved Program Budget	Proposed Program Budget	FTE/Dollar Change	Percent Change
	2019	2020	2021	\$	%
Number of Positions (FTE)	5.81	5.30	7.96	2.66	50.2%
Personnel Expenditures					
Permanent Salaries 51100	780,676	779,321	1,186,241	406,920	52.2%
Overtime Salaries 51150	255	8,000	8,000		
Temporary Salaries 51200					
Payroll Taxes 51300	12,278	11,302	16,912	5,610	49.6%
Pension Benefits 51400	177,002	170,984	269,617	98,633	57.7%
FICA Replacement Benefits 51500	8,748	9,297	14,946	5,649	60.8%
Group Insurance Benefits 51600	119,125	100,174	159,039	58,865	58.8%
Employee Transportation Subsidy 51700	9,495	7,428	17,300	9,872	132.9%
Workers' Compensation 51800	2,368	3,010	4,414	1,404	46.6%
Other Post Employment Benefits 51850	74,513	52,346	76,772	24,426	46.7%
Board Stipends 51900					
Total Personnel Expenditures	1,184,460	1,141,862	1,753,241	611,379	53.5%
Services & Supplies Expenditures					
Travel In-State 52200	61	1,300	1,300		
Travel Out-of-State 52220		750	750		
Training & Education 52300	4,631	4,600	4,600		
Repair & Maintenance (Equipment) 52400					
Communications 52500					
Building Maintenance 52600					
Utilities 52700					
Postage 52800		39,940	39,940		
Printing & Reproduction 52900		7,000	7,000		
Equipment Rental 53100					
Rents & Leases 53200					
Professional Services & Contracts 53300	560	1,000	1,000		
General Insurance 53400					
Shop & Field Supplies 53500					
Laboratory Supplies 53600					
Gasoline & Variable Fuel 53700					
Computer Hardware & Software 53800		4,000	4,000		
Stationery & Office Supplies 53900		300	300		
Books & Journals 54100					
Minor Office Equipment 54200		400	400		
Total Services & Supplies Expenditures	5,252	59,290	59,290		
Capital Expenditures					
Leasehold Improvements 60100					
Building & Grounds 60105					
Office Equipment 60110					
Computer & Network Equipment 60115					
Motorized Equipment 60120					
Lab & Monitoring Equipment 60125					
Communications Equipment 60130					
General Equipment 60135					
PM 2.5 Equipment 60140					
Total Capital Expenditures					
Transfer In/Out					
Total Expenditures	1,189,712	1,201,152	1,812,531	611,379	50.9%

Managing Division:	
Engineering Division	
Contact Person:	
Fred Tanaka	
Program Purpose:	
Develop and maintain permit systems & provide administrative services	
Description of Program:	
The Permit Operations program involves the collection, updating and maintenance of data from permitted sources of air pollution, and the development and maintenance of systems to manage these data. Data include source/device locations, operational data, emission factors, emissions inventory, emissions banking and "no net increase" tracking. Additional program activities include maintaining procedures, coordination & tracking of permit-related activities, general administrative activities and customer support.	
Justification of Change Request:	
Not applicable	
Activities	
Process and maintain data from permitted facilities.	
Update and correct data from permitted facilities.	
Maintain and update database systems.	
Maintain program forms.	
Manage and improve data quality.	
Provide administrative support.	
Maintain permit tracking and management programs	
Maintain emissions bank and small facility bank.	
Maintain division pages on website.	
Manage division records including metadata and documents.	
Provide customer support.	
Major Objectives	Delivery Date
Produce annual stationary source emissions inventory to California Air Resources Board (CARB) and EPA	February 2021

BUDGET AND FINANCE COMMITTEE
MEETING OF 03/25/2020

		Audited Program Expenditures	Approved Program Budget	Proposed Program Budget	FTE/Dollar Change	Percent Change
		2019	2020	2021	\$	%
Number of Positions (FTE)		3.61	7.08	7.58	0.50	7.1%
Personnel Expenditures						
Permanent Salaries	51100	393,056	708,561	756,821	48,260	6.8%
Overtime Salaries	51150	13,793	5,000	5,000		
Temporary Salaries	51200	17,797				
Payroll Taxes	51300	6,024	10,195	10,682	487	4.8%
Pension Benefits	51400	74,287	151,237	163,732	12,495	8.3%
FICA Replacement Benefits	51500	4,262	12,419	14,228	1,809	14.6%
Group Insurance Benefits	51600	58,006	138,240	138,147	(93)	(0.1)%
Employee Transportation Subsidy	51700	5,403	9,923	16,469	6,546	66.0%
Workers' Compensation	51800	1,192	4,021	4,202	181	4.5%
Other Post Employment Benefits	51850	37,519	69,926	73,084	3,158	4.5%
Board Stipends	51900					
Total Personnel Expenditures		611,339	1,109,522	1,182,365	72,843	6.6%
Services & Supplies Expenditures						
Travel In-State	52200					
Travel Out-of-State	52220					
Training & Education	52300	802				
Repair & Maintenance (Equipment)	52400					
Communications	52500					
Building Maintenance	52600					
Utilities	52700					
Postage	52800					
Printing & Reproduction	52900	2,787	75,166	75,166		
Equipment Rental	53100					
Rents & Leases	53200					
Professional Services & Contracts	53300	13,353	12,255	12,255		
General Insurance	53400					
Shop & Field Supplies	53500	193	4,151	4,151		
Laboratory Supplies	53600					
Gasoline & Variable Fuel	53700					
Computer Hardware & Software	53800		1,021	1,021		
Stationery & Office Supplies	53900	7,947				
Books & Journals	54100					
Minor Office Equipment	54200					
Total Services & Supplies Expenditures		25,082	92,593	92,593		
Capital Expenditures						
Leasehold Improvements	60100					
Building & Grounds	60105					
Office Equipment	60110					
Computer & Network Equipment	60115					
Motorized Equipment	60120					
Lab & Monitoring Equipment	60125					
Communications Equipment	60130					
General Equipment	60135					
PM 2.5 Equipment	60140					
Total Capital Expenditures						
Transfer In/Out						
Total Expenditures		636,421	1,202,115	1,274,958	72,843	6.1%

Managing Division:	
Engineering Division	
Contact Person:	
Sanjeev Kamboj	
Program Purpose:	
Implementation of Federal Operating Permit Program for Major Facilities.	
Description of Program:	
The Title V program involves activities related to Title V of the Federal Clean Air Act (CAA), which requires the Air District to issue federally enforceable permits to major and other designated facilities. The program is intended to enhance compliance with the CAA via permits that explicitly include all Federal, State, and Air District requirements applicable to sources of air pollution at subject facilities.	
Justification of Change Request:	
Not applicable.	
Activities	
Evaluate and process Title V applications (initial, renewal, revision, administrative amendment and reopening).	
Conduct Title V outreach activities and public hearings, as needed.	
Provide Title V training to the Air District staff.	
Track EPA rulemaking related to Title V, Section 112, compliance monitoring and acid rain.	
Major Objectives	Delivery Date
Implement streamlining measures and ensure timely issuance of the Title V applications.	Ongoing

		Audited Program Expenditures	Approved Program Budget	Proposed Program Budget	FTE/Dollar Change	Percent Change
		2019	2020	2021	\$	%
Number of Positions (FTE)		3.84	5.15	4.27	(0.88)	(17.1)%
Personnel Expenditures						
Permanent Salaries	51100	455,669	660,087	573,371	(86,716)	(13.1)%
Overtime Salaries	51150	1,352	66,330	66,330		
Temporary Salaries	51200		8,006	8,006		
Payroll Taxes	51300	7,267	10,539	8,154	(2,385)	(22.6)%
Pension Benefits	51400	97,636	143,095	129,964	(13,131)	(9.2)%
FICA Replacement Benefits	51500	5,146	9,033	8,017	(1,016)	(11.2)%
Group Insurance Benefits	51600	70,024	102,013	80,872	(21,141)	(20.7)%
Employee Transportation Subsidy	51700	6,563	7,218	9,230	2,062	28.6%
Workers' Compensation	51800	1,382	2,925	2,363	(557)	(19.0)%
Other Post Employment Benefits	51850	43,495	50,864	41,181	(9,683)	(19.0)%
Board Stipends	51900					
Total Personnel Expenditures		688,534	1,060,110	927,543	(132,567)	(12.5)%
Services & Supplies Expenditures						
Travel In-State	52200		378	378		
Travel Out-of-State	52220					
Training & Education	52300		907	907		
Repair & Maintenance (Equipment)	52400					
Communications	52500		530	530		
Building Maintenance	52600					
Utilities	52700					
Postage	52800					
Printing & Reproduction	52900	9,990	28,873	28,873		
Equipment Rental	53100					
Rents & Leases	53200					
Professional Services & Contracts	53300		402,723	402,723		
General Insurance	53400					
Shop & Field Supplies	53500					
Laboratory Supplies	53600					
Gasoline & Variable Fuel	53700					
Computer Hardware & Software	53800		919	919		
Stationery & Office Supplies	53900					
Books & Journals	54100		613	613		
Minor Office Equipment	54200		185	185		
Total Services & Supplies Expenditures		9,990	435,128	435,128		
Capital Expenditures						
Leasehold Improvements	60100					
Building & Grounds	60105					
Office Equipment	60110					
Computer & Network Equipment	60115					
Motorized Equipment	60120					
Lab & Monitoring Equipment	60125					
Communications Equipment	60130					
General Equipment	60135					
PM 2.5 Equipment	60140					
Total Capital Expenditures						
Transfer In/Out						
Total Expenditures		698,524	1,495,238	1,362,671	(132,567)	(8.9)%

Managing Division:	
Engineering Division	
Contact Person:	
Fred Tanaka	
Program Purpose:	
Develop the infrastructure for consistent and efficient permit evaluation and processing, and complete projects intended to develop and improve programs within the Engineering Division.	
Description of Program:	
<p>The Engineering Special Projects program involves activities that are intended to ensure consistent, efficient, and high-quality, permit evaluation and processing. This includes the development of permit rules, policies, procedures, training and tools within the division. The program involves the deployment of the Production System and other tools including an online portal for customer to submit information electronically. Goals of the program include the reduction of time and effort needed to evaluate and issue permit applications, and the improvement of the quality of permit services provided such as training and tools for internal and external customers. In addition, new programs or changes to existing programs are developed and implemented.</p> <p>The program also implements public noticing, public records fulfillment and other projects not specified in other Division programs. Planning and implementation of AB 617 activities are also handled in this program.</p>	
Justification of Change Request:	
<p>The account for Legal Notices (Public Notices) is being increased by an additional \$100,000. Averaged over the last 3 years, the cost for implementing the public notice program is \$140,500, but has steadily increased every year. In the FY2019 budget process, this account was short changed \$50,000 when the public notice program was moved from Program 503 to 507. Public notice costs are recovered by permit application fees paid by the applicant. Due to PG&E's Public Safety Power Shutoff Program, there will continue to be an increase in backup generator applications and public notices if within 1000 feet of a school.</p>	
Activities	
Develop and maintain District permit rules, policies and procedures.	
Update permitting tools such as Permit Handbook, Best Available Control Technology (BACT) and Toxic Best Available Control Technology (TBACT) Workbook documents	
Review and improve the point source emissions inventory.	
Manage training program.	
Coordinate Public Noticing activities.	
Process Public Records Requests for division records.	
Develop/update permitting programs including emissions factors, standard permit conditions, permit handbook chapters, BACT workbook and other manuals to streamline permitting and increase consistency.	
Develop and implement AB 617 work including inventory, rule development, reporting, technology clearinghouse development, community risk reduction and re-envisioning of permitting in impacted communities.	
Major Objectives	Delivery Date
Complete and submit interchangeable Emission Reduction Credit (IERC) report to California Air Resources Board (CARB).	March 2021
Complete and submit Offset Equivalence report for EPA.	March 2021

		Audited Program Expenditures	Approved Program Budget	Proposed Program Budget	FTE/Dollar Change	Percent Change
		2019	2020	2021	\$	%
Number of Positions (FTE)		4.12	3.67	5.56	1.89	51.5%
Personnel Expenditures						
Permanent Salaries	51100	507,031	479,821	726,736	246,915	51.5%
Overtime Salaries	51150	1,696	5,000	5,000		
Temporary Salaries	51200	5,413				
Payroll Taxes	51300	7,808	6,951	10,341	3,390	48.8%
Pension Benefits	51400	77,561	102,313	162,588	60,275	58.9%
FICA Replacement Benefits	51500	5,671	6,437	10,444	4,007	62.2%
Group Insurance Benefits	51600	77,270	73,769	112,066	38,297	51.9%
Employee Transportation Subsidy	51700	8,655	5,144	12,038	6,944	135.0%
Workers' Compensation	51800	1,538	2,084	3,084	1,000	48.0%
Other Post Employment Benefits	51850	48,394	36,247	53,643	17,396	48.0%
Board Stipends	51900					
Total Personnel Expenditures		741,037	717,766	1,095,990	378,224	52.7%
Services & Supplies Expenditures						
Travel In-State	52200		5,000	5,000		
Travel Out-of-State	52220	399				
Training & Education	52300	5,746	65,000	65,000		
Repair & Maintenance (Equipment)	52400					
Communications	52500	7,710	5,000	5,000		
Building Maintenance	52600					
Utilities	52700					
Postage	52800					
Printing & Reproduction	52900	100,119	50,200	150,200	100,000	199.2%
Equipment Rental	53100					
Rents & Leases	53200	1,000				
Professional Services & Contracts	53300	73,009	50,000	50,000		
General Insurance	53400					
Shop & Field Supplies	53500	10,266	10,000	10,000		
Laboratory Supplies	53600					
Gasoline & Variable Fuel	53700					
Computer Hardware & Software	53800	4,769	60,000	60,000		
Stationery & Office Supplies	53900	46				
Books & Journals	54100		400		(400)	(100.0)%
Minor Office Equipment	54200		1,500		(1,500)	(100.0)%
Total Services & Supplies Expenditures		203,064	247,100	345,200	98,100	39.7%
Capital Expenditures						
Leasehold Improvements	60100					
Building & Grounds	60105					
Office Equipment	60110					
Computer & Network Equipment	60115					
Motorized Equipment	60120					
Lab & Monitoring Equipment	60125					
Communications Equipment	60130					
General Equipment	60135					
PM 2.5 Equipment	60140					
Total Capital Expenditures						
Transfer In/Out						
Total Expenditures		944,101	964,866	1,441,190	476,324	49.4%

BUDGET AND FINANCE COMMITTEE
MEETING OF 03/25/2020

- Page Intentionally Left Blank -

Assessment, Inventory & Model Division

The Assessment, Inventory, and Modeling Division prepares comprehensive source emission inventories for the Bay Area, conducts air quality modeling at both regional and community scales, and prepares technical assessments that combine modeling and measurements. Division staff coordinates and implements programs to improve and report estimates of emissions of criteria pollutants, toxic air contaminants, and climate forcing pollutants. Division staff assesses emissions, concentrations, and exposures of toxic air contaminants, particulate matter, ozone and their precursors, to support targeted strategies that reduce impacts of air pollution both regionally and within communities, especially where AB 617 community action plans are being developed. Division staff reviews and provides guidance on environmental health risk assessments within environmental review documents prepared pursuant to California Environmental Quality Act (CEQA). In FYE 2021, staff will continue to implement the multi-pollutant Bay Area 2017 Clean Air Plan (2017 Plan), which addresses ozone, particulate matter, toxic air contaminants and greenhouse gases (GHGs). The 2017 Plan includes goals to attain all ambient air quality standards, eliminate disparities in health risk from air pollution, and reduce regional GHG emissions 40% below 1990 levels by 2030 and 80% below 1990 levels by 2050. To meet the requirements of AB 617, staff will work to produce technical assessments to support community air quality action plans, including: identifying and prioritizing impacted communities, coordinating with community co-leads Steering Committees to reduce emissions and exposures, and providing tools and products that inform local strategies. In FYE 2021, staff will analyze aerometric data, conduct regional modeling, and apply statistical analyses to support the District's grant programs, rule development, permitting, climate protection, and planning activities. Staff will conduct source apportionment analyses and hybrid photochemical and dispersion modeling, characterize emissions and air quality, and assess air quality health impacts to support AB 617. Staff will continue to work with CARB, U.S. EPA, NOAA, NASA, Northern California air districts, and other stakeholders on the regional modeling, focused mainly on ozone, air toxics and PM. These studies involve field measurements, use of satellite data, emissions inventory development, modeling, and analysis of air quality and pollutant transport in North Central California. Staff will further improve modeling emissions estimates and continue conducting data analysis and modeling to better understand formation of fine and ultrafine PM, ozone and air toxics, and their health impacts in the Bay Area. Staff will investigate transport of pollutants between the Bay Area and neighboring regions and intercontinental transport of pollutants. In FYE 2021, Division staff will continue work with other divisions on the technical analysis, outreach, and risk reduction components of the CARE Program. AB 617 will require an expansion of the CARE program's technical work, including: updates to regional-scale air toxics emissions estimates and modeling; an expanded program focused on local-scale emissions inventory development and modeling of air toxics and fine particulate matter; assessment via measurements and analyses in impacted communities of fine particulate matter and air toxic emissions and modeling; identifying impacted communities; and working with State agencies, cities, counties, local stakeholders and others to develop and implement community action plans. Division staff supports the work of other Divisions in reviewing health risk assessments within CEQA documents to provide comments where assessments are inconsistent with Air District guidance. Many programs in the Division are supported by updating and reporting inventories of air pollutant emissions. In FYE 2021, Division staff will work with other divisions to review emissions inventory products and develop a quality assurance plan for them. Updated emissions methods and databases are needed for assessing impacts of pollution sources and to meet reporting and rule development requirements of the District. New requirements from CARB, posed by AB 617 and the Criteria and Toxic Report Rule, require annual emissions reports for toxics and criteria pollutants for major emitters and improved consistency in methods for estimating emissions across California's air districts. In FYE 2021, staff will conduct measurement studies of methane and other GHGs to support rule-making and compliance and enforcement efforts; and refine and maintain the Bay Area GHG emission inventory and improve GHG emissions forecasts. Staff will coordinate with other Divisions to develop improved methane emissions from the waste sector, including composting.

Managing Division:	
Assessment, Inventory & Model Division	
Contact Person:	
Song Bai	
Program Purpose:	
Compile source inventories for criteria pollutants, toxic air contaminants (TACs) and greenhouse gases (GHGs) for planning, rule development, exposure assessments, and public information; assess emissions estimates to support programs to reduce health risks from air pollution and to reduce levels of climate-forcing pollutants.	
Description of Program:	
Staff assigned to this program compiles inventories of air pollution emissions (criteria pollutants, TAC, and GHGs) from industrial sources, motor vehicles, commercial and agricultural activities, consumer products, and natural sources, which are used for air quality planning, rules development, and air quality progress tracking. To meet State requirements, the Source Inventories Program reports permitted source emissions to the California Air Resources Board (CARB) annually; CARB's newly adopted Criteria and Toxics Reporting (CTR) Regulation requires additional staff time and resources to report emissions from permitted facilities using methods standardized across California air districts. Staff estimates emissions for local-scale exposure assessments and Community Action Plans required by Assembly Bill (AB) 617. Staff also prepares and maintains GHG emission inventories and forecasts for the region, with near-term focus on volatile organic compounds (VOC) and methane from permitted facilities.	
Justification of Change Request:	
AB 617 continues to impose major new requirements, such as meeting CTR Regulation requirements and developing quality-assured, hyper-local emissions estimates in AB 617 communities, which demand additional resources from the Source Inventories Program.	
Activities	
Develop emissions inventories and improve the District's ability to assess emissions estimates.	
Prepare and improve emissions estimates to report to CARB; coordinate with Engineering Division to ensure consistent reporting under state requirements and the new CTR regulation.	
Refine and evaluate emissions estimates to support Air District programs, with emphasis on methane, TAC, and fine particulate matter and incorporation of new measurement and analysis techniques.	
Provide inventory information to support Air District staff in various programs, including assessment of AB 617 communities and development of local air quality Action Plans.	
Provide inventory information and emissions estimates under public record request.	
Major Objectives	Delivery Date
Develop activity datasets and methods for hyper-local emissions estimates to support AB 617.	June 2021
Prepare and transmit source emissions estimates to meet State annual reporting requirements.	June 2021
Improve emissions methods by incorporating measurements and/or new models to develop VOC and methane emissions estimates for Bay Area refinery sector and waste sector.	June 2021

Source Inventories

601

		Audited Program Expenditures	Approved Program Budget	Proposed Program Budget	FTE/Dollar Change	Percent Change
		2019	2020	2021	\$	%
Number of Positions (FTE)		4.49	6.20	6.09	(0.11)	(1.8)%
Personnel Expenditures						
Permanent Salaries	51100	590,513	832,239	898,869	66,630	8.0%
Overtime Salaries	51150	2,344		5,000	5,000	
Temporary Salaries	51200					
Payroll Taxes	51300	9,103	11,934	12,817	883	7.4%
Pension Benefits	51400	112,361	176,007	197,397	21,390	12.2%
FICA Replacement Benefits	51500	6,522	10,875	11,439	564	5.2%
Group Insurance Benefits	51600	88,760	130,475	141,500	11,025	8.4%
Employee Transportation Subsidy	51700	7,069	8,690	13,241	4,551	52.4%
Workers' Compensation	51800	1,792	3,521	5,379	(142)	(4.0)%
Other Post Employment Benefits	51850	56,369	61,235	58,757	(2,478)	(4.0)%
Board Stipends	51900					
Total Personnel Expenditures		874,833	1,234,976	1,342,399	107,423	8.7%
Services & Supplies Expenditures						
Travel In-State	52200	1,209	3,900	4,600	700	17.9%
Travel Out-of-State	52220	3,825	3,100	5,200	2,100	67.7%
Training & Education	52300	14,771	23,000	25,000	2,000	8.7%
Repair & Maintenance (Equipment)	52400					
Communications	52500					
Building Maintenance	52600					
Utilities	52700					
Postage	52800					
Printing & Reproduction	52900					
Equipment Rental	53100					
Rents & Leases	53200					
Professional Services & Contracts	53300	168,555	120,900	251,000	130,100	107.6%
General Insurance	53400					
Shop & Field Supplies	53500					
Laboratory Supplies	53600					
Gasoline & Variable Fuel	53700					
Computer Hardware & Software	53800		22,000	22,000		
Stationery & Office Supplies	53900	140		200	200	
Books & Journals	54100		600	600		
Minor Office Equipment	54200		1,000	1,000		
Total Services & Supplies Expenditures		188,500	174,500	309,600	135,100	77.4%
Capital Expenditures						
Leasehold Improvements	60100					
Building & Grounds	60105					
Office Equipment	60110					
Computer & Network Equipment	60115					
Motorized Equipment	60120					
Lab & Monitoring Equipment	60125					
Communications Equipment	60130					
General Equipment	60135					
PM 2.5 Equipment	60140					
Total Capital Expenditures						
Transfer In/Out						
Total Expenditures		1,063,333	1,409,476	1,651,999	242,523	17.2%

Managing Division:	
Assessment, Inventory & Model Division	
Contact Person:	
Saffet Tanrikulu	
Program Purpose:	
Provide technical support to the District's initiatives and collaborative activities through modeling and air quality analyses.	
Description of Program:	
This program provides technical support to various District activities, including: Assembly Bill 617 related programs, the Air Quality Planning Program, Strategic Incentives Division programs, the Climate Protection Program, the Spare the Air Program, the ambient data Quality Assurance (QA)/Quality Control (QC) Program, the Central California Air Quality Studies (CCAQS), and the California Baseline Ozone Transport Study (CABOTS). It also manages the District's modeling- and data analysis-related contracts; participates in the District's rule development, permit modeling, air monitoring and emissions inventory/exposure assessment activities; and responds to requests from District staff and the public for ambient data. It also collaborates with federal and state agencies to assess pollutant exposure, health impacts and international pollutant transport.	
Justification of Change Request:	
A storage device will be purchased for sharing AB617-related modeling and analysis data.	
Activities	
Support Assembly Bill 617: perform PM and air toxics modeling; assess air quality and health impacts.	
Support District's Air Quality Planning Program: conduct data analysis and modeling.	
Support the Strategic Incentives Division: create and update pollutant concentration maps.	
Manage the District's data analysis and modeling-related contracts	
Perform air quality modeling and data analysis to support the District's rulemaking activities.	
Support permitting activities: Prepare meteorological inputs for AERMOD to support permit modeling.	
Participate in CARB's Central California Air Quality Study programs.	
Perform quality assurance and quality control on District's meteorological data.	
Participate in NASA's effort to estimate wildfire health impacts.	
Major Objectives	Delivery Date
Perform PM and air toxics modeling and analyses to assess pollutant formation in the Bay Area.	Ongoing
Update health impact analyses of ozone and PM.	Ongoing
Perform source apportionment analyses to quantify the contribution of various emission sources.	Ongoing
Verify the District's aerometric data for 2019.	Ongoing
Perform WRF/CMAQ modeling and analyses to support the District's rule development efforts.	Ongoing
Update emissions modeling data, e.g., conduct modeling with improved condensable PM emissions estimates.	Ongoing
Develop a conceptual model for pollutant formation.	Ongoing
Update health risk analysis for air toxics and other pollutants.	Ongoing

		Audited Program Expenditures	Approved Program Budget	Proposed Program Budget	FTE/Dollar Change	Percent Change
		2019	2020	2021	\$	%
Number of Positions (FTE)		3.00	3.75	3.70	(0.05)	(1.3)%
Personnel Expenditures						
Permanent Salaries	51100	380,735	497,760	531,902	34,142	6.9%
Overtime Salaries	51150			5,000	5,000	
Temporary Salaries	51200					
Payroll Taxes	51300	5,917	7,137	7,582	445	6.2%
Pension Benefits	51400	72,448	106,284	117,522	11,238	10.6%
FICA Replacement Benefits	51500	4,255	6,578	6,943	365	5.5%
Group Insurance Benefits	51600	57,970	70,063	71,667	1,604	2.3%
Employee Transportation Subsidy	51700	5,876	5,256	8,036	2,780	52.9%
Workers' Compensation	51800	1,155	2,130	2,031	(79)	(3.7)%
Other Post Employment Benefits	51850	36,341	37,037	35,663	(1,374)	(3.7)%
Board Stipends	51900					
Total Personnel Expenditures		564,697	732,245	786,366	54,121	7.4%
Services & Supplies Expenditures						
Travel In-State	52200		1,380	1,400	20	1.4%
Travel Out-of-State	52220	2,611	3,780	4,550	770	20.4%
Training & Education	52300	765	7,000	8,000	1,000	14.3%
Repair & Maintenance (Equipment)	52400		8,000	8,000		
Communications	52500					
Building Maintenance	52600					
Utilities	52700					
Postage	52800					
Printing & Reproduction	52900					
Equipment Rental	53100					
Rents & Leases	53200					
Professional Services & Contracts	53300	211,732	280,000	280,000		
General Insurance	53400					
Shop & Field Supplies	53500					
Laboratory Supplies	53600					
Gasoline & Variable Fuel	53700					
Computer Hardware & Software	53800					
Stationery & Office Supplies	53900		500	500		
Books & Journals	54100					
Minor Office Equipment	54200					
Total Services & Supplies Expenditures		215,108	300,660	302,450	1,790	0.6%
Capital Expenditures						
Leasehold Improvements	60100					
Building & Grounds	60105					
Office Equipment	60110					
Computer & Network Equipment	60115		70,000	40,000	(30,000)	(42.9)%
Motorized Equipment	60120					
Lab & Monitoring Equipment	60125					
Communications Equipment	60130					
General Equipment	60135					
PM 2.5 Equipment	60140					
Total Capital Expenditures			70,000	40,000	(30,000)	(42.9)%
Transfer In/Out						
Total Expenditures		779,805	1,102,905	1,128,816	25,911	2.3%

Managing Division:	
Assessment, Inventory & Model Division	
Contact Person:	
Saffet Tanrikulu	
Program Purpose:	
Perform air quality modeling and data analyses to evaluate emission control strategies to attain and maintain air quality standards.	
Description of Program:	
This program maintains and applies state-of-the-science meteorological, emissions inventory and air quality models to investigate the formation of ozone, fine and ultrafine particulate matter (PM2.5 and PM0.1), and toxic air contaminants in the Bay Area; assesses the attainment status of the Bay Area with respect to Federal and State standards; supports Federal and State air quality plan development activities; quantifies the transport of ozone, PM and toxic air contaminants and their precursors within the Bay Area as well as between the Bay Area and neighboring districts; and quantifies the health impacts of ozone, PM, and toxic air contaminants. This program also includes analyses of ambient data, preparation of model inputs, monetary valuation of air pollution impacts in the Bay Area, maintenance of the District's cluster computer system, development of graphics and statistical programs to evaluate model inputs and outputs, and collaboration with modeling and air quality planning staff of CARB, U.S. EPA, NOAA, NASA, neighboring districts, industry, academia and other stakeholders.	
Justification of Change Request:	
Not applicable.	
Activities	
Maintain and apply emissions inventory models to prepare inputs to air quality models.	
Maintain and apply air pollution health impacts and monetary valuation models.	
Prepare ambient data for model inputs and evaluation of model outputs.	
Conduct ambient data analyses for ozone, PM2.5, PM0.1 and toxic air contaminants.	
Evaluate and improve model performance for multi-pollutant applications.	
Maintain the District's cluster computer system on which models are run.	
Develop in-house staff expertise related to modeling and air quality analysis.	
Analyze the Bay Area's status relative to national and state ambient air quality standards.	
Conduct source apportionment studies and trend analyses.	
Major Objectives	Delivery Date
Evaluate and improve CMAQ model performance.	Ongoing
Maintain and evaluate dispersion models.	Ongoing
Evaluate and improve WRF meteorological model performance.	Ongoing
Evaluate and update BenMAP for assessing health impacts of pollutants.	Ongoing
Maintain the meteorological and air quality database for modeling.	Ongoing
Update analysis of CMAQ sensitivity to emission reductions for PM and toxics.	Ongoing
Update and improve emissions estimates for modeling.	Ongoing
Maintain modeling computers, update modeling software and computer libraries.	Ongoing

		Audited Program Expenditures	Approved Program Budget	Proposed Program Budget	FTE/Dollar Change	Percent Change
		2019	2020	2021	\$	%
Number of Positions (FTE)		3.81	3.65	3.60	(0.05)	(1.4)%
Personnel Expenditures						
Permanent Salaries	51100	486,125	496,621	517,615	20,994	4.2%
Overtime Salaries	51150			5,000	5,000	
Temporary Salaries	51200					
Payroll Taxes	51300	7,466	7,123	7,373	250	3.5%
Pension Benefits	51400	89,841	106,633	114,667	8,034	7.5%
FICA Replacement Benefits	51500	5,314	6,402	6,755	353	5.5%
Group Insurance Benefits	51600	72,341	76,129	73,293	(2,836)	(3.7)%
Employee Transportation Subsidy	51700	6,961	5,116	7,819	2,703	52.8%
Workers' Compensation	51800	1,475	2,073	1,995	(78)	(3.8)%
Other Post Employment Benefits	51850	46,399	36,049	34,699	(1,350)	(3.7)%
Board Stipends	51900					
Total Personnel Expenditures		715,922	736,146	769,216	33,070	4.5%
Services & Supplies Expenditures						
Travel In-State	52200	27	1,600	1,700	100	6.3%
Travel Out-of-State	52220		2,080	2,100	20	1.0%
Training & Education	52300	350	2,000	2,000		
Repair & Maintenance (Equipment)	52400	4,427	10,000	12,000	2,000	20.0%
Communications	52500					
Building Maintenance	52600					
Utilities	52700					
Postage	52800					
Printing & Reproduction	52900		3,500	3,500		
Equipment Rental	53100					
Rents & Leases	53200					
Professional Services & Contracts	53300		9,500	10,000	500	5.3%
General Insurance	53400					
Shop & Field Supplies	53500					
Laboratory Supplies	53600					
Gasoline & Variable Fuel	53700					
Computer Hardware & Software	53800	2,104	7,500	8,000	500	6.7%
Stationery & Office Supplies	53900					
Books & Journals	54100					
Minor Office Equipment	54200					
Total Services & Supplies Expenditures		6,908	36,180	39,300	3,120	8.6%
Capital Expenditures						
Leasehold Improvements	60100					
Building & Grounds	60105					
Office Equipment	60110					
Computer & Network Equipment	60115					
Motorized Equipment	60120					
Lab & Monitoring Equipment	60125					
Communications Equipment	60130					
General Equipment	60135					
PM 2.5 Equipment	60140					
Total Capital Expenditures						
Transfer In/Out						
Total Expenditures		722,830	772,326	808,516	36,190	4.7%

Managing Division:	
Assessment, Inventory & Model Division	
Contact Person:	
Song Bai	
Program Purpose:	
Evaluate community health risks from ambient toxic air contaminants (TACs), fine particulate matter (PM) and other pollutants. Develop mitigation strategies and measures for local sources and locations with higher exposures and risk levels and vulnerable populations.	
Description of Program:	
The District's CARE program targets community risk reduction activities and actively supports the development of local air quality Action Plans required by Assembly Bill 617. The CARE program coordinates emissions estimation, air modeling and monitoring, analysis of health records and socio-economic datasets, and exposure and health assessments to identify areas with vulnerable populations and relatively high air pollution. Information derived from these activities is used for risk reduction activities, such as rulemaking, grant and incentive programs, local air quality plans, collaboration with public health professionals, advocacy of State and local regulatory programs, and community engagement processes.	
Justification of Change Request:	
AB 617 continues to impose major new requirements, which demand additional products and resources from the CARE Program on a specified timeline to assess community-scale air quality, engage with communities, and provide technical support to local Community Action Plans.	
Activities	
Conduct local-scale modeling and analyses to support assessment of AB 617 communities and development of action plans.	
Develop and improve modeling methods to identify emission sources affecting impacted communities and improve data analysis.	
Compile demographic, business, and activity data; enhance data visualization/analysis for community partnerships and local planning guidance.	
Develop mitigation strategies for development near busy roadways and other air pollution sources.	
Participate in outreach and assist in evaluating community risks and hazards, through measurement and modeling programs.	
Major Objectives	Delivery Date
Conduct community-scale assessments in Richmond and other communities; collaborate with other District Divisions to develop community prioritization methods.	June 2021
Develop and document improved methodology/tools for community-scale modeling to support AB 617 Community Action Plan development.	June 2021
Work collaboratively across Air District Divisions to build Technical Assessments Teams.	June 2021

		Audited Program Expenditures	Approved Program Budget	Proposed Program Budget	FTE/Dollar Change	Percent Change
		2019	2020	2021	\$	%
Number of Positions (FTE)		3.54	3.28	3.50	0.22	6.7%
Personnel Expenditures						
Permanent Salaries	51100	474,691	499,095	549,743	50,648	10.1%
Overtime Salaries	51150	1,183		5,000	5,000	
Temporary Salaries	51200	26,018				
Payroll Taxes	51300	7,260	7,166	7,860	694	9.7%
Pension Benefits	51400	79,995	105,018	118,419	13,401	12.8%
FICA Replacement Benefits	51500	5,189	5,753	6,576	823	14.3%
Group Insurance Benefits	51600	70,710	70,316	71,461	1,145	1.6%
Employee Transportation Subsidy	51700	5,653	4,597	7,611	3,014	65.6%
Workers' Compensation	51800	1,448	1,863	1,942	79	4.2%
Other Post Employment Benefits	51850	45,561	32,395	33,774	1,379	4.3%
Board Stipends	51900					
Total Personnel Expenditures		717,708	726,203	802,386	76,183	10.5%
Services & Supplies Expenditures						
Travel In-State	52200	59	1,300	2,300	400	21.1%
Travel Out-of-State	52220		2,000	2,600	600	30.0%
Training & Education	52300	275	11,000	8,500	(2,500)	(22.7)%
Repair & Maintenance (Equipment)	52400		5,000	5,000		
Communications	52500	2,667	1,000	3,000	2,000	200.0%
Building Maintenance	52600					
Utilities	52700					
Postage	52800					
Printing & Reproduction	52900		2,000	2,000		
Equipment Rental	53100					
Rents & Leases	53200					
Professional Services & Contracts	53300	71,965	260,700	400,500	139,800	53.6%
General Insurance	53400					
Shop & Field Supplies	53500					
Laboratory Supplies	53600					
Gasoline & Variable Fuel	53700					
Computer Hardware & Software	53800	13,977	19,000	19,000		
Stationery & Office Supplies	53900	77	200	200		
Books & Journals	54100	285	500	500		
Minor Office Equipment	54200		100	100		
Total Services & Supplies Expenditures		89,305	303,400	443,700	140,300	46.2%
Capital Expenditures						
Leasehold Improvements	60100					
Building & Grounds	60105					
Office Equipment	60110					
Computer & Network Equipment	60115					
Motorized Equipment	60120					
Lab & Monitoring Equipment	60125					
Communications Equipment	60130					
General Equipment	60135					
PM 2.5 Equipment	60140					
Total Capital Expenditures						
Transfer In/Out						
Total Expenditures		807,013	1,029,603	1,246,086	216,483	21.0%

BUDGET AND FINANCE COMMITTEE
MEETING OF 03/25/2020

- Page Intentionally Left Blank -

Planning & Climate Protection Division

The Planning and Climate Protection Division develops and implements local community emissions reduction plans per AB 617, prepares plans to meet State and Federal air quality standards, and coordinates and implements climate protection activities. Division staff analyze ambient conditions and local and regional toxic air contaminants, particulate matter, ozone and their precursors, and greenhouse gas emissions to develop and implements program to reduce impacts on people and the planet. Division staff works with cities, counties and other agencies to encourage transportation and land use decisions that improve air quality and protect the climate, and prepares, reviews and provides guidance on environmental documents prepared pursuant to California Environmental Quality Act (CEQA).

In FYE 2021, staff will continue to implement the multi-pollutant Bay Area 2017 Clean Air Plan (2017 Plan), which addresses ozone, particulate matter, toxic air contaminants and greenhouse gases (GHGs). The 2017 Plan includes goals to attain all ambient air quality standards, eliminate disparities in health risk from air pollution, and reduce regional GHG emissions 40% below 1990 levels by 2030 and 80% below 1990 levels by 2050. To meet the requirements of AB 617 staff will work in close coordination with community partners and steering committees in West Oakland and the Richmond-San Pablo Area to identify and prioritize pollution and exposure reduction strategies, conduct community engagement, implement measures to reduce emissions and exposure, and provide land use guidance. Staff will continue to work on updating and implementing the CEQA Thresholds and Guidelines in partnership with local lead agencies, regional agencies, and others. Staff will provide technical assistance to cities and counties on advancing climate protection activities and improving local plans to address air quality and environmental justice elements per SB 1000. Staff will track the development of new national ambient air quality standards and address any associated planning requirements as needed. Staff will continue to work with Cal EPA, the California Air Resources Board (CARB), and Federal, State, regional and local agencies to reduce emissions associated with ports and goods movement and implement other mobile source programs.

In FYE 2021, staff will implement GHG emission reduction measures identified in the 2017 Plan, guided by staff's work to implement region-wide strategies to reduce methane, CO₂ and F-gases. Staff will: administer the Climate Protection Grant Program; develop and implement the Building Decarbonization Program; support the Diesel Free by '33 initiative; complete an update to CEQA Thresholds for GHGs; work with local governments and community choice energy programs to develop low-carbon alternatives for emergency back-up power and use of battery storage and microgrids; convene a region-wide event on climate change and food for food industry professionals and local governments, including low-carbon diets and reducing food waste; develop best practices and resources for local governments related to VMT reduction and organic waste diversion per SB 1383; develop rules and rule amendments to reduce GHGs; work with CARB to coordinate state and regional climate programs; assist local governments with the development and implementation of climate action plans and local GHG reduction strategies; develop model ordinances and best practices to accelerate local policy adoption for reducing GHGs; collaborate with regional agency partners to develop a strong Plan Bay Area 2050; work with partner agencies to implement regional GHG reduction strategies through the Bay Area Regional Collaborative.

Managing Division:	
Planning & Climate Protection Division	
Contact Person:	
Wendy Goodfriend	
Program Purpose:	
Prepare and track regional plans to attain and maintain State and National ambient air quality standards and lead development of community emission reduction plans per AB 617.	
Description of Program:	
Historically, this program has focused on preparing regional air quality plans to attain or maintain State and National air quality standards. This work has including preparation and submission of State Triennial Updates (i.e., Clean Air Plan) and SIP related documents. Currently, this program is working closely with the most overburdened communities and impacted neighborhoods across the region to implement Assembly Bill 617 through the Air District's Community Health Protection Program. District staff are working closely with community co-leads, Steering Committees and community members to develop community emission reduction plans that incorporate local scale emissions and exposure analyses and diverse and varied strategies to improve community health by reducing exposure to air pollutants. Preparing regional and local air quality plan requires collaboration across the Air District, and trusted partnerships with local, regional and State agencies, community groups and community members. As part of this program, District staff prepare and obtain certification of CEQA documents as necessary; track the effectiveness of air quality plans; track, comment and ensure compliance with State and National air quality planning requirements; and report to CARB and EPA on status and progress.	
Justification of Change Request:	
Activities	
Lead the development of community emission reduction plans in AB 617 communities.	
Prepare and obtain certification of CEQA documents for any AB 617 community action plans.	
Lead the development of initial community profiles and land use maps for year 2-5 AB 617 communities.	
Support capacity building activities in year 2-5 AB 617 communities.	
Participate in planning activities related to State and Federal ambient air quality standards.	
Track development of new or amended State or Federal ambient air quality standards.	
Prepare documents or technical analyses to meet any new or amended State or Federal planning requirements for ozone and PM2.5.	
Maintain the Air District website with current air quality planning requirements and/or information related to proposed revisions to State or Federal ambient air quality standards.	
Major Objectives	
	Delivery Date
Lead the development of a community emission reduction plan for the Richmond-San Pablo area.	Ongoing
Lead the preparation of CEQA documents for the Richmond-San Pablo area community emission reduction plan.	June 2021
Lead the development of initial community profiles and land use maps for select year 2-5 AB 617 communities.	June 2021
Prepare and submit planning documents to CARB and EPA as required.	June 2021

	Audited Program Expenditures	Approved Program Budget	Proposed Program Budget	FTE/Dollar Change	Percent Change
	2019	2020	2021	\$	%
Number of Positions (FTE)	6.36	4.27	6.81	2.54	59.5%
Personnel Expenditures					
Permanent Salaries 51100	864,546	498,042	920,324	422,282	84.8%
Overtime Salaries 51150	2,390		3,000	3,000	
Temporary Salaries 51200	6,200				
Payroll Taxes 51300	13,041	7,130	13,118	5,988	84.0%
Pension Benefits 51400	127,354	106,582	206,804	100,222	94.0%
FICA Replacement Benefits 51500	9,310	7,490	12,788	5,298	70.7%
Group Insurance Benefits 51600	127,132	71,008	134,759	63,751	89.8%
Employee Transportation Subsidy 51700	10,275	5,985	14,802	8,817	147.3%
Workers' Compensation 51800	2,623	2,425	3,777	1,352	55.8%
Other Post Employment Benefits 51850	82,528	42,173	65,686	23,513	55.8%
Board Stipends 51900					
Total Personnel Expenditures	1,245,399	740,835	1,375,058	634,223	85.6%
Services & Supplies Expenditures					
Travel In-State 52200	1,227	2,215	2,100	(115)	(5.2)%
Travel Out-of-State 52220	1,262		2,000	2,000	
Training & Education 52300	2,271	1,200	4,500	3,300	275.0%
Repair & Maintenance (Equipment) 52400					
Communications 52500	7,654				
Building Maintenance 52600					
Utilities 52700					
Postage 52800					
Printing & Reproduction 52900	50		11,000	11,000	
Equipment Rental 53100					
Rents & Leases 53200					
Professional Services & Contracts 53300	2,428	250,000	200,000	(50,000)	(20.0)%
General Insurance 53400					
Shop & Field Supplies 53500					
Laboratory Supplies 53600					
Gasoline & Variable Fuel 53700					
Computer Hardware & Software 53800	37				
Stationery & Office Supplies 53900			500	500	
Books & Journals 54100					
Minor Office Equipment 54200					
Total Services & Supplies Expenditures	14,929	253,415	220,100	(33,315)	(13.1)%
Capital Expenditures					
Leasehold Improvements 60100					
Building & Grounds 60105					
Office Equipment 60110					
Computer & Network Equipment 60115					
Motorized Equipment 60120					
Lab & Monitoring Equipment 60125					
Communications Equipment 60130					
General Equipment 60135					
PM 2.5 Equipment 60140					
Total Capital Expenditures					
Transfer In/Out					
Total Expenditures	1,260,328	994,250	1,595,158	600,908	60.4%

Managing Division:	
Planning & Climate Protection Division	
Contact Person:	
Wendy Goodfriend	
Program Purpose:	
Implement regional and local land use, mobile source and transportation plans, policies and measures.	
Description of Program:	
<p>This program focuses on working with state, regional and local agencies and community organizations to encourage and facilitate implementation of mobile source and transportation measures to attain and maintain ambient air quality standards and reduce emissions and exposure to fine particulate matter and toxic air contaminants in overburdened communities. Support and assistance are provided to land use and transportation planning agencies to help them avoid potential land use conflicts and ensure sensitive receptors are not located near local sources of air pollution. On an ongoing basis, potential air quality and greenhouse gas impacts of land use and transportation plans and projects as disclosed through CEQA and other environmental review are reviewed and comments are provided to local lead agencies. The program also works closely with state, regional and local agencies, community organizations and the private sector to reduce emissions from ports and goods movement operations, including participation in AB 617 and relevant CARB rulemaking as well as implementing relevant guidelines, plans and programs.</p>	
Justification of Change Request:	
Not Applicable	
Activities	
Assist with the implementation of community emission reduction plans in AB 617 designated communities.	
Provide technical assistance and support to cities, counties and other lead agencies in developing high quality environmental analyses pursuant to CEQA.	
Collaborate with MTC to develop and implement a Plan Bay Area 2050 that encourages air quality improvement co-benefits.	
Implement transportation, building and energy measures in the 2017 Clean Air Plan in collaboration with other regional and local entities.	
Implement, evaluate and improve the Commuter Benefits Program in collaboration with MTC and the Compliance and Enforcement Division.	
Participate in Transportation Conformity Task Forces and provide consultation regarding general conformity review of non-transportation projects.	
Track CARB actions related to on-road and off-road mobile sources and fuels, attend workshops and hearings and prepare comments as appropriate.	
Work with Federal, State, regional and local agencies on mobile source programs, e.g., ports, goods movement, railroads, shipping	
Track CEQA projects within the SFBAAB, review priority projects and plans, and provide comments to lead agencies.	
Major Objectives	Delivery Date
Lead the implementation of the West Oakland Community Action Plan with community co-leads, Steering Committee, subcommittees and agency staff.	March 2021
Update the Air District's CEQA Thresholds of Significance for air quality and climate change impacts.	June 2021
Develop updated CEQA Air Quality Guidelines that provide guidance on air quality and GHG analyses, healthy development best practices, and CEQA exemptions and streamlining.	March 2021
Work with MTC on Plan Bay Area 2050 to advance Air District AB 617 and 2017 Clean Air Plan goals and objectives.	June 2021
Continue to track, review and comment on CEQA projects and provide technical assistance on air quality and greenhouse gas impact analyses.	June 2021

Implement Plans, Policies and Measures

605

		Audited Program Expenditures	Approved Program Budget	Proposed Program Budget	FTE/Dollar Change	Percent Change
		2019	2020	2021	\$	%
Number of Positions (FTE)		4.59	4.62	6.70	2.08	45.0%
Personnel Expenditures						
Permanent Salaries	51100	642,082	630,900	928,123	297,223	47.1%
Overtime Salaries	51150	4,354	3,000	3,000		
Temporary Salaries	51200					
Payroll Taxes	51300	10,073	9,092	13,218	4,126	45.4%
Pension Benefits	51400	117,053	137,415	208,967	71,552	52.1%
FICA Replacement Benefits	51500	7,209	8,103	12,572	4,469	55.2%
Group Insurance Benefits	51600	98,320	80,948	142,645	61,697	76.2%
Employee Transportation Subsidy	51700	7,853	6,475	14,552	8,077	124.7%
Workers' Compensation	51800	1,948	2,624	3,713	1,089	41.5%
Other Post Employment Benefits	51850	61,292	45,630	64,578	18,948	41.5%
Board Stipends	51900					
Total Personnel Expenditures		950,184	924,187	1,391,368	467,181	50.6%
Services & Supplies Expenditures						
Travel In-State	52200	3,305	2,300	2,100	(200)	(8.7)%
Travel Out-of-State	52220	1,328	1,300	2,000	700	53.8%
Training & Education	52300	3,440	3,400	5,000	1,600	47.1%
Repair & Maintenance (Equipment)	52400					
Communications	52500	765				
Building Maintenance	52600					
Utilities	52700					
Postage	52800					
Printing & Reproduction	52900	296	4,000	11,000	7,000	175.0%
Equipment Rental	53100					
Rents & Leases	53200					
Professional Services & Contracts	53300	158,551	181,900	200,000	18,100	10.0%
General Insurance	53400					
Shop & Field Supplies	53500					
Laboratory Supplies	53600					
Gasoline & Variable Fuel	53700					
Computer Hardware & Software	53800			1,000	1,000	
Stationery & Office Supplies	53900	116	450	500	50	11.1%
Books & Journals	54100					
Minor Office Equipment	54200					
Total Services & Supplies Expenditures		167,801	193,350	221,600	28,250	14.6%
Capital Expenditures						
Leasehold Improvements	60100					
Building & Grounds	60105					
Office Equipment	60110					
Computer & Network Equipment	60115					
Motorized Equipment	60120					
Lab & Monitoring Equipment	60125					
Communications Equipment	60130					
General Equipment	60135					
PM 2.5 Equipment	60140					
Total Capital Expenditures						
Transfer In/Out						
Total Expenditures		1,117,985	1,117,537	1,612,968	495,431	44.3%

Managing Division:	
Planning & Climate Protection Division	
Contact Person:	
Abby Young	
Program Purpose:	
Set the strategic direction for and coordinate agency-wide efforts to accelerate the reduction of climate pollutants and integrate climate protection into Air District programs to reduce criteria and toxic air pollutants.	
Description of Program:	
Air District climate protection activities for FYE 2021 will be coordinated by the Climate Protection Section and will include: implementing activities identified in the regional CO ₂ - Methane- and F-Gas- reduction strategies; administering and assessing results from the 2018 Climate Protection Grant Program; supporting the development of proposed rules to reduce GHGs; developing and leading regional campaign to decarbonize new and existing buildings, including supporting local initiatives, building upon Climate Protection Grant projects and investigating rule making; supporting local implementation of GHG reductions by developing model policies, best practices and toolkits through efforts such as the Building Decarbonization program and the Diesel Free By '33 initiative; working with local governments and community choice energy programs to develop low-carbon alternatives for emergency back-up power and use of battery storage and microgrids; collaborating with MTC to include robust VMT reduction in Plan Bay Area; working with local governments and stakeholder groups to develop public outreach and education initiatives on the topic of low-GHG diets and reducing food waste; continued collaboration with local, regional, state, and national agencies on climate protection efforts; and continued integration of climate protection strategies in existing Air District programs, such as AB 617.	
Justification of Change Request:	
Not Applicable	
Activities	
Provide local governments with policy resources to accelerate local building decarbonization efforts.	
Coordinate the integration of climate protection strategies in existing Air District programs.	
Collaborate with other divisions on emissions studies to support rule-making and policy development.	
Continue implementing and assess 2018 Climate Protection Grant Program projects for potential replicability.	
Develop program and convene regional event promoting low-GHG diet alternatives and reduce food waste.	
Support community choice energy programs in developing cost-effective, low-carbon emergency power alternatives.	
Support local GHG reduction in organic waste reduction, and active and low-carbon transportation.	
Develop technical and policy tools for the Diesel Free By '33 initiative.	
Provide leadership through convening events, providing networking and information-sharing for local governments and stakeholders.	
Participate in Statewide and regional climate protection programs with BARC, MTC, ABAG, and BCDC.	
Major Objectives	Delivery Date
Implement GHG reduction strategies identified in the 2017 Clean Air Plan.	June 2021
Launch the Building Decarbonization Initiative with a suite of online policy support tools.	June 2021
Convene region-wide event on climate-friendly food and food waste reduction.	June 2021
Collaborate with MTC on including robust VMT-reduction measures in Plan Bay Area 2050.	June 2021
Administer the 2018 Climate Protection Grant Program.	June 2021
Develop and implement activities to support the Diesel Free initiative	June 2021
Implement strategies to divert organics from the waste stream.	June 2021

	Audited Program Expenditures	Approved Program Budget	Proposed Program Budget	FTE/Dollar Change	Percent Change
	2019	2020	2021	\$	%
Number of Positions (FTE)	7.58	8.98	7.60	(1.38)	(15.4)%
Personnel Expenditures					
Permanent Salaries 51100	1,007,410	1,223,483	1,118,505	(104,978)	(8.6)%
Overtime Salaries 51150	766				
Temporary Salaries 51200					
Payroll Taxes 51300	15,685	17,548	15,961	(1,587)	(9.0)%
Pension Benefits 51400	198,776	259,342	243,845	(15,497)	(6.0)%
FICA Replacement Benefits 51500	11,201	15,751	14,262	(1,489)	(9.5)%
Group Insurance Benefits 51600	152,298	156,890	129,176	(27,714)	(17.7)%
Employee Transportation Subsidy 51700	12,881	12,586	16,509	3,923	31.2%
Workers' Compensation 51800	3,056	5,100	4,212	(888)	(17.4)%
Other Post Employment Benefits 51850	96,160	88,691	73,259	(15,432)	(17.4)%
Board Stipends 51900					
Total Personnel Expenditures	1,498,233	1,779,391	1,615,729	(163,662)	(9.2)%
Services & Supplies Expenditures					
Travel In-State 52200	5,959	4,300	5,160	860	20.0%
Travel Out-of-State 52220	4,007	7,500	6,750	(750)	(10.0)%
Training & Education 52300	3,653	6,100	6,100		
Repair & Maintenance (Equipment) 52400	3,716				
Communications 52500	2,079				
Building Maintenance 52600					
Utilities 52700					
Postage 52800					
Printing & Reproduction 52900	72	100	1,200	1,100	1,100.0%
Equipment Rental 53100					
Rents & Leases 53200					
Professional Services & Contracts 53300	1,148,655	340,000	340,000		
General Insurance 53400					
Shop & Field Supplies 53500					
Laboratory Supplies 53600					
Gasoline & Variable Fuel 53700					
Computer Hardware & Software 53800		1,800		(1,800)	(100.0)%
Stationery & Office Supplies 53900	359	300	500	200	66.7%
Books & Journals 54100		100	100		
Minor Office Equipment 54200	14	200	200		
Total Services & Supplies Expenditures	1,168,514	360,400	360,010	(390)	(0.1)%
Capital Expenditures					
Leasehold Improvements 60100					
Building & Grounds 60105					
Office Equipment 60110					
Computer & Network Equipment 60115					
Motorized Equipment 60120					
Lab & Monitoring Equipment 60125					
Communications Equipment 60130					
General Equipment 60135					
PM 2.5 Equipment 60140					
Total Capital Expenditures					
Transfer In/Out					
Total Expenditures	2,666,747	2,139,791	1,975,739	(164,052)	(7.7)%

BUDGET AND FINANCE COMMITTEE
MEETING OF 03/25/2020

- Page Intentionally Left Blank -

Community Engagement & Policy Division

The Community Engagement and Policy Division engages the public in Air District programs and policies. The Community Engagement Program is the Air District's main point of contact with the public and employs inclusive and equitable community engagement strategies to increase awareness, foster relationships, and ensure opportunities for stakeholder participation in planning and decision-making. Staff particularly seek opportunities for those that have been historically excluded, discriminated against, under-represented, or under-resourced to participate and shape Air District decisions that impact their lives and improve public health. The Rule Development Program is responsible for the development of regulations to implement Air District plans to attain Federal and State air quality standards, and to protect public health. Additionally, staff review existing regulations and develop revisions to improve clarity, efficiency and effectiveness.

BUDGET AND FINANCE COMMITTEE
MEETING OF 03/25/2020

Managing Division:	
Community Engagement & Policy Division	
Contact Person:	
Elizabeth Yura	
Program Purpose:	
Act as the District's main point of contact with the public to increase awareness, foster relationships, and ensure opportunities for stakeholder participation in planning and decision-making.	
Description of Program:	
The Community Engagement Office also facilitates stakeholder engagement in Air District programs; plays a key role in AB 617 implementation; develops and supports implementation of community engagement best practices; oversees the Community Grant Program; manages issue-specific advisory groups, and oversees Supplemental Environmental Programs and Resource Teams.	
Justification of Change Request:	
The Professional Services budget has increased from FYE 2020 to account for the continuation and expansion of AB 617 implementation efforts, the development of the Marie Harrison scholarship program, the creation of a bench of experts for neutral facilitation services, and the development and pilot of a school support system through the Bay Air Center. Other Services and Supplies expenditures remain the same as prior years, or have been reduced.	
Activities	
AB 617: Work in partnership with community groups and across Air District divisions to implement AB 617 West Oakland Action Plan, Richmond-San Pablo Monitoring and Action Plan, and other community engagement activities.	
Bay Air Center: Support communities with technical guidance, training, and relevant resources to build capacity.	
Youth Engagement: Refine and implement youth engagement strategy.	
Community Grant Program: Support design and implementation of strategies to foster community participation.	
Develop and train staff on Public Participation Continuum/Community Engagement Principles.	
Supplemental Environmental Projects (SEP): Manage program to install air filtration systems at schools.	
Transformative Climate Communities: Manage contract and support implementation of climate-protective projects.	
Represent Air District with stakeholders, community organizations and regional collaborations, including race and equity programs/initiatives.	
Provide direction to the Air District's Spare the Air Resource teams.	
Facilitate informational presentations by Air District staff to students and community groups.	
Engage Limited English Proficient populations in Air District programs and decisions.	
Major Objectives	Delivery Date
Implement multiple aspects of AB 617 and track progress.	Ongoing
Implement coordinated youth engagement strategy and Marie Harrison Scholarship Program.	June 2021
Continue Community Grant Program.	June 2021
Develop Public Participation Continuum/Community Engagement Principles.	June 2021
Implement first CARB SEP for filtration systems at elementary schools in AB 617 priority communities.	June 2021
Coordinate District presence at diverse public events.	June 2021

	Audited Program Expenditures	Approved Program Budget	Proposed Program Budget	FTE/Dollar Change	Percent Change
	2019	2020	2021	\$	%
Number of Positions (FTE)	7.79	9.10	12.65	3.55	39.0%
Personnel Expenditures					
Permanent Salaries 51100	932,546	1,152,105	1,558,350	406,245	35.3%
Overtime Salaries 51150	5,948		15,000	15,000	
Temporary Salaries 51200	22,146				
Payroll Taxes 51300	14,404	16,510	22,182	5,672	34.4%
Pension Benefits 51400	157,664	247,814	337,165	89,351	36.1%
FICA Replacement Benefits 51500	10,367	15,962	23,744	7,782	48.8%
Group Insurance Benefits 51600	141,249	164,417	232,205	67,788	41.2%
Employee Transportation Subsidy 51700	11,469	12,755	27,433	14,728	115.5%
Workers' Compensation 51800	2,832	5,168	7,013	1,845	35.7%
Other Post Employment Benefits 51850	89,094	89,877	121,961	32,084	35.7%
Board Stipends 51900					
Total Personnel Expenditures	1,387,719	1,704,608	2,345,103	640,495	37.6%
Services & Supplies Expenditures					
Travel In-State 52200	1,093	7,500	5,800	(2,000)	(25.6)%
Travel Out-of-State 52220	4,054	8,000	4,800	(3,200)	(40.0)%
Training & Education 52300	14,675	17,500	16,500	(1,000)	(5.7)%
Repair & Maintenance (Equipment) 52400					
Communications 52500	10,833	2,000	13,000	11,000	550.0%
Building Maintenance 52600					
Utilities 52700					
Postage 52800					
Printing & Reproduction 52900	3,331	6,000	3,000	(3,000)	(50.0)%
Equipment Rental 53100					
Rents & Leases 53200					
Professional Services & Contracts 53300	655,525	1,313,000	2,485,000	1,172,000	89.3%
General Insurance 53400					
Shop & Field Supplies 53500	1,329	2,500	1,000	(1,500)	(60.0)%
Laboratory Supplies 53600					
Gasoline & Variable Fuel 53700					
Computer Hardware & Software 53800					
Stationery & Office Supplies 53900	683	1,500	1,500		
Books & Journals 54100					
Minor Office Equipment 54200					
Total Services & Supplies Expenditures	692,123	1,358,300	2,530,600	1,172,300	86.3%
Capital Expenditures					
Leasehold Improvements 60100					
Building & Grounds 60105					
Office Equipment 60110					
Computer & Network Equipment 60115					
Motorized Equipment 60120					
Lab & Monitoring Equipment 60125					
Communications Equipment 60130					
General Equipment 60135					
PM 2.5 Equipment 60140					
Total Capital Expenditures					
Transfer In/Out	(128,126)				
Total Expenditures	1,951,716	3,062,908	4,875,703	1,812,795	59.2%

Managing Division:	
Community Engagement & Policy Division	
Contact Person:	
Victor Douglas	
Program Purpose:	
The primary purpose of this program is to develop control measures and regulations to reduce air pollutant emissions in the Bay Area.	
Description of Program:	
The Rule Development Program is responsible for the development of regulations to implement Air District plans to attain federal and State air quality standards, and to protect public health. In addition to development of rules derived from planning documents, staff assists with the preparation of air quality plans. Other measures are developed under the direction of the Board of Directors to further protect public health and safety and reduce emissions of greenhouse gases. In addition, staff reviews existing regulations and develops revisions to improve clarity, efficiency and effectiveness. For each control measure, staff assesses potential emission reductions, technological feasibility, socioeconomic impacts, cost-effectiveness, and environmental impacts under CEQA. Staff conducts public workshops and other public involvement processes, prepares staff reports, and makes presentations and recommendations to the Board of Directors at public hearings and committee meetings. Staff also manages and coordinates the rule development process for other Divisions. In this fiscal year, the program will continue to develop rules pursuant to the 2017 Clean Air Plan, AB 617 BARCT Schedule, Methane and PM Strategies as directed by the Board of Directors.	
Justification of Change Request:	
An anticipated increase in rule development projects due to the AB 617, Community Health Protection efforts, 2017 Clean Air Plan, and the PM Strategy will require additional contracted CEQA and socioeconomic analyses. Additional resources will be needed to assist in Legislative analyses and draft Air District formal comments on proposed federal and state legislation and regulation impacting Bay Area air quality or our ability to regulate air pollutants.	
Activities	
Develop amendments to Rule 6-5: Refinery Fluid Catalytic Cracking Units to reduce PM	
Develop amendments to Rule 8-5: Organic Liquid Storage Tanks and Rule 8-8: Refinery Wastewater Treatment to reduce VOCs and toxic emissions	
Develop amendments to Rule 9-14: Petroleum Coke Calcining Operations to reduce NOx emissions	
Finalize a new Rule 13-5: Refinery Hydrogen Systems to reduce methane and VOCs.	
Finalize new rules to reduce methane and VOCs from organic materials handling and composting (Rules 13-2 & 13-3)	
Develop suite of rulemaking actions to reduce sulfur emissions from the refining sector.	
Develop rules to reduce methane and VOC emissions from landfills (Rule 8-34) and sewage treatment (Rule 13-4)	
Manage rule development process led by staff in other Sections and Divisions.	
Major Objectives	Delivery Date
Develop amendments to Rule 6-5: Refinery Fluid Catalytic Cracking Units	November 2020
Develop amendments to Rule 8-5: Organic Liquid Storage Tanks	September 2020
Develop amendments to Rule 8-8: Refinery Wastewater Treatment Operations	September 2020
Develop amendments to Rule 9-14: Petroleum Coke Calcining to reduce NOx emissions	Ongoing
Finalize Rules 13-2 & 13-3 to reduce methane and VOCs from organic materials handling / composting	Ongoing
Finalize a new Rule 13-5: Refinery Hydrogen Systems to reduce methane and VOCs.	Ongoing

	Audited Program Expenditures	Approved Program Budget	Proposed Program Budget	FTE/Dollar Change	Percent Change
	2019	2020	2021	\$	%
Number of Positions (FTE)	9.13	9.95	8.53	(1.42)	(14.3)%
Personnel Expenditures					
Permanent Salaries 51100	1,152,662	1,291,943	1,190,803	(101,140)	(7.8)%
Overtime Salaries 51150	14,896	10,000	12,000	2,000	20.0%
Temporary Salaries 51200					
Payroll Taxes 51300	17,635	18,664	16,956	(1,708)	(9.2)%
Pension Benefits 51400	199,924	274,241	262,688	(11,553)	(4.2)%
FICA Replacement Benefits 51500	12,589	17,453	16,023	(1,430)	(8.2)%
Group Insurance Benefits 51600	171,503	165,558	140,445	(25,113)	(15.2)%
Employee Transportation Subsidy 51700	14,130	13,946	18,546	4,600	33.0%
Workers' Compensation 51800	3,497	5,651	4,732	(919)	(16.3)%
Other Post Employment Benefits 51850	110,031	98,272	82,301	(15,971)	(16.3)%
Board Stipends 51900					
Total Personnel Expenditures	1,696,867	1,895,728	1,744,494	(151,234)	(8.0)%
Services & Supplies Expenditures					
Travel In-State 52200	1,302	7,750	8,250	500	6.5%
Travel Out-of-State 52220	1,878	3,775	3,650	(125)	(3.3)%
Training & Education 52300	1,435	7,850	10,200	2,350	29.9%
Repair & Maintenance (Equipment) 52400					
Communications 52500					
Building Maintenance 52600					
Utilities 52700					
Postage 52800					
Printing & Reproduction 52900	19,486	35,000	40,000	5,000	14.3%
Equipment Rental 53100					
Rents & Leases 53200					
Professional Services & Contracts 53300	80,340	160,400	263,000	102,600	64.0%
General Insurance 53400					
Shop & Field Supplies 53500	1,110	500	500		
Laboratory Supplies 53600					
Gasoline & Variable Fuel 53700					
Computer Hardware & Software 53800	955	5,000	3,000	(2,000)	(40.0)%
Stationery & Office Supplies 53900		500	750	250	50.0%
Books & Journals 54100		200	300	100	50.0%
Minor Office Equipment 54200					
Total Services & Supplies Expenditures	106,506	220,975	329,650	108,675	49.2%
Capital Expenditures					
Leasehold Improvements 60100					
Building & Grounds 60105					
Office Equipment 60110					
Computer & Network Equipment 60115					
Motorized Equipment 60120					
Lab & Monitoring Equipment 60125					
Communications Equipment 60130					
General Equipment 60135					
PM 2.5 Equipment 60140					
Total Capital Expenditures					
Transfer In/Out					
Total Expenditures	1,803,373	2,116,703	2,074,144	(42,559)	(2.0)%

BUDGET AND FINANCE COMMITTEE
MEETING OF 03/25/2020

- Page Intentionally Left Blank -

Information Services Division

The Information Services Division focuses on Information technology operations, engineering, user support and the management of District records.

Under this Division, Engineering and Operations Program staff provide design, implementation, security and maintenance of all computer server infrastructures including but not limited to email, telecommunications, network, file storage, business continuity/disaster recovery, and remote connectivity. The support team in this program provides user support to District staff for all technologies and user support to outside members of the regulated community that utilize on-line District technologies.

Records Management Program Staff (RM) are responsible for storing, maintaining, securing, and providing copies of Air District official documents. These documents are made available for public, regulated community and internal request in accordance with Policy and Procedures.

In FY2021, the RM program procured Hyland OnBase software and is working to implement and deploy the system to meet the needs and requirements of the District. RM provides assistance for staff from each Division individually as official records are migrated to OnBase. RM digitizes paper documents as needed for all Divisions.

BUDGET AND FINANCE COMMITTEE
MEETING OF 03/25/2020

Managing Division:	
Information Services Division	
Contact Person:	
Magen Holloway	
Program Purpose:	
To provide archival and retrieval services for the District's records produced by various Divisions.	
Description of Program:	
The Records Management Program (RM) is responsible for maintaining the Air District official records for each Division. These documents are made available for public, industry and internal request in accordance to the ARCO Policy and Procedures.	
Justification of Change Request:	
Increased budget reflects cost associated with purchase of new record management system. New software will assist RM meet the program objects. Consultants will assist RM in configuring the new Hyland OnBase (OB) software as specified by each Division.	
Activities	
Manage and Support of Physical and Electronic Storage of District Records.	
RM is configuring and implementing the new OB software with the assistance of consultants from Xerox. The Xerox is contracted to configure Air District records and corresponding Record Retention in OB. Xerox will also migrate historic records from AppXtender software and the Air District shared drives.	
Train Division Records Custodians on new OB software.	
Major Objectives	Delivery Date
Configure new OB software.	June 2021
Train staff on use of OB software.	June 2021
Migrate records from shared drives to OB software	June 2021

BUDGET AND FINANCIAL COMMITTEE
MEETING OF 03/25/2020

		Audited Program Expenditures	Approved Program Budget	Proposed Program Budget	FTE/Dollar Change	Percent Change
		2019	2020	2021	\$	%
Number of Positions (FTE)		2.77	4.03	2.80	(1.23)	(30.5)%
Personnel Expenditures						
Permanent Salaries	51100	307,766	480,380	361,250	(119,130)	(24.8)%
Overtime Salaries	51150					
Temporary Salaries	51200					
Payroll Taxes	51300	4,776	6,879	5,130	(1,749)	(25.4)%
Pension Benefits	51400	58,591	102,124	77,748	24,376	(23.9)%
FICA Replacement Benefits	51500	3,414	7,069	5,267	(1,802)	(25.5)%
Group Insurance Benefits	51600	46,431	74,748	58,993	(15,755)	(21.1)%
Employee Transportation Subsidy	51700	3,822	5,648	6,096	448	7.9%
Workers' Compensation	51800	934	2,289	1,556	(733)	(32.0)%
Other Post Employment Benefits	51850	29,379	39,802	27,054	(12,748)	(32.0)%
Board Stipends	51900					
Total Personnel Expenditures		455,113	718,939	543,094	(175,845)	(24.5)%
Services & Supplies Expenditures						
Travel In-State	52200		3,000	3,000		
Travel Out-of-State	52220					
Training & Education	52300		5,100	20,000	14,900	292.2%
Repair & Maintenance (Equipment)	52400					
Communications	52500	4,713	7,700	7,800	100	1.3%
Building Maintenance	52600	2,710	10,200	10,200		
Utilities	52700	4,993	2,700	3,800	100	2.7%
Postage	52800					
Printing & Reproduction	52900	23,662	95,000	100,000	5,000	5.3%
Equipment Rental	53100					
Rents & Leases	53200	66,076	90,000	110,000	20,000	22.2%
Professional Services & Contracts	53300	173	195,000	210,000	15,000	7.7%
General Insurance	53400					
Shop & Field Supplies	53500		20,000	10,000	(10,000)	(50.0)%
Laboratory Supplies	53600					
Gasoline & Variable Fuel	53700					
Computer Hardware & Software	53800	315	60,000	65,000	5,000	8.3%
Stationery & Office Supplies	53900		6,000	6,000		
Books & Journals	54100					
Minor Office Equipment	54200					
Non-capital assets	54600					
Total Services & Supplies Expenditures		160,415	495,700	545,800	50,100	10.1%
Capital Expenditures						
Leasehold Improvements	60100					
Building & Grounds	60105					
Office Equipment	60110		60,000		(60,000)	(100.0)%
Computer & Network Equipment	60115	198,309	250,000		(250,000)	(100.0)%
Motorized Equipment	60120					
Lab & Monitoring Equipment	60125					
Communications Equipment	60130					
General Equipment	60135					
PM 2.5 Equipment	60140					
Total Capital Expenditures		198,309	310,000		(310,000)	(100.0)%
Transfer In/Out		(25,482)				
Total Expenditures		788,355	1,524,639	1,088,894	(435,745)	(28.6)%

Managing Division:	
Information Services Division	
Contact Person:	
Blair Adams	
Program Purpose:	
This program provides design, implementation and support services for the District's permitting business function, including the transition from the legacy systems to the Production System.	
Description of Program:	
This program is responsible for software design, validation and implementation of the Production System for permitting activities such as processing permit applications, registrations and permit renewal. The Production System will replace existing systems (e.g., Databank, IRIS, current online registration systems). Implementation of the system includes providing a help desk and support tools to enhance the customer experience to use the online system.	
Justification of Change Request:	
Not applicable.	
Activities	
Designs for permitting functionality and features	
User Acceptance Testing of functionality and features	
Legacy data review and cleanup	
Customer Help Desk	
Customer tools to enhance system usability	
Staff Training	
Major Objectives	Delivery Date
Production System design and testing	Daily
Implementation of functionality to internal customers	Daily
Implementation of functionality to external customers	Daily

BUDGET AND FINANCE COMMITTEE
MEETING OF 03/25/2020

	Audited Program Expenditures	Approved Program Budget	Proposed Program Budget	FTE/Dollar Change	Percent Change
	2019	2020	2021	\$	%
Number of Positions (FTE)	2.44	9.26	6.60	(2.66)	(28.7)%
Personnel Expenditures					
Permanent Salaries 51100	322,696	1,153,895	928,608	(225,287)	(19.5)%
Overtime Salaries 51150	1,530				
Temporary Salaries 51200					
Payroll Taxes 51300	5,188	16,533	13,216	(3,317)	(20.1)%
Pension Benefits 51400	121,977	245,656	212,306	(33,350)	(13.6)%
FICA Replacement Benefits 51500	3,633	16,242	12,389	(3,853)	(23.7)%
Group Insurance Benefits 51600	49,412	177,010	144,766	(32,244)	(18.2)%
Employee Transportation Subsidy 51700	3,940	12,979	14,340	1,361	10.5%
Workers' Compensation 51800	979	5,259	3,650	(1,600)	(30.4)%
Other Post Employment Benefits 51850	30,803	91,457	63,634	(27,823)	(30.4)%
Board Stipends 51900					
Total Personnel Expenditures	540,158	1,719,031	1,392,918	(326,113)	(19.0)%
Services & Supplies Expenditures					
Travel In-State 52200					
Travel Out-of-State 52220					
Training & Education 52300		15,000	15,000		
Repair & Maintenance (Equipment) 52400					
Communications 52500	1,411	1,000	1,500	500	50.0%
Building Maintenance 52600					
Utilities 52700					
Postage 52800					
Printing & Reproduction 52900					
Equipment Rental 53100					
Rents & Leases 53200					
Professional Services & Contracts 53300	62,972	55,000	60,000	5,000	9.1%
General Insurance 53400					
Shop & Field Supplies 53500					
Laboratory Supplies 53600					
Gasoline & Variable Fuel 53700					
Computer Hardware & Software 53800		25,000	25,000		
Stationery & Office Supplies 53900					
Books & Journals 54100					
Minor Office Equipment 54200					
Total Services & Supplies Expenditures	64,383	96,000	101,500	5,500	5.7%
Capital Expenditures					
Leasehold Improvements 60100					
Building & Grounds 60105					
Office Equipment 60110					
Computer & Network Equipment 60115					
Motorized Equipment 60120					
Lab & Monitoring Equipment 60125					
Communications Equipment 60130					
General Equipment 60135					
PM 2.5 Equipment 60140					
Total Capital Expenditures					
Transfer In/Out					
Total Expenditures	604,541	1,815,031	1,494,418	(320,613)	(17.7)%

Managing Division:	
Information Services Division	
Contact Person:	
John Chiladakis	
Program Purpose:	
Provide computer and telecommunications infrastructure. Provide service and support for staff.	
Description of Program:	
Operate, engineer, purchase, install, upgrade, maintain, and repair new software systems, computer networks, network servers, telephone systems, voicemail systems, firewalls, personal computers, workstations, file and database server hardware, and operating system and application software.	
Justification of Change Request:	
Not applicable.	
Activities	
Operation and system administration of HP-3000 servers.	
Administration of Cisco telephone and voice mail system.	
Administration of Simplivity and other VMWare servers.	
Configuration and administration of network routers, switches, firewalls and internet access.	
Operation and system administration of HP-9000 servers.	
Support and administer DNS servers.	
Administration of desktop operating system and applications software	
Administration of Windows Active Directory and servers.	
Administration of NetApp SAN storage system.	
Purchase, installation, upgrade, maintenance, and repair of desktop workstations and printers.	
Administration of MS Exchange-Online, Internet and remote access systems.	
Administration of Multi-Agency Shared Services Printing and Scanning systems	
Major Objectives	Delivery Date
Maintain computer operations availability for 10 hours/day, 5 days/week.	Daily
Provide communications availability for 10 hours/day, 5 days/week.	Daily
Maintain LAN operations availability for 10 hours/day, 5 days/week.	Daily
Maintain network routers and firewall.	Weekly
Provide system connectivity support for JD Edwards.	Monthly
Support, troubleshoot and maintain desktop workstations.	Weekly
Support and upgrade remote access capabilities.	Monthly
Maintain voice messaging system, including menus and changes for field staff.	Monthly

	Audited Program Expenditures	Approved Program Budget	Proposed Program Budget	FTE/Dollar Change	Percent Change
	2019	2020	2021	\$	%
Number of Positions (FTE)	9.00	9.00	10.00	1.00	11.1%
Personnel Expenditures					
Permanent Salaries 51100	1,110,263	1,190,099	1,342,633	152,534	12.8%
Overtime Salaries 51150	4,387				
Temporary Salaries 51200					
Payroll Taxes 51300	17,242	17,063	19,171	2,108	12.4%
Pension Benefits 51400	215,198	262,421	303,125	40,704	15.5%
FICA Replacement Benefits 51500	12,337	15,786	18,764	2,978	18.9%
Group Insurance Benefits 51600	168,008	176,185	199,912	23,727	13.5%
Employee Transportation Subsidy 51700	13,818	12,614	21,720	9,106	72.2%
Workers' Compensation 51800	3,368	5,111	5,542	431	8.4%
Other Post Employment Benefits 51850	105,984	88,889	90,386	7,497	8.4%
Board Stipends 51900					
Total Personnel Expenditures	1,650,605	1,768,168	2,007,253	239,085	13.5%
Services & Supplies Expenditures					
Travel In-State 52200		5,000	10,000	5,000	100.0%
Travel Out-of-State 52220					
Training & Education 52300		25,000	75,000	50,000	200.0%
Repair & Maintenance (Equipment) 52400	489,275	593,000	697,000	104,000	17.5%
Communications 52500	16,126	10,000	17,000	7,000	70.0%
Building Maintenance 52600					
Utilities 52700					
Postage 52800					
Printing & Reproduction 52900					
Equipment Rental 53100					
Rents & Leases 53200					
Professional Services & Contracts 53300	226,220	395,000	555,000	160,000	40.5%
General Insurance 53400					
Shop & Field Supplies 53500					
Laboratory Supplies 53600					
Gasoline & Variable Fuel 53700					
Computer Hardware & Software 53800	168,949	230,500	391,300	160,800	69.8%
Stationery & Office Supplies 53900					
Books & Journals 54100					
Minor Office Equipment 54200					
Non-capital assets 54600	437,369				
Total Services & Supplies Expenditures	1,337,939	1,258,500	1,745,300	486,800	38.7%
Capital Expenditures					
Leasehold Improvements 60100					
Building & Grounds 60105		75,000		(75,000)	(100.0)%
Office Equipment 60110					
Computer & Network Equipment 60115	38,350		100,000	100,000	
Motorized Equipment 60120					
Lab & Monitoring Equipment 60125					
Communications Equipment 60130		400,000	400,000		
General Equipment 60135					
PM 2.5 Equipment 60140					
Total Capital Expenditures	38,350	475,000	500,000	25,000	5.3%
Transfer In/Out	(185,061)				
Total Expenditures	2,841,833	3,501,668	4,252,553	750,885	21.4%

BUDGET AND FINANCE COMMITTEE
MEETING OF 03/25/2020

- Page Intentionally Left Blank -

Meteorology & Measurement Division

The Meteorology and Measurement Division consists of eight individual sections that provide technical support, air quality and meteorological data, chemical analysis and forecasting services to the Compliance & Enforcement, Engineering, Planning, Legal, Rules and Communications and Community Engagement Divisions.

The Air Monitoring Section provides the data to determine if the Air District is in attainment with state and federal standards, and provides a scientific basis for other Air District programmatic decisions. New and continuing activities include:

- Continuing development, operation, maintenance, evaluation and improvement of over 30 air monitoring locations throughout the Bay Area
- Work with industry, community groups and other interested parties to determine appropriate locations for community monitoring systems developed as part of the overall Refinery Strategy and Regulation 12, Rule 15 as well as monitoring associated with Assembly Bill 617 (AB 617).

The Laboratory Services Section provides analytical services and expertise in support of Air District goals and programs. New and continuing activities include:

- Providing gravimetric, ion, OC/EC and metals analysis on PM_{2.5} filter samples
- Continuation of upgrades to laboratory analytical instruments to enhance the laboratory's ability to analyze for additional organic and toxic compounds.

The Source Test Section tests emissions from stationary sources to determine compliance with Air District regulations. New and continuing activities include:

- Additional and enhanced compliance testing on sources of volatile organic compounds, accuracy tests on the continuous emission monitoring network and PM_{2.5} testing at affected sources.
- Providing technical support and data associated with AB 617 and other programs for Air District Divisions to facilitate decision making.

The Meteorology and Data Analysis Section provides Spare the Air, burn and other air quality forecasting in addition to analysis and validation of aerometric and meteorological data that supports Air District programs. New and continuing activities include:

- Daily air quality forecasting for the Spare the Air program and enhanced burn forecasting for the Air District's Open Burning Regulation.
- Development of enhanced data analysis capabilities in support of AB 617 and other programs.

The Performance Evaluation Section performs independent performance evaluation of the Air District's air monitoring and meteorological networks, in addition to specific outside networks of value to Air District activities, to ensure high quality data and compliance with EPA requirements. New and continuing activities include:

- Performance evaluations of air monitoring instruments at Air District and refinery locations.
- Maintenance of the Air District's and other important meteorological networks.

The BioWatch Monitoring Section operates and maintains a monitoring network for the Department of Homeland Security.

The Data Management and Communications provides IT support for the Division.

- Manage data, communications systems and operate and maintain data bases to decrease downtime and increase cost effectiveness.

The Mobile Monitoring Section will provide mobile measurements and generate data in support of Air District activities including when incidents occur. These new activities will include:

Managing Division:	
Meteorology & Measurement Division	
Contact Person:	
Steven Randall	
Program Purpose:	
Provide the data required to determine and measure progress towards the Bay Area's attainment of National and State ambient air quality standards, perform monitoring as part of AB 617 as well as determine and measure progress of other Air District programs.	
Description of Program:	
The primary function of the Air Monitoring Section is to operate and maintain a network of air quality and meteorological measurement sites that provide data required to determine attainment status of both National and State ambient air quality standards, new and modified regulations and National and State sampling strategies, as well as provide more targeted community level air quality assessment monitoring in support of AB617 activities and refinery communities. Additionally, a network of toxics gaseous and particulate monitors collect data to develop trends and help define risk, and for National and State programs. Air monitoring and meteorological data, as well as sampling projects such as the Precursor Air Monitoring Stations (PAMS) and PM2.5 speciation sampling, are also used for Air Quality Index (AQI) forecasts, Clean Air Plan (CAP) modeling, Prevention of Significant Deterioration (PSD) modeling, Refinery Community Monitoring, AB 617 monitoring and Environmental Impact Reports (EIRs).	
Justification of Change Request:	
The budgets for Shop and Field (53505), Lab Supplies (53600), and Repair & Maintenance (52400) have been increased due to a combination of inflationary pressures, aging equipment, and new monitoring system development. The travel budget has been increased to facilitate attendance at the National Ambient Air Monitoring and other conferences. Capital equipment requests are \$580,815 to support replacement of aging meteorology and air monitoring equipment, and to equip an advanced diagnostics and training lab to help facilitate instrument evaluations and staff development.	
Activities	
Operate and maintain the air monitoring network to provide a minimum of 90% valid data each quarter to determine the attainment status for National and State ambient air quality standards.	
Operate and maintain non-criteria pollutant monitors to provide data on ozone precursors, data for ozone forecasting, and data for fine particulate forecasting.	
Operate a PAMS network that meets EPA requirements.	
Operate a gaseous toxics network to provide data for State and Air District programs.	
Operate a network of fine particulate (PM2.5), black carbon, and particulate matter speciation samplers and analyzers in support of the determination of compliance with the National Ambient Air Quality Standards for PM2.5, wood smoke trends, and other area wide particulate matter studies.	
Operate three Near Road monitoring stations as mandated by EPA; two in the San Francisco-Oakland-Fremont CBSA, and one in the San Jose-Sunnyvale-Santa Clara CBSA; Operate an additional site along the Interstate 580 corridor.	
Aid in the development and evaluation of emerging technologies for air quality measurements.	
Implement community level air quality screening, monitoring, and assessment tools and procedures in support of AB617 and Rule 12-15.	
Major Objectives	Delivery Date
Collect and process data that has been subjected to rigorous Quality Control (QC) as part of National, State and Air District programs.	Ongoing
Implementation of community level screening and air quality assessment in support of AB 617 and Reg 12-15	Ongoing

	Audited Program Expenditures	Approved Program Budget	Proposed Program Budget	FTE/Dollar Change	Percent Change
	2019	2020	2021	\$	%
Number of Positions (FTE)	24.54	29.95	27.60	(2.35)	(7.8)%
Personnel Expenditures					
Permanent Salaries 51100	2,536,745	3,112,150	3,081,122	(31,028)	(1.0)%
Overtime Salaries 51150	1,441	8,500	8,500		
Temporary Salaries 51200	4,396				
Payroll Taxes 51300	39,091	44,606	43,660	(946)	(2.1)%
Pension Benefits 51400	435,875	647,339	666,717	19,378	3.0%
FICA Replacement Benefits 51500	27,899	52,533	51,796	(737)	(1.4)%
Group Insurance Benefits 51600	379,816	546,155	490,304	(55,851)	(10.2)%
Employee Transportation Subsidy 51700	30,440	41,978	59,955	17,977	42.8%
Workers' Compensation 51800	7,697	17,009	15,293	(1,711)	(10.1)%
Other Post Employment Benefits 51850	242,181	295,802	260,058	(29,744)	(10.1)%
Board Stipends 51900					
Total Personnel Expenditures	3,705,581	4,766,072	4,663,410	(82,662)	(1.7)%
Services & Supplies Expenditures					
Travel In-State 52200	4,456	25,144	25,144		
Travel Out-of-State 52220	20,935	10,500	19,000	8,500	81.0%
Training & Education 52300	3,031	2,000	2,000		
Repair & Maintenance (Equipment) 52400	22,932	74,067	75,918	1,851	2.5%
Communications 52500	4,796				
Building Maintenance 52600	11,664	68,103	58,103	(10,000)	(14.7)%
Utilities 52700	77,461	120,151	120,151		
Postage 52800					
Printing & Reproduction 52900					
Equipment Rental 53100					
Rents & Leases 53200	339,132	487,549	487,549		
Professional Services & Contracts 53300	259,374	379,438	379,438		
General Insurance 53400					
Shop & Field Supplies 53500	280,653	317,923	327,514	9,591	3.0%
Laboratory Supplies 53600	27,797	72,329	74,137	1,808	2.5%
Gasoline & Variable Fuel 53700					
Computer Hardware & Software 53800					
Stationery & Office Supplies 53900					
Books & Journals 54100		1,643		(1,643)	(100.0)%
Minor Office Equipment 54200					
Non-capital assets 54600					
Total Services & Supplies Expenditures	1,075,869	1,558,847	1,568,954	10,107	0.6%
Capital Expenditures					
Leasehold Improvements 60100					
Building & Grounds 60105					
Office Equipment 60110					
Computer & Network Equipment 60115					
Motorized Equipment 60120					
Lab & Monitoring Equipment 60125	286,179	1,195,784	680,815	(514,969)	(43.1)%
Communications Equipment 60130					
General Equipment 60135					
PM 2.5 Equipment 60140	76,754				
Total Capital Expenditures	362,933	1,195,784	680,815	(514,969)	(43.1)%
Transfer In/Out					
Total Expenditures	5,144,383	7,520,703	6,933,179	(587,524)	(7.8)%

Managing Division:	
Meteorology & Measurement Division	
Contact Person:	
Mairi Beacon	
Program Purpose:	
Provide laboratory, analytical, and technical services and support to other Air District Divisions and Sections.	
Description of Program:	
The primary function of the Laboratory Program is to provide laboratory analyses, analytical services and technical support to other Divisions, Sections and special programs in completing their objectives. The Laboratory Program evaluates and implements analytical methods as required by new, analytical capabilities or amendments and additions to Air District regulations. The analytical services of the program provide technical information for enforcement action, permit evaluation, and regulatory standard development. Close liaison is maintained with other air pollution agencies and technical groups.	
Justification of Change Request:	
The budgets for Repair and Maintenance (52400) and Professional Services (53305) were increased due to inflationary pressure and contractual obligations in addition to needs associated with the East Bay Laboratory Annex. Lab Supplies (53300) was decreased after a one-time need for funds to stock the East Bay Laboratory Annex. Training (52310) and Computer Hardware (53805) were increased to accommodate necessary training and computer hardware needs associated with new technology.	
Activities	
Perform gravimetric analyses on various filter media for BAAQMD and other agencies.	
Perform speciation analyses on various filter media including ion, carbon, and metals.	
Perform analyses associated with the Air District's toxics network.	
Perform analyses in support of Compliance and Enforcement and Source Test actions.	
Perform analyses of incident samples collected by the Air District.	
Perform analyses to provide comparative data for new and proposed field instrumentation.	
Identify and recommend analytical methods to support various Air District actions.	
Provide information on suitability of analyses proposed by outside laboratories.	
Participate in internal and external laboratory audits.	
Major Objectives	Delivery Date
Provide gravimetric and speciation data to MQA and AAQA.	Ongoing
Provide analytical data in support of Compliance and Enforcement actions.	Ongoing
Provide analytical data in support of the Source Test section.	Ongoing
Provide Air Monitoring Special Projects group and other agencies comparative data for the evaluation of new instrumentation.	Ongoing
Participate in internal and external safety evaluations and reporting.	Ongoing
Participate in internal and external laboratory audits.	Ongoing
Provide technical expertise and advice to other Air District divisions regarding laboratory methods and capabilities.	Ongoing

		Audited Program Expenditures	Approved Program Budget	Proposed Program Budget	FTE/Dollar Change	Percent Change
		2019	2020	2021	\$	%
Number of Positions (FTE)		6.02	7.23	7.97	0.74	10.2%
Personnel Expenditures						
Permanent Salaries	51100	735,212	899,225	997,416	98,191	10.9%
Overtime Salaries	51150		1,700	2,000	300	17.6%
Temporary Salaries	51200	45,916				
Payroll Taxes	51300	11,243	12,908	14,167	1,259	9.8%
Pension Benefits	51400	137,642	194,920	223,753	28,833	14.8%
FICA Replacement Benefits	51500	8,010	12,681	14,963	2,282	18.0%
Group Insurance Benefits	51600	109,047	141,810	160,863	19,053	13.4%
Employee Transportation Subsidy	51700	11,299	10,134	17,319	7,185	70.9%
Workers' Compensation	51800	2,230	4,106	4,410	313	7.6%
Other Post Employment Benefits	51850	70,176	71,407	70,856	5,449	7.6%
Board Stipends	51900					
Total Personnel Expenditures		1,130,775	1,348,891	1,511,756	162,865	12.1%
Services & Supplies Expenditures						
Travel In-State	52200	33	200	200		
Travel Out-of-State	52220		5,000	5,000		
Training & Education	52300	575	1,500	7,000	5,500	366.7%
Repair & Maintenance (Equipment)	52400	86,310	73,000	78,000	5,000	6.8%
Communications	52500					
Building Maintenance	52600					
Utilities	52700					
Postage	52800					
Printing & Reproduction	52900					
Equipment Rental	53100					
Rents & Leases	53200					
Professional Services & Contracts	53300	14,795	22,500	25,150	2,650	11.8%
General Insurance	53400					
Shop & Field Supplies	53500	1,480	3,000	3,000		
Laboratory Supplies	53600	79,527	132,000	100,000	(32,000)	(24.2)%
Gasoline & Variable Fuel	53700					
Computer Hardware & Software	53800			2,000	2,000	
Stationery & Office Supplies	53900					
Books & Journals	54100					
Minor Office Equipment	54200					
Total Services & Supplies Expenditures		182,720	237,200	220,350	(16,850)	(7.1)%
Capital Expenditures						
Leasehold Improvements	60100					
Building & Grounds	60105					
Office Equipment	60110					
Computer & Network Equipment	60115					
Motorized Equipment	60120					
Lab & Monitoring Equipment	60125	19,638	517,000		(517,000)	(100.0)%
Communications Equipment	60130					
General Equipment	60135					
PM 2.5 Equipment	60140					
Biotech Equipment	60145					
Total Capital Expenditures		19,638	517,000		(517,000)	(100.0)%
Transfer In/Out						
Total Expenditures		1,333,133	2,103,091	1,732,106	(370,985)	(17.6)%

Managing Division:	
Meteorology & Measurement Division	
Contact Person:	
Jerry Bovee	
Program Purpose:	
Provide source testing and technical expertise to Air District Divisions.	
Description of Program:	
The primary functions of the Source Test Section are to: conduct analytical source tests; conduct performance audits on Continuous Emissions Monitors (CEMs); review third party source tests; research and develop new analytical source test procedures; and, provide technical expertise and advice to other Divisions. These data are used to produce engineering studies to determine compliance status for specific source categories, determine whether to issue Permits to Operate, update the emissions inventory, determine actual abatement control effectiveness, provide data & technical assistance for Air District studies including AB 617, and develop applicable standards and produce emissions data for new or revised regulations.	
Justification of Change Request:	
Specific accounts were increased to reflect inflationary pressure and contractual obligations.	
Activities	
Conduct at least 90 instrumental gaseous source tests.	
Conduct up to 45 particulate or gaseous toxics source tests.	
Conduct at least 150 Field Accuracy Tests (FATs) on CEM systems.	
Conduct up to 24 source tests at gasoline bulk terminals and bulk plants.	
Conduct at least 400 source tests on gasoline cargo tanks.	
Conduct up to 30 Enhanced Vapor Recovery source tests at Gasoline Distribution Facilities (GDF)	
Evaluate up to 450 indicated excesses and other CEM-related call ins.	
Maintain an electronic list of all source tests conducted at Title V facilities.	
Provide source testing to support rule development and implementation efforts.	
Manage South Bay Odor Study contracts and deliverables	
Provide Rule 12-15 refinery fence line monitoring program oversight	
Major Objectives	Delivery Date
Prepare reports on emissions from various source categories.	Ongoing
Prepare reports on particulate/gaseous toxic emissions from specific sources.	Ongoing
Prepare quarterly and annual summary of CEM data from specific sources.	Ongoing
Prepare reports on VOC emissions from gasoline bulk terminals and plants.	Ongoing
Prepare reports on VOC emissions from gasoline cargo tanks.	Ongoing
Provide monthly reports on indicated excesses from CEM systems.	Ongoing
Prepare reports on compliance rates and emissions, based on outside contractor tests.	Ongoing
Participate in source attribution studies associated with AB 617	Ongoing
Implement new emission testing methods and technologies	Ongoing

		Audited Program Expenditures	Approved Program Budget	Proposed Program Budget	FTE/Dollar Change	Percent Change
		2019	2020	2021	\$	%
Number of Positions (FTE)		11.70	12.95	12.00	(0.95)	(7.3)%
Personnel Expenditures						
Permanent Salaries	51100	1,343,639	1,532,626	1,505,486	(27,140)	(1.8)%
Overtime Salaries	51150	3,176	7,500	7,500		
Temporary Salaries	51200					
Payroll Taxes	51300	20,729	22,054	21,376	(678)	(3.1)%
Pension Benefits	51400	240,845	329,604	335,231	5,627	1.7%
FICA Replacement Benefits	51500	14,850	22,715	22,522	(193)	(0.8)%
Group Insurance Benefits	51600	202,229	282,182	264,279	(17,903)	(6.3)%
Employee Transportation Subsidy	51700	16,119	18,151	26,070	7,919	43.6%
Workers' Compensation	51800	4,076	7,354	6,652	(702)	(9.5)%
Other Post Employment Benefits	51850	128,248	127,901	115,688	(12,213)	(9.5)%
Board Stipends	51900					
Total Personnel Expenditures		1,973,911	2,350,087	2,304,804	(45,283)	(1.9)%
Services & Supplies Expenditures						
Travel In-State	52200	6,426	3,000	3,000		
Travel Out-of-State	52220	4,945	4,000	4,000		
Training & Education	52300	5,478	11,350	11,850	500	4.4%
Repair & Maintenance (Equipment)	52400	2,589	5,000	5,000		
Communications	52500					
Building Maintenance	52600	798	8,800	8,800		
Utilities	52700	22,770	16,950	17,250	300	1.8%
Postage	52800					
Printing & Reproduction	52900					
Equipment Rental	53100					
Rents & Leases	53200	241,997	290,250	300,000	9,750	3.4%
Professional Services & Contracts	53300	33,973	55,000	55,500	500	0.9%
General Insurance	53400					
Shop & Field Supplies	53500	26,955	54,000	54,000		
Laboratory Supplies	53600		10,200	10,400	200	2.0%
Gasoline & Variable Fuel	53700					
Computer Hardware & Software	53800					
Stationery & Office Supplies	53900					
Books & Journals	54100					
Minor Office Equipment	54200					
Non-capital assets	54600					
Total Services & Supplies Expenditures		359,178	458,550	469,800	11,250	2.5%
Capital Expenditures						
Leasehold Improvements	60100					
Building & Grounds	60105					
Office Equipment	60110					
Computer & Network Equipment	60115					
Motorized Equipment	60120			60,000	60,000	
Lab & Monitoring Equipment	60125	14,250	190,932	85,233	(105,699)	(55.4)%
Communications Equipment	60130					
General Equipment	60135					
PM 2.5 Equipment	60140					
Biotech Equipment	60145					
Total Capital Expenditures		14,250	190,932	145,233	(45,699)	(23.9)%
Transfer In/Out						
Total Expenditures		2,347,339	2,999,569	2,919,837	(79,732)	(2.7)%

Managing Division:	
Meteorology & Measurement Division	
Contact Person:	
Charles Knoderer	
Program Purpose:	
Provide air quality and open burning forecasts, support for wildfire impacts, and collect, validate, analyze, and disseminate aerometric and meteorological data.	
Description of Program:	
The primary function of the Meteorological Section is to provide air quality forecasts, including open burn, and mandated Air Quality Index (AQI) forecasts, special forecasts for programs such as mandatory curtailment of wood burning, forecasts for wildfire smoke impacts, and episode/alert forecasts. Data analysis objectives include the validation, compilation and interpretation of meteorological and air quality data, and distribution of data to various data systems. Other objectives include evaluation for legal actions and determination of long-term air quality trends.	
Justification of Change Request:	
The Overtime Budget (51155) was increased to account for inflation. This includes additional meetings to coordinate open burning with other agencies (such as CalFire and ARB) and additional forecast responsibilities due to increased wildfire impacts on local air quality. The budget for Professional Services (53300) was increased due to inflationary pressure and contractual agreements. The budget for Out-of-State Travel (52225) was reduced because of reorganization with the M&M division, moving the Air Quality Analysis group to 811.	
Activities	
Provide support for tracking and forecasting smoke plume impacts during wildfire events.	
Provide reliable and timely Air Quality forecasts to the Air District and the public on weekdays, weekends and holidays.	
Review prescribed and marsh burn plans. Issue the daily open burn decision to Regional, State, and National Fire Agencies and the public. Allocate and distribute burn acreage for prescribed, marsh, and Sonoma County stubble burning.	
Quality assure EPA mandated air quality data and provide to EPA within 90 days of the end of a quarter.	
Prepare and provide the Annual Air Monitoring Network Report to EPA, CARB and the public.	
Develop forecasting techniques for winter particulate and summer ozone seasons, including statistical regression equations and develop and maintain the databases these methods are based upon.	
Review air quality and meteorological data from the five oil refinery Ground Level Monitoring (GLM) Networks and evaluate Excess Reports for the Compliance & Enforcement Division regarding compliance with Air District Regulations 1 & 9.	
Respond to record requests for information on air quality and meteorological data from the public. Provide presentations for Air District functions including Board and Committee meetings, and community outreach and public information meetings.	
Major Objectives	Delivery Date
Provide daily air quality forecasts and burn acreage allocations to meet Air District needs. Provide additional support during wildfire impacts.	Ongoing
Submit quality assured air quality data to EPA's AQS Database.	Quarterly
Provide air quality, meteorological, and GLM data in electronic format to requestors.	Monthly
Prepare and submit Annual Air Monitoring Network Plan to EPA, CARB and the public.	June 2021
Continue improvements to databases for air quality and meteorological data.	Ongoing

		Audited Program Expenditures	Approved Program Budget	Proposed Program Budget	FTE/Dollar Change	Percent Change
		2019	2020	2021	\$	%
Number of Positions (FTE)		5.47	8.68	3.55	(5.13)	(59.1)%
Personnel Expenditures						
Permanent Salaries	51100	691,159	1,135,154	481,900	(653,254)	(57.5)%
Overtime Salaries	51150	6,327	30,000	30,600	600	2.0%
Temporary Salaries	51200					
Payroll Taxes	51300	10,451	16,708	6,854	(9,854)	(59.0)%
Pension Benefits	51400	98,821	230,635	103,887	(126,748)	(55.0)%
FICA Replacement Benefits	51500	7,508	15,225	6,667	(8,558)	(56.2)%
Group Insurance Benefits	51600	102,278	156,979	63,137	(93,842)	(59.8)%
Employee Transportation Subsidy	51700	8,945	12,166	7,717	(4,449)	(36.6)%
Workers' Compensation	51800	2,097	4,929	1,960	(2,960)	(60.1)%
Other Post Employment Benefits	51850	65,969	85,728	34,247	(51,481)	(60.1)%
Board Stipends	51900					
Total Personnel Expenditures		993,555	1,687,524	736,978	(950,546)	(56.3)%
Services & Supplies Expenditures						
Travel In-State	52200	6,608	2,000	2,000		
Travel Out-of-State	52220	2,219	20,000	15,000	(5,000)	(25.0)%
Training & Education	52300	2,713				
Repair & Maintenance (Equipment)	52400		12,000	12,000		
Communications	52500					
Building Maintenance	52600					
Utilities	52700					
Postage	52800					
Printing & Reproduction	52900					
Equipment Rental	53100					
Rents & Leases	53200	1,848				
Professional Services & Contracts	53300	120,091	119,008	119,008		
General Insurance	53400					
Shop & Field Supplies	53500	7,086	4,000	4,080	80	2.0%
Laboratory Supplies	53600	315				
Gasoline & Variable Fuel	53700					
Computer Hardware & Software	53800	3,146	20,000	20,000		
Stationery & Office Supplies	53900					
Books & Journals	54100					
Minor Office Equipment	54200					
Total Services & Supplies Expenditures		144,826	177,008	172,088	(4,920)	(2.8)%
Capital Expenditures						
Leasehold Improvements	60100					
Building & Grounds	60105					
Office Equipment	60110					
Computer & Network Equipment	60115					
Motorized Equipment	60120					
Lab & Monitoring Equipment	60125					
Communications Equipment	60130					
General Equipment	60135					
PM 2.5 Equipment	60140					
Biotech Equipment	60145					
Total Capital Expenditures						
Transfer In/Out						
Total Expenditures		1,138,381	1,864,532	909,066	(955,466)	(51.2)%

Managing Division:	
Meteorology & Measurement Division	
Contact Person:	
Charles Knoderer	
Program Purpose:	
Provide independent performance evaluation services for the Air Monitoring Section and evaluate equipment and siting for air quality monitoring performed by industry and/or their consultants within the Air District's boundaries.	
Description of Program:	
The primary function of the Performance Evaluation (PE) Section is to ensure the accuracy of data collected throughout the Air District's air monitoring network. The PE Section is also responsible for audits and data evaluation of the H2S and SO2 ground level monitors (GLMs) and operation of H2S and SO2 mobile sampling units for odor complaint investigations and episodic sampling. Provide episodic ambient air-sampling after incidents at local refineries and chemical plants. Measure pollutants significant enough to cause wide-spread complaints.	
Justification of Change Request:	
Specific accounts were increased to reflect inflationary pressure and expected increases in resources necessary for auditing of Regulation 12, Rule 15 monitoring systems. Out of State Travel was increased to account for additional training that will be necessary for staff development. The Repair & Maintenance budget was adjusted to better reflect actual repair expenses in 2018 and 2019.	
Activities	
Conduct performance evaluation audits on ambient air monitoring equipment as required by EPA and California Air Resources Board (CARB) regulations, and create accuracy records for reporting to EPA.	
Conduct performance evaluation audits on industry SO2 and H2S GLMs and prepare summary reports of the audits.	
Conduct performance evaluation audits on non-criteria pollutant monitors and prepare summary reports of the audits.	
Participate in inter-agency performance evaluation program conducted by EPA and CARB at Air District sites.	
Perform source-oriented sampling and mobile monitoring during complaint, odor, and episode conditions to provide data required for enforcement action. Between incidents, maintain the instruments and vehicles, as needed.	
Participate in interdivisional teams working on improving Air District regulations and the Manual of Procedures, special studies and customer service.	
Major Objectives	Delivery Date
Maintain the directory of information on network drives for Air District access to all Quality Assurance (QA) data and activities.	Ongoing
Maintain criteria pollutant calibration standards and calibrators to meet EPA requirements.	Ongoing
Revise Standard Operating Procedures (SOPs) to reflect changes in procedures.	Ongoing

Air Monitoring Instrument Performance Evaluation

807

		Audited Program Expenditures	Approved Program Budget	Proposed Program Budget	FTE/Dollar Change	Percent Change
		2019	2020	2021	\$	%
Number of Positions (FTE)		3.15	3.12	3.12		
Personnel Expenditures						
Permanent Salaries	51100	347,589	357,401	371,888	14,487	4.1%
Overtime Salaries	51150	2,822	2,550		(2,550)	(100.0)%
Temporary Salaries	51200					
Payroll Taxes	51300	5,410	5,152	5,281	129	2.5%
Pension Benefits	51400	65,254	77,181	82,993	5,812	7.5%
FICA Replacement Benefits	51500	3,877	5,472	5,857	385	7.0%
Group Insurance Benefits	51600	52,794	75,192	69,785	(5,407)	(7.2)%
Employee Transportation Subsidy	51700	4,199	4,373	6,731	2,408	55.1%
Workers' Compensation	51800	1,055	1,772	1,730	(42)	(2.4)%
Other Post Employment Benefits	51850	33,180	30,815	30,089	(726)	(2.4)%
Board Stipends	51900					
Total Personnel Expenditures		516,180	559,908	574,404	14,496	2.6%
Services & Supplies Expenditures						
Travel In-State	52200	658	455	455		
Travel Out-of-State	52220	1,830	2,125	5,000	2,875	135.3%
Training & Education	52300		110		(110)	(100.0)%
Repair & Maintenance (Equipment)	52400	10,260	6,400	10,000	3,600	56.3%
Communications	52500					
Building Maintenance	52600		11,250	11,250		
Utilities	52700	489				
Postage	52800					
Printing & Reproduction	52900					
Equipment Rental	53100					
Rents & Leases	53200					
Professional Services & Contracts	53300	2,311	2,550	2,550		
General Insurance	53400					
Shop & Field Supplies	53500	18,739	16,800	17,136	336	2.0%
Laboratory Supplies	53600					
Gasoline & Variable Fuel	53700					
Computer Hardware & Software	53800					
Stationery & Office Supplies	53900					
Books & Journals	54100		160	160		
Minor Office Equipment	54200					
Non-capital assets	54600	4,889				
Total Services & Supplies Expenditures		39,176	39,850	46,551	6,701	16.8%
Capital Expenditures						
Leasehold Improvements	60100					
Building & Grounds	60105					
Office Equipment	60110					
Computer & Network Equipment	60115					
Motorized Equipment	60120					
Lab & Monitoring Equipment	60125	15,125	20,400	20,400		
Communications Equipment	60130					
General Equipment	60135					
PM 2.5 Equipment	60140					
Biotech Equipment	60145					
Total Capital Expenditures		15,125	20,400	20,400		
Transfer In/Out						
Total Expenditures		570,481	620,158	641,355	21,197	3.4%

Managing Division:	
Meteorology & Measurement Division	
Contact Person:	
Charles Knoderer	
Program Purpose:	
Operate and maintain the Bay Area BioWatch network for the Federal Department of Homeland Security (DHS) in cooperation with the EPA.	
Description of Program:	
The BioWatch Monitoring Program consists of a network of sample collection units located throughout the Bay Area. Filter media are collected and replaced on a daily basis. Exposed filter housing are delivered to an outside laboratory for analysis. The network operates 24-hours a day, 365 days a year. This program is fully funded by a Department of Homeland Security grant and any budgetary changes were made to more accurately reflect the grant request.	
Justification of Change Request:	
All funding changes are covered by the DHS grant award.	
Activities	
Operate and maintain BioWatch collection sites to provide exposed filter media for laboratory analysis.	
Provide training and contract oversight for the BioWatch program.	
Implement Consequence Management Plan for the BioWatch program.	
Major Objectives	Delivery Date
Provide oversight of facilities and equipment.	Ongoing
Assure program requirements for computer entry, sampling, and filter delivery are met.	Ongoing
Assure impacted Air Monitoring and contractor staff are notified in the event of positive results.	Ongoing

BUDGET AND FINANCE COMMITTEE
MEETING OF 03/25/2020

	Audited Program Expenditures	Approved Program Budget	Proposed Program Budget	FTE/Dollar Change	Percent Change
	2019	2020	2021	\$	%
Number of Positions (FTE)	0.07	0.06	0.09	0.03	50.0%
Personnel Expenditures					
Permanent Salaries 51100	11,405	12,294	13,721	1,427	11.6%
Overtime Salaries 51150		4,000		(4,000)	(100.0)%
Temporary Salaries 51200					
Payroll Taxes 51300	178	235	198	(37)	(15.7)%
Pension Benefits 51400	2,453	2,743	2,970	227	8.3%
FICA Replacement Benefits 51500	126	105	184	79	75.2%
Group Insurance Benefits 51600	1,722	859	1,065	206	24.0%
Employee Transportation Subsidy 51700	138	84	213	129	153.6%
Workers' Compensation 51800	35	34	51	20	58.8%
Other Post Employment Benefits 51850	1,089	593	944	351	59.2%
Board Stipends 51900					
Total Personnel Expenditures	17,146	20,947	19,349	(1,598)	(7.6)%
Services & Supplies Expenditures					
Travel In-State 52200					
Travel Out-of-State 52220					
Training & Education 52300					
Repair & Maintenance (Equipment) 52400					
Communications 52500					
Building Maintenance 52600					
Utilities 52700		30,015	35,251	5,236	17.4%
Postage 52800					
Printing & Reproduction 52900					
Equipment Rental 53100					
Rents & Leases 53200	76,108	50,065	63,480	13,415	26.8%
Professional Services & Contracts 53300	1,129,208	1,238,750	1,246,788	8,038	0.6%
General Insurance 53400					
Shop & Field Supplies 53500		8,000	8,935	935	11.7%
Laboratory Supplies 53600					
Gasoline & Variable Fuel 53700					
Computer Hardware & Software 53800		2,000	2,000		
Stationery & Office Supplies 53900					
Books & Journals 54100					
Minor Office Equipment 54200					
Total Services & Supplies Expenditures	1,205,316	1,328,830	1,356,454	27,624	2.1%
Capital Expenditures					
Leasehold Improvements 60100					
Building & Grounds 60105					
Office Equipment 60110					
Computer & Network Equipment 60115					
Motorized Equipment 60120					
Lab & Monitoring Equipment 60125					
Communications Equipment 60130					
General Equipment 60135					
PM 2.5 Equipment 60140					
Biotech Equipment 60145					
Total Capital Expenditures					
Transfer In/Out					
Total Expenditures	1,222,462	1,349,777	1,375,803	26,026	1.9%

Managing Division:	
Meteorology & Measurement Division	
Contact Person:	
Steven Randall	
Program Purpose:	
Provide air monitoring and meteorological station infrastructure and communication support for the Division. Manage and operate the Division's Data Management System, Laboratory information system, and support the development of required analytical and operational tools.	
Description of Program:	
The Infrastructure and Records Management Section provides network support for Source Test, Air Monitoring, Meteorology, Laboratory and Performance Evaluation Sections. This includes software development, hardware purchases and support, and telecommunications for remote air monitoring and meteorology stations. This Section also supports and maintains data export facilities from the Data Management System.	
Justification of Change Request:	
Professional Services (53300) has been increased by \$2,990,000 to fund the second year of the \$5,980,000 Aclima contract approved and signed last fiscal year.	
Activities	
Maintain computer hardware and infrastructure for remote Meteorology and Measurements Division locations.	
Manage contracts for telecommunication, software development and other Meteorology and Measurements Division IT related tasks.	
Manage software development projects dealing with Meteorology and Measurements Division data retrieval and ensure they are compatible with other integrated software packages.	
Major Objectives	Delivery Date
Manage software and telecommunication contracts for Meteorology and Measurements Division.	Ongoing
Develop software for Meteorology and Measurements Division data retrieval and storage.	Ongoing
Procure computer related hardware for unique Meteorology and Measurements Division tasks.	Ongoing
Maintain IT infrastructure between the Air District office and remote air monitoring, meteorology and other Meteorology and Measurements Division sites.	Ongoing
Support the Air District's real-time air quality and meteorology web page.	Ongoing

BUDGET AND FINANCE COMMITTEE
MEETING 01/25/2020

Technical Infrastructure and Data Management

810

		Audited Program Expenditures	Approved Program Budget	Proposed Program Budget	FTE/Dollar Change	Percent Change
		2019	2020	2021	\$	%
Number of Positions (FTE)		0.11	1.55	1.72	0.17	11.0%
Personnel Expenditures						
Permanent Salaries	51100	31,817	215,800	243,501	27,701	12.8%
Overtime Salaries	51150					
Temporary Salaries	51200					
Payroll Taxes	51300	545	3,096	3,467	371	12.0%
Pension Benefits	51400	17,154	47,998	56,221	8,223	17.1%
FICA Replacement Benefits	51500	383	2,719	3,235	516	19.0%
Group Insurance Benefits	51600	5,291	33,127	37,052	3,925	11.8%
Employee Transportation Subsidy	51700	421	2,172	3,745	1,573	72.4%
Workers' Compensation	51800	97	880	955	75	8.5%
Other Post Employment Benefits	51850	3,037	15,309	16,617	1,308	8.5%
Board Stipends	51900					
Total Personnel Expenditures		58,745	321,101	364,793	43,692	13.6%
Services & Supplies Expenditures						
Travel In-State	52200					
Travel Out-of-State	52220					
Training & Education	52300					
Repair & Maintenance (Equipment)	52400					
Communications	52500	96,299	97,891	97,891		
Building Maintenance	52600		4,788		(4,788)	(100.0)%
Utilities	52700					
Postage	52800					
Printing & Reproduction	52900					
Equipment Rental	53100					
Rents & Leases	53200	80,552	76,350		(76,350)	(100.0)%
Professional Services & Contracts	53300	10,071	63,500	3,053,500	2,990,000	4,708.7%
General Insurance	53400					
Shop & Field Supplies	53500	62,484	67,306	67,306		
Laboratory Supplies	53600					
Gasoline & Variable Fuel	53700					
Computer Hardware & Software	53800	28,500	52,975	52,975		
Stationery & Office Supplies	53900	36	500	500		
Books & Journals	54100					
Minor Office Equipment	54200					
Total Services & Supplies Expenditures		277,942	363,310	3,272,172	2,908,862	800.7%
Capital Expenditures						
Leasehold Improvements	60100					
Building & Grounds	60105					
Office Equipment	60110					
Computer & Network Equipment	60115					
Motorized Equipment	60120					
Lab & Monitoring Equipment	60125					
Communications Equipment	60130					
General Equipment	60135					
PM 2.5 Equipment	60140					
Biotech Equipment	60145					
Total Capital Expenditures						
Transfer In/Out						
Total Expenditures		336,687	684,411	3,636,965	2,952,554	431.4%

Managing Division:	
Meteorology & Measurement Division	
Contact Person:	
Katherine Hoag	
Program Purpose:	
Summarize, analyze, and interpret air quality measurement data and provide technical support to communities.	
Description of Program:	
<p>The primary purpose of the Air Quality Analysis Section is to characterize regional and local air quality using observed meteorological and air quality data, including preparing air quality summaries, determining compliance with National or State standards, and analyzing long-term trends to assess progress. District air monitoring program support includes developing an annual summary of the Air District's fixed-site air monitoring network, and a long-term assessment of the network's effectiveness every five years. This section is also responsible for reviewing or designing studies to characterize local air quality and providing analyses to assist developing air quality improvement strategies. This section provides technical support to community-led air quality efforts including leading the AB 617 Monitoring Plan area efforts and contributing to community capacity building efforts and other Community Health Protection Program work.</p>	
Justification of Change Request:	
<p>This section consolidates air quality data analyses to meet the increased need for technical coordination with communities and external partners driven by an increased interest in air quality and use of air sensors, and the Community Health Protection Program (AB617).</p>	
Activities	
Air District coordinator for the Bay Air Center.	
Conduct exceptional event notifications or justification packages as needed.	
Coordinate with Community Engagement to provide support for technical community projects, including community-based participatory research projects using air sensors, and providing context to monitoring data.	
Coordinate with other agencies or researchers conducting measurements in the Bay Area.	
Coordinate with other divisions on AB 617 activities, using observed air quality data to develop technical products supporting community selection and local-scale air quality assessments of priority areas to inform emission or exposure reduction strategies or progress.	
Develop or review internal and external monitoring plans and/or air quality reports, including for NOA and DTSC mitigation projects.	
Perform routine and event-driven air quality summaries and analyses to support other Air District programs.	
Technical lead for AB 617 Air Monitoring Plan Area activities, including the development and implementation of the plan, capacity building for the community partners and analyzing monitoring data.	
Major Objectives	Delivery Date
Coordinate or support AB617-related activities, including capacity building in priority areas, technical support for District and CARB grants, air quality assessments, and community air monitoring.	Ongoing
Prepare and submit 5-Year Network Assessment to EPA, CARB and the public.	July 2020
Prepare and submit Annual Air Monitoring Network Plan to EPA, CARB and the public.	Annually
Prepare local air quality data reports for AB 617 priority areas.	Ongoing
Prepare Regional Air Quality Data reports summarizing compliance with standards and long-term trends.	Ongoing
Richmond-San Pablo AB 617 Monitoring Plan development and implementation.	Ongoing

Ambient Air Quality Analysis

811

	Audited Program Expenditures	Approved Program Budget	Proposed Program Budget	FTE/Dollar Change	Percent Change
	2019	2020	2021	\$	%
Number of Positions (FTE)			3.88	3.88	
Personnel Expenditures					
Permanent Salaries	51100		580,402	580,402	
Overtime Salaries	51150		20,000	20,000	
Temporary Salaries	51200				
Payroll Taxes	51300		8,274	8,274	
Pension Benefits	51400		121,825	121,825	
FICA Replacement Benefits	51500		7,290	7,290	
Group Insurance Benefits	51600		61,712	61,712	
Employee Transportation Subsidy	51700		8,437	8,437	
Workers' Compensation	51800		2,153	2,153	
Other Post Employment Benefits	51850		37,442	37,442	
Board Stipends	51900				
Total Personnel Expenditures			847,535	847,535	
Services & Supplies Expenditures					
Travel In-State	52200		15,000	15,000	
Travel Out-of-State	52220		25,000	25,000	
Training & Education	52300	800	10,000	9,200	1,150.0%
Repair & Maintenance (Equipment)	52400	5,400		(5,400)	(100.0)%
Communications	52500				
Building Maintenance	52600				
Utilities	52700				
Postage	52800				
Printing & Reproduction	52900				
Equipment Rental	53100				
Rents & Leases	53200				
Professional Services & Contracts	53300		525,000	525,000	
General Insurance	53400				
Shop & Field Supplies	53500	5,480	16,200	(16,200)	(100.0)%
Laboratory Supplies	53600				
Gasoline & Variable Fuel	53700				
Computer Hardware & Software	53800		3,000	3,000	
Stationery & Office Supplies	53900		500	500	
Books & Journals	54100		1,500	1,500	
Minor Office Equipment	54200				
Total Services & Supplies Expenditures	5,480	22,400	580,000	557,600	2,489.3%
Capital Expenditures					
Leasehold Improvements	60100				
Building & Grounds	60105				
Office Equipment	60110				
Computer & Network Equipment	60115				
Motorized Equipment	60120				
Lab & Monitoring Equipment	60125				
Communications Equipment	60130				
General Equipment	60135				
PM 2.5 Equipment	60140				
Biotech Equipment	60145				
Total Capital Expenditures					
Transfer In/Out					
Total Expenditures	5,480	22,400	1,427,535	1,405,135	6,272.9%

BUDGET AND FINANCE COMMITTEE
MEETING OF 03/25/2020

- Page Intentionally Left Blank -

Special Revenue Fund
Program Narratives and Expenditure Details

BUDGET AND FINANCE COMMITTEE
MEETING OF 03/25/2020

Managing Division:	
Communications Office	
Contact Person:	
Kristine Roselius	
Program Purpose:	
The Spare the Air program encourages the public to reduce their driving, a major source of Bay Area air pollution, and promotes the use of public transit, biking, walking, carpooling, trip reduction and other behavior changes that reduce pollution from automobiles. The program provides outreach to employers/employees for the Spare the Air Employer and Commuter Benefits Programs. Employers are targeted specifically due to their significant influence on the commute behaviors of their employees.	
Description of Program:	
The Spare the Air program works with the public to reduce air pollution by promoting employer commute programs and making clean air choices including taking public transportation, ridesharing and trip linking; this program complements Program 305. Funds will be used for electronic notification systems, employer outreach, partnerships and Commuter Benefits Program outreach, as well as staff time associated with the Spare the Air programs and grass roots education.	
Justification of Change Request:	
Budget increase to cover costs of rebranding and streamlining Spare the Air program, app re-design and website updates.	
Activities	
Inform employees about commuter incentive programs and individual choices to reduce air pollution.	
Promote employer transportation programs to reduce the number of single occupancy vehicles commuting to work.	
Prepare and issue media releases, respond to media inquiries and plan employer workshops and events.	
Conduct employer opinion surveys to evaluate Spare the Air program and measure behavior change.	
Support Resource Team activities, projects and promotions.	
Manage and update program websites as well as social media sites.	
Provide public outreach at employer events throughout the Bay Area.	
Notify the media and employers of Spare the Air Alerts through AirAlerts, press releases, websites, apps and social media sites.	
Manage employer outreach & advertising campaign.	
Provide outreach to employers, in concert with MTC, for the Commuter Benefits Program.	
Provide overview of campaign to the Executive Committee and Board of Directors.	
Major Objectives	Delivery Date
Support Air Quality Resource Teams.	June 2021
Manage Spare the Air Employer Program.	June 2021
Conduct employer workshops and develop employer outreach materials, webinars and website information for new employer commute incentives rule.	Ongoing
Coordinate Air District presence at public events, including community events and fairs.	June 2021
Develop video podcasts, video news releases / statements, displays and infographics for Employer Program and Commuter Benefits Program / events.	June 2021
Add new visualization, app integration and other features to improve user experience on sparetheair.org website	June 2021

Intermittent Control (TFCA)

		Audited Program Expenditures	Approved Program Budget	Proposed Program Budget	FTE/Dollar Change	Percent Change
		2019	2020	2021	\$	%
Number of Positions (FTE)		3.82	4.78	3.83	(0.95)	(19.87)
Personnel Expenditures						
Permanent Salaries	51100	318,945	529,946	445,225	(84,721)	(15.99)
Overtime Salaries	51150	107,662				
Temporary Salaries	51200	3,239				
Payroll Taxes	51300	5,145	7,581	6,320	(1,261)	(16.63)
Pension Benefits	51400	78,519	114,371	98,386	(15,985)	(13.98)
FICA Replacement Benefits	51500	3,637	8,384	7,263	(1,121)	(13.37)
Group Insurance Benefits	51600	49,351	83,191	68,325	(14,866)	(17.87)
Employee Transportation Subsidy	51700	3,889	6,700	8,408	1,708	25.49
Workers' Compensation	51800	968	2,715	2,145	(570)	(20.99)
Other Post Employment Benefits	51850	30,445	47,210	37,310	(9,900)	(20.97)
Board Stipends	51900					
Total Personnel Expenditures		601,800	800,098	673,382	(126,716)	(15.84)
Services & Supplies Expenditures						
Travel In-State	52200	934				
Travel Out-of-State	52220					
Training & Education	52300					
Repair & Maintenance (Equipment)	52400					
Communications	52500					
Building Maintenance	52600					
Utilities	52700					
Postage	52800		5,000		(5,000)	(100.00)
Printing & Reproduction	52900	1,390	15,000	15,000		
Equipment Rental	53100					
Rents & Leases	53200					
Professional Services & Contracts	53300	1,094,859	1,005,000	1,305,000	300,000	29.85
General Insurance	53400					
Shop & Field Supplies	53500	58				
Laboratory Supplies	53600					
Gasoline & Variable Fuel	53700					
Computer Hardware & Software	53800					
Stationery & Office Supplies	53900					
Books & Journals	54100					
Minor Office Equipment	54200					
Total Services & Supplies Expenditures		1,097,241	1,025,000	1,320,000	295,000	28.78
Capital Expenditures						
Leasehold Improvements	60100					
Building & Grounds	60105					
Office Equipment	60110					
Computer & Network Equipment	60115					
Motorized Equipment	60120					
Lab & Monitoring Equipment	60125					
Communications Equipment	60130					
General Equipment	60135					
PM 2.5 Equipment	60140					
Total Capital Expenditures						
Transfer In/Out		311,929	360,043	303,022	(57,021)	(15.84)
Total Expenditures		2,010,970	2,185,141	2,296,404	111,263	5.09

Managing Division:	
Strategic Incentives Division	
Contact Person:	
Chengfeng Wang	
Program Purpose:	
Implementation of the Carl Moyer Program (CMP), which provides grants for the execution of projects that reduce emissions from primarily heavy-duty engines.	
Description of Program:	
<p>The Air District has participated in the CMP, in cooperation with the California Air Resources Board (CARB), since the program began in fiscal year 1998-1999. The CMP provides grants to public and private entities to reduce emissions of oxides of nitrogen (NOx), reactive organic gases (ROG) and particulate matter (PM) from existing heavy-duty engines by either replacing or retrofitting them. Eligible heavy-duty diesel engine applications include on-road trucks and buses, off-road equipment, marine vessels, locomotives, and stationary agricultural pump engines. Air District staff conducts outreach and solicits grant applications, reviews the grant applications according to established criteria, recommends allocation of the funding, monitors progress in implementing funded projects, and reports on the use of funds. This program also includes assessment of mobile source technologies in support of the grant-making function.</p> <p>The Air District has been allocated \$50 million from AB 134 (2017) and \$40 million from SB 856 (2018) for emissions reduction projects that provide early actions of the AB 617 process through a Community Air Quality Protection Grant Program. Consistent with legislation, grant funding will be primarily administered through the CMP and Proposition 1B Goods Movement Program. The AB 134 funds must be spent by June 2021, and SB 856 funds must be spent by June 2022.</p>	
Justification of Change Request:	
Increased expenditure to address the program administrative needs for increased revenue.	
Activities	
Develop policies and procedures for the administration of the CMP.	
Conduct outreach to interested parties and provide application assistance.	
Evaluate grant applications for eligibility with CMP guidelines.	
Conduct inspections of the baseline and funded project equipment.	
Prepare grant award recommendations and coordinate the execution of funding agreements for the selected projects.	
Administer and monitor projects that have been awarded CMP grants.	
Prepare and submit reports to CARB on the implementation of the CMP.	
Monitor, inspect, and audit current and previously funded programs and projects to assure compliance with State and District guidelines, policies, and statutory and regulatory requirements.	
Prepare technical, financial, and staff reports.	
Major Objectives	Delivery Date
Finalize policies and procedures for the new CMP funding cycle, consistent with CARB guidelines.	July 2020
Open up a solicitation for the new CMP funding cycle.	August 2020
Evaluate grant applications and prepare grant award recommendations for Board of Directors approval.	Ongoing
Issue funding agreements (contracts) for CMP grants awarded.	Ongoing
Submit reports to CARB on the District's implementation of the CMP.	August 2020
Process payments, review project reports, inspect and close out on-going projects.	Ongoing

		Audited Program Expenditures	Approved Program Budget	Proposed Program Budget	FTE/Dollar Change	Percent Change
		2019	2020	2021	\$	%
Number of Positions (FTE)		8	9	11	2	26.32
Personnel Expenditures						
Permanent Salaries	51100	897,562	1,000,362	1,304,746	304,384	30.43
Overtime Salaries	51150		35,000		(35,000)	(100.00)
Temporary Salaries	51200	1,889				
Payroll Taxes	51300	13,572	14,825	18,523	3,698	24.94
Pension Benefits	51400	101,385	211,001	280,794	69,793	33.08
FICA Replacement Benefits	51500	9,794	15,331	20,721	5,390	35.16
Group Insurance Benefits	51600	133,426	174,779	182,483	7,704	4.41
Employee Transportation Subsidy	51700	10,624	12,250	23,935	11,735	95.80
Workers' Compensation	51800	2,723	4,963	6,120	1,157	23.31
Other Post Employment Benefits	51850	85,665	86,321	100,437	20,116	23.30
Board Stipends	51900					
Total Personnel Expenditures		1,256,640	1,554,832	1,943,809	388,977	25.02
Services & Supplies Expenditures						
Travel In-State	52200		4,000	4,000		
Travel Out-of-State	52220		3,000	3,000		
Training & Education	52300		1,500	1,500		
Repair & Maintenance (Equipment)	52400					
Communications	52500					
Building Maintenance	52600					
Utilities	52700					
Postage	52800					
Printing & Reproduction	52900	215	2,000	2,000		
Equipment Rental	53100					
Rents & Leases	53200					
Professional Services & Contracts	53300	40,807	300,000	334,700	34,700	11.57
General Insurance	53400					
Shop & Field Supplies	53500	157	2,000	2,000		
Laboratory Supplies	53600					
Gasoline & Variable Fuel	53700					
Computer Hardware & Software	53800		1,000	1,000		
Stationery & Office Supplies	53900	761	600	600		
Books & Journals	54100		200	200		
Minor Office Equipment	54200		1,000	1,000		
Total Services & Supplies Expenditures		41,940	315,300	350,000	34,700	11.01
Capital Expenditures						
Leasehold Improvements	60100					
Building & Grounds	60105					
Office Equipment	60110					
Computer & Network Equipment	60115					
Motorized Equipment	60120					
Lab & Monitoring Equipment	60125					
Communications Equipment	60130					
General Equipment	60135					
PM 2.5 Equipment	60140					
Total Capital Expenditures						
Transfer In/Out	70005	620,689				
Total Expenditures		1,919,269	1,870,132	2,293,809	423,677	22.65

Managing Division:	
Strategic Incentives Division	
Contact Person:	
Chengfeng Wang	
Program Purpose:	
Administer motor vehicle registration fee surcharge revenues to reduce on-road vehicle emissions.	
Description of Program:	
<p>In 1991, the California State Legislature authorized the Air District to impose a \$4 surcharge on motor vehicles registered within its jurisdiction to fund projects that reduce on-road motor vehicle emissions. The Air District allocates these funds to eligible projects through its Transportation Fund for Clean Air (TFCA) program and a portion of the funds collected are expended for administrative purposes. The statutory authority for the TFCA and requirements of the program are set forth in California Health and Safety Code Sections 44241 and 44242. Sixty percent of the funds are awarded directly by the Air District to eligible Air District programs (e.g., Spare the Air) and through the TFCA Regional Fund program. The remaining 40% are forwarded to the nine designated Bay Area congestion management agencies and distributed through the County Program Manager Fund program.</p> <p>The TFCA provides grants to reduce emissions of criteria pollutants through trip reduction projects and clean-air vehicle-based projects.</p>	
Justification of Change Request:	
Not applicable.	
Activities	
Prepare recommendations for updates to program policies for consideration by the Board of Directors; update program guidance and administrative operating procedures; and develop solicitation packages and conduct outreach.	
Review and evaluate project applications to determine their eligibility, and prepare recommendations for award of eligible projects for approval by the Board of Directors.	
Prepare contracts, amendments, and correspondence; review progress reports, inspect, and audit programs and projects to assure compliance with District policies and statutory requirements; process reimbursement requests; and ensure project files are complete and up to date.	
Prepare technical, financial, and staff reports and attend meetings.	
Major Objectives	Delivery Date
Complete updates to the FYE 2022 County Program Manager policies for Board of Directors consideration and distribute guidance and application package to Program Managers	December 2020
Obtain Board of Director approval of proposed FYE 2022 expenditure reports and execute funding agreements with the nine County Program Managers.	June 2021
Open solicitations for FYE 2021 Regional Fund; conduct outreach, review applications, and obtain Board of Directors approval for eligible projects; and execute agreements with grantees.	Ongoing
Prepare FYE 2020 TFCA Report on Regional Fund Expenditures and Effectiveness.	December 2020
Conduct audit of TFCA funded projects and programs completed by 6/30/2019.	December 2020

Transportation Fund for Clean Air Administration (TFCA)

308

		Audited Program Expenditures	Approved Program Budget	Proposed Program Budget	FTE/Dollar Change	Percent Change
		2019	2020	2021	\$	%
Number of Positions (FTE)		5.83	6.78	5.46	(1.32)	(19.47)
Personnel Expenditures						
Permanent Salaries	51100	655,849	734,463	601,647	(132,816)	(18.08)
Overtime Salaries	51150	3,466		5,000	5,000	
Temporary Salaries	51200					
Payroll Taxes	51300	10,031	10,504	8,559	(1,945)	(18.52)
Pension Benefits	51400	120,143	151,392	129,770	(21,622)	(14.28)
FICA Replacement Benefits	51500	7,162	11,892	9,741	(2,151)	(18.09)
Group Insurance Benefits	51600	97,490	117,864	79,670	(38,194)	(32.41)
Employee Transportation Subsidy	51700	9,730	9,503	11,276	1,773	18.66
Workers' Compensation	51800	1,992	3,850	2,877	(973)	(25.27)
Other Post Employment Benefits	51850	62,688	66,963	50,037	(16,926)	(25.28)
Board Stipends	51900					
Total Personnel Expenditures		968,551	1,106,431	898,577	(207,854)	(18.79)
Services & Supplies Expenditures						
Travel In-State	52200	5,384	12,400	13,900	1,500	12.10
Travel Out-of-State	52220	7,545	9,000	14,400	5,400	60.00
Training & Education	52300	8,464	14,200	16,500	2,300	16.20
Repair & Maintenance (Equipment)	52400					
Communications	52500	885	1,000	2,000	1,000	100.00
Building Maintenance	52600					
Utilities	52700					
Postage	52800					
Printing & Reproduction	52900		2,000	2,000		
Equipment Rental	53100					
Rents & Leases	53200					
Professional Services & Contracts	53300	146,318	387,500	425,860	38,360	9.90
General Insurance	53400					
Shop & Field Supplies	53500	447	3,500	3,500		
Laboratory Supplies	53600					
Gasoline & Variable Fuel	53700					
Computer Hardware & Software	53800	3,466	7,400	13,000	5,600	75.68
Stationery & Office Supplies	53900	1,291	3,000	3,000		
Books & Journals	54100		440	440		
Minor Office Equipment	54200		400	400		
Total Services & Supplies Expenditures		173,800	440,840	495,000	54,160	12.29
Capital Expenditures						
Leasehold Improvements	60100					
Building & Grounds	60105					
Office Equipment	60110					
Computer & Network Equipment	60115					
Motorized Equipment	60120					
Lab & Monitoring Equipment	60125					
Communications Equipment	60130					
General Equipment	60135					
PM 2.5 Equipment	60140					
Total Capital Expenditures						
Transfer In/Out	70005	321,264	81,347	375,041	293,694	361.04
Total Expenditures		1,463,615	1,628,618	1,768,618	140,000	8.60

Managing Division:	
Strategic Incentives Division	
Contact Person:	
Chengfeng Wang	
Program Purpose:	
Administer funding from motor vehicle surcharge revenues, authorized by AB 923, for emission reduction projects.	
Description of Program:	
<p>Assembly Bill 923 (AB 923 - Firebaugh), enacted in 2004 (codified as Health and Safety Code Section 44225), authorized local air districts to increase their motor vehicle registration surcharge for motor vehicles within the Air District's jurisdiction up to an additional \$2 per vehicle. The revenues from the additional \$2 surcharge are deposited in the Air District's Mobile Source Incentive Fund (MSIF).</p> <p>MSIF funds can be allocated to the following eligible projects and programs, according to established criteria: the Lower-Emission School Bus Program, a passenger vehicle retirement program, projects eligible for Carl Moyer Program funds, and selected agricultural projects. Staff recommends funding allocations to eligible projects and programs for approval by the Board of Directors, monitors progress in implementing funded projects, reports on the use of the funds, and coordinates verification of requirements compliance. This program also includes assessment of mobile source and transportation technologies and programs in support of the grant-making function.</p>	
Justification of Change Request:	
None.	
Activities	
Recommend funding allocations to the Board of Directors.	
Conduct outreach to interested parties and provide application assistance.	
Evaluate grant applications for eligibility with applicable guidelines.	
Conduct inspections of the baseline and funded project equipment.	
Prepare grant award recommendations and coordinate the execution of funding agreements for the selected projects.	
Administer and monitor projects that have been awarded grants.	
Prepare and submit reports to the California Air Resources Board (CARB) on the expenditure of MSIF funds.	
Monitor, inspect, and audit current and previously funded programs and projects to assure compliance with State and District guidelines, policies, and statutory and regulatory requirements.	
Prepare technical, financial, and staff reports.	
Major Objectives	Delivery Date
Report MSIF expenditures to CARB.	August 2020
Define allocation of available funds to eligible projects and programs.	March 2021
Conduct outreach, and solicit project applications.	Ongoing
Obtain Board of Directors approval of project recommendations.	Ongoing
Prepare and coordinate execution of funding agreements.	Ongoing
Process payments, review project reports, inspect and close out on-going projects.	Ongoing
Monitor the progress of funded projects.	Ongoing

Mobile Source Incentive Fund (MSIF)

310

		Audited Program Expenditures	Approved Program Budget	Proposed Program Budget	FTE/Dollar Change	Percent Change
		2019	2020	2021	\$	%
Number of Positions (FTE)		0.81	2.06	2.50	0.44	21.36
Personnel Expenditures						
Permanent Salaries	51100	110,586	235,581	288,146	52,565	22.31
Overtime Salaries	51150	13				
Temporary Salaries	51200					
Payroll Taxes	51300	1,854	3,371	4,082	711	21.09
Pension Benefits	51400	51,665	49,983	60,819	10,836	21.68
FICA Replacement Benefits	51500	1,297	3,613	4,700	1,087	30.09
Group Insurance Benefits	51600	17,632	39,031	44,490	5,459	13.99
Employee Transportation Subsidy	51700	1,531	2,887	5,440	2,553	88.43
Workers' Compensation	51800	335	1,170	1,383	218	18.63
Other Post Employment Benefits	51850	10,554	20,346	24,142	3,796	18.66
Board Stipends	51900					
Total Personnel Expenditures		195,467	355,982	433,207	77,225	21.69
Services & Supplies Expenditures						
Travel In-State	52200	1,615	8,000	8,000		
Travel Out-of-State	52220					
Training & Education	52300	750	5,000	5,000		
Repair & Maintenance (Equipment)	52400					
Communications	52500	114				
Building Maintenance	52600					
Utilities	52700					
Postage	52800					
Printing & Reproduction	52900		3,000	3,000		
Equipment Rental	53100					
Rents & Leases	53200					
Professional Services & Contracts	53300	41,648	120,000	38,300	(81,700)	(68.08)
General Insurance	53400					
Shop & Field Supplies	53500					
Laboratory Supplies	53600					
Gasoline & Variable Fuel	53700					
Computer Hardware & Software	53800	2,773	4,000	4,000		
Stationery & Office Supplies	53900		500	500		
Books & Journals	54100		200	200		
Minor Office Equipment	54200		1,000	1,000		
Total Services & Supplies Expenditures		46,900	141,700	60,000	(81,700)	(57.66)
Capital Expenditures						
Leasehold Improvements	60100					
Building & Grounds	60105					
Office Equipment	60110					
Computer & Network Equipment	60115					
Motorized Equipment	60120					
Lab & Monitoring Equipment	60125					
Communications Equipment	60130					
General Equipment	60135					
PM 2.5 Equipment	60140					
Total Capital Expenditures						
Transfer In/Out		101,316	234,675	26,358	(208,317)	(88.77)
Total Expenditures		343,683	732,357	519,565	(212,792)	(29.06)

Managing Division:	
Strategic Incentives Division	
Contact Person:	
Chengfeng Wang	
Program Purpose:	
Accelerate the removal of high-emitting vehicles from the on-road motor vehicle fleet within the District's jurisdiction.	
Description of Program:	
The program removes high-emitting motor vehicles from the region's roadways by purchasing and scrapping eligible vehicles from registered owners on a voluntary basis.	
Justification of Change Request:	
No change.	
Activities	
Implement procurement process for vehicle scrapping services.	
Oversee contractor's purchase and scrapping of vehicles.	
Respond to inquiries regarding Vehicle Buy-Back Program.	
Implement procurement process for direct mail campaign services.	
Oversee contractor's direct mailings.	
Acquire and update Department of Motor Vehicles (DMV) database used for direct mail annually.	
Develop and update Vehicle Buy-Back outreach materials.	
Conduct site visits of dismantling yards and dismantler offices.	
Manage suppression list and update DMV database.	
Review and approve scrapping contractor invoices.	
Review and approve direct mail contractor invoices.	
Major Objectives	Delivery Date
Implement the Vehicle Buy-Back program, monitor contractor performance, review/ pay program invoices.	Ongoing
Report program expenditures to the California Air Resources Board (CARB)	August 2020

BUDGET AND FINANCE COMMITTEE
MEETING OF 03/25/2020

Vehicle Buy Back (MSIF)

312

	Audited Program Expenditures	Approved Program Budget	Proposed Program Budget	FTE/Dollar Change	Percent Change
	2019	2020	2021	\$	%
Number of Positions (FTE)	0.34	0.37	1.30	0.93	251.35
Personnel Expenditures					
Permanent Salaries 51100	24,773	34,146	127,112	92,966	272.26
Overtime Salaries 51150					
Temporary Salaries 51200					
Payroll Taxes 51300	376	487	1,793	1,306	268.17
Pension Benefits 51400	3,949	7,173	28,091	20,918	291.62
FICA Replacement Benefits 51500	271	649	2,440	1,791	275.96
Group Insurance Benefits 51600	3,687	5,113	17,259	12,146	237.55
Employee Transportation Subsidy 51700	295	519	2,824	2,305	444.12
Workers' Compensation 51800	75	210	720	510	242.86
Other Post Employment Benefits 51850	2,365	3,654	12,530	8,876	242.91
Board Stipends 51900					
Total Personnel Expenditures	35,791	51,951	192,769	140,818	271.06
Services & Supplies Expenditures					
Travel In-State 52200					
Travel Out-of-State 52220					
Training & Education 52300					
Repair & Maintenance (Equipment) 52400					
Communications 52500					
Building Maintenance 52600					
Utilities 52700					
Postage 52800					
Printing & Reproduction 52900					
Equipment Rental 53100					
Rents & Leases 53200					
Professional Services & Contracts 53300	4,894,146	7,200,000	7,200,000		
General Insurance 53400					
Shop & Field Supplies 53500					
Laboratory Supplies 53600					
Gasoline & Variable Fuel 53700					
Computer Hardware & Software 53800					
Stationery & Office Supplies 53900					
Books & Journals 54100					
Minor Office Equipment 54200					
Total Services & Supplies Expenditures	4,894,146	7,200,000	7,200,000		
Capital Expenditures					
Leasehold Improvements 60100					
Building & Grounds 60105					
Office Equipment 60110					
Computer & Network Equipment 60115					
Motorized Equipment 60120					
Lab & Monitoring Equipment 60125					
Communications Equipment 60130					
General Equipment 60135					
PM 2.5 Equipment 60140					
Total Capital Expenditures					
Transfer In/Out	18,551		86,746	86,746	
Total Expenditures	4,948,488	7,251,951	7,479,515	227,564	3.14

Managing Division:	
Strategic Incentives Division	
Contact Person:	
Chengfeng Wang	
Program Purpose:	
Administer new, one-time pass through, sources of funding to implement emissions reductions projects	
Description of Program:	
Each year the Air District receives grant revenues from sources such as the Bay Area Clean Air Foundation, State of California, Federal government, and settlement agreements that augment and complement funding from its other perennial sources of funding. Grant funding from these sources is often awarded to the District through a competitive solicitation process that results in funding that can be used to support specific projects for a limited and specified period (e.g., 1 to 2 years).	
Justification of Change Request:	
None.	
Activities	
Develop policies and guidelines, issue calls for projects, conduct workshops, attend meetings, and outreach to potential project sponsors.	
Review, evaluate and rank project applications to determine their eligibility and award amount, and prepare associated project documents (contracts, letters, reports, and communications).	
Prepare recommendations for award of eligible projects for approval by the Air District's Board of Directors.	
Monitor, inspect, and audit funded programs and projects to assure compliance of applicable grant agreements, guidelines, policies, and statutory and regulatory requirements.	
Review progress reports, process reimbursement requests, and ensure project files are complete and up to date.	
Prepare technical, financial, and staff reports.	
Major Objectives	Delivery Date
Develop policies and guidelines, issue calls for projects, conduct workshops, attend meetings, and outreach to potential project sponsors	Ongoing
Review and evaluate applications, prepare recommendations for award of eligible projects, prepare associated project documents (contracts, letters, reports, and communications).	Ongoing
Monitor, inspect, and audit funded programs and projects; review progress reports, process reimbursement requests, and ensure project files are complete and up to date; and prepare technical, financial, and staff reports.	Ongoing

Miscellaneous Incentive Program (Other Grant)

316

		Audited Program Expenditures	Approved Program Budget	Proposed Program Budget	FTE/Dollar Change	Percent Change
		2019	2020	2021	\$	%
Number of Positions (FTE)		0.79	0.84	0.22	(0.62)	(73.81)
Personnel Expenditures						
Permanent Salaries	51100	97,552	97,120	63,397	(33,723)	(34.72)
Overtime Salaries	51150	316				
Temporary Salaries	51200					
Payroll Taxes	51300	1,478	1,390	902	(488)	(35.11)
Pension Benefits	51400	13,227	20,056	13,504	(6,552)	(32.67)
FICA Replacement Benefits	51500	1,054	1,473	934	(539)	(36.59)
Group Insurance Benefits	51600	14,367	13,972	8,961	(5,011)	(35.86)
Employee Transportation Subsidy	51700	1,149	1,177	1,031	(96)	(8.16)
Workers' Compensation	51800	296	477	276	(201)	(42.14)
Other Post Employment Benefits	51850	9,312	8,296	4,795	(3,501)	(42.20)
Board Stipends	51900					
Total Personnel Expenditures		138,751	143,961	93,850	(50,111)	(34.81)
Services & Supplies Expenditures						
Travel In-State	52200		6,300	6,300		
Travel Out-of-State	52220			6,300	6,300	
Training & Education	52300					
Repair & Maintenance (Equipment)	52400					
Communications	52500					
Building Maintenance	52600					
Utilities	52700					
Postage	52800					
Printing & Reproduction	52900					
Equipment Rental	53100					
Rents & Leases	53200					
Professional Services & Contracts	53300	71,622	4,000		(4,000)	(100.00)
General Insurance	53400					
Shop & Field Supplies	53500					
Laboratory Supplies	53600					
Gasoline & Variable Fuel	53700					
Computer Hardware & Software	53800					
Stationery & Office Supplies	53900					
Books & Journals	54100					
Minor Office Equipment	54200					
Total Services & Supplies Expenditures		71,622	10,300	12,600	2,300	22.33
Capital Expenditures						
Leasehold Improvements	60100					
Building & Grounds	60105					
Office Equipment	60110					
Computer & Network Equipment	60115					
Motorized Equipment	60120					
Lab & Monitoring Equipment	60125					
Communications Equipment	60130					
General Equipment	60135					
PM 2.5 Equipment	60140					
Total Capital Expenditures						
Transfer In/Out		22,355				
Total Expenditures		232,728	154,261	106,450	(47,811)	(30.99)

Managing Division:	
Technology Implementation Office	
Contact Person:	
Anthony Fournier	
Program Purpose:	
Administer funding, outreach, and planning to accelerate the adoption of light-duty (passenger) electric vehicles (EVs) and EV infrastructure in the Bay Area.	
Description of Program:	
The Air District's 2017 Clean Air Plan established a goal of 90% of Bay Area vehicles being zero emissions by 2050. To support this goal, this program incentivizes publicly available charging infrastructure, vehicle fleets, and electric vehicles for low-income consumers. This program includes the Charge! program for EV infrastructure, Clean Fleets for light-duty vehicle fleets, and the Clean Cars For All program for income-eligible residents in impacted communities. To complement and increase utilization of the incentives programs, this program also includes outreach, regional coordination, and planning to remove potential barriers and accelerate EV deployment throughout the Bay Area.	
Justification of Change Request:	
Grant funding from the California Air Resources Board and Federal Highway Administration to expand incentives for income-eligible consumers (ARB) and support outreach, partnerships, and planning (FHWA).	
Activities	
Administer grant programs, including updating policies and guidelines, conducting outreach, preparing program documents and communications, processing reimbursement requests, tracking project status, and conducting audits, for Charge!, Clean Fleets, and Clean Cars For All.	
Organize and participate in workgroups and events to increase awareness about EVs, support deployment, sharing best practices, and regional coordination.	
Conduct analyses and planning to inform Air District strategy and programs.	
Prepare technical, financial, and staff reports.	
Major Objectives	Delivery Date
Complete awards for first two funding cycles and begin third cycle available for Clean Cars For All program, including outreach to eligible communities and residents.	June 2021
Complete cycle of Charge! Program on online grant management system.	June 2021
Develop implementation tools based on Bay Area EV Acceleration Plan	June 2021
Organize quarterly Bay Area EV Coordinating Council meetings	Ongoing

Light Duty Electric Vehicle Program (Other Grant)

317

	Audited Program Expenditures	Approved Program Budget	Proposed Program Budget	FTE/Dollar Change	Percent Change
	2019	2020	2021	\$	%
Number of Positions (FTE)	4.60	6.08	5.50	(0.58)	(9.54)
Personnel Expenditures					
Permanent Salaries 51100	476,675	641,671	645,158	3,487	0.54
Overtime Salaries 51150	2,110	2,000	2,000		
Temporary Salaries 51200	3,762				
Payroll Taxes 51300	7,145	9,203	9,146	(57)	(0.62)
Pension Benefits 51400	54,309	134,731	143,991	9,260	6.87
FICA Replacement Benefits 51500	5,173	10,665	10,339	(326)	(3.06)
Group Insurance Benefits 51600	70,541	58,908	81,960	23,052	39.13
Employee Transportation Subsidy 51700	5,639	8,522	11,957	3,445	40.42
Workers' Compensation 51800	1,446	3,453	3,051	(399)	(11.56)
Other Post Employment Benefits 51850	45,501	60,049	53,107	(6,942)	(11.56)
Board Stipends 51900					
Total Personnel Expenditures	672,301	929,202	960,722	31,520	3.39
Services & Supplies Expenditures					
Travel In-State 52200	3,973	9,000	9,000		
Travel Out-of-State 52220	6,165	7,000	7,000		
Training & Education 52300	2,082	3,000	10,000	7,000	233.33
Repair & Maintenance (Equipment) 52400					
Communications 52500		1,000	2,000	1,000	100.00
Building Maintenance 52600					
Utilities 52700					
Postage 52800					
Printing & Reproduction 52900					
Equipment Rental 53100					
Rents & Leases 53200					
Professional Services & Contracts 53300	359,123	524,000	540,000	16,000	3.05
General Insurance 53400					
Shop & Field Supplies 53500					
Laboratory Supplies 53600					
Gasoline & Variable Fuel 53700					
Computer Hardware & Software 53800		54,300	3,000	(51,300)	(94.48)
Stationery & Office Supplies 53900	700	250		(250)	(100.00)
Books & Journals 54100		250		(250)	(100.00)
Minor Office Equipment 54200					
Total Services & Supplies Expenditures	372,043	598,800	571,000	(27,800)	(4.64)
Capital Expenditures					
Leasehold Improvements 60100					
Building & Grounds 60105					
Office Equipment 60110					
Computer & Network Equipment 60115					
Motorized Equipment 60120					
Lab & Monitoring Equipment 60125					
Communications Equipment 60130					
General Equipment 60135					
PM 2.5 Equipment 60140					
Total Capital Expenditures					
Transfer In/Out	219,696				
Total Expenditures	1,264,040	1,528,002	1,531,722	3,720	0.24

Managing Division:	
Compliance & Enforcement Division	
Contact Person:	
Juan Ortellado	
Program Purpose:	
Conduct enhanced inspection patrols to report smoking vehicles and to promote repair or retirement of these vehicles for the protection of public health. Conduct enhanced inspections to enforce drayage truck and related truck/mobile source regulations at, and adjacent to, the Port of Oakland.	
Description of Program:	
The enhanced mobile source inspection program is conducted to reduce particulate matter (PM) emissions throughout the Bay Area, and of PM and other emissions specifically at, and adjacent to, the Port of Oakland. Enhanced enforcement patrols are conducted for smoking vehicles. All Air District inspectors patrol for smoking vehicles on the road, between performing inspections and answering complaints. Smoking vehicles are reported to Air District dispatchers; owner information is extracted from Department of Motor Vehicles (DMV) records. Letters are sent to owners to request that they repair or retire the respective vehicles; compliance assistance materials are included. Enhanced enforcement of the State drayage truck regulation (DTR) and related truck/mobile source regulations is conducted at, and adjacent to, the Port of Oakland. Targeted enforcement includes ensuring compliance with required upgrades and modifications to engine model year 2010 and newer for drayage trucks. Enhanced patrols and enforcement are conducted to ensure that illegal dray-off activities and excess idling are not performed. Compliance checks of mobile source equipment and vehicles are conducted to verify adherence to State regulations. Compliance assistance materials are developed; outreach is conducted with truckers and other mobile source operators regarding regulation(s) requirements, compliance deadlines and the availability of Air District grants and incentives.	
Justification of Change Request:	
None.	
Activities	
Smoking Vehicles: Conduct inspection patrols for smoking vehicles. Vehicle owners are identified using DMV records. Notification letters are sent to vehicle owners to inform them of the vehicle's excess emissions and to request that they repair the vehicle or contact assistance programs to retire the vehicle.	
Port Trucks Compliance Assurance: Conduct enhanced mobile source inspections at and adjacent to the Port of Oakland for compliance with the State DTR and related truck/mobile source regulations. Additional inspections are conducted and targeted at ensuring upgrades and modifications to engine model year 2010 and newer trucks in compliance with the requirements of Phase 1 and Phase 2 of the California Air Resources Board's DTR. Additional focused inspections are conducted for compliance with dray-off provisions of the regulation and to ensure that non-compliant trucks do not enter the Port. Air District staff also verify compliance with State mobile source regulations pursuant to the Air District's Mobile Source Compliance Plan.	
Port Trucks Enforcement: Conduct investigations and inspections, issue and process Notice of Violations for trucks and other mobile sources found in non-compliance.	
Port Trucks Compliance Assistance: Develop fact sheets, posters and other outreach materials to provide to Port operators and truckers on regulatory requirements, upcoming compliance dates and the availability of Air District grants. Develop compliance assistance materials for related mobile source regulatory requirements. Provide compliance assistance during inspections and following enforcement actions; provide bilingual assistance where needed. Identify and translate compliance assistance materials. Participate in Trucker Workgroup meetings at the Port, as needed.	
Major Objectives	Delivery Date
Not applicable.	Ongoing

Enhanced Mobile Source Inspections (TFCA)

318

		Audited Program Expenditures	Approved Program Budget	Proposed Program Budget	FTE/Dollar Change	Percent Change
		2019	2020	2021	\$	%
Number of Positions (FTE)		0.06	0.16	0.04	(0.12)	(75.00)
Personnel Expenditures						
Permanent Salaries	51100	6,064	13,304	3,593	(9,711)	(72.99)
Overtime Salaries	51150					
Temporary Salaries	51200	163				
Payroll Taxes	51300	93	189	50	(139)	(73.54)
Pension Benefits	51400	842	2,822	780	(2,042)	(72.36)
FICA Replacement Benefits	51500	66	281	87	(194)	(69.04)
Group Insurance Benefits	51600	901	2,781	711	(2,070)	(74.43)
Employee Transportation Subsidy	51700	72	224	100	(124)	(55.36)
Workers' Compensation	51800	18	91	26	(65)	(71.43)
Other Post Employment Benefits	51850	579	1,580	445	(1,135)	(71.84)
Board Stipends	51900					
Total Personnel Expenditures		8,798	21,272	5,792	(15,480)	(72.77)
Services & Supplies Expenditures						
Travel In-State	52200					
Travel Out-of-State	52220					
Training & Education	52300					
Repair & Maintenance (Equipment)	52400					
Communications	52500	2,744	3,000	3,000		
Building Maintenance	52600					
Utilities	52700					
Postage	52800		4,000	4,000		
Printing & Reproduction	52900		8,000	8,000		
Equipment Rental	53100					
Rents & Leases	53200					
Professional Services & Contracts	53300	8,340				
General Insurance	53400					
Shop & Field Supplies	53500					
Laboratory Supplies	53600					
Gasoline & Variable Fuel	53700					
Computer Hardware & Software	53800					
Stationery & Office Supplies	53900					
Books & Journals	54100					
Minor Office Equipment	54200					
Total Services & Supplies Expenditures		11,084	15,000	15,000		
Capital Expenditures						
Leasehold Improvements	60100					
Building & Grounds	60105					
Office Equipment	60110					
Computer & Network Equipment	60115					
Motorized Equipment	60120					
Lab & Monitoring Equipment	60125					
Communications Equipment	60130					
General Equipment	60135					
PM 2.5 Equipment	60140					
Total Capital Expenditures						
Transfer In/Out		4,561	9,572	2,606	(6,966)	(72.77)
Total Expenditures		24,443	45,844	23,398	(22,446)	(48.96)

Managing Division:	
Compliance & Enforcement Division	
Contact Person:	
Juan Ortellado	
Program Purpose:	
Implementation of the Commuter Benefits Program, per the requirements of Air District Regulation 14-1.	
Description of Program:	
As part of the implementation of the Commuter Benefits Program, staff plans to continue performing education, outreach, monitoring and tracking of approximately 10,000 Bay Area employers subject to the Program. Enforcement actions will be taken as appropriate.	
Justification of Change Request:	
None.	
Activities	
Perform outreach to affected employers.	
Continue education campaign for affected employers.	
Perform tracking and monitoring of program.	
Facilitate data reporting and storage for affected employers.	
Coordinate activities with Metropolitan Transportation Commission's 511.org.	
Prepare and implement a compliance and enforcement system.	
Major Objectives	Delivery Date
Conduct outreach and education.	Ongoing
Prepare and implement a compliance and enforcement system.	Ongoing

BUDGET AND FINANCE COMMITTEE
MEETING OF 03/25/2020

Commuter Benefits Program (TFCA)

319

		Audited Program Expenditures	Approved Program Budget	Proposed Program Budget	FTE/Dollar Change	Percent Change
		2019	2020	2021	\$	%
Number of Positions (FTE)		0.43	0.80	0.40	(0.40)	(50.00)
Personnel Expenditures						
Permanent Salaries	51100	48,884	106,249	52,216	(54,033)	(50.86)
Overtime Salaries	51150					
Temporary Salaries	51200	3,016				
Payroll Taxes	51300	738	1,523	741	(782)	(51.35)
Pension Benefits	51400	4,200	23,198	12,059	11,139	(48.02)
FICA Replacement Benefits	51500	538	1,403	769	(634)	(45.19)
Group Insurance Benefits	51600	7,342	14,522	7,018	(7,504)	(51.67)
Employee Transportation Subsidy	51700	583	1,121	890	(231)	(20.61)
Workers' Compensation	51800	148	454	227	(227)	(50.00)
Other Post Employment Benefits	51850	4,666	7,901	3,950	(3,951)	(50.01)
Board Stipends	51900					
Total Personnel Expenditures		70,115	156,371	77,870	(78,501)	(50.20)
Services & Supplies Expenditures						
Travel In-State	52200		6,000	6,000		
Travel Out-of-State	52220					
Training & Education	52300					
Repair & Maintenance (Equipment)	52400					
Communications	52500					
Building Maintenance	52600					
Utilities	52700					
Postage	52800		5,000	5,000		
Printing & Reproduction	52900					
Equipment Rental	53100					
Rents & Leases	53200					
Professional Services & Contracts	53300					
General Insurance	53400					
Shop & Field Supplies	53500					
Laboratory Supplies	53600					
Gasoline & Variable Fuel	53700					
Computer Hardware & Software	53800					
Stationery & Office Supplies	53900					
Books & Journals	54100					
Minor Office Equipment	54200					
Total Services & Supplies Expenditures			11,000	11,000		
Capital Expenditures						
Leasehold Improvements	60100					
Building & Grounds	60105					
Office Equipment	60110					
Computer & Network Equipment	60115					
Motorized Equipment	60120					
Lab & Monitoring Equipment	60125					
Communications Equipment	60130					
General Equipment	60135					
PM 2.5 Equipment	60140					
Total Capital Expenditures						
Transfer In/Out		36,344	70,367	35,042	(35,325)	(50.20)
Total Expenditures		106,459	237,738	123,912	(113,826)	(47.88)

Managing Division:	
Strategic Incentives Division	
Contact Person:	
Chengfeng Wang	
Program Purpose:	
The purpose of this program is to protect public health by reducing emissions associated with goods movement activities.	
Description of Program:	
In 2007, the California State Legislature enacted Senate Bill 88 authorizing \$1 billion in bond funding over four years for projects to protect public health from emissions associated with goods movement activities. In FYE 2020 staff will continue administration of the Year 5 round of program funding, monitor progress in implementing funded projects, work to ensure projects are completed as required, disburse grant funds by the specified deadlines, and report on project status and use of funds.	
Justification of Change Request:	
Not applicable.	
Activities	
Develop policies and procedures for the administration of the Goods Movement Bond Program (GMP).	
Conduct outreach to interested parties and provide application assistance.	
Evaluate grant applications for eligibility with GMP guidelines.	
Conduct inspections of the baseline and funded project equipment.	
Prepare grant award recommendations and coordinate the execution of funding agreements for the selected projects.	
Administer and monitor projects that have been awarded GMP grants.	
Prepare and submit reports to the California Air Resources Board (CARB) on the implementation of the GMP.	
Monitor, inspect, and audit current and previously funded programs and projects to assure compliance with State and Air District guidelines, policies, and statutory and regulatory requirements.	
Prepare technical, financial, and staff reports.	
Major Objectives	Delivery Date
Monitor Year 5 projects, ensure projects are completed and paid on schedule.	December 2020
Conduct project inspections, review applications, and prepare reports for submittal to CARB.	December 2020
Monitor the performance of previously funded GMP projects.	Ongoing

		Audited Program Expenditures	Approved Program Budget	Proposed Program Budget	FTE/Dollar Change	Percent Change
		2019	2020	2021	\$	%
Number of Positions (FTE)		0.14	0.84	0.85	0.01	1.19
Personnel Expenditures						
Permanent Salaries	51100	46,962	89,195	104,132	14,937	16.75
Overtime Salaries	51150					
Temporary Salaries	51200					
Payroll Taxes	51300	829	1,275	1,481	206	16.16
Pension Benefits	51400	29,473	18,787	22,552	3,765	20.04
FICA Replacement Benefits	51500	549	1,473	1,595	122	8.28
Group Insurance Benefits	51600	7,429	17,450	15,526	(1,924)	(11.03)
Employee Transportation Subsidy	51700	982	1,177	1,846	669	56.84
Workers' Compensation	51800	142	477	471	(6)	(1.26)
Other Post Employment Benefits	51850	4,483	8,296	8,193	(103)	(1.24)
Board Stipends	51900					
Total Personnel Expenditures		90,849	138,130	155,796	17,666	12.79
Services & Supplies Expenditures						
Travel In-State	52200		2,000	2,000		
Travel Out-of-State	52220					
Training & Education	52300		1,500	1,500		
Repair & Maintenance (Equipment)	52400					
Communications	52500					
Building Maintenance	52600					
Utilities	52700	207				
Postage	52800					
Printing & Reproduction	52900		500	500		
Equipment Rental	53100					
Rents & Leases	53200					
Professional Services & Contracts	53300	12,895	50,000	65,500	15,500	31.00
General Insurance	53400					
Shop & Field Supplies	53500		3,000	3,000		
Laboratory Supplies	53600					
Gasoline & Variable Fuel	53700					
Computer Hardware & Software	53800	693	1,500	1,500		
Stationery & Office Supplies	53900		1,000	1,000		
Books & Journals	54100					
Minor Office Equipment	54200					
Total Services & Supplies Expenditures		13,795	59,500	75,000	15,500	26.05
Capital Expenditures						
Leasehold Improvements	60100					
Building & Grounds	60105					
Office Equipment	60110					
Computer & Network Equipment	60115					
Motorized Equipment	60120					
Lab & Monitoring Equipment	60125					
Communications Equipment	60130					
General Equipment	60135					
PM 2.5 Equipment	60140					
Total Capital Expenditures						
Transfer In/Out		(217)	(47,631)	19,204	66,835	(140.32)
Total Expenditures		104,427	149,999	250,000	100,001	66.67

Managing Division:	
Strategic Incentives Division	
Contact Person:	
Chengfeng Wang	
Program Purpose:	
The purpose of this program is to administer the Volkswagen Environmental Mitigation Trust funds to mitigate the lifetime excess oxides of nitrogen (NOx) emissions caused by VW's use of an illegal defeat device.	
Description of Program:	
<p>On May 25, 2018, the California Air Resources Board (CARB) approved the Volkswagen Environmental Mitigation Trust (VW Trust) Beneficiary Mitigation Plan and approved the selection of the Bay Area Air District to administer Trust funding on a statewide-basis for the zero-emission freight and marine and the light-duty zero emission vehicle infrastructure categories.</p> <p>The Trust is an element of the settlement with VW for their use of an illegal defeat device and is intended to fully mitigate the lifetime excess oxides of nitrogen (NOx) emissions caused by VW's actions. CARB is the designated Lead Agency acting on the State's behalf as beneficiary to implement California's \$423 million in VW Trust funds for eligible project categories, including \$77 million to fund zero-emission freight and marine projects, such as forklifts and port cargo handling equipment, airport ground support equipment, oceangoing vessel shore power, zero-emission ferry, tugboat, and towboat repowers, and \$11 million to fund light-duty electric vehicle charging and hydrogen fueling infrastructure projects.</p> <p>In FYE 2021 staff will work with CARB and other air districts to update the Implementation Manual, issue project solicitations, evaluate project applications, recommend award for funding, execute contracts with grantees, monitor project progress, and report the use of funds, conduct public outreach, maintain a Program website and a grants management system, etc.</p>	
Justification of Change Request:	
Activities	
Update Program Implementation Manual.	
Conduct outreach, workgroup meetings, webinars.	
Maintain grants management system.	
Maintain program website and program hotline.	
Develop program solicitation package and open the solicitation.	
Evaluate applications and prepare recommendations for awards.	
Contract with selected grantees.	
Inspect and monitor projects.	
Review project invoices and process payments.	
Prepare and submit funding disbursement requests and reports to CARB.	
Major Objectives	Delivery Date
Conduct outreach and workgroup meetings	Ongoing
Maintain grants management system, program website and hotline	Ongoing
Update Program Implementation Manual as needed	Ongoing
Evaluate project applications, recommend award for funding, execute contracts with grantees, monitor project progress, review reimbursement request and process payments	Ongoing
Submit reports and funding disbursement requests to CARB	Ongoing

Vehicle Mitigation (VW Trust)

324

		Audited Program Expenditures	Approved Program Budget	Proposed Program Budget	FTE/Dollar Change	Percent Change
		2019	2020	2021	\$	%
Number of Positions (FTE)		0.62	5.12	4.25	(0.87)	(16.99)
Personnel Expenditures						
Permanent Salaries	51100	85,232	584,809	521,324	(63,485)	(10.86)
Overtime Salaries	51150	3,118				
Temporary Salaries	51200					
Payroll Taxes	51300	1,255	8,370	7,412	(958)	(11.45)
Pension Benefits	51400	6,110	117,757	111,819	(5,938)	(5.04)
FICA Replacement Benefits	51500	886	8,980	7,975	(1,005)	(11.19)
Group Insurance Benefits	51600	12,116	103,502	83,067	(20,435)	(19.74)
Employee Transportation Subsidy	51700	968	7,176	9,231	2,055	28.64
Workers' Compensation	51800	259	2,908	2,355	(553)	(19.02)
Other Post Employment Benefits	51850	8,135	50,568	40,964	(9,604)	(18.99)
Board Stipends	51900					
Total Personnel Expenditures		118,079	884,070	784,147	(99,923)	(11.30)
Services & Supplies Expenditures						
Travel In-State	52200	9,490	27,600	27,600		
Travel Out-of-State	52220					
Training & Education	52300					
Repair & Maintenance (Equipment)	52400					
Communications	52500					
Building Maintenance	52600					
Utilities	52700					
Postage	52800					
Printing & Reproduction	52900					
Equipment Rental	53100					
Rents & Leases	53200					
Professional Services & Contracts	53300	34,795	423,400	352,400	(71,000)	(16.77)
General Insurance	53400					
Shop & Field Supplies	53500					
Laboratory Supplies	53600					
Gasoline & Variable Fuel	53700					
Computer Hardware & Software	53800					
Stationery & Office Supplies	53900					
Books & Journals	54100					
Minor Office Equipment	54200					
Total Services & Supplies Expenditures		44,285	451,000	380,000	(71,000)	(15.74)
Capital Expenditures						
Leasehold Improvements	60100					
Building & Grounds	60105					
Office Equipment	60110					
Computer & Network Equipment	60115					
Motorized Equipment	60120					
Lab & Monitoring Equipment	60125					
Communications Equipment	60130					
General Equipment	60135					
PM 2.5 Equipment	60140					
Total Capital Expenditures						
Transfer In/Out		61,203	397,832	352,866	(44,966)	(11.30)
Total Expenditures		223,567	1,732,902	1,517,013	(215,889)	(12.46)

Managing Division:	
Community Engagement & Policy Division	
Contact Person:	
Elizabeth Yura	
Program Purpose:	
This program will implement Supplemental Environmental Program (SEP) funded by the California Air Resources Board (CARB). The goal of the program is to provide high efficiency indoor air filtration systems in some of the most impacted communities in the Bay Area.	
Description of Program:	
In 2018 the Air District applied for a Supplemental Environmental Program grant from CARB and received \$2,000,000 to provide air filtration systems at sensitive receptor facilities in disproportionately impacted and disadvantaged communities in the Bay Area. During FY20 the program will focus on providing filtration to public elementary schools in priority communities identified through AB 617. The Air District will contract with a provider to do site assessment, installation and maintenance.	
Justification of Change Request:	
The Air District received the funds in early 2019, and there will be no impact on the Air District's general fund.	
Activities	
Supplemental Environmental Project (SEP): Program to install air filtration systems at schools in AB 617 priority communities.	
Manage contract with IQAir for filtration system installation and 5-year maintenance at priority schools identified through site assessments.	
Provide program and contract oversight.	
Major Objectives	Delivery Date
Implement first CARB SEP for filtration systems at elementary schools in AB 617 priority communities	June 2021

BUDGET AND FINANCE COMMITTEE
MEETING OF 03/25/2020

Community Engagement - Special Project (Other Grant)

325

	Audited Program Expenditures	Approved Program Budget	Proposed Program Budget	FTE/Dollar Change	Percent Change
	2019	2020	2021	\$	%
Number of Positions (FTE)		0.50		(0.50)	(100.00)
Personnel Expenditures					
Permanent Salaries	51100	59,800		(59,800)	(100.00)
Overtime Salaries	51150				
Temporary Salaries	51200				
Payroll Taxes	51300	856		(856)	(100.0)
Pension Benefits	51400	13,277		(13,277)	(100.0)
FICA Replacement Benefits	51500	877		(877)	(100.0)
Group Insurance Benefits	51600	10,039		(10,039)	(100.0)
Employee Transportation Subsidy	51700	701		(701)	(100.0)
Workers' Compensation	51800	284		(284)	(100.0)
Other Post Employment Benefits	51850	4,938		(4,938)	(100.0)
Board Stipends	51900				
Total Personnel Expenditures		90,772		(90,772)	(100.0)
Services & Supplies Expenditures					
Travel In-State	52200				
Travel Out-of-State	52220				
Training & Education	52300				
Repair & Maintenance (Equipment)	52400				
Communications	52500				
Building Maintenance	52600				
Utilities	52700				
Postage	52800				
Printing & Reproduction	52900				
Equipment Rental	53100				
Rents & Leases	53200				
Professional Services & Contracts	53300	750,000	1,500,000	750,000	100.0
General Insurance	53400				
Shop & Field Supplies	53500				
Laboratory Supplies	53600				
Gasoline & Variable Fuel	53700				
Computer Hardware & Software	53800				
Stationery & Office Supplies	53900				
Books & Journals	54100				
Minor Office Equipment	54200				
Total Services & Supplies Expenditures		750,000	1,500,000	750,000	100.0
Capital Expenditures					
Leasehold Improvements	60100				
Building & Grounds	60105				
Office Equipment	60110				
Computer & Network Equipment	60115				
Motorized Equipment	60120				
Lab & Monitoring Equipment	60125				
Communications Equipment	60130				
General Equipment	60135				
PM 2.5 Equipment	60140				
Biotech Equipment	60145				
Total Capital Expenditures					
Transfer In/Out					
Total Expenditures		840,772	1,500,000	659,228	78.41

- Page Intentionally Left Blank -

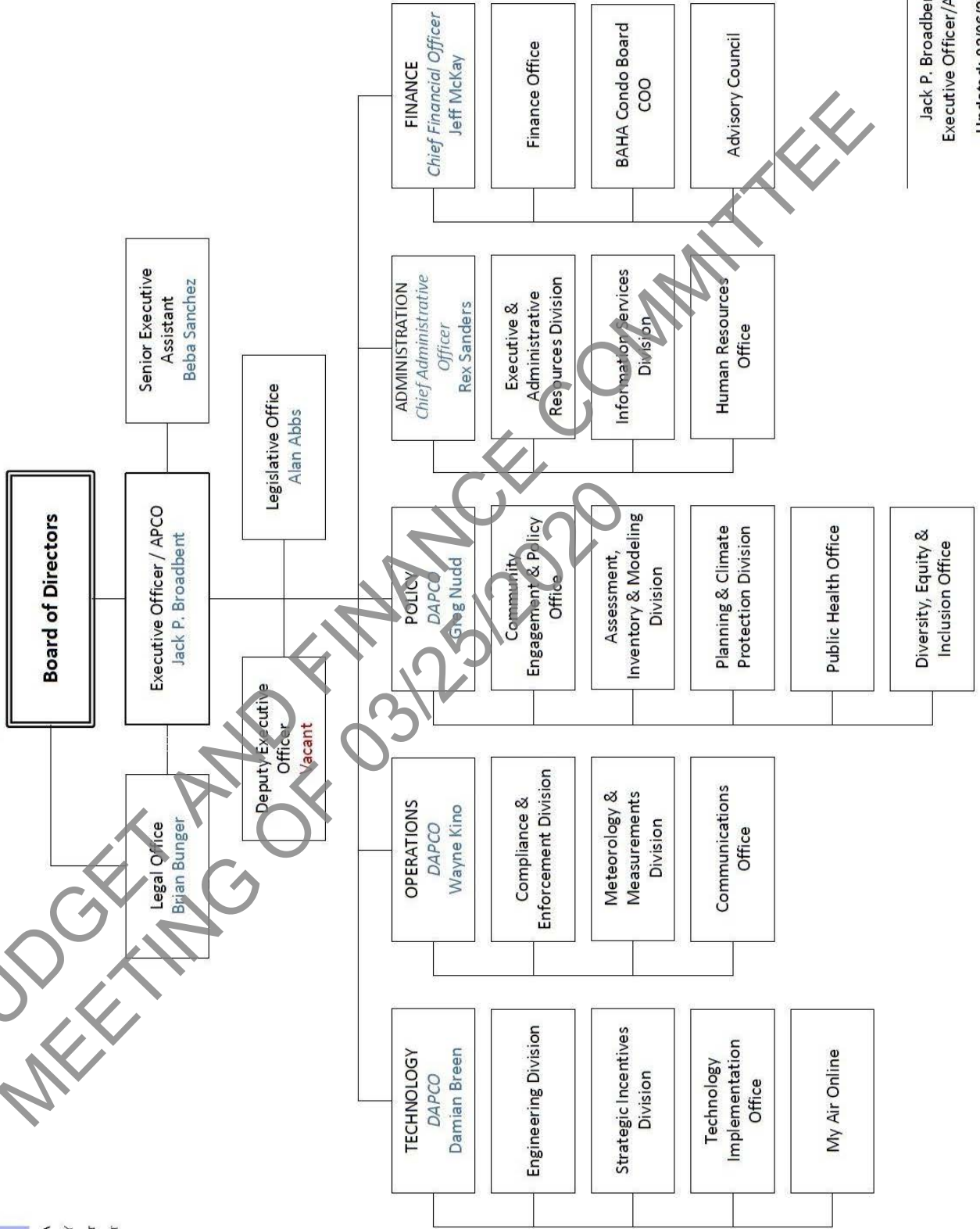
BUDGET AND FINANCE COMMITTEE
MEETING OF 03/25/2020

BUDGET AND FINANCE COMMITTEE
MEETING OF 03/25/2020

Appendices



Bay Area Air Quality Management District Organizational Chart



Jack P. Broadbent
Executive Officer/APCO
Updated: 02/06/2020

APPENDIX B

SELECTED LEGAL REQUIREMENTS

The following highlights selected major legal requirements regarding the use and collection of funds that are considered when developing and reviewing the Air District's budget:

1. Federal law requires that the Air District collect fees from affected facilities to fund the implementation of Title V of the Federal Clean Air Act (42 U.S.C. Section 7401, *et seq.* and implementing regulations in 40 CFR Parts 60 and 70). Implementation of Title V includes all activities involved in the review, issuance, and enforcement of Title V Permits. "Affected facilities" include all major stationary sources as defined in the Federal Clean Air Act.
2. Revenue received by the Air District pursuant to *California Health and Safety Code* Section 44220, *et seq.* (Transportation Fund for Clean Air (TFCA)) may only be used to fund approved projects, and certain expenditures incurred for administration of the TFCA program, including audits. The expenditures for the administration of TFCA grants are contained in the Transportation Fund for Clean Air Administration.
3. Permit fee revenue may only be used to fund activities associated with the permitting, monitoring, and enforcement of regulations affecting permitted stationary sources. Past audits of District activities have shown that the Air District's programs meet this test.
4. Funding from several sources, including grants, is restricted, and thus may only be used to fund certain activities. Air District accounts are periodically audited to ensure that such funds are used appropriately.
5. *California Health and Safety Code* Section 40131(a)(3) requires that two public hearings be held regarding the adoption of the District budget. The first hearing is for the exclusive purpose of reviewing the budget and providing the public with the opportunity to comment upon the proposed budget. This hearing must be separate from the hearing at which the District adopts its budget. The adoption hearing may not be held any sooner than two weeks after the first hearing. Thirty (30) days public notice must be given before the first public hearing.
6. The Maintenance of Effort (MOE) level refers to a Federal EPA Section 105 grant condition. This condition states that, "No agency shall receive any grant under this section during any fiscal year when its expenditures of non-Federal funds for recurrent expenditures for air pollution control programs will be less than its expenditures were for such programs during the preceding fiscal year unless the Administrator, after notice and opportunity for public hearing, determines that a reduction in expenditures is attributable to a non-selective reduction in the expenditures in the programs of all Executive branch agencies of the applicable unit of Government." Depending on the expenditures reported on the Federal Status Report (FSR) at the conclusion of the federal FYE 2020, receipt of the Federal grant funds for FYE 2021 could be delayed or jeopardized because of this MOE requirement.

BUDGET AND FINANCE COMMITTEE
MEETING OF 03/25/2020

APPENDIX C

GENERAL FUND RESERVES AND LIABILITIES

FUND RESERVES	6/30/2019 Audited	6/30/2020 Projected	6/30/2021 Projected
DESIGNATED: *			
Economic Contingency	19,084,769	20,082,966	23,212,824
Napa/Sonoma Fireplace Replacement Gra	1,000,000	0	0
Pension Liability	2,000,000	2,000,000	2,000,000
Technology Implementation Office	0	3,350,000	3,350,000
Woodsmoke Grant	1,000,000	1,000,000	1,000,000
TOTAL DESIGNATED	\$23,084,769	\$26,432,966	\$29,562,824
UNDESIGNATED	22,332,606	12,444,186	3,314,328
TOTAL DESIGNATED & UNDESIGNATED	\$45,417,375	\$38,876,864	\$32,876,864
BUILDING PROCEEDS:	209,489	0	0
TOTAL FUND RESERVE	\$45,626,864	\$38,876,864	\$32,876,864
* Designated Fund Reserves are subject to change at Board's discretion.			
UNFUNDED LIABILITIES (Based on recent Actuarial Valuation Report)			
CalPERS Pension Retirement			86,309,901
Other Post Employment Benefits			18,840,854
TOTAL UNFUNDED LIABILITIES			\$105,150,755
CERTIFICATE OF PARTICIPATION NOTES (Est. @June 2019)			\$27,130,400

APPENDIX C

GENERAL FUND RESERVES AND LIABILITIES

APPENDIX C depicts the actual unrestricted funds at the end of FYE 2019, as well as, the projected amount for FYE 2020 and FYE 2021. For FYE 2020, a recommendation of \$4.0 million is to fund building improvements for the Air District's Richmond Office. For FYE 2021, a recommendation of \$6.0 million is to fund building improvements for the Air District's Richmond Office. In an effort to remain fiscally prudent, the District established an economic contingency reserve policy (greater than 20% of General Fund operating expense) to ensure the stability of services for a period of time and the ability to set aside fund for anticipated projects and future obligations. During the budget process, staff recommends designations for the remaining fund reserve. The following is a brief description summarizing designated categories as shown in the table on the previous page:

- Economic Contingency was established in FYE2008 at the request of the Board for unplanned expenditures and/or unanticipated loss in revenues. In FYE2016, the Board approved a 20% reserve policy as a funding target.
- Napa/Sonoma Fireplace Replacement Grant establish in FYE 2019 to assist fire victims rebuild home fireplaces with cleaner heating options.
- Pension Liability established in FYE2018 to reduce future rate increases to pension benefits over time.
- Technology Implementation Office establish in FYE2019 to fund projects using a revolving loan arrangement to leverage funding.
- Wood Smoke Grant established in FYE2018 to extend the grants program especially to high wood smoke areas.
- Building Proceeds established in FYE2015 from the sale of 939 Ellis Building and will be used towards the acquisition of 375 Beale and associated obligations.

BUDGET AND FINANCE COMMITTEE
MEETING OF 03/25/2020

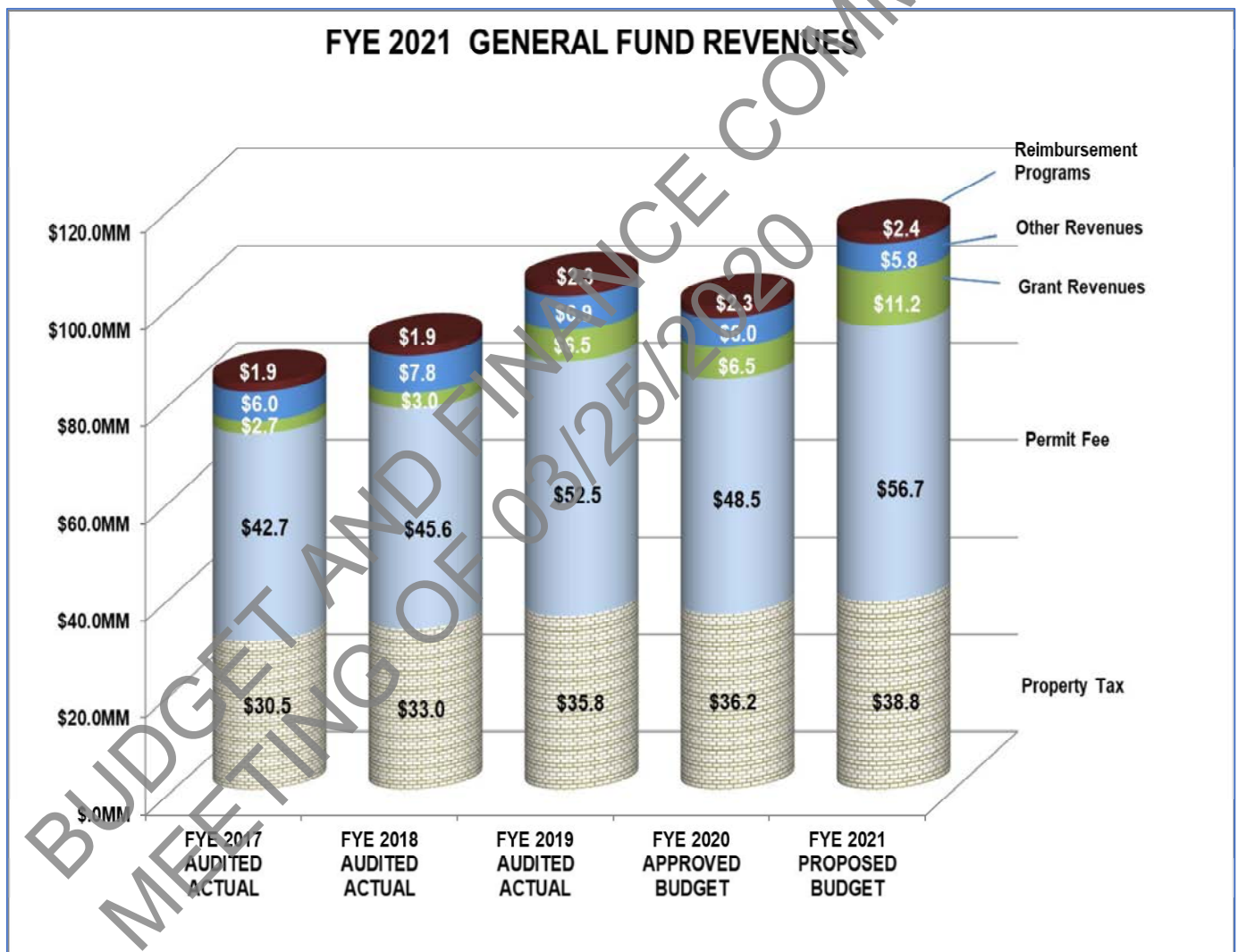
APPENDIX D

Figure 1

General Fund Revenue Trends

Figure 1 below graphically displays the trends in the sources of revenue used to fund expenditures each year from FYE 2017 through FYE2019 along with the adopted and approved budgets for FYE 2020 and FYE 2021, respectively.

As seen from Figure 1, permit fees are the District's largest single source of revenue. Permit fees fluctuates from FYE 2017 through FYE 2019 as a result of certain fees being billed based on economic activities and the proposed fee increases to each individual fee schedule. Projected fees are expected to increase due to proposed fee increase consistent with the Air District's cost recovery policy, well as, new fees for AB617 Community Protection activities and . County revenues experienced significant increases over the past three years as a result of increased property valuation and construction activities in the Bay Area. This revenue source is expected to continue to grow in FYE 2021. Other General Fund sources of revenue have experience slight growth as well over the year, mainly related to AB617 State funding.

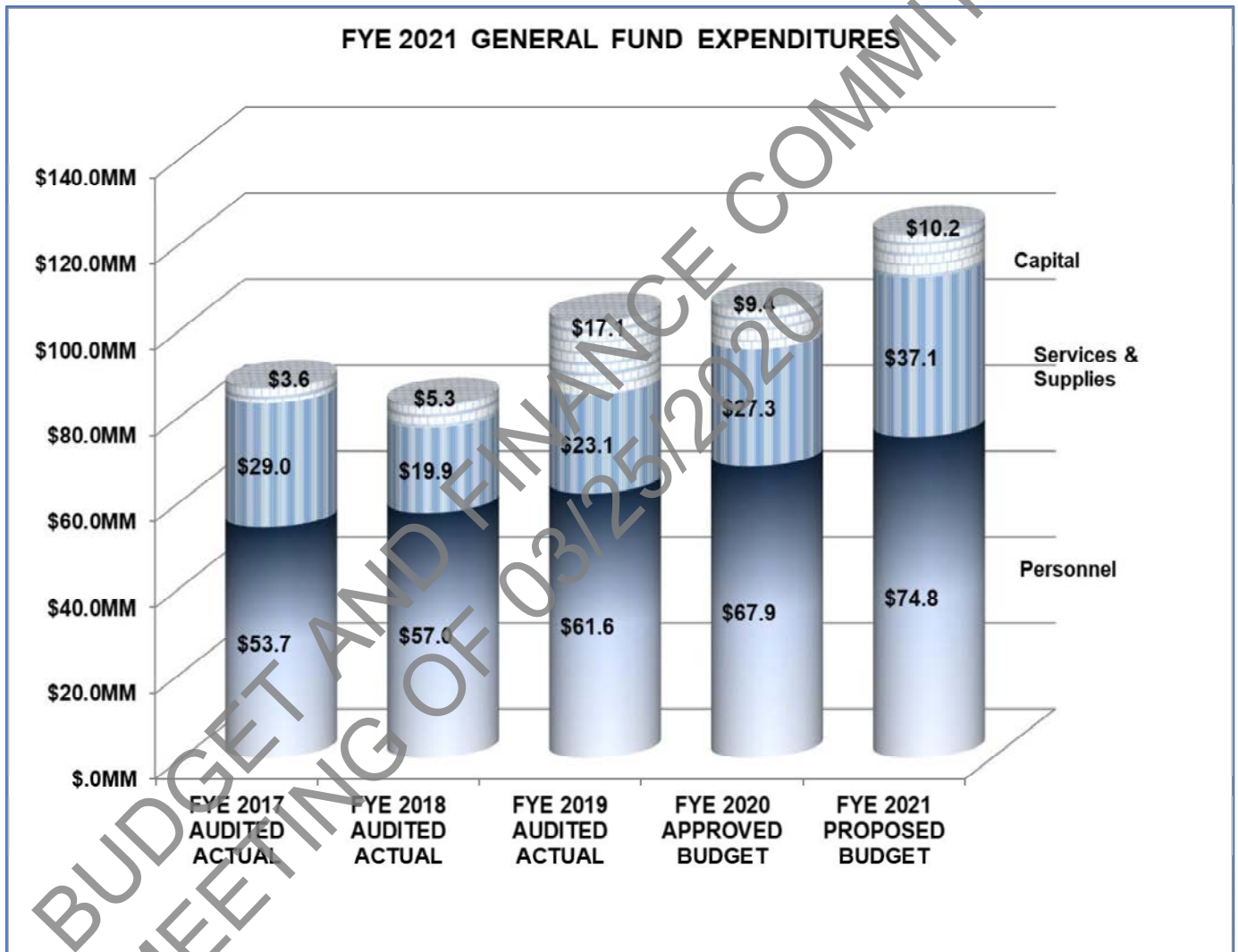


APPENDIX E

Figure 2

General Fund Expenditure Trends

Below Figure 2 shows the trends in actual expenditures from FYE 2017 through FYE 2019 along with the approved expenditure budgets for FYE 2020 and FYE 2021, respectively. From FYE 2017 through FYE 2021, total General Fund have risen at an average rate of 8.3% per year from \$86.3 million to \$122.0 million due to increased Personnel Costs, Services and Capital Programs expenditures. The FYE 2021 General Fund Proposed Budget shows a projected \$17.4 million increase in expenditures over FYE 2020; which is mainly attributed to increase General Fund Budget positions, increased AB 617 services and capital building improvements.



APPENDIX F

General Fund 5 Year Projection

	FYE 2019 Audited	FYE 2020 Adopted	FYE 2021 Projected	FYE 2022 Projected	FYE 2023 Projected	FYE 2024 Projected
REVENUES						
Property Tax	\$35,823,934	\$36,186,420	\$38,770,162	\$40,772,650	\$42,599,510	\$43,845,162
Permits/Fees	\$52,499,600	\$48,456,606	\$56,732,710	\$59,345,321	\$61,152,829	\$62,905,225
Grant Revenues	\$4,766,491	\$4,051,341	\$4,601,447	\$4,637,462	\$4,673,837	\$4,710,576
AB 617 Funding	\$3,995,451	\$4,800,000	\$9,000,000	\$9,000,000	\$9,000,000	\$9,000,000
Other Revenues	\$6,909,204	\$6,014,260	\$5,758,913	\$5,838,373	\$5,919,411	\$6,002,059
	\$103,994,680	\$99,508,627	\$114,863,232	\$119,593,807	\$123,345,586	\$126,463,021
Transfer from Special Funds	\$1,717,691	\$1,106,205	\$1,200,886	\$1,224,904	\$1,249,402	\$1,274,390
(Use of /Transfer to) Reserves	\$ (2,460,828)	\$4,000,000	\$6,000,000	(\$45,680)	(\$507,048)	(\$668,366)
TOTAL REVENUES	\$103,251,543	\$104,614,832	\$122,064,118	\$120,773,030	\$124,087,940	\$127,069,045
EXPENDITURES						
Personnel & Benefits (net Pension/OPEB)	\$48,000,386	\$51,881,324	\$57,373,670	\$58,984,643	\$60,640,908	\$62,377,850
Retirement Pension	\$7,212,142	\$9,812,280	\$10,763,501	\$13,022,306	\$13,574,510	\$15,382,525
Other Post Employment Benefits (OPEB)	\$6,337,935	\$6,390,512	\$6,633,700	\$7,952,422	\$8,249,654	\$6,847,501
Services and Supplies	\$24,596,982	\$27,278,966	\$37,055,799	\$36,492,482	\$37,215,267	\$37,965,417
Capital Expenditures	\$17,104,098	\$9,404,116	\$10,237,448	\$4,321,177	\$4,407,600	\$4,495,753
	\$103,251,543	\$104,567,198	\$122,064,118	\$120,773,030	\$124,087,940	\$127,069,045
TOTAL EXPENDITURES	\$103,251,543	\$104,614,832	\$122,064,118	\$120,773,030	\$124,087,940	\$127,069,045
GENERAL FUND RESERVES						
Beginning	\$50,470,741	\$45,626,864	\$38,876,864	\$32,876,864	\$32,922,544	\$33,429,593
(Use of /Transfer to) Reserves	\$ (4,843,877)	(\$6,750,000)	(\$6,000,000)	\$45,680	\$507,048	\$668,366
Ending General Fund Reserves	\$45,626,864	\$38,876,864	\$32,876,864	\$32,922,544	\$33,429,593	\$34,097,959

APPENDIX F

Figure 3 and Budget Assumptions

Revenue Assumptions

- a. **Property Tax** continues to grow as the Bay Area experiences robust construction and housing markets. The five-year forecast assumes continued growth of approximately 4% in revenues for year 2020 and 2021; thereafter, only a 3% inflationary growth in years 2022 through 2023.
- b. **Permit Fee** revenues are expected to increase annually by approximately 4% during the five-year forecast as a result of the Air District's Cost Recovery policy, which allows the Air District to increase its fee schedule to recover costs for permit related activities. The current cost recovery level of 84% is expected to drop in the current year due in part to the new and enhanced program costs. Projections suggest attainment of the 85% cost recovery policy level before the end of the five-year forecast, as new and enhanced programs are fully implemented, and costs begins to level out.
- c. **Grant Revenues** remain stable based on current funding with no expected new grants anticipated through 2023.
- d. **Assembly Bill 617** funding of \$4.8 million increased to \$9.0 million from the State continues for the next 5 years.
- e. **Other Revenues** mainly account for penalties, State subvention, and interest income. These revenues are expected to remain stable.

Expenditure Assumptions

- a. **Personnel** costs are projected to increase for the five-year period with a 3% annual cost of living adjustment, a slight increase in health premiums, and the filling of some open positions. No increase in staffing level (other than the filling of open positions) is anticipated for the next 5 years.
- b. **Retirement Pension** costs are rising due to recent discount rate reduction by CalPERS and escalating unfunded liability payments. The forecast assumes implementation of the Air District's approved policy to make discretionary payments to CalPERS to reduce the unfunded actuarial liability (UAL).
- c. **Other Post-Employment Benefits (OPEB)** for retiree medical benefits are projected to be approximately 100% funded by FYE 2024. After that, the \$4.0 million in discretionary funding will shift towards the CalPERS Pension Plan to reduce the UAL.
- d. **Services and Supplies** costs are projected to level off, assuming only an inflationary increase of approximately 1-2%.
- e. **Capital Expenditures** assumes ongoing capital equipment and one-time funding in FYE 2020 and FYE 2021 to pay for office improvement to Headquarters East in Richmond. FYE 2022 assumes normal capital equipment replacement only with an inflationary increase.

General Fund Reserves are used to fund one-time costs, and to cover temporary revenue shortfalls. The Air District plan to use approximately \$6 million in reserves for FYE 2021 to pay for continued office improvements for Headquarters East in Richmond. Reserves are expected to stay above the minimum policy level ensuring continuation of the Air District's operations, should another economic downturn occur.

APPENDIX G

Definitions

AB 434 (Assembly Bill 434) – This enacted bill resulted in *California Health and Safety Code* Section 44241 which authorizes the District to levy a fee on motor vehicles registered in the District. The revenue must be used to fund specified programs aimed at the reduction of air pollution from motor vehicles. The bill allows the District to allocate not more than five percent (5%) of the fees distributed for administrative costs. See TFCA (Transportation Fund for Clean Air).

AB 617 (Assembly Bill 617) This enacted bill requires the state board to develop a uniform statewide system of annually reporting of emissions of criteria air pollutants and toxic air contaminants for use by certain categories of stationary sources.

AB 923 (Assembly Bill 923) – This enacted bill allows an additional \$2 surcharge on Motor Vehicle Registration fees for MSIF (Mobile Source Incentive Fund).

AHM (Acutely Hazardous Material) – Those materials that have been defined as such by either State or Federal regulations as being hazardous to human health.

AIRS (Aerometric Information Retrieval System) – Computerized information system as delineated by the EPA (Environmental Protection Agency).

APCO – Air Pollution Control Officer – Appointed by the Board of Directors.

Appropriation – A legal authorization to incur obligations and to make expenditures for specific purposes.

Association of Bay Area Governments (ABAG) – Regional agency covering the nine counties of the Bay Area, responsible for population projections, various services for local agencies, and co-lead agency for federal air quality planning.

A&WMA (Air & Waste Management Association) – The international nonprofit organization of regulatory, business, academic and research communities for air and waste management professionals.

BACT (Best Available Control Technology) – The lowest achievable emission rate to be applied to new and modified stationary sources pursuant to the District's New Source Review permitting program.

Board – Board of Directors and also Hearing Board. The Board of Directors is the governing body of the District. The Hearing Board is appointed by the Board of Directors. (See Programs 121 and 122).

California Clean Air Act 1988 – Statutory scheme to reduce air pollution from stationary and mobile sources as set forth in *California Health and Safety Code* Section 39600 et seq.

Capital Expenditures – An amount spent to acquire land, building, equipment, vehicles etc. in order to increase capacity or efficiency by the District for more than 1 year. Such purchases are capitalized or depreciated over the useful land, except for land.

Carl Moyer Program – Provides grants to public and private entities to reduce emissions of oxides of nitrogen, reactive organic gases and particulate matter from existing heavy-duty engines by either replacing or retrofitting them.

CAPCOA (California Air Pollution Control Officers Association) – Organization comprised of local air pollution control officials; human resource and fiscal staff are also members.

CARB or ARB (California Air Resources Board) – The State agency responsible for setting California Ambient Air Quality Standards (CAAQS) and motor vehicle emission standards, and for overseeing implementation of the California Clean Air Act.

CEC (California Energy Commission) – The state agency responsible for energy policy and planning.

CEMS – (Continuous Emissions Monitoring Systems) – Technology that allows the District to measure certain emissions on a continuous basis.

CEQA (California Environmental Quality Act) – State law that requires public agencies to analyze environmental impacts of proposed projects and plans. (*California Public Resources Code* Section 21000 et seq.)

CFC (Chlorofluorocarbon) – Any of a group of compounds that contain carbon, chlorine, fluorine and sometimes hydrogen and are used as refrigerants, cleaning solvents, and aerosol propellants and in the manufacture of plastic foams.

Clean Air Act Amendments of 1990 – Revisions to the Federal legislation governing air quality planning and control programs to meet National ambient air quality standards.

CMA (Congestion Management Agency) – Countywide agency responsible for preparing and implementing congestion management programs.

CMAQ – (Congestion Mitigation and Air Quality) - The District receives funding under this grant to fund the Spare the Air campaign.

Contractual Services – Services rendered to a government by private firms, individuals, or other governmental agencies.

COLA (Cost of Living Adjustment) – An adjustment to salaries based on the increased cost of living as defined by the percent change in the U.S. Department of Labor's Consumer Price Index.

DAPCO (Deputy Air Pollution Control Officer) – Deputy Officer to the APCO.

Environmental Justice – The fair treatment of people of all races and incomes with respect to development, implementation, and enforcement of environmental laws, regulations, and policies. Fair treatment implies that no person or group of people should shoulder a disproportionate share of negative environmental and economic impacts resulting from the execution of environmental programs.

EPA (Environmental Protection Agency) – Federal agency that oversees air, water and waste management. An assistance grant is provided to various agencies in their efforts to reduce air pollution.

EPA 103 Grant – Provides funding for all aspects of operating the PM_{2.5} fine particulate monitoring program as well as BioWatch, the National Air Toxic Trends Study (NATTS) Program and other supplemental study programs awarded by the EPA.

EPA 105 Grant – Grant pursuant to federal Clean Air Act Section 105.

Fiscal Year – A twelve-month period designated as the operating year for accounting and budgeting purposes in an organization; July 1 through June 30 is the fiscal year for the District.

FICA (Federal Insurance Corporation Act) Replacement Benefits – In 1981, District employees elected to terminate participation in Social Security. FICA costs listed in the budget reflect the replacement benefit premiums paid in lieu of Social Security.

Fixed Assets – Assets of long-term character that are intended to continue to be held or used, such as land, buildings, machinery, furniture and other equipment.

FTE (Full-time Equivalent Position) – A position converted to the decimal equivalent of a full-time position based on 2,080 hours of work per year.

Fund – A fiscal entity with revenues and expenditures that are segregated for the purpose of carrying out a specific purpose or activity.

Fund Reserves – Designated – That portion of the fund reserve designated by the governing body to indicate tentative plans for financial resource utilization in a future period.

Fund Reserves – Reserved – That portion of the fund reserve obligated by the issuance of purchase orders or contracts (encumbrances), or otherwise obligated and unavailable to meet the District's operating expenditures.

Fund Reserves – Undesignated – That portion of the unreserved fund reserve that represents the accumulated surplus which, as specified in the *California Government Code*, is restricted to the following uses: to meet cash requirements before the proceeds from revenues are available, to meet emergency expenditures, and at the end of each fiscal year to meet current year operating or subsequent year budget deficits.

Fund Reserves – The equity accounts for the governmental fund types.

Group Insurance Benefits – benefits provided to BAAQMD employees, including medical, dental, vision, and life insurance as well as State Disability Insurance, Section 425 cafeteria plan, Long Term Care and Long Term Disability, Section 457 deferred compensation plan, and COBRA program.

IRIS (Integrated Reporting Information System) – The name of the District's database conversion project.

MACT (Maximum Achievable Control Technology) – EPA standards mandated by the 1990 amendments to the Federal Clean Air Act for control of toxic air contaminants.

Metropolitan Transportation Commission (MTC) – Bay Area regional agency responsible for transportation planning, financing and coordination, co-lead agency for Federal air quality planning.

MSIF (Mobile Source Incentive Fund) – The Air District's grant program for allocating revenues from an additional motor vehicle registration fee surcharge for implementation of eligible projects.

NOV (Notice of Violation) – A written citation informing a facility, or individual, that it has violated a specific air quality regulation or rule.

OVA (Organic Vapor Analyzer) – Hand-held analyzer used to detect organic vapor leaks from valves and other chemical and refinery equipment.

PERP (Portable Equipment Registration Program) – a program established by CARB allowing the operation of portable equipment in any air district throughout the state without individual local district permits.

PERS (Public Employees Retirement System) – The retirement system contracted by the District to provide retirement benefits to employees

Program Budget – A budget that allocates financial resources to functions or activities of government, rather than to specific types of expenditure, or to specific departments.

PSM (Process Safety Management) – Federal OSHA regulation that requires industrial safety audits.

Request for Proposals (RFP) – A document requesting bids to provide specified services or supplies.

RMPP (Risk Management and Prevention Plan) – State Program that the District monitors to prevent accidental releases of hazardous materials.

SIP (State Implementation Plan) – Bay Area portion of California plan to attain and maintain national ambient air quality standards.

State Subvention Revenue – Pursuant to Part 2, Chapter 5 of the *California Health and Safety Code*, the California Air Resources Board must subvene and distribute funds to Districts engaged in the reduction of air contaminants. The distribution is based on a per-capita basis of population contained in the District.

T-BACT (Toxic Best Available Control Technology) – The lowest achievable emission rate for toxic air contaminants at new or modified stationary sources.

TCM (Transportation Control Measure) – A strategy to reduce vehicle trips, vehicle use, vehicle miles traveled, vehicle idling, or traffic congestion for the purpose of reducing motor vehicle emissions.

TFCA (Transportation Fund for Clean Air) – The District's grant program for allocating revenues from a motor vehicle registration fee surcharge to public agencies for implementation of eligible projects that reduce motor vehicle emissions.

UNIX – A computer operating system.

UTM – A coordinate system for geographical locations.

Vehicle Buy Back – The District's sponsored incentive program for the scrapping of 1985 and older models funded under TFCA. The program will pay eligible owners \$650 to contract with a specific auto dismantler to have their vehicle dismantled.

BUDGET AND FINANCE COMMITTEE
MEETING OF 03/25/2020

BAY AREA AIR QUALITY MANAGEMENT DISTRICT

Memorandum

To: Chairperson Carole Groom and Members
of the Budget and Finance Committee

From: Jack P. Broadbent
Executive Officer/APCO

Date: March 20, 2020

Re: Proposed Guiding Principles for Amendments to Air District Regulation 3: Fees

RECOMMENDED ACTION

None; receive and file.

BACKGROUND

Staff develops recommended amendments to the Air District's fee regulation as part of the budget preparation process. On March 7, 2012, the Board of Directors (Board) adopted a Cost Recovery Policy that established a goal of increasing fee revenue sufficient to achieve a minimum of 85 percent recovery of regulatory program costs. Progress towards this target is reported to the Board annually by staff and is periodically reviewed by outside consultants.

In addition, staff intends to propose new fees associated with mandates, such as Assembly Bill (AB) 617.

However, the impact of restricted economic activity, due to the COVID-19 outbreak, requires modifications to this approach.

DISCUSSION

Staff will propose a set of guiding principles to reduce the impact of originally contemplated fee increases.

Consistent with the Cost Recovery Policy, draft amendments to specific fee schedules will be made in consideration of the 2017-2018 Matrix Consultant Group cost recovery and containment analysis. This work, conducted at the fee schedule-level, recommends larger increases being proposed for the schedules that have larger cost recovery gaps.

The following new fees may be proposed:

- Revise Section 3-327, Permit to Operate, Renewal Fees as follows:
 - A new fee for each facility subject to California Air Resource Board’s (CARB’s) Criteria Pollutant and Toxics Emissions Reporting (CTR) Regulation would be charged during permit renewal.
 - As part of AB 617, CARB recently adopted the CTR Regulation for the reporting of criteria air pollutants and toxic air contaminants for stationary sources.
 - We are tasked with implementing the CTR Regulation in the Bay Area and estimate costs of \$1.5 million per year.
 - Staff is proposing the below tiered fees based on the number of sources at each facility, since the costs are commensurate with the number of sources at each facility. The maximum would be capped at \$50,000 per year.

Number of Permitted Sources per Facility	\$ per Permitted Source
1 to 4	25
5 to 9	75
10 to 14	150
15 to 19	200
20 to 24	250
25 and greater	300

- A new community health impact fee would be charged during permit renewal to each permitted facility.
 - This fee would help cover the Air District’s costs associated with CARB’s AB 617 “Community Air Protection Program.”
 - We are tasked with implementing AB 617 in the Bay Area and estimate costs of \$2.4 million per year in excess of direct funding from CARB.
 - Staff is proposing a fee equal to 5.7 percent of the annual total permit/registration renewal fees for each facility with a maximum cap of \$70,000 per year.

A summary of public comments received to date, including those received at a public workshop held on February 18, 2020, will be provided.

BUDGET CONSIDERATION/FINANCIAL IMPACT

The original proposed fee amendments would have increased fee schedule revenue in Fiscal Year Ending (FYE) 2021 by an estimated \$2.52 million from fee schedule revenue that would otherwise result without the amendments. However, this increase will be reduced by the set of guiding principles that will be proposed to the Committee.

In addition, the proposed new CTR Regulation and AB 617 fees would increase fee revenues by \$3.7 million.

Respectfully submitted,

Jack P. Broadbent
Executive Officer/APCO

Prepared by: Barry Young and Jeff McKay
Reviewed by: Pamela Leong and Damian Breen

BUDGET AND FINANCE COMMITTEE
MEETING OF 03/25/2020

BAY AREA AIR QUALITY MANAGEMENT DISTRICT

Memorandum

To: Chairperson Rod Sinks and Members
of the Board of Directors

From: Jack P. Broadbent
Executive Officer/APCO

Date: April 8, 2020

Re: Report of the Ad Hoc Committee on Equity and Environmental Justice Meeting of
March 25, 2020

RECOMMENDED ACTION

The Ad Hoc Committee on Equity and Environmental Justice Committee (Committee) may recommend Board of Directors approval of the following items:

- A) Establishment of Role and Charter of Committee
 - 1) The Committee will consider establishing its role and charter in advising the Board of Directors regarding the actions the Air District takes, to ensure equitable treatment of Bay Area citizens.
- B) Consideration of Committee Responsibilities
 - 1) The Committee may recommend Board of Directors approve the following responsibilities of the Committee.
- C) Consideration of Ad Hoc Committee Title
 - 1) The Committee will consider recommending the Board of Directors approve the Committee title.

BACKGROUND

The Committee met on Wednesday, March 25, 2020, and received the following reports:

- A) Establishment of Role and Charter of Committee;
- B) Consideration of Committee Responsibilities; and
- C) Consideration of Ad Hoc Committee Title.

Chairperson Davina Hurt will provide an oral report of the Committee meeting.

BUDGET CONSIDERATION/FINANCIAL IMPACT

- A) None;
- B) None; and
- C) None.

Respectfully submitted,

Jack P. Broadbent
Executive Officer/APCO

Prepared by: Aloha de Guzman
Reviewed by: Vanessa Johnson

- Attachment 14A: 03/25/2020 – Ad Hoc Committee on Equity and Environmental Justice
Committee Meeting Agenda #2
- Attachment 14B: 03/25/2020 – Ad Hoc Committee on Equity and Environmental Justice
Committee Meeting Agenda #3
- Attachment 14C: 03/25/2020 – Ad Hoc Committee on Equity and Environmental Justice
Committee Meeting Agenda #4

BAY AREA AIR QUALITY MANAGEMENT DISTRICT

Memorandum

To: Chairperson Davina Hurt and Members
of the Ad Hoc Committee on Equity and Environmental Justice

From: Jack P. Broadbent
Executive Officer/APCO

Date: March 20, 2020

Re: Establishment of Role and Charter of Committee

RECOMMENDED ACTION

The Committee will consider establishing its role and charter in advising the Board of Directors regarding the actions the Air District takes, to ensure equitable treatment of Bay Area citizens.

DISCUSSION

At the March 4, 2020 Board of Directors meeting, the Board established the Ad Hoc Committee on Equity and Environmental Justice. The Ad Hoc Committee will discuss its role and charter in advising the Board of Directors regarding the actions the Air District takes to ensure equitable treatment of citizens of the Bay Area regardless of race, ethnicity, gender identity, national origin, or sexual orientation for both internal operations and policies, which impact Bay Area communities.

Please find attached a draft charter outlining the proposed Committee responsibilities. Among its responsibilities, Air District staff proposes the Committee consider oversight of the implementation of Assembly Bill (AB) 617. AB 617 passed in 2017, to improve local air quality and health in disproportionately impacted communities throughout the state. The law requires the California Air Resources Board to work with community groups, air districts, and others to select locations from around the state where communities will work with local air districts to measure and reduce air pollution. Air District staff has been working diligently on its implementation.

BUDGET CONSIDERATION/FINANCIAL IMPACT

None.

Respectfully submitted,

Jack P. Broadbent
Executive Officer/APCO

Prepared by: Mary Ann Okpalaugo
Reviewed by: Greg Nudd

Attachment 2A: Ad Hoc Committee on Equity and Environmental Draft Charter

AD HOC COMMITTEE ON EQUITY
AND ENVIRONMENTAL COMMITTEE
MEETING OF 03/25/2020

**Ad Hoc Committee on
Equity and Environmental Justice**

Draft Charter

The Ad Hoc Committee on Equity and Environmental Justice will advise the Board of Directors regarding the actions the Air District takes to ensure equitable treatment of citizens of the Bay Area regardless of race, ethnicity, gender identity, national origin or sexual orientation. The Ad Hoc Committee oversee staff efforts to developing policies for both internal operations and external policies which impact Bay Area communities.

Internal policies include applying an equity lens to policies and practices related to staffing, recruiting, promotions, inclusive practices in the workplace, contracting for capital projects and services, and continued racial equity training. External policies include addressing air pollution disparities by applying an equity lens to Air District policies and practices in overburdened communities.

AD HOC COMMITTEE ON EQUITY
AND ENVIRONMENTAL JUSTICE
MEETING OF 03/25/2020

BAY AREA AIR QUALITY MANAGEMENT DISTRICT

Memorandum

To: Chairperson Davina Hurt and Members
of the Ad Hoc Committee on Equity and Environmental Justice

From: Jack P. Broadbent
Executive Officer/APCO

Date: March 20, 2020

Re: Consideration of Committee Responsibilities

RECOMMENDED ACTION

The Committee may recommend Board of Directors approve the following responsibilities of the Committee.

DISCUSSION

The Ad Hoc Committee on Equity and Environmental Justice will consider staff proposal on responsibilities relative to internal and external programs. For external programs, the staff proposal assumes that the Ad Hoc Equity and Environmental Justice Committee will focus on the impact of Air District Policies in communities overburdened with air pollution, which are often low-income communities of color.

Internal efforts include applying an equity lens to policies and practices related to staffing, recruiting, promotions, inclusive practices in the workplace, contracting for capital projects and services, and continued racial equity training. External programs include addressing air pollution disparities by applying an equity lens to Air District policies and practices in overburdened communities. Specifically, this entails the review of the selection of communities for AB 617 and subsequent related work; including study of the direct emission and exposure reductions in impacted communities, community pollution monitoring, permitting in overburdened communities, Compliance and Enforcement policies and procedures utilizing an equity lens, and other related topics.

The staff has provided a draft set of responsibilities for the Committee below. Since there is some potential overlap between this Ad Hoc Committee and the Community and Public Health Committee, the staff is offering some examples of how the scope of these two committees would compare. The final scope will be set by the Board of Directors, after receiving input from the members of each committee.

The Committee will also consider its meeting schedule.

Proposed Scope of Responsibilities:

Equity and Environmental Justice

- Applying an equity lens to Air District internal policies and practices
 - Staffing
 - Recruitment
 - Hiring/Promotion
 - Equity and Inclusion in the workplace
 - Contracting for capital projects and services
 - Equity trainings and continued internal capacity building
- Address air pollution disparities by applying an equity lens to Air District policies and practices in overburdened communities
 - Partnering with communities in shared decision-making (including community capacity-building grants)
 - Environmental Justice Working Group
 - Selection of communities for AB 617
 - Development of community plans under AB 617
 - Direct emission and exposure reductions in impacted communities
 - Rulemaking (update/status only, decisions in Stationary Source)
 - Incentive programs
 - Senate Bill (SB) 1000
 - California Environmental Quality Act (CEQA) thresholds update
 - Community monitoring
 - Permitting new and modified facilities in overburdened communities (discussion of options for regulatory changes, public participation in permitting)
 - Reviewing Compliance and Enforcement policies and procedures with a racial equity lens (e.g., complaint response, prioritization of resources, nuisance complaints)

Community and Public Health

- Partnership with advocacy organizations
- Spare the Air Campaign
- Regional air quality monitoring using mobile platforms and low-cost sensors
- Community Grants
- Expand youth engagement program
- Public Participation Plan including how to measure success
- Indoor air filtration initiative
- Public health data and coordination with public health officers
- Communicating the impacts of air pollution on public health
- Language access
- Estimating the health benefits of control measures
- Wildfire response

BUDGET CONSIDERATION/FINANCIAL IMPACT

None.

Respectfully submitted,

Jack P. Broadbent
Executive Officer/APCO

Prepared by: Mary Ann Okpalauugo

Reviewed by: Greg Nudd

BAY AREA AIR QUALITY MANAGEMENT DISTRICT
Memorandum

To: Chairperson Davina Hurt and Members
of the Ad Hoc Committee on Equity and Environmental Justice

From: Jack P. Broadbent
Executive Officer/APCO

Date: March 20, 2020

Re: Consideration of Ad Hoc Committee Title

RECOMMENDED ACTION

The Committee will consider recommending the Board of Directors approve the Committee title.

DISCUSSION

The Board of Directors, at its March 4, 2020 meeting, established the Ad Hoc Committee on Equity and Environmental Justice for one year with a sunset of becoming a full committee, if agreed upon. If not agreed upon after one year, a second year will be granted.

The Ad Hoc Committee on Equity and Environmental Justice will discuss its current title based on its determination of the role and charter of the Committee.

BUDGET CONSIDERATION/FINANCIAL IMPACT

None.

Respectfully submitted,

Jack P. Broadbent
Executive Officer/APCO

Prepared by: Mary Ann Okpalaugo
Reviewed by: Greg Nudd

BAY AREA AIR QUALITY MANAGEMENT DISTRICT

Memorandum

To: Chairperson Rod Sinks and Members
of the Board of Directors

From: Jack P. Broadbent
Executive Officer/APCO

Date: April 8, 2020

Re: Report of the Legislative Committee Meeting of April 15, 2020

RECOMMENDED ACTION

The Legislative Committee (Committee) may recommend the Board of Directors (Board) approval of the following item:

A) Consideration of New Bills

The Committee recommends that the Board **ADOPTS** the following positions on proposed legislation:

- 1) Smog Check Exemption - Assembly Bills (AB) 1972 (Voepel) and 2225 (Grayson) – OPPOSE;
- 2) Backup Generator Exemption Bills: AB 2182 (B. Rubio), Senate Bill (SB) 802 (Glazer), SB 1099 (Dodd), and SB 1185 (Moorlach) – OPPOSE;
- 3) Mobile Fueling On-Demand Tank Vehicles: AB 2792 (Quirk) – OPPOSE;
- 4) Air Quality Activity Recommendations: AB 2498 (Chu) – SUPPORT; and
- 5) Greenhouse Gases: Crude Oil Emissions: AB 3217 (Gloria) – SUPPORT

The Committee recommends the Board consider requests from authors for **SUPPORT** on proposed legislation:

- 1) Green Electrolytic Hydrogen – SB 1122 (Skinner); and
- 2) Thermal Powerplants: exemption: emergency backup and standby generators: data centers – SB 858 (Beall)

BACKGROUND

The Committee met on Wednesday, April 15, 2020, and received the following reports:

- A) Consideration of New Bills.

Chairperson Margaret Abe-Koga will provide an oral report of the Committee meeting.

BUDGET CONSIDERATION/FINANCIAL IMPACT

- A) None at this time.

Respectfully submitted,

Jack P. Broadbent
Executive Officer/APCO

Prepared by: Annie Hargrove
Reviewed by: Vanessa Johnson

Attachment 15A: 04/15/2020 – Legislative Committee Meeting Agenda #2

BAY AREA AIR QUALITY MANAGEMENT DISTRICT

Memorandum

To: Chairperson Margaret Abe-Koga and Members
of the Legislative Committee

From: Jack P. Broadbent
Executive Officer/APCO

Date: April 8, 2020

Re: Consideration of New Bills

RECOMMENDED ACTION

Recommend the Committee take the following positions on proposed legislation:

- Smog Check Exemption Bills: Assembly Bill (AB) 1972 (Voepel) and AB 2225 (Grayson) – “Oppose”
- Backup Generator Exemption Bills: AB 2182 (B. Rubio), Senate Bill (SB) 802 (Glazer), SB 1099 (Dodd), and SB 1185 (Moorlach) – “Oppose”
- Mobile Fueling On-Demand Tank Vehicles: AB 2792 (Quirk) – “Oppose”
- Air Quality Activity Recommendations: AB 2498 (Chu) – “Support”
- Greenhouse Gases: Crude Oil Emissions: AB 3217 (Gloria) – “Support”

Recommend the Committee consider requests from authors for support on the following proposed legislation:

- Green Electrolytic Hydrogen – SB 1122 (Skinner)
- Thermal Powerplants: exemption: emergency backup and standby generators: data centers – SB 858 (Beall)

BACKGROUND

The Committee will discuss and review the attached list, as well as an updated list of bills introduced by the date of its meeting. The Committee will also consider any new recommendations resulting from amended bills submitted by its meeting date.

DISCUSSION

Staff will provide a brief summary of bills on the attached list, with a focus on the following bills:

Smog Check Exemption Bills- Recommend “Oppose”

AB 1972 Vehicular air pollution (Voepel – San Diego): This bill would exempt “collector cars” from several components of the smog check process required in Health and Safety Code Section 44012, including a check of the fuel evaporative and crankcase ventilation systems, a visual or functional check of required emissions control devices, and a determination of whether the vehicle complies with emission standards for that vehicles class and model year.

AB 2225 Smog check: exemption; historic vehicles (Grayson – Concord): AB 2225 would exempt vehicles with historic license plates from the smog check program. Smog check already exempts pre-1976 vehicles from smog check, but an exemption expansion to vehicles with historic plates potentially adds thousands of vehicles to the exemption list of model year 1976 through 1995. The problem with this bill is that a person that wants a “historic” license plate only needs to submit an application to the Department of Motor Vehicles (DMV) stating that their vehicle has historic value and self-certifying that the vehicle is primarily used only in parades and historic car events and not primarily for personal travel. The fact sheet for this bill goes further in promoting the idea that vehicles of certain makes/models that appear in popular movies such as *The Fast and the Furious* franchise could be considered as having historic value and be exempt from smog check.

Backup Generator Exemption Bills - Recommend “Oppose”

AB 2182 Emergency backup generators: water and wastewater facilities: exemption (B. Rubio – Baldwin Park): This bill proposes exemptions from hours of operation and maintenance and testing for generators used for the following: “*facilities necessary or convenient in providing essential public services, including, but not limited to, facilities such as police stations, fire stations, emergency operations centers, water and wastewater treatment facilities, incident command posts, and communication systems used to support essential public services.*” Water and wastewater are further defined to include any generator used to maintain water pressure, such as at a facility with its own firefighting water system. This is a bill looking to solve a problem that doesn’t exist as there has not been a documented case of any air district fining or suspending operation of a backup generator during an actual loss of power, regardless of whether it is a PSPS event or regular loss of power. With respect to maintenance and testing hours, air district permits reflect existing state regulations that consider the age and emission control of the generator, as well as the proximity to sensitive populations.

SB 802 Emergency backup generators: health facilities: permit operating condition exclusion (Glazer – Orinda): This bill is similar to AB 2182, but for health facilities, requiring air districts to revise rules and permit conditions to exempt hours of use and maintenance and testing related to PSPS events from counting towards hours listed in any permit limitations. Also, like AB 2182,

there is not a documented instance of an air district fining or shutting down a health care facility for using a backup generator during an outage.

SB 1099 Emergency backup generators: critical facilities: exemption (Dodd – Napa): This bill is very similar to AB 2182 in that it targets the same “critical facilities.” This bill goes a step farther by adding gas turbines for power generation applicable to receiving operating exemptions, taking away an air district’s ability to even charge a fee for a new permit or permit renewal for backup generation serving critical facilities. While it is unknown what the ultimate fiscal effect would be, the Air District has roughly 8,500 backup generators under permit.

SB 1185 Natural gas powered generators: operation during deenergization events (Moorlach – Costa Mesa): This bill would prohibit an air district from adopting or maintain a rule limiting or prohibiting the use of a natural gas generator during deenergization events, specifically identifying limits on hours of usage and maintenance and testing. Like the other bills, the proponents haven’t identified situations that demonstrate a need for the bill.

Other Bills - Position Noted Below

AB 2792 Mobile fueling on-demand tank vehicles (Quirk – Hayward): This bill would strip air districts from having authority to permit app-based businesses that deliver and pump gas to a customer’s car, creating unregulated “pop-up gas stations.” Vapor control on mobile fuelers is less effective than control at traditional stationary gas stations, and air districts that have overseen activities of on-demand fuelers have noted violations of several local and state fuel regulations. In response, the bill’s proponents are not seeking to work with the California Air Resources Board (CARB) and local air districts to develop regulations and permit conditions that would allow them to operate while being protective of public health, but instead are seeking to exempt themselves from air district oversight and permit fees, and to only require themselves to get a certification from CARB to meet air quality requirements and operate statewide.

Recommend “Oppose”

AB 2498 Interscholastic athletics: California Interscholastic Federation (CIF): air quality activity recommendations (Chu – San Jose): This bill would require the CIF, the body governing junior high school and high school sports, to develop a guide of recommendations relating to air quality and its impacts on school athletic activity. It would also require schools to educate their administrators and coaches on how to use the recommendations. **Recommend “Support”**

AB 3217 Greenhouse gases: crude oil emissions (Gloria – San Diego): This bill would require information, via crude oil assays, that would be used to better understand the carbon intensity and environmental impacts of in-state oil production as well as all refinery processing. **Recommend “Support”**

Support Requests from Bill Authors

The Air District has received requests for support regarding the two bills noted below, and may have a recommendation at the meeting

SB 858 Thermal Powerplants: exemption: emergency backup and standby generators: data centers (Beall – San Jose): This bill would exempt future data center backup generator projects from permitting through the California Energy Commission (CEC). The CEC typically only handles permitting for power plants greater than 50MW that supply power to the grid but has historically also done permitting for data center backup power plants even though they don't provide power to the grid. If this bill was to pass, lead agency authority would likely shift to the local planning agency which would perform the California Environmental Quality Act (CEQA) review. As a responsible agency this theoretically wouldn't affect the air district, unless the new lead agency was less skilled at performing the required review.

SB 1122 Green electrolytic hydrogen (Skinner – Berkley): This bill would require various agencies to develop a plan to create "green hydrogen," i.e. using excess solar and wind power to create hydrogen that could then be used as a zero carbon-emitting fuel.

Review of Other Bills of Interest

Staff will review other bills that may be of interest to the Committee.

BUDGET CONSIDERATION/FINANCIAL IMPACT

None at this time.

Respectfully submitted,

Jack P. Broadbent
Executive Officer/APCO

Prepared by: Alan Abbs
Reviewed by: Jack P. Broadbent

Attachment 2A: AB 1972 (Voepel) – Fact Sheet
Attachment 2B: AB 1972 (Voepel) – Bill Language
Attachment 2C: AB 2225 (Grayson) – Fact Sheet
Attachment 2D: AB 2225 (Grayson) – Bill Language
Attachment 2E: AB 2182 (B. Rubio) – Fact Sheet
Attachment 2F: AB 2182 (B. Rubio) – Bill Language
Attachment 2G: SB 802 (Glazer) – Fact Sheet
Attachment 2H: SB 802 (Glazer) – Bill Language
Attachment 2I: SB 1099 (Dodd) – Fact Sheet
Attachment 2J: SB 1099 (Dodd) – Bill Language
Attachment 2K: SB 1185 (Moorlach) – Fact Sheet
Attachment 2L: SB 1185 (Moorlach) – Bill Language

- Attachment 2M: AB 2792 (Quirk) – Fact Sheet
- Attachment 2N: AB 2792 (Quirk) – Bill Language
- Attachment 2O: AB 2498 (Chu) – Fact Sheet
- Attachment 2P: AB 2498 (Chu) – Bill Language
- Attachment 2Q: AB 3217 (Gloria) – Fact Sheet
- Attachment 2R: AB 3217 (Gloria) – Bill Language
- Attachment 2S: SB 1122 (Skinner) – Bill Language
- Attachment 2T: SB 858 (Beall) – Fact Sheet
- Attachment 2U: SB 858 (Beall) – Bill Language
- Attachment 2V: Current Bills of Interest Matrix

LEGISLATIVE COMMITTEE
MEETING OF 04/15/2020



AB 1972
ASSEMBLYMAN Randy Voepel

Collector Motor Vehicles

SUMMARY OF PROPOSED BILL:

To ensure that owners of collector cars are given the limited exemption from smog checks that is required by law.

PROBLEM & NEED FOR BILL:

Under AB 2863 of 2004, exemption for smog checks for older cars was changed. In the process, a procedure for a partial exemption for collector car was created. A collector car would be exempt from one part of the inspection process if the cars met three conditions (CA H&S Code 44011 (c)(1-3)). Unfortunately, this exemption has never been available at traditional smog check stations. The owner of a collector cars must go to so-called referees to avail themselves of this limited exemption. Few collector car owners are even aware of the requirement, and those that have availed themselves of the process have found referees unfamiliar with the process. The leadership of Association of California Car Clubs (ACCC) – which represents more than 200 car clubs in California – is not aware of any individual who has ever been able to make use of the exemption.

Reasons for the bill:

The purpose of this bill is to remove the conditions in CA H&S Code 44011 (c)(1-3) thus allowing collector car owners the

exemption granted to them in 2004. Under AB 1972, the three-part test is removed. However, the limited exemption would only apply to a “collector motor vehicle” as defined in Sections 259 of the Vehicle Code as a “motor vehicle is used primarily in shows, parades, charitable functions, and historical exhibitions for display, maintenance, and preservation, and is not used primarily for transportation.” That Section in turn references two other sections of the Vehicle Code – Sections 5004 and 5051 – which further limits it to cars 25 years and older.

SUPPORT:

ASSOCIATION OF CALIFORNIA CAR CLUBS (ACCC)

OPPOSITION:

N/A

CONTACT: ADAM BOMAN (916) 319-2071

ASSEMBLY BILL

No. 1972

Introduced by Assembly Member Voepel

January 22, 2020

An act to amend Section 44011 of the Health and Safety Code, relating to vehicular air pollution.

LEGISLATIVE COUNSEL'S DIGEST

AB 1972, as introduced, Voepel. Vehicular air pollution.

Existing law establishes a motor vehicle inspection and maintenance (smog check) program that is administered by the Department of Consumer Affairs. The smog check program requires inspection of motor vehicles upon initial registration, biennially upon renewal of registration, upon transfer of ownership, and in certain other circumstances. Existing law exempts collector motor vehicles, as defined, from an emissions control inspection if the vehicle meets specified criteria.

This bill would exempt all collector motor vehicles from these requirements.

Vote: majority. Appropriation: no. Fiscal committee: yes. State-mandated local program: no.

The people of the State of California do enact as follows:

- 1 SECTION 1. Section 44011 of the Health and Safety Code is
- 2 amended to read:
- 3 44011. (a) All motor vehicles powered by internal combustion
- 4 engines that are registered within an area designated for program

1 coverage shall be required biennially to obtain a certificate of
2 compliance or noncompliance, except for the following:

3 (1) All motorcycles until the department, pursuant to Section
4 44012, implements test procedures applicable to motorcycles.

5 (2) All motor vehicles that have been issued a certificate of
6 compliance or noncompliance or a repair cost waiver upon a change
7 of ownership or initial registration in this state during the preceding
8 six months.

9 (3) All motor vehicles manufactured prior to the 1976
10 model-year.

11 (4) (A) Except as provided in subparagraph (B), all motor
12 vehicles four or less model-years old.

13 (B) (i) Beginning January 1, 2005, all motor vehicles six or
14 less model-years old, unless the state board finds that providing
15 an exception for these vehicles will prohibit the state from meeting
16 the requirements of Section 176(c) of the federal Clean Air Act
17 (42 U.S.C. Sec. 7401 et seq.) or the state's commitments with
18 respect to the state implementation plan required by the federal
19 Clean Air Act.

20 (ii) Notwithstanding clause (i), beginning January 1, 2019, all
21 motor vehicles eight or less model-years old, unless the state board
22 finds that providing an exception for these vehicles will prohibit
23 the state from meeting the requirements of Section 176(c) of the
24 federal Clean Air Act (42 U.S.C. Sec. 7401 et seq.) or the state's
25 commitments with respect to the state implementation plan required
26 by the federal Clean Air Act.

27 (iii) Clause (ii) does not apply to a motor vehicle that is seven
28 model-years old in year 2018 for which a certificate of compliance
29 has been obtained.

30 (C) All motor vehicles excepted by this paragraph shall be
31 subject to testing and to certification requirements as determined
32 by the department, if any of the following apply:

33 (i) The department determines through remote sensing activities
34 or other means that there is a substantial probability that the vehicle
35 has a tampered emission control system or would fail for other
36 cause a smog check test as specified in Section 44012.

37 (ii) The vehicle was previously registered outside this state and
38 is undergoing initial registration in this state.

39 (iii) The vehicle is being registered as a specially constructed
40 vehicle.

1 (iv) The vehicle has been selected for testing pursuant to Section
2 44014.7 or any other provision of this chapter authorizing
3 out-of-cycle testing.

4 (D) This paragraph does not apply to diesel-powered vehicles.

5 (5) In addition to the vehicles exempted pursuant to paragraph
6 (4), any motor vehicle or class of motor vehicles exempted pursuant
7 to subdivision (c) of Section 44024.5. It is the intent of the
8 Legislature that the department, pursuant to the authority granted
9 by this paragraph, exempt at least 15 percent of the lowest emitting
10 motor vehicles from the biennial smog check inspection.

11 (6) All motor vehicles that the department determines would
12 present prohibitive inspection or repair problems.

13 (7) Any vehicle registered to the owner of a fleet licensed
14 pursuant to Section 44020 if the vehicle is garaged exclusively
15 outside the area included in program coverage, and is not primarily
16 operated inside the area included in program coverage.

17 (8) (A) All diesel-powered vehicles manufactured prior to the
18 1998 model-year.

19 (B) All diesel-powered vehicles that have a gross vehicle weight
20 rating of 8,501 to 10,000 pounds, inclusive, until the department,
21 in consultation with the state board, pursuant to Section 44012,
22 implements test procedures applicable to these vehicles

23 (C) All diesel-powered vehicles that have a gross vehicle weight
24 rating from 10,001 pounds to 14,000 pounds, inclusive, until the
25 state board and the Department of Motor Vehicles determine the
26 best method for identifying these vehicles, and until the department,
27 in consultation with the state board, pursuant to Section 44012,
28 implements test procedures applicable to these vehicles.

29 (D) All diesel-powered vehicles that have a gross vehicle weight
30 rating of 14,001 pounds or greater.

31 (b) Vehicles designated for program coverage in enhanced areas
32 shall be required to obtain inspections from appropriate smog
33 check stations operating in enhanced areas.

34 (c) For purposes of subdivision (a), a collector motor vehicle,
35 as defined in Section 259 of the Vehicle Code, is exempt from
36 those portions of the test required by subdivision (f) of Section
37 44012 if the collector motor vehicle meets all of the following
38 criteria: 44012.

- 1 ~~(1) Submission of proof that the motor vehicle is insured as a~~
- 2 ~~collector motor vehicle, as shall be required by regulation of the~~
- 3 ~~bureau.~~
- 4 ~~(2) The motor vehicle is at least 35 model-years old.~~
- 5 ~~(3) The motor vehicle complies with the exhaust emissions~~
- 6 ~~standards for that motor vehicle's class and model-year as~~
- 7 ~~prescribed by the department, and the motor vehicle passes a~~
- 8 ~~functional inspection of the fuel cap and a visual inspection for~~
- 9 ~~liquid fuel leaks.~~

LEGISLATIVE COMMITTEE
MEETING OF 04/15/2020

0



ASSEMBLYMEMBER TIM GRAYSON
AB 2225
SMOG CHECK: EXEMPTION: HISTORIC VEHICLES

Summary:

AB 2225 would exempt motor vehicles from smog check regardless of model year if the vehicle has specialty plates that have been issued to an owner of a motor vehicle that is operated primarily for purposes of historical exhibition and the vehicle meets certain requirements.

Background:

In California all motor vehicles powered by an internal combustion engine are required to biennially obtain a certificate of compliance demonstrating that they meet the state's clean air standards. This is commonly referred to as a smog check.

In 1997, a rolling exemption was enacted for all vehicles 30 years and older beginning in 2003. Prior to the bill's enactment, the exemption cutoff was 1965. In 2004, AB 2683 repealed the 30-year exemption which requires all motor vehicles that are 1976 and newer undergo biennial smog checks, regardless of the vehicles primary use.

Under existing law, special license plates are issued to vehicles of historic value and interest that meet certain age requirements. Vehicles assigned historical vehicle license plates are limited to operation or movement over the highway primarily for the purpose of historical exhibition or other similar, noncommercial purposes, such as parades or historic vehicle club activities.

Problem:

California is the historical epicenter of car culture in America. In recent years, numerous media outlets have published stories claiming that America's love affair with cars is on the decline, particularly amongst young people. This is supported by research that cites an aging customer base as one of the largest hurdles facing the specialty automotive industry.

According to market research conducted by the Specialty Equipment Market Association (SEMA), 7.9 million young people ages 16-24, including 2.5

million young women, participate in the restoration and improvement of their vehicles, the plurality of which live in the western United States.¹ Economically, young people spent \$7.2 billion improving their vehicles in 2018 with 71% preferring to work on their cars themselves.

While research clearly indicates a desire amongst young women and men to engage in this STEM-related hobby, cost and government regulation are cited as the largest barriers to entry.

Solution:

AB 2225 would exempt vehicles issued historical license plates from the state's smog check program, thus preserving an important historic aspect of California's culture and providing regulatory and economic relief to young people seeking to engage in the STEM-related activity of restoring modern classic vehicles.

Vehicles eligible for historical license plates consist of those at least 25 years old and of historic value. This includes many of the vehicles popularized by *The Fast and the Furious* film franchise, including the 1993 Mazda RX-7, 1994 Acura Integra, and 1995 Toyota Supra.

According to the DMV, registered historical vehicles make up only a small portion of the state's vehicle population (approximately 0.02%).² Exempting these vehicles from the smog check requirement would have a negligible impact on air quality and ensure that an important part of California's history lives on for future generations.

Sponsor:

Specialty Equipment Market Association

Staff Contact:

Madison Vander Klay

Madison.Vanderklay@asm.ca.gov

(916) 319-2014

¹ <https://www.sema.org/sema-news/2019/06/do-young-people-still-love-cars>

² https://www.dmv.ca.gov/portal/wcm/connect/fafd3447-8e14-4ff6-bb98-e85f3aa9a207/ca_dmv_stats.pdf?MOD=AJPERES&CVID=

ASSEMBLY BILL**No. 2225****Introduced by Assembly Member Grayson**

February 12, 2020

An act to amend Section 44011 of the Health and Safety Code, relating to vehicular air pollution.

LEGISLATIVE COUNSEL'S DIGEST

AB 2225, as introduced, Grayson. Smog check: exemption: historic vehicles.

Existing law establishes a motor vehicle inspection and maintenance (smog check) program that is administered by the Department of Consumer Affairs. The smog check program requires inspection of motor vehicles upon initial registration, biennially upon renewal of registration, upon transfer of ownership, and in certain other circumstances. Existing law, except as provided, exempts motor vehicles that meet certain requirements from being inspected biennially upon renewal of registration.

Existing law requires the Department of Motor Vehicles, upon application, to issue a specialty license plate to an owner of a motor vehicle that is operated primarily for purposes of historical exhibition or other similar purposes and the vehicle meets certain requirements.

This bill would exempt motor vehicles that have been issued with the specialty plate described above from the requirement that it be inspected biennially upon registration.

Vote: majority. Appropriation: no. Fiscal committee: yes.
State-mandated local program: no.

The people of the State of California do enact as follows:

1 SECTION 1. Section 44011 of the Health and Safety Code is
2 amended to read:

3 44011. (a) All motor vehicles powered by internal combustion
4 engines that are registered within an area designated for program
5 coverage shall be required biennially to obtain a certificate of
6 compliance or noncompliance, except for the following:

7 (1) All motorcycles until the department, pursuant to Section
8 44012, implements test procedures applicable to motorcycles.

9 (2) All motor vehicles that have been issued a certificate of
10 compliance or noncompliance or a repair cost waiver upon a change
11 of ownership or initial registration in this state during the preceding
12 six months.

13 (3) All motor vehicles manufactured prior to the 1976
14 model-year.

15 (4) (A) Except as provided in subparagraph (B), all motor
16 vehicles four or less model-years old.

17 (B) (i) Beginning January 1, 2005, all motor vehicles six or
18 less model-years old, unless the state board finds that providing
19 an exception for these vehicles will prohibit the state from meeting
20 the requirements of Section 176(c) of the federal Clean Air Act
21 (42 U.S.C. Sec. 7401 et seq.) or the state's commitments with
22 respect to the state implementation plan required by the federal
23 Clean Air Act.

24 (ii) Notwithstanding clause (i), beginning January 1, 2019, all
25 motor vehicles eight or less model-years old, unless the state board
26 finds that providing an exception for these vehicles will prohibit
27 the state from meeting the requirements of Section 176(c) of the
28 federal Clean Air Act (42 U.S.C. Sec. 7401 et seq.) or the state's
29 commitments with respect to the state implementation plan required
30 by the federal Clean Air Act.

31 (iii) Clause (ii) does not apply to a motor vehicle that is seven
32 model-years old in year 2018 for which a certificate of compliance
33 has been obtained.

34 (C) All motor vehicles excepted by this paragraph shall be
35 subject to testing and to certification requirements as determined
36 by the department, if any of the following apply:

37 (i) The department determines through remote sensing activities
38 or other means that there is a substantial probability that the vehicle

1 has a tampered emission control system or would fail for other
2 cause a smog check test as specified in Section 44012.

3 (ii) The vehicle was previously registered outside this state and
4 is undergoing initial registration in this state.

5 (iii) The vehicle is being registered as a specially constructed
6 vehicle.

7 (iv) The vehicle has been selected for testing pursuant to Section
8 44014.7 or any other provision of this chapter authorizing
9 out-of-cycle testing.

10 (D) This paragraph does not apply to diesel-powered vehicles.

11 (5) In addition to the vehicles exempted pursuant to paragraph
12 (4), any motor vehicle or class of motor vehicles exempted pursuant
13 to subdivision (c) of Section 44024.5. It is the intent of the
14 Legislature that the department, pursuant to the authority granted
15 by this paragraph, exempt at least 15 percent of the lowest emitting
16 motor vehicles from the biennial smog check inspection.

17 (6) All motor vehicles that the department determines would
18 present prohibitive inspection or repair problems.

19 (7) Any vehicle registered to the owner of a fleet licensed
20 pursuant to Section 44020 if the vehicle is garaged exclusively
21 outside the area included in program coverage, and is not primarily
22 operated inside the area included in program coverage.

23 (8) (A) All diesel-powered vehicles manufactured prior to the
24 1998 model-year.

25 (B) All diesel-powered vehicles that have a gross vehicle weight
26 rating of 8,501 to 10,000 pounds, inclusive, until the department,
27 in consultation with the state board, pursuant to Section 44012,
28 implements test procedures applicable to these vehicles.

29 (C) All diesel-powered vehicles that have a gross vehicle weight
30 rating from 10,001 pounds to 14,000 pounds, inclusive, until the
31 state board and the Department of Motor Vehicles determine the
32 best method for identifying these vehicles, and until the department,
33 in consultation with the state board, pursuant to Section 44012,
34 implements test procedures applicable to these vehicles.

35 (D) All diesel-powered vehicles that have a gross vehicle weight
36 rating of 14,001 pounds or greater.

37 (9) *All motor vehicles that have a license plate issued in*
38 *accordance with Section 5004 of the Vehicle Code.*

1 (b) Vehicles designated for program coverage in enhanced areas
2 shall be required to obtain inspections from appropriate smog
3 check stations operating in enhanced areas.

4 (c) For purposes of subdivision (a), a collector motor vehicle,
5 as defined in Section 259 of the Vehicle Code, is exempt from
6 those portions of the test required by subdivision (f) of Section
7 44012 if the collector motor vehicle meets all of the following
8 criteria:

9 (1) Submission of proof that the motor vehicle is insured as a
10 collector motor vehicle, as shall be required by regulation of the
11 bureau.

12 (2) The motor vehicle is at least 35 model-years old.

13 (3) The motor vehicle complies with the exhaust emissions
14 standards for that motor vehicle's class and model-year as
15 prescribed by the department, and the motor vehicle passes a
16 functional inspection of the fuel cap and a visual inspection for
17 liquid fuel leaks.

LEGISLATIVE COMMITTEE
MEETING OF 04/15/2020

o

AB 2182 (Rubio)**Standby Electric Power for Critical Facilities during Public Safety Power Shutoff****BILL SUMMARY**

This bill would provide flexibility for all critical service providers to use and maintain emergency power generators for Public Safety Power Shutoff (PSPS) events. This flexibility would be accomplished by: (1) confirming that backup power generation during PSPS events is considered emergency use of generators; (2) ensuring that generator use for PSPS events is not limited by any time constraints; and, (3) by providing testing and maintenance flexibility for these backup generators due to the strenuous nature of their use during PSPS events.

EXISTING LAW

Existing law generally delegates non-vehicular air pollution control to Air Quality Management Districts (AQMD). This includes non-vehicular sources such as backup generators that are used by facilities in the event of loss of electricity. Limitations on emergency power sources may include yearly hour caps and maintenance requirements, though these vary by AQMD.

BACKGROUND

California's investor-owned electric utilities are taking steps to ensure their equipment does not start a wildfire, in part by implementing PSPS. These PSPS events, however, leave many critical service providers without power, including water and wastewater agencies.

Water and wastewater agencies are responsible for providing essential public health and safety services, including drinking water, wastewater treatment, and water for fire suppression. Supplying and treating water and wastewater requires reliable energy, and without electric utilities providing that power, water agencies must secure alternative reliable sources of power. In a worst-case scenario, without electricity, there is the potential for public water agencies to issue boil-orders to the public, water delivery to temporarily stop, or raw sewage to enter public waterways.

When PSPS protocols were implemented last fall, a number of challenges related to backup power generation came to light.

First, it was unclear if use of generators during PSPS events was considered "emergency use" under state and local rules. While the California State Air Resources Board (CARB) has issued guidance that it is considered emergency use, uncertainty remains.

Second, rules regarding emergency generator use vary significantly around the state, and in some regions, the local air quality management districts have implemented strict limits on the amount of time that an emergency generator can be used, which has catastrophic implications if a critical facility runs up against that limit during a PSPS event.

Finally, CARB has established rules regarding testing and maintenance limits for emergency generators. While these rules may be adequate for normal generator use, PSPS events last several days and these generators are under tremendous strain for which they were not designed. Ultimately, a lack of rigorous testing and maintenance of these generators can and has led to failures of backup power systems during PSPS events.

DETAILS OF THE BILL

This bill adds article 9.4 (commencing with Section 42005) to chapter 3 of part 4 of Division 26 of the Health and Safety Code exempting the operation of alternative power sources by critical care facilities, as defined, during the event of a Public Safety Power Shut-off.

SUPPORT

Association of California Water Agencies (Sponsor)

FOR MORE INFORMATION

Dan Folwarkow
Office of Assemblywoman Blanca E. Rubio
State Capitol, Rm. 5175
(916) 319-2048
Daniel.folwarkow@asm.ca.gov

ASSEMBLY BILL**No. 2182****Introduced by Assembly Member Blanca Rubio**

February 11, 2020

An act to add Article 9.4 (commencing with Section 42005) to Chapter 3 of Part 4 of Division 26 of the Health and Safety Code, relating to nonvehicular air pollution.

LEGISLATIVE COUNSEL'S DIGEST

AB 2182, as introduced, Blanca Rubio. Emergency backup generators: water and wastewater facilities: exemption.

Existing law imposes various limitations on emissions of air contaminants for the control of air pollution from vehicular and nonvehicular sources. Existing law generally designates air pollution control and air quality management districts with the primary responsibility for the control of air pollution from all sources other than vehicular sources. Existing law requires the State Air Resources Board to identify toxic air contaminants that are emitted into the ambient air of the state and to establish airborne toxic control measures to reduce emissions of toxic air contaminants from nonvehicular sources.

This bill would exempt the operation of an alternative power source, as defined, to provide power to a critical facility, as defined, from any local, regional, or state regulation regarding the operation of that source. The bill would authorize providers of essential public services, in lieu of compliance with applicable legal requirements, to comply with the maintenance and testing procedure set forth in the National Fire Protection Association Standard for Emergency and Standby Power System, NFPA 110, for alternative power sources designated by the providers for the support of critical facilities.

Vote: majority. Appropriation: no. Fiscal committee: no.
State-mandated local program: no.

The people of the State of California do enact as follows:

1 SECTION 1. The Legislature finds and declares all of the
2 following:

3 (a) Due to climate change, California’s risk for catastrophic
4 wildfires has increased substantially and California’s wildfire
5 season is now longer and more intense.

6 (b) Catastrophic wildfires have had and continue to have an
7 enormous impact on California, taking and threatening life,
8 property, and our environment, and costing the state billions of
9 dollars.

10 (c) Public safety power shutoffs and deenergization events,
11 while necessary to protect California from catastrophic wildfires
12 impact essential public services, including firefighting, police, and
13 water services, which are necessary to respond to a wildfire.

14 (d) Given the importance of essential public services in
15 responding to wildfire, it is crucial to ensure the essential public
16 service provider has access to alternative power sources during
17 public safety power shutoffs and other deenergization events to
18 maintain California’s ability to respond to wildfire.

19 SEC. 2. Article 9.4 (commencing with Section 42005) is added
20 to Chapter 3 of Part 4 of Division 26 of the Health and Safety
21 Code, to read:

22
23 Article 9.4. Standby Electric Generation

24
25 42005. For purposes of this article, the following terms apply:

26 (a) “Alternative power source” means equipment that is used
27 by an essential public service provider to produce electricity to
28 directly run a critical facility during a deenergization event.

29 (b) “Critical facility” means a facility necessary or convenient
30 in providing essential public services, including, but not limited
31 to, facilities such as police stations, fire stations, emergency
32 operations centers, water and wastewater treatment facilities,
33 incident command posts, and communication systems used to
34 support essential public services.

1 (c) “Deenergization event” means the loss of electricity to a
2 critical facility due to an emergency, including, but not limited to,
3 wildfire.

4 (d) “Essential public service” means fire prevention, protection,
5 and response, law enforcement, provision of water and wastewater
6 service, disaster medical response, and other emergency response
7 services.

8 (e) “Water and wastewater facilities” mean water and wastewater
9 facilities critical to maintain public health and safety standards,
10 including, but not limited to, treatment plants, pumping stations
11 and other storage facilities, and water facilities needed to maintain
12 water service and water pressure necessary for firefighting.

13 42007. (a) Notwithstanding other law, the use of an alternative
14 power source by a provider of essential services to operate a critical
15 facility during a deenergization event shall not be subject to any
16 local, regional, or state regulation regarding the operation of an
17 alternative power source.

18 (b) Notwithstanding other law, in lieu of compliance with any
19 applicable legal requirements, a provider of essential public service
20 may comply with the maintenance and testing procedure set forth
21 in the National Fire Protection Association Standard for Emergency
22 and Standby Power Systems, NFPA 110, or any successor standard
23 adopted by the association, for an alternative power source
24 designated by the provider for the support of a critical facility
25 during a deenergization event.

LEGISLATIVE COMMITTEE
MEETING OF 04/15/2020

O



SB 802— Health Facilities: Emergency Backup Generators

Summary:

This bill would allow health facilities to operate emergency backup generators during public safety power shutoffs (PSPS) without having that usage count towards time limitations established by air districts.

Issue:

Nearly 250 hospitals were impacted by fires and power outages during the 2019 fire season.¹ It was thanks to back-up electrical generators that many of these hospitals were able to remain open. Though some elective surgeries and appointments were rescheduled, the day-to-day functions at most hospitals remained normal.

Health facilities are important resources to communities during PSPS events. Whether providing emergency medical care, support or serving as a meeting place for affected members of the community to charge their phones, it is important that these facilities have power in order to remain open to serve their community.

Currently, local air management districts determine the number of hours that health facilities and other service providers may use emergency electric generators without facing penalties or fines. Given the services that health facilities provide to their communities during PSPS events, it is important that they are not forced to consider closing.

By clarifying that the hours of emergency electric generator use during a PSPS event do not count towards total hours a health facility may use an emergency electric generator before being penalized, this bill ensures hospitals will remain open during these events to serve the community as needed.

Existing Law:

Existing law provides that electric corporations have procedures and protocols in place to mitigate the public safety and public health impacts of deenergization events. In addition, under state and federal law, hospitals are required to have emergency electrical generators on site.

Existing law also provides that air quality management districts are responsible for controlling air pollution from all sources other than vehicular sources. Local air quality management districts issue permits to hospitals, allowing hospitals to run these generators for a certain number of hours each year before facing penalties.

No existing law that clarifies that hospitals are permitted to use emergency backup generators during public safety power shutoffs without it counting towards their annual hours.

Proposal:

This bill would provide that the number of hours that health facilities use emergency electric generators during a public safety power shutoff would not count towards their total hours of use permitted by the local air quality management district and clarify that health facilities will not be fined or penalized for those hours of use.

Under this bill, electric corporations would be required to report data on deenergization events throughout the year to local air quality management districts.

Contact:

Policy: McKinley Thompson-Morley, Leg Aide
916.651.4007 or mckinley.thompson-morley@sen.ca.gov

¹ <https://www.modernhealthcare.com/providers/california-hospitals-rely-generators-during-pge-power-outages>

SENATE BILL**No. 802****Introduced by Senator Glazer**

(Principal coauthor: Assembly Member Bauer-Kahan)

(Coauthors: Senators Dodd, Hill, Nielsen, and Wilk)

January 7, 2020

An act to add Article 9.3 (commencing with Section 42000) to Chapter 3 of Part 4 of Division 26 of the Health and Safety Code, and to amend Section 8385 of, and to add Section 8386.7 to, the Public Utilities Code, relating to nonvehicular air pollution.

LEGISLATIVE COUNSEL'S DIGEST

SB 802, as introduced, Glazer. Emergency backup generators; health facilities: permit operating condition exclusion.

Existing law imposes various limitations on emissions of air contaminants for the control of air pollution from vehicular and nonvehicular sources. Existing law generally designates air pollution control and air quality management districts with the primary responsibility for the control of air pollution from all sources other than vehicular sources. Existing law requires the State Air Resources Board to identify toxic air contaminants that are emitted into the ambient air of the state and to establish airborne toxic control measures to reduce emissions of toxic air contaminants from nonvehicular sources.

This bill would require an air district to adopt a rule or revise its existing rules, consistent with federal law, to allow a health facility that has received a permit from the district to construct and operate an emergency backup generator to use that emergency backup generator during a deenergization event without having that usage count toward any time limitation on actual usage and routine testing and maintenance included as a condition for issuance of that permit. By requiring air

districts to adopt or revise its rules, the bill would impose a state-mandated local program.

Under existing law, the Public Utilities Commission has regulatory authority over public utilities, including electrical corporations, while local publicly owned electric utilities are under the direction of their governing boards. Electrical cooperatives are subject to the regulatory authority of the commission, except as specified. Existing law requires each electrical corporation to annually prepare and submit a wildfire mitigation plan to the commission for review and approval, as specified. Following approval, the commission is required to oversee compliance with the plans. Existing law requires each local publicly owned electric utility and electrical cooperative to annually prepare a wildfire mitigation plan and to verify that the wildfire mitigation plan complies with all applicable rules, regulations, and standards, as appropriate. Existing law requires a wildfire mitigation plan of an electrical corporation to include, among other things, protocols for deenergizing portions of the electrical distribution system that consider the associated impacts on public safety, as well as protocols related to mitigating the public safety impacts of those protocols, including impacts on critical first responders and on health and communications infrastructure. Existing law requires a wildfire mitigation plan of an electrical corporation to also include appropriate and feasible procedures for notifying a customer who may be impacted by the deenergizing of electrical lines and requires these procedures to consider the need to notify, as a priority, critical first responders, health care facilities, and operators of telecommunications infrastructure with premises within the footprint of a potential deenergization event. Existing law requires that an electrical cooperative and a local publicly owned electric utility consider these matters when developing and implementing a wildfire mitigation plan.

If an electrical corporation, electrical cooperative, or local publicly owned electric utility has undertaken a deenergization event during a calendar year, this bill would require the electrical corporation, electrical cooperative, or local publicly owned electric utility, by January 30 of the following calendar year, to submit a report with specified information to each air quality management district and air pollution control district affected by the deenergization event.

Under existing law, a violation of any order, decision, rule, direction, demand, or requirement of the commission is a crime.

Because this bill would require action by the commission to implement its requirements, and a violation of that action would be a crime, the

bill would impose a state-mandated local program by creating a new crime. By requiring local publicly owned electric utilities to report matters to air quality management districts and air pollution control districts the bill would impose a state-mandated local program.

The California Constitution requires the state to reimburse local agencies and school districts for certain costs mandated by the state. Statutory provisions establish procedures for making that reimbursement.

This bill would provide that with regard to certain mandates no reimbursement is required by this act for specified reasons.

With regard to any other mandates, this bill would provide that, if the Commission on State Mandates determines that the bill contains costs so mandated by the state, reimbursement for those costs shall be made pursuant to the statutory provisions noted above.

Vote: majority. Appropriation: no. Fiscal committee: yes. State-mandated local program: yes.

The people of the State of California do enact as follows:

1 SECTION 1. Article 9.3 (commencing with Section 42000) is
2 added to Chapter 3 of Part 4 of Division 26 of the Health and Safety
3 Code, to read:

4
5 Article 9.3. Emergency Backup Generators
6

7 42000. For purposes of this article, the following terms apply:

8 (a) "Deenergization event" means the proactive interruption of
9 electrical service for the purpose of mitigating or avoiding the risk
10 of causing a wildfire.

11 (b) "Electrical corporation" has the same meaning as defined
12 in Section 218 of the Public Utilities Code.

13 (c) "Emergency backup generator" means a device used for the
14 generation of electricity for emergency use that is subject to the
15 State Air Resources Board's Airborne Toxic Control Measure for
16 Stationary Compression Ignition Engines (Section 93115.1 of Title
17 17 of the California Code of Regulations, and following). For these
18 purposes, "emergency use" has the same meaning as defined in
19 Section 93115.4 of Title 17 of the California Code of Regulations.

20 (d) "Health facility" has the same meaning as defined in Section
21 1250.

1 (e) “Local publicly owned electric utility” has the same meaning
2 as defined in Section 224.3 of the Public Utilities Code.

3 (f) “Permit” means a permit issued by the district pursuant to
4 Article 1 (commencing with Section 42300) of Chapter 4.

5 42001. Consistent with federal law, a district shall adopt a rule,
6 or revise its existing rules, to allow a health facility that has
7 received a permit from the district to construct and operate an
8 emergency backup generator to use that emergency backup
9 generator during a deenergization event without having that usage
10 count toward any time limitation on actual usage and routine testing
11 and maintenance included as a condition for issuance of that permit.
12 For a health facility that receives notice of a planned deenergization
13 event, whether made specifically to the facility or made generally
14 to the public, the period of permissible use exempt from the time
15 limitation on actual usage shall encompass the period commencing
16 when the health facility is notified that the deenergization will or
17 will likely commence, and concluding when the health facility
18 receives notification, whether specific or general, that reliable
19 electrical service has been restored.

20 SEC. 2. Section 8385 of the Public Utilities Code is amended
21 to read:

22 8385. (a) For purposes of this chapter, the following shall
23 apply:

24 (1) “Compliance period” means a period of approximately one
25 year.

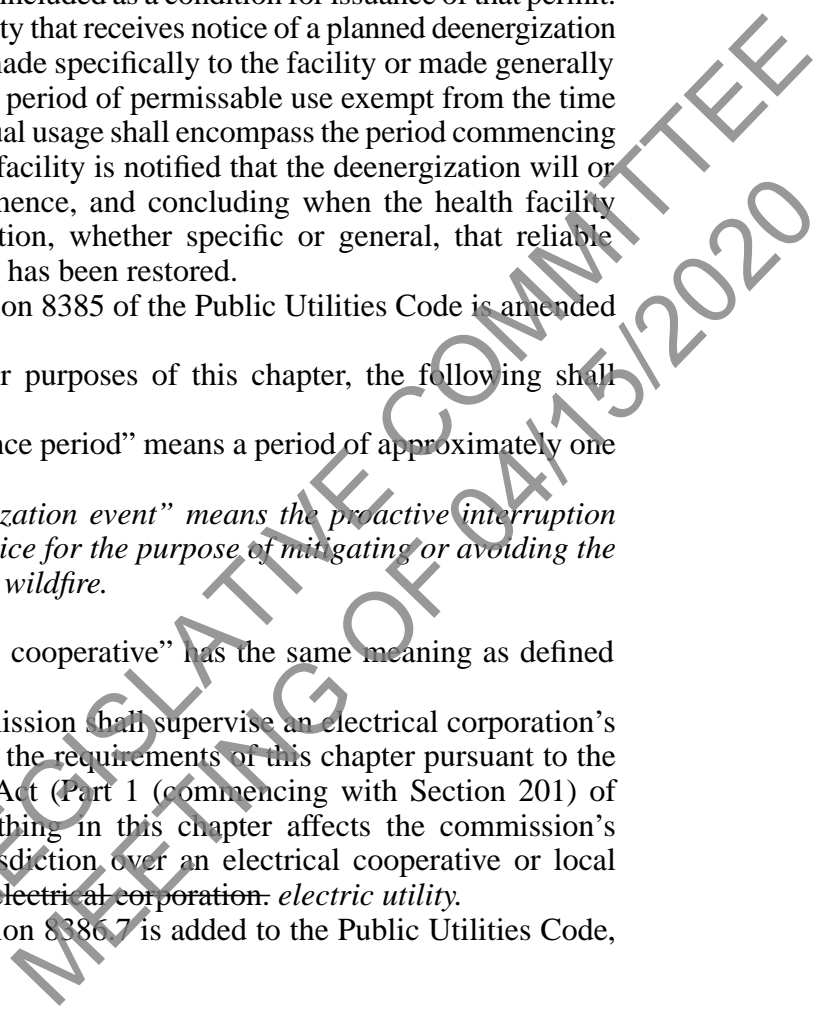
26 (2) “*Deenergization event*” means the proactive interruption
27 of electrical service for the purpose of mitigating or avoiding the
28 risk of causing a wildfire.

29 ~~(2)~~

30 (3) “Electrical cooperative” has the same meaning as defined
31 in Section 2776.

32 (b) The commission shall supervise an electrical corporation’s
33 compliance with the requirements of this chapter pursuant to the
34 Public Utilities Act (Part 1 (commencing with Section 201) of
35 Division 1). Nothing in this chapter affects the commission’s
36 authority or jurisdiction over an electrical cooperative or local
37 publicly owned electrical corporation. ~~electric utility.~~

38 SEC. 3. Section 8386.7 is added to the Public Utilities Code,
39 to read:



1 8386.7. If an electrical corporation, electrical cooperative, or
2 local publicly owned electric utility has undertaken a
3 deenergization event during a calendar year, the electrical utility
4 shall submit a report, by January 30 of the following calendar year,
5 to each air quality management district and air pollution control
6 district affected by the deenergization event that includes all of
7 the following:

8 (a) A description of the area affected by the deenergization
9 event.

10 (b) A description of when the deenergization event began and
11 when reliable electrical service was restored.

12 (c) A description of any notifications specifically provided to
13 health care facilities that they would or would likely be affected
14 by a deenergizing of electrical lines and when the deenergization
15 event would likely begin or, absent specific notification, any
16 notifications made generally to the public of when the
17 deenergization event would or would likely commence.

18 (d) A description of any notifications specifically provided to
19 health care facilities that reliable electrical service has been restored
20 or, absent specific notification, any notifications made generally
21 to the public that reliable electrical service has been restored.

22 SEC. 4. No reimbursement is required by this act pursuant to
23 Section 6 of Article XIII B of the California Constitution for certain
24 mandates because a local agency or school district has the authority
25 to levy service charges, fees, or assessments sufficient to pay for
26 the program or level of service mandated by this act or because
27 costs that may be incurred by a local agency or school district will
28 be incurred because this act creates a new crime or infraction,
29 eliminates a crime or infraction, or changes the penalty for a crime
30 or infraction, within the meaning of Section 17556 of the
31 Government Code, or changes the definition of a crime within the
32 meaning of Section 6 of Article XIII B of the California
33 Constitution.

34 With respect to other mandates, if the Commission on State
35 Mandates determines that this act contains costs mandated by the
36 state, reimbursement to local agencies and school districts for those
37 costs shall be made pursuant to Part 7 (commencing with Section
38 17500) of Division 4 of Title 2 of the Government Code.

O



SB 1099 – DODD

BACKUP GENERATION – CRITICAL FACILITIES – AIR QUALITY

Summary

SB 1099 would allow critical facilities, including water and wastewater agencies, to operate existing emergency backup generators during Public Safety Power Shutoffs (PSPS) or other losses of power without being out of compliance or subject to penalties from local air districts. This flexibility would ensure water continues to flow and wastewater continues to be treated during power outages, protecting public health and safety.

limited to a runtime of 200 hours per year for emergencies and the Air Resources Board limits annual maintenance and testing for certain generators to 20 hours pursuant to the Airborne Toxics Control Measure (ATCM). These testing and maintenance restrictions conflict with national standards.

This Bill

SB 1099 directs local air districts to adopt a rule, or revise existing rules, to allow critical facilities with a permitted emergency backup generator to continue to provide essential public services during a power outage without those hours counting toward the limits. Specifically, SB 1099 allows critical facilities to do the following:

- operate the generator during a PSPS or other emergency loss of power
- test or maintain the generator in accordance with NFPA Standard 110 or relevant best management practices

Background

Reliable backup power is critical for the protection of life and property during emergencies, including PSPS. For example, water and wastewater agencies need reliable power to support essential operations including maintaining pressure in their systems for water quality and fire flows. When electricity is not available due to a PSPS or another emergency loss of power such as a wildfire, water and wastewater agencies must employ their emergency standby generators.

Support

California Municipal Utilities Association
Las Virgenes Municipal Water District
Regional Council of Rural Counties (RCRC)

Existing Law

Existing air quality regulations restrict the testing, use and operation of some standby generators during an emergency. In the South Coast Air Quality Management District, owners/operators of these generators are

Contact

Heather Hopkins,
heather.hopkins@sen.ca.gov

SENATE BILL**No. 1099**

Introduced by Senator DoddFebruary 19, 2020

An act to add Article 9.5 (commencing with Section 42010) to Chapter 3 of Part 4 of Division 26 of the Health and Safety Code, relating to nonvehicular air pollution.

LEGISLATIVE COUNSEL'S DIGEST

SB 1099, as introduced, Dodd. Emergency backup generators: critical facilities: exemption.

Existing law imposes various limitations on emissions of air contaminants for the control of air pollution from vehicular and nonvehicular sources. Existing law generally designates air pollution control and air quality management districts with the primary responsibility for the control of air pollution from all sources other than vehicular sources. Existing law requires the State Air Resources Board to identify toxic air contaminants that are emitted into the ambient air of the state and to establish airborne toxic control measures to reduce emissions of toxic air contaminants from nonvehicular sources.

This bill, consistent with federal law, would require air districts to adopt a rule, or revise its existing rules, to allow critical facilities with a permitted emergency backup generator to use that emergency backup generator during a deenergization event or other loss of power, and to test and maintain that emergency backup generator, as specified, without having that usage, testing, or maintenance count toward that emergency backup generator's time limitation on actual usage and routine testing and maintenance. The bill would prohibit air districts from imposing a fee on the issuance or renewal of a permit issued for those critical facility emergency backup generators. By requiring air districts to adopt a new permitting program for those critical facility emergency backup

generators, the bill would impose a state-mandated local program. The bill also would define certain terms for purposes of these provisions.

The California Constitution requires the state to reimburse local agencies and school districts for certain costs mandated by the state. Statutory provisions establish procedures for making that reimbursement.

This bill would provide that, if the Commission on State Mandates determines that the bill contains costs mandated by the state, reimbursement for those costs shall be made pursuant to the statutory provisions noted above.

Vote: majority. Appropriation: no. Fiscal committee: yes. State-mandated local program: yes.

The people of the State of California do enact as follows:

1 SECTION 1. The Legislature finds and declares all of the
2 following:

3 (a) Catastrophic wildfires and other natural disasters are
4 increasing in frequency and intensity due to climate change and
5 other factors.

6 (b) Wildfires dramatically increase carbon emissions and work
7 against the state’s goals to reduce greenhouse gas emissions and
8 achieve a carbon-neutral future.

9 (c) Wildfires and other natural disasters also can cause
10 significant impacts and a threat to the state’s water and wastewater
11 facilities, which are critical to ensuring a safe and reliable water
12 supply for people, businesses, agriculture, and the environment.

13 (d) To help mitigate the risks of wildfires, investor-owned
14 utilities have initiated public safety power shutoffs to deenergize
15 parts of their distribution systems, and, in some cases, portions of
16 the transmission system, actions that reduce or eliminate access
17 to a reliable power supply for the state’s water agencies as they
18 count on a reliable source of electricity to move and deliver water.

19 (e) Actions need to be taken to reduce the impacts of
20 deenergization wildfires, and other events on critical facilities,
21 including increasing access to alternative power sources that can
22 help support a safe and reliable water supply and maintain the
23 state’s ability to effectively respond to wildfires.

24 SEC. 2. Article 9.5 (commencing with Section 42010) is added
25 to Chapter 3 of Part 4 of Division 26 of the Health and Safety
26 Code, to read:

1 Article 9.5. Emergency Backup Generators

2
3 42010. For purposes of this article, the following terms apply:

4 (a) “Critical facility” means a facility necessary or convenient
5 in providing essential public services, including, but not limited
6 to, facilities such as police stations, fire stations, emergency
7 operations centers, water and wastewater facilities, incident
8 command posts, and communication systems used to support
9 essential public services.

10 (b) “Deenergization event” means the interruption of power due
11 to a public safety power shutoff.

12 (c) “Emergency backup generator” means an internal
13 combustion engine greater than 50 brake horsepower and gas
14 turbines greater than 2,975,000 British thermal units per hour for
15 nonutility power generation that does not operate more than 200
16 hours per year and is only operated in the event of an emergency
17 power failure or for routine testing and maintenance.

18 (d) “Loss of power” means a failure in an electric generation,
19 distribution, and transmission system or a disruption to electrical
20 power from an electricity provider due to an emergency event,
21 including a wildfire.

22 (e) “Public safety power shutoff” means a preventative measure
23 to deenergize all, or a portion of, an electric generation,
24 distribution, or transmission system when the electricity provider
25 reasonably believes there is an imminent and significant risk that
26 strong winds, or other extreme and potentially dangerous weather
27 events, increase the probability of a wildfire.

28 (f) “Water and wastewater facilities” includes drinking water
29 and wastewater treatment plants, pumping stations, storage
30 facilities, and water facilities needed to maintain water service and
31 the water pressure necessary for firefighting.

32 42012. (a) Consistent with federal law, a district shall adopt
33 a rule, or revise its existing rules, to allow critical facilities with a
34 permitted emergency backup generator to do any of the following
35 with that emergency backup generator without having it count
36 toward that permitted emergency backup generator’s time
37 limitation on actual usage and routine testing and maintenance:

38 (1) Use the emergency backup generator during a deenergization
39 event or other loss of power.

1 (2) Test or maintain the emergency backup generator for
2 consistency with any of the following:

3 (A) The National Fire Protection Association Standard 110 for
4 Emergency and Standby Power Systems, or its successor.

5 (B) Industry best practices

6 (C) Recommendations by the manufacturer of the emergency
7 backup generator.

8 (b) A district shall not impose a fee on the issuance or renewal
9 of a permit issued for an emergency backup generator described
10 in subdivision (a).

11 SEC. 3. If the Commission on State Mandates determines that
12 this act contains costs mandated by the state, reimbursement to
13 local agencies and school districts for those costs shall be made
14 pursuant to Part 7 (commencing with Section 17500) of Division
15 4 of Title 2 of the Government Code.

LEGISLATIVE COMMITTEE
MEETING OF 04/15/2020

o



FACT SHEET

Senate Bill 1185 – Back Up Natural Gas Generators

BILL SUMMARY

Senate Bill 1185 would allow businesses and homeowners to install, maintain and use a back-up natural gas generator onsite for use in the event of a public safety power shut-off (PSPS) event. Specifically, this bill would prohibit an air district or the California Air Resources Board (CARB) from adopting or maintaining regulations that limit the use of a federally compliant natural gas powered generator during a PSPS event. The bill additionally stipulates that any use of a natural gas generator during a PSPS event would not count toward any time limitation included in the permit issued for that generator.

BACKGROUND

Current law limits air pollution from a variety of vehicular and non-vehicular sources, including natural gas generators. Local air quality districts and CARB are responsible for crafting regulations and issuing permits for such devices.

In recent years, California has faced catastrophic wildfires of unprecedented proportion. As a response to increased liability for wildfires and as a precautionary measure, California's utilities have begun the practice of shutting off electrical service in certain areas during peak wildfire risk times to mitigate the potential for a utility line to spark a wildfire. During these PSPS events, natural gas service remains in place and functional. This presents the opportunity for natural gas generators hooked up to the existing natural gas distribution infrastructure, to serve as a vital energy source during PSPS events.

While local air districts and CARB have provided some latitude for backup generation in PSPS events, many generator owners still run the risk of facing

hefty fines and compliance issues when utilizing natural gas generators in a PSPS event.

This bill would clear those obstacles and allow natural gas generation to be a viable and reliable alternative energy source during PSPS events.

REASONS FOR LEGISLATION

A quarter of California's population lives in an area deemed to be "high-risk" for wildfires and are subject to PSPS events. These events are immensely disruptive to communities from a health, safety, and economic standpoint. Among those most affected are those that rely on electricity for life-sustaining medical care. In addition, large scale back up generation is necessary to keep the power on for medical, communication, safety, and water infrastructure.

When back-up generation occurs, it is far more favorable to utilize natural gas pipelines already in place, as opposed to bringing in and storing large amounts of diesel fuel—presenting a serious safety concern and elevating the risk for disaster. In addition, natural gas generation releases significantly less pollutants than diesel generation.

For these reasons, natural gas generators are the best option to keep people safe, and keep the power turned on, during PSPS events.

SUPPORT

Pending

CONTACT

Ryan Gardiner, *Senate Fellow/Legislative Aide*
ryan.gardiner@sen.ca.gov, (916) 651-4037

SENATE BILL**No. 1185****Introduced by Senator Moorlach**

February 20, 2020

An act to add Article 9.3 (commencing with Section 42000) to Chapter 3 of Part 4 of Division 26 of the Health and Safety Code, and to amend Section 8385 of, and to add Section 8390 to, the Public Utilities Code, relating to nonvehicular air pollution.

LEGISLATIVE COUNSEL'S DIGEST

SB 1185, as introduced, Moorlach. Natural gas powered generators: operation during deenergization events.

Existing law imposes various limitations on emissions of air contaminants for the control of air pollution from vehicular and nonvehicular sources. Existing law generally designates air pollution control and air quality management districts (air district) with the primary responsibility for the control of air pollution from all sources other than vehicular sources. Existing law requires the State Air Resources Board (state board) to identify toxic air contaminants that are emitted into the ambient air of the state and to establish airborne toxic control measures to reduce emissions of toxic air contaminants from nonvehicular sources.

This bill would prohibit an air district from adopting or maintaining a rule that would limit or prohibit any person from using a federally compliant natural gas powered generator during a deenergization event and would require that any usage during a deenergization event not count toward any time limitation on actual usage and routine testing and maintenance included as a condition for issuance of any permit for that generator. The bill would prohibit the state board from adopting or maintaining a rule that would limit or prohibit any person from using a federally compliant natural gas powered generator during a

deenergization event. By prohibiting an air district maintaining existing rules, the bill would impose a state-mandated local program to revise any rule not in compliance with that prohibition.

Under existing law, the Public Utilities Commission has regulatory authority over public utilities, including electrical corporations, while local publicly owned electric utilities are under the direction of their governing boards. Electrical cooperatives are subject to the regulatory authority of the commission, except as specified. Existing law requires each electrical corporation to annually prepare and submit a wildfire mitigation plan to the commission for review and approval, as specified. Following approval, the commission is required to oversee compliance with the plans. Existing law requires each local publicly owned electric utility and electrical cooperative to annually prepare a wildfire mitigation plan and to verify that the wildfire mitigation plan complies with all applicable rules, regulations, and standards, as appropriate. Existing law requires a wildfire mitigation plan of an electrical corporation to include, among other things, protocols for deenergizing portions of the electrical distribution system that consider the associated impacts on public safety, as well as protocols related to mitigating the public safety impacts of those protocols, including impacts on critical first responders and on health and communications infrastructure. Existing law requires a wildfire mitigation plan of an electrical corporation to also include appropriate and feasible procedures for notifying a customer who may be impacted by the deenergizing of electrical lines and requires these procedures to consider the need to notify, as a priority, critical first responders, health care facilities, and operators of telecommunications infrastructure with premises within the footprint of a potential deenergization event. Existing law requires that an electrical cooperative and a local publicly owned electric utility consider these matters when developing and implementing a wildfire mitigation plan.

If an electrical corporation, electrical cooperative, or local publicly owned electric utility has undertaken a deenergization event during a calendar year, this bill would require the electrical corporation, electrical cooperative, or local publicly owned electric utility, by January 30 of the following calendar year, to submit a report with specified information to each air district affected by the deenergization event, and to the state board.

Under existing law, a violation of any order, decision, rule, direction, demand, or requirement of the commission is a crime.

Because this bill would require action by the commission to implement its requirements, and a violation of that action by an electrical corporation or electrical cooperative would be a crime, the bill would impose a state-mandated local program by creating a new crime. By requiring local publicly owned electric utilities to report matters to air quality management districts and air pollution control districts the bill would impose a state-mandated local program.

The California Constitution requires the state to reimburse local agencies and school districts for certain costs mandated by the state. Statutory provisions establish procedures for making that reimbursement.

This bill would provide that with regard to certain mandates no reimbursement is required by this act for specified reasons.

With regard to any other mandates, this bill would provide that, if the Commission on State Mandates determines that the bill contains costs so mandated by the state, reimbursement for those costs shall be made pursuant to the statutory provisions noted above.

Vote: majority. Appropriation: no. Fiscal committee: yes.
State-mandated local program: yes.

The people of the State of California do enact as follows.

1 SECTION 1. Article 9.3 (commencing with Section 42000) is
2 added to Chapter 3 of Part 4 of Division 26 of the Health and Safety
3 Code, to read:

4
5 Article 9.3. Use of Natural Gas Powered Generators During
6 Deenergization Events
7

8 42000. For purposes of this article, the following terms apply:

9 (a) "Deenergization event" means the proactive interruption of
10 electrical service for the purpose of mitigating or avoiding the risk
11 of causing a wildfire.

12 (b) "Electrical cooperative" has the same meaning as defined
13 in Section 2776 of the Public Utilities Code.

14 (c) "Electrical corporation" has the same meaning as defined
15 in Section 218 of the Public Utilities Code.

16 (d) "Federally compliant natural gas powered generator" means
17 a device used for the generation of electricity that complies with
18 the federal standards of performance for stationary spark ignition
19 internal combustion engines (Subpart JJJJ (commencing with

1 Section 60.4230) of Part 60 of Title 40 of the Code of Federal
2 Regulations) and burns only natural gas for operation during the
3 deenergization event, or, if the generator is located in an area that
4 does not have natural gas service, burns only propane during the
5 deenergization event.

6 (e) “Local publicly owned electric utility” has the same meaning
7 as defined in Section 224.3 of the Public Utilities Code.

8 (f) “Permit” means a permit issued by the district pursuant to
9 Article 1 (commencing with Section 42300) of Chapter 4.

10 (g) “Person” has the same meaning as defined in Section 19.

11 42001. Consistent with federal law, no district shall adopt or
12 maintain a rule that would limit or prohibit any person from using
13 a federally compliant natural gas powered generator during a
14 deenergization event and any usage during a deenergization event
15 shall not count toward any time limitation on actual usage and
16 routine testing and maintenance included as a condition for
17 issuance of any permit for that generator.

18 42002. Consistent with federal law, the state board shall not
19 adopt or maintain a rule that would limit or prohibit any person
20 from using a federally compliant natural gas powered generator
21 during a deenergization event.

22 SEC. 2. Section 8385 of the Public Utilities Code is amended
23 to read:

24 8385. (a) For purposes of this chapter, the following shall
25 apply:

26 (1) “Compliance period” means a period of approximately one
27 year.

28 (2) “*Deenergization event*” means the proactive interruption
29 of electrical service for the purpose of mitigating or avoiding the
30 risk of causing a wildfire.

31 (2)

32 (3) “Electrical cooperative” has the same meaning as defined
33 in Section 2776.

34 (b) The commission shall supervise an electrical corporation’s
35 compliance with the requirements of this chapter pursuant to the
36 Public Utilities Act (Part 1 (commencing with Section 201) of
37 Division 1). Nothing in this chapter affects the commission’s
38 authority or jurisdiction over an electrical cooperative or local
39 publicly owned electrical corporation. *electric utility.*

1 SEC. 3. Section 8390 is added to the Public Utilities Code, to
2 read:

3 8390. If an electrical corporation, electrical cooperative, or
4 local publicly owned electric utility has undertaken a
5 deenergization event during a calendar year, the electrical utility
6 shall submit a report, by January 30 of the following calendar year,
7 to the State Air Resources Board and to each air quality
8 management district and air pollution control district affected by
9 the deenergization event. The report shall include both of the
10 following:

11 (a) A description of the area affected by the deenergization
12 event.

13 (b) A description of when the deenergization event began and
14 when reliable electrical service was restored.

15 SEC. 4. No reimbursement is required by this act pursuant to
16 Section 6 of Article XIII B of the California Constitution for certain
17 mandates because a local agency or school district has the authority
18 to levy service charges, fees, or assessments sufficient to pay for
19 the program or level of service mandated by this act or because
20 costs that may be incurred by a local agency or school district will
21 be incurred because this act creates a new crime or infraction,
22 eliminates a crime or infraction, or changes the penalty for a crime
23 or infraction, within the meaning of Section 17556 of the
24 Government Code, or changes the definition of a crime within the
25 meaning of Section 6 of Article XIII B of the California
26 Constitution.

27 With respect to other mandates, if the Commission on State
28 Mandates determines that this act contains costs mandated by the
29 state, reimbursement to local agencies and school districts for those
30 costs shall be made pursuant to Part 7 (commencing with Section
31 17500) of Division 4 of Title 2 of the Government Code.

O



Assembly Member Bill Quirk, 20th Assembly District

AB 2792 – MOBILE FUELING ON-DEMAND TANK VEHICLES

(UPDATED 03.10.20)

BACKGROUND

On-demand mobile fueling is a rapidly growing industry that provides a safer, cleaner, more affordable, and more accessible alternative to vehicle refueling. It utilizes a tank truck, or trailer, equipped with an onboard cargo tank system designed to load, transport, and transfer motor vehicle fuel directly from the onboard cargo tank into a motor vehicle fuel tank. This service offers customers convenience by fueling vehicles while parked and not in use, thus eliminating the need to stop at a gas station.

When thoughtfully regulated, mobile fueling on-demand can reduce road congestion, increase local tax revenues, improve land utilization. Mobile fueling on-demand also reduces vapor emissions and tank leaks through use of hazmat-trained service professionals to reduce customer spillage and by bypassing transfers into underground storage tanks (USTs).

Currently, mobile fueling on-demand is permitted to operate in over 20 jurisdictions in California including San Francisco, Oakland, San Jose, and Irvine. Operations are able to meet or exceed all standards by the Department of Transportation, California Environmental Protection Agency, Cal FIRE, California State Water Resources Control Board, California Air Resources Board and all applicable state health and safety measures for the safe loading, transport, and transfer of fuel. However, the industry is unable to expand due to inconsistent regulations by air districts of mobile fueling tank vehicles that operate in more than one district. In some areas, mobile fuelers would need to comply with three different sets of air regulations on a daily basis within a radius of about 40 miles, which is not operationally feasible. Other air districts have stated they are not able to prioritize the rule amendments necessary to allow mobile fueling in their regions.

PROBLEM

Every day, millions of people across California funnel into conventional gas stations to refuel. This task typically occurs during peak commute times either on the way to or back from work, leading to unnecessary road congestion, idling, increased vehicle miles traveled and a loss of time and money.

Furthermore, conventional gas stations frequently rely upon USTs, which pose a threat to drinking water supply and community health. Currently, there are 35,489 USTs in the state of California with 64 sites that reported new leaks and 6,682 facilities with priority violations, including equipment and containment failure. Additionally, conventional gas stations are frequent sites of spills and additional vapor emissions, and each station spills approximately 40 gallons of fuel a year through drippage alone.

For individuals with disabilities, including individuals with chronic illnesses and the elderly, access to conventional gas stations has proven to be extremely difficult and even impossible, despite the passage of the Americans with Disabilities Act (ADA). The ADA requires that self-serve gas stations provide equal access to their customers with disabilities through assistance if requested, done either by honking or pressing a button. However, even with the ADA, 15-million drivers with disabilities across the country still have difficulty getting gas at almost 160,000 stations.

SOLUTION

AB 2792 takes the first steps to create a uniform, consistent, and reasonable standard of operation for mobile fueling on-demand tank vehicles.

By classifying mobile fueling on-demand tank vehicles as a mobile source, the California Air Resources Board (CARB) will have primary responsibility over regulating them, ensuring consistent regulation of the industry as it continues to develop. Regulatory oversight will include establishing standards that reduce emissions from mobile fueling and maintain compliance with State and federal ambient air quality laws. CARB will also adopt performance standards and test procedures for any system or system component of a mobile fueling on-demand tank vehicle, and ensure that such systems comply with regulations of cargo tank systems on tank vehicles that are used to transport gasoline.

SUPPORT

- Booster Fuels (Sponsor)
- Muscular Dystrophy Association
- Northern California Spinal Cord Injury Foundation
- United Spinal Association

FOR MORE INFORMATION

Charmaine Mills, *Legislative Aide*
(916) 319-2020
Charmaine.Mills@asm.ca.gov

ASSEMBLY BILL**No. 2792****Introduced by Assembly Member Quirk**

February 20, 2020

An act to amend Sections 41950 and 41962 of, and to add Section 39618.5 to, the Health and Safety Code, relating to air pollution.

LEGISLATIVE COUNSEL'S DIGEST

AB 2792, as introduced, Quirk. Mobile fueling on-demand tank vehicles.

(1) Existing law generally designates the State Air Resources Board as the state agency with the primary responsibility for the control of vehicular air pollution and air pollution control and air quality management districts with the primary responsibility for the control of air pollution from all sources other than vehicular sources.

This bill would classify a mobile fueling on-demand tank vehicle, as defined, as a mobile source and would require that it be regulated by the state board. The bill would require the state board to adopt regulations on or before an unspecified date to achieve reductions in emissions attributable to mobile fueling on-demand tank vehicles.

(2) Existing law requires the state board to adopt performance standards to ensure that systems for the control of gasoline vapors resulting from motor vehicle fueling operations do not cause excessive gasoline liquid spillage when used in a proper manner. Existing law requires the state board to adopt test procedures to determine the compliance with vapor emission standards of vapor recovery systems of cargo tanks on tank vehicles used to transport gasoline, as provided. Existing law authorizes the state board to test those vapor recovery systems, to certify those systems if they meet the state board's

requirements, and to charge a fee for certification. Existing law prohibits a person from operating, or allowing the operation of, a tank vehicle transporting gasoline that is required to have a vapor recovery system, unless the system has been certified and is installed and maintained in compliance with the requirements for certification. Existing law exempts from these certification requirements tank vehicles used exclusively to service gasoline storage tanks that are not required to have gasoline vapor controls. Existing law makes a violation of a rule or regulation of the state board or a district relating to nonvehicular air pollution control a misdemeanor.

This bill would impose those testing, installation, maintenance, and certification requirements on a system or system component of a mobile fueling on-demand tank vehicle used to load, transport, and transfer motor vehicle fuel directly from an onboard cargo tank into a motor vehicle fuel tank. By expanding the scope of a crime, the bill would impose a state-mandated local program. The bill would exempt from the certification requirements motor vehicle fuel tanks equipped with onboard refueling vapor recovery systems.

(3) Existing law prohibits a person from installing or maintaining a stationary gasoline tank with a capacity of 250 gallons or more that is not equipped for loading through a permanent submerged fill pipe, unless certain conditions apply, subject to certain exceptions

This bill would provide that the prohibition does not apply with regard to a mobile fueling on-demand tank vehicle, except as provided.

(4) The California Constitution requires the state to reimburse local agencies and school districts for certain costs mandated by the state. Statutory provisions establish procedures for making that reimbursement.

This bill would provide that no reimbursement is required by this act for a specified reason.

Vote: majority. Appropriation: no. Fiscal committee: yes. State-mandated local program: yes.

The people of the State of California do enact as follows:

- 1 SECTION 1. Section 39618.5 is added to the Health and Safety
- 2 Code, to read:
- 3 39618.5. A mobile fueling on-demand tank vehicle, as defined
- 4 in paragraph (2) of subdivision (f) of Section 41950, shall be
- 5 classified as a mobile source and shall be regulated by the state
- 6 board on a statewide basis to prevent confusion concerning whether

1 the mobile fueling on-demand tank vehicle is a stationary sources
2 when not being driven and to prevent inconsistent regulation by
3 districts of a mobile fueling on-demand tank vehicle that is operated
4 in more than one district. The state board shall adopt regulations
5 on or before January 1, _____, to achieve reductions in emissions
6 attributable to mobile fueling on-demand tank vehicles.

7 SEC. 2. Section 41950 of the Health and Safety Code is
8 amended to read:

9 41950. (a) Except as provided in subdivisions ~~(b) and (b)~~, (e),
10 ~~no and (f)~~, a person shall *not* install or maintain ~~any a~~ stationary
11 gasoline tank with a capacity of 250 gallons or more ~~which that~~
12 is not equipped for loading through a permanent submerged fill
13 pipe, unless ~~such the~~ tank is a pressure tank as described in Section
14 41951, or is equipped with a vapor recovery system as described
15 in Section 41952 or with a floating roof as described in Section
16 41953, or unless ~~such the~~ tank is equipped with other apparatus
17 of equal efficiency ~~which that~~ has been approved by the air
18 pollution control officer in whose district the tank is located.

19 (b) Subdivision (a) shall not apply to ~~any a~~ stationary ~~tanks tank~~
20 installed ~~prior to before~~ December 31, 1970.

21 (c) For ~~the purpose purposes~~ of this section, “gasoline” means
22 any petroleum distillate having a Reid vapor pressure of four
23 pounds or greater.

24 (d) For ~~the purpose purposes~~ of this section, “submerged fill
25 pipe” means ~~any a~~ fill pipe ~~which that~~ has its discharge opening
26 entirely submerged when the liquid level is six inches above the
27 bottom of the tank. “Submerged fill pipe,” when applied to a tank
28 ~~which that~~ is loaded from the side, means ~~any a~~ fill pipe ~~which~~
29 ~~that~~ has its discharge opening entirely submerged when the liquid
30 level is 18 inches above the bottom of the tank.

31 (e) Subdivision (a) shall not apply to ~~any a~~ stationary tank ~~which~~
32 ~~that~~ is used primarily for the fueling of implements of husbandry.

33 (f) (1) *Subdivision (a) shall not apply to a mobile fueling*
34 *on-demand tank vehicle, or system on that vehicle, except as*
35 *provided in Section 41962.*

36 (2) *For purposes of this subdivision, “mobile fueling on-demand*
37 *tank vehicle” means a tank truck or trailer equipped with an*
38 *onboard cargo tank system designed to load, transport, and*
39 *transfer motor vehicle fuel directly from the onboard cargo tank*
40 *into a motor vehicle fuel tank.*

1 SEC. 3. Section 41962 of the Health and Safety Code is
2 amended to read:

3 41962. (a) Notwithstanding Section 34002 of the Vehicle
4 Code, the state board shall adopt test procedures to determine the
5 compliance of vapor recovery systems of cargo tanks on tank
6 vehicles used to transport gasoline with vapor emission standards
7 ~~which~~ *that* are reasonable and necessary to achieve or maintain
8 any applicable ambient air quality standard. The performance
9 standards and test procedures adopted by the state board shall be
10 consistent with the regulations adopted by the Commissioner of
11 the California Highway Patrol and the State Fire Marshal pursuant
12 to Division 14.7 (commencing with Section ~~34001~~ 34000) of the
13 Vehicle Code.

14 (b) The state board may test, or contract for testing, the vapor
15 recovery system of ~~any a~~ cargo tank of ~~any a~~ tank vehicle used to
16 transport gasoline. The state board shall certify the cargo tank
17 vapor recovery system upon its determination that the system, if
18 properly installed and maintained, will meet the requirements of
19 subdivision (a). The state board shall enumerate the specifications
20 used for issuing ~~such~~ *the* certification. After a cargo tank vapor
21 recovery system has been certified, if circumstances beyond *the*
22 control of the state board cause the system to no longer meet the
23 required specifications, the certification may be revoked or
24 modified.

25 (c) Upon verification of certification pursuant to subdivision
26 (b), which shall be done annually, the state board shall send a
27 verified copy of the certification to the registered owner of the
28 tank vehicle, which copy shall be retained in the tank vehicle as
29 evidence of certification of its vapor recovery system. For each
30 system certified, the state board shall issue a nontransferable and
31 nonremovable decal to be placed on the cargo tank where the decal
32 can be readily seen.

33 (d) With respect to ~~any a~~ tank vehicle operated within a district,
34 the state board, upon request of the district, shall send to the
35 district, free of charge, a certified copy of the certification and test
36 results of ~~any a~~ cargo tank vapor recovery system on the tank
37 vehicle.

38 (e) The state board may contract with the Department of the
39 California Highway Patrol to carry out the responsibilities imposed
40 by subdivisions (b), (c), and (d).

1 (f) The state board shall charge a reasonable fee for certification,
2 not to exceed its estimated costs ~~therefor.~~ *of certification.* Payment
3 of the fee shall be a condition of certification. The fees may be
4 collected by the Department of the California Highway Patrol and
5 deposited in the Motor Vehicle Account in the State Transportation
6 Fund. The Department of the California Highway Patrol shall
7 transfer to the Air Pollution Control Fund the amount of those fees
8 necessary to reimburse the state board for the costs of administering
9 the certification program.

10 (g) ~~No~~ A person shall *not* operate, or allow the operation of, a
11 tank vehicle transporting gasoline ~~and that is~~ required to have a
12 vapor recovery system, unless the system thereon has been certified
13 by the state board and is installed and maintained in compliance
14 with the state board's requirements for certification. Tank vehicles
15 used exclusively to service gasoline storage tanks ~~which that~~ are
16 not required to have gasoline vapor ~~controls~~ *controls, including*
17 *but not limited to, motor vehicle fuel tanks equipped with onboard*
18 *refueling vapor recovery systems,* are exempt from the certification
19 requirement.

20 (h) Performance standards of ~~any a~~ district for cargo tank vapor
21 recovery systems on tank vehicles used to transport gasoline shall
22 be identical ~~with to~~ those adopted by the state board ~~therefor~~ and
23 ~~no a~~ district shall *not* adopt test procedures for, or require
24 certification of, cargo tank vapor recovery systems. ~~No~~ A district
25 ~~may shall not~~ impose any fees on, or require any permit of, tank
26 vehicles with vapor recovery systems. However, ~~nothing in this~~
27 ~~section shall be construed to~~ *does not* prohibit a district from
28 inspecting and testing cargo tank vapor recovery systems on tank
29 vehicles for the purposes of enforcing this section or any rule and
30 regulation adopted ~~thereunder pursuant to this section that are~~ *is*
31 applicable to ~~such those~~ systems and to the loading and unloading
32 of cargo tanks on tank vehicles.

33 (i) The Legislature hereby declares that the purposes of this
34 section regarding cargo tank vapor recovery systems on tank
35 ~~vehicles~~ *vehicles, including but not limited to, a system or system*
36 *component of a mobile fueling on-demand tank vehicle, as defined*
37 *in paragraph (2) of subdivision (f) of Section 41950,* are ~~(1) (I)~~ to
38 remove from the districts the authority to certify, except as
39 specified in subdivision (b), ~~such those~~ systems and to charge fees
40 ~~therefor, for certification,~~ and ~~(2) (II)~~ to grant ~~such~~ authority to

1 the state ~~board, which shall~~ *board* to have the primary
2 responsibility to assure that ~~such~~ *those* systems are operated in
3 compliance with its standards and procedures adopted pursuant to
4 subdivision (a).

5 (j) *For purposes of this section, a “vapor recovery system of a*
6 *cargo tank on a tank vehicle used to transport gasoline” shall*
7 *include, but is not limited to, a system or system component of a*
8 *mobile fueling on-demand tank vehicle, as defined in paragraph*
9 *(2) of subdivision (f) of Section 41950, used to load, transport,*
10 *and transfer motor vehicle fuel directly from an onboard cargo*
11 *tank into a motor vehicle fuel tank.*

12 SEC. 4. No reimbursement is required by this act pursuant to
13 Section 6 of Article XIII B of the California Constitution because
14 the only costs that may be incurred by a local agency or school
15 district will be incurred because this act creates a new crime or
16 infraction, eliminates a crime or infraction, or changes the penalty
17 for a crime or infraction, within the meaning of Section 17556 of
18 the Government Code, or changes the definition of a crime within
19 the meaning of Section 6 of Article XIII B of the California
20 Constitution.

LEGISLATIVE COMMITTEE
MEETING OF 04/15/2020

o



SUMMARY

Requires the California Interscholastic Federation (CIF) to cooperate with the Department of Education as members of the statewide air quality working group, to develop, communicate and maintain recommendations relating to air quality and its impact on athletic activity for schools.

BACKGROUND

Particle pollution is linked to a number of health problems, including coughing, wheezing, reduced lung function, asthma attacks, heart attacks, and strokes. Numerous studies have found that children are at higher risk than adults for adverse health effects caused by air pollution. The United States Environmental Protection Agency Air Quality Index (AQI) recognizes that children are a “sensitive group” requiring heightened awareness of air quality and early removal from pollutants to reduce unhealthy exposure. In addition to children, studies have found athletes are also at elevated risk of illness caused by air pollution due to higher breathing volume and taking of deeper breaths through their mouths, bypassing the body’s natural nasal filtration.

Over the last decade, devastating wildfires have ravaged communities and school districts in every corner of this state, blanketing entire regions of California with thick, unhealthy smoke. In response to this challenge, in 2019, leaders from the education, air quality, and public health communities established a working group to develop state guidance regarding air quality for California’s 1,026 school districts during wildfire smoke days.

PROBLEM

For California’s college athletes, the NCAA recommends, “attentive monitoring of local AQI and associated air quality alerts, especially at times of extreme environmental conditions,” and “removing athletes from exposure in accordance with AQI guidance.” They suggest that member school’s “emergency plans should guide the emergency care response in these circumstances.” However, California’s secondary-school coaches and athletes governed by the CIF do not have statewide guidance for air quality emergencies and prevention of pollution related illness.

SOLUTION

Require the CIF to cooperate with the Department of Education as members of the statewide air quality working group, to develop and maintain recommendations relating to air quality and its impact on athletic activity for schools, including athletic practice, training and scheduled sporting events and further require schools to ensure that the administrators, staff, and coaches know of and adhere to the CIF air quality educational materials and recommendations.

SUPPORT

None known.

OPPOSITION

None known.

ASSEMBLY BILL**No. 2498****Introduced by Assembly Member Chu**

February 19, 2020

An act to amend Section 33353 of the Education Code, relating to interscholastic athletics.

LEGISLATIVE COUNSEL'S DIGEST

AB 2498, as introduced, Chu. Interscholastic athletics: California Interscholastic Federation: air quality activity recommendations.

If a school district or charter school elects to offer any interscholastic athletic program, existing law requires the school district or charter school to ensure that there is a written emergency action plan in place, and posted as specified.

Existing law describes the California Interscholastic Federation (CIF) as a voluntary organization that consists of school and school-related personnel with responsibility for administering interscholastic athletic activities in secondary schools, and sets forth the Legislature's intent regarding the California Interscholastic Federation's implementation of certain policies.

This bill would add to the Legislature's intent policies that CIF shall cooperate with the State Department of Education to develop and maintain recommendations relating to air quality and its impact on athletic activity for schools, post on its internet website air quality activity recommendations for schools and air quality education materials, and require schools, as a condition of CIF membership, to ensure that their existing written emergency action plans educate administrators, staff, and coaches on air quality activity recommendations and education materials made available on CIF's internet website.

Vote: majority. Appropriation: no. Fiscal committee: no.
State-mandated local program: no.

The people of the State of California do enact as follows:

- 1 SECTION 1. The Legislature finds and declares all of the
2 following:
- 3 (a) Particle pollution is linked to a number of health problems,
4 including coughing, wheezing, reduced lung function, asthma
5 attacks, heart attacks, and strokes.
- 6 (b) Numerous studies have found that children are at higher risk
7 than adults for adverse health effects caused by air pollution.
- 8 (c) The United States Environmental Protection Agency’s Air
9 Quality Index (AQI) recognizes that children are a “sensitive
10 group” requiring heightened awareness of air quality and early
11 removal from pollutants to reduce unhealthy exposure.
- 12 (d) In addition to children, studies have found athletes are also
13 at an elevated risk of illness caused by exposure to air pollution
14 due to higher breathing volume and the taking of deeper breaths
15 through their mouths, bypassing the body’s natural nasal filtration.
- 16 (e) Smoke from massive wildfires in Australia caused at least
17 one player to collapse on the court at the 2020 Australian Open,
18 and other competitors to withdraw from their matches.
- 19 (f) Particle pollution comes from many different types of
20 sources, including industrial processes, woodstoves, and wildfires.
- 21 (g) Over the last decade, devastating wildfires have ravaged
22 communities and school districts in every corner of the state,
23 blanketing entire regions of the state with thick, unhealthy smoke.
- 24 (h) In response to this challenge, in 2019, leaders from the
25 education, air quality, and public health communities established
26 a working group to develop state guidance regarding air quality
27 for the state’s 1,026 school districts during wildfire smoke days.
- 28 (i) For the state’s college athletes, the National Collegiate
29 Athletic Association recommends, “attentive monitoring of local
30 AQI and associated air quality alerts, especially at times of extreme
31 environmental conditions, and “removing athletes from exposure
32 in accordance with AQI guidance.” They suggest that member
33 school’s “emergency plans should guide the emergency care
34 response in these circumstances.”

1 (j) The state’s secondary school coaches and athletes have no
2 statewide guidance for handling air quality emergencies and
3 preventing air pollution-related illness.

4 SEC. 2. Section 33353 of the Education Code is amended to
5 read:

6 33353. (a) The California Interscholastic Federation is a
7 voluntary organization that consists of school and school-related
8 personnel with responsibility for administering interscholastic
9 athletic activities in secondary schools. It is the intent of the
10 Legislature that the California Interscholastic Federation, in
11 consultation with the department, implement the following policies:

12 (1) Give the governing boards of school districts specific
13 authority to select their athletic league representatives.

14 (2) Require that all league, section, and state meetings affiliated
15 with the California Interscholastic Federation be subject to the
16 notice and hearing requirements of the Ralph M. Brown Act
17 (Chapter 9 (commencing with Section 54950) of Part 1 of Division
18 2 of Title 5 of the Government Code).

19 (3) Establish a neutral final appeals body to hear complaints
20 related to interscholastic athletic policies.

21 (4) Provide information to parents and pupils regarding the state
22 and federal complaint procedures for discrimination complaints
23 arising out of interscholastic athletic activities.

24 (5) Comply with the California Public Records Act (Chapter
25 3.5 (commencing with Section 6250) of Division 7 of Title 1 of
26 the Government Code), and in doing so, as a third-party recipient
27 of pupil and school personnel information, be afforded the same
28 public records disclosure exemptions as are afforded to school
29 districts, in order to protect the confidentiality of pupil and school
30 personnel records and information.

31 (6) (A) *Cooperate with the department to develop and maintain*
32 *recommendations relating to air quality and its impact on athletic*
33 *activity for schools, including athletic practice and training, and*
34 *scheduled sporting event guidance.*

35 (B) *Post air quality activity recommendations for schools and*
36 *supporting air quality education materials on its internet website.*

37 (C) *As a condition of California Interscholastic Federation*
38 *membership, require schools to ensure that their existing written*
39 *emergency action plans, established pursuant to Section 35179.4,*
40 *educate administrators, staff, and coaches on, and require their*

1 *adherence to, air quality activity recommendations and education*
2 *materials made available on its internet website.*

3 (b) (1) The California Interscholastic Federation shall report
4 to the appropriate policy committees of the Legislature and the
5 Governor on its evaluation and accountability activities undertaken
6 pursuant to this section on or before January 1, 2023, and on or
7 before January 1 every seven years thereafter. This report shall
8 include, but not be limited to, the goals and objectives of the
9 California Interscholastic Federation with regard to, and the status
10 of, all of the following:

11 (A) The governing structure of the California Interscholastic
12 Federation, and the effectiveness of that governance structure in
13 providing leadership for interscholastic athletics in secondary
14 schools.

15 (B) Methods to facilitate communication with agencies,
16 organizations, and public entities whose functions and interests
17 interface with the California Interscholastic Federation.

18 (C) The quality of coaching and officiating, including, but not
19 limited to, professional development for coaches and athletic
20 administrators, and parent education programs.

21 (D) Gender equity in interscholastic athletics, including, but not
22 limited to, the number of male and female pupils participating in
23 interscholastic athletics in secondary schools, and action taken by
24 the California Interscholastic Federation in order to ensure
25 compliance with Title IX of the federal Education Amendments
26 of 1972 (20 U.S.C. Sec. 1681 et seq.).

27 (E) Health and safety of pupils, coaches, officials, and
28 spectators.

29 (F) The economic viability of interscholastic athletics in
30 secondary schools, including, but not limited to, the promotion
31 and marketing of interscholastic athletics.

32 (G) New and continuing programs available to pupil athletes.

33 (H) Awareness and understanding of emerging issues related
34 to interscholastic athletics in secondary schools.

35 (2) It is the intent of the Legislature that the California
36 Interscholastic Federation accomplish all of the following:

37 (A) During years in which the California Interscholastic
38 Federation is not required to report to the Legislature and the
39 Governor pursuant to paragraph (1), it shall hold a public comment

1 period relating to that report at three regularly scheduled federation
2 council meetings per year.

3 (B) Annually allow public comment on the policies and practices
4 of the California Interscholastic Federation at a regularly scheduled
5 federation council meeting.


6 (C) Require sections of the California Interscholastic Federation
7 to allow public comment on the policies and practices of the
8 California Interscholastic Federation and its sections, and the report
9 required pursuant to paragraph (1), at each regularly scheduled
10 section meeting.

11 (D) Engage in a comprehensive outreach effort to promote the
12 public hearings described in subparagraphs (A) and (C).

13 (3) Upon receiving a report from the California Interscholastic
14 Federation pursuant to paragraph (1), the appropriate policy
15 committees of the Legislature shall hold a joint hearing at which
16 the California Interscholastic Federation shall testify and members
17 of the public shall be encouraged to testify on information in the
18 report, including, but not limited to, the information required in
19 paragraph (1).

LEGISLATIVE COMMITTEE
MEETING OF 04/15/2020

o



AB 3217: Know Your Oil

Summary:

AB 3217 would require disclosure of information, via crude oil assays, that is critical to understanding the environmental impact of oil produced and refined in California. Crude oil assays disclose the unique molecular and chemical characteristics of crude oils, which are essential to understanding their environmental impact. Additionally, AB 3217 would direct the California Air Resources Board (ARB) to assess total well-to-wheel life cycle greenhouse gas emissions associated with California-produced oils.

This information would provide California policy makers and communities with tools they need to effectively understand, manage, and mitigate the impact of the state's oil industry; and would give communities near refineries essential information about the crudes processed there.

Background:

Crude oils vary widely in both their carbon impact and their harmful pollutant content. California oils include some of the most carbon intense in the world, rivaling Canadian tar sands crudes.

However, California currently has very little information available about either the carbon intensity or pollutant content of crude oils produced and refined here. For crude oils that are widely traded internationally, producers frequently generate and publish assays of the oils which they publish as part of their marketing to refiners. But since California crudes are refined in state, these assays are not created or published on any consistent basis. Thus, California regulatory agencies are forced to rely on a smattering of assays that are in some cases decades old, and do not reflect the diversity of crudes within large production fields. While the California Energy Commission currently collects some limited data regarding crude oil, there is no provision requiring the consistent disclosure of complete crude oil data by petroleum producers and refiners.

Crude oil assays contain information from which one can determine the lifecycle carbon footprint of the oil – which can vary widely even within an oil field. Heavy oils generate substantially more emissions in production and refining, as

well as significantly more petroleum coke (petcoke) as an end product – which is too dirty to burn in many US industries, so it is shipped out of California by refineries in huge amounts. Assays also indicate which oils are high in contaminants, which generate air pollution and can lead to dangerous corrosion hazards in refineries.

Having a complete set of assay data available would enable California regulators to more effectively implement the regulatory tools available now, such as the low carbon fuel standard (LCFS) and the AB 32 greenhouse gas emissions inventory. It would also enable the state to develop better strategies for calculating and mitigating the impact of the remaining years of California crude oil production, and keep refinery communities informed regarding impacts of the oil being processed in their midst.

Additionally, while federal agencies evaluating oil and gas production routinely present a life cycle greenhouse gas emissions accounting as part of their environmental review, California agencies have not done so. While the LCFS and AB 32 present a partial inventory of California's crude oil-related emissions, neither is designed to be a complete life cycle assessment based on crude-specific data. Hence, California currently lacks a complete and accurate picture of the greenhouse gas footprint of its crude oil industry.

This bill:

Specifically, this bill:

1. Directs oil producers and oil refiners in California to regularly disclose assays to ARB that include all relevant information about their oil,
2. Requires ARB to make these assays publically information, and
3. Requires ARB to generate, in cooperation with the California Geologic Energy Management Division a full life cycle greenhouse gas assessment of each assayed California-produced crude oil

Support:

Communities for a Better Environment (Co-Sponsor)
Natural Resources Defense Council (Co-Sponsor)

Contact:

Raquel Mason

Raquel.Mason@asm.ca.gov | 916.319.2078

LEGISLATIVE COMMITTEE
MEETING OF 04/15/2020

ASSEMBLY BILL**No. 3217****Introduced by Assembly Member Gloria**

February 21, 2020

An act to add Section 39735 to the Health and Safety Code, relating to greenhouse gases.

LEGISLATIVE COUNSEL'S DIGEST

AB 3217, as introduced, Gloria. Greenhouse gases: crude oil emissions.

Existing law establishes the State Air Resources Board as the state agency charged with monitoring and regulating sources of greenhouse gas emissions. Existing law requires the board to make available, and update at least annually, on its internet website the emissions of greenhouse gases, criteria pollutants, and toxic air contaminants for certain facilities in the state, and to annually present an informational report to a specific legislative committee on the reported emissions of greenhouse gases, criteria pollutants, and toxic air contaminants from certain energy and industry sectors, as prescribed.

This bill would require, no later than December 31, 2023, the state board, in cooperation with the Geologic Energy Management Division in the Department of Conservation and the State Energy Resources Conservation and Development Commission, to complete and publish an analysis of the life-cycle greenhouse gas emissions associated with crude oil produced in the state, as prescribed. The bill would require the state board to make a draft of the completed analysis and all supporting data, as specified, available for public comment.

The bill would require, on or before January 1, 2021, and annually thereafter, that all operators that have received authorization from the

Geologic Energy Management Division to drill, redrill, deepen, or rework a crude oil production well within the state, where the well remains in operation, to deliver to the state board a multicut assay, as defined, for each oil field in which the activity has been authorized, or, in certain circumstances, for each production pool in such field. The bill would also require, beginning January 1, 2021, that the owner or operator of a refinery, as defined, deliver to the state board an annual report that includes specified information regarding the crude oil processed by the refinery. The bill would require the state board to post certain information it receives from refinery owners or operators on its internet website.

Vote: majority. Appropriation: no. Fiscal committee: yes. State-mandated local program: no.

The people of the State of California do enact as follows:

- 1 SECTION 1. Section 39735 is added to the Health and Safety
- 2 Code, to read:
- 3 39735. (a) For purposes of this section, the following
- 4 definitions shall apply:
- 5 (1) "Life-cycle emissions" means all emissions associated with
- 6 production, processing, refining, shipping, petroleum product
- 7 transportation, end uses, and disposal of a crude oil and its
- 8 associated gas, all derivative products, and wastes.
- 9 (2) "Multicut assay" means determination by a qualified
- 10 laboratory of both of the following:
- 11 (A) The characteristics of a crude oil type, including gravity,
- 12 density, chemical content, including sulfur, nitrogen, and hydrogen,
- 13 volume and mass flow, microcarbon or Conradson carbon residue,
- 14 and viscosity for vacuum residuum. Each of these parameters shall
- 15 be assessed at a range of cut temperatures that shall include at
- 16 minimum the following nine set points in degrees Centigrade: 80,
- 17 180, 290, 343, 399, 454, 525, 525 plus, and 399 plus, where "plus"
- 18 indicates the highest temperature at which 100 percent of the crude
- 19 oil has been distilled.
- 20 (B) Levels of benzene, nickel, vanadium, selenium, acidity,
- 21 viscosity, mercury, microcarbon or Conradson carbon residue, and
- 22 any other crude oil characteristics or constituents that the state
- 23 board identifies as pertinent to protection of health, safety, or the
- 24 environment, assessed on the whole crude.

1 (b) No later than December 31, 2023, the state board, in
2 cooperation with the Geologic Energy Management Division in
3 the Department of Conservation and the State Energy Resources
4 Conservation and Development Commission, shall complete and
5 publish an analysis of the life-cycle greenhouse gas emissions
6 associated with crude oil produced in the state. The analysis shall
7 include the following elements and any other elements deemed
8 appropriate and necessary by the state board:

9 (1) Quantification of the per-barrel life-cycle emissions of
10 greenhouse gases, as defined in Section 38505 of the Health and
11 Safety Code, from each of the crude oil types produced in
12 California.

13 (A) The analysis shall separately identify the life-cycle emissions
14 of greenhouse gases associated with each crude oil production
15 field in California, or with each production pool in any such field
16 to the extent the state board determines necessary pursuant to
17 subdivision (c) to address variations in crude oil characteristics
18 within a production field.

19 (B) The analysis shall employ a methodology that considers the
20 characteristics of the crude oil from each assessed production field
21 or pool, as reflected in the multicut assays referenced in subdivision
22 (c) of this section and any other relevant information.

23 (2) Identification of data gaps in the life cycle analysis.

24 (3) Assessment of the social costs, as defined in Section 38506,
25 of the life-cycle emissions of greenhouse gases associated with
26 each assessed production field or pool.

27 (4) Criteria that may be used to establish thresholds of
28 significance that could be applied in a determination of significance
29 pursuant to Section 21082.2 of the Public Resources Code for
30 life-cycle greenhouse gas impacts or emissions associated with oil
31 production and refining in California. In determining these criteria,
32 the state board shall consider all of the following:

33 (A) The cumulative greenhouse gas impacts of crude oil
34 production and refining in the state.

35 (B) State, local, national, and international greenhouse gas
36 reduction targets.

37 (C) The social costs of greenhouse gases as determined pursuant
38 to paragraph (3).

39 (D) Other factors the state board finds appropriate.

1 (5) Identification of means to reduce life-cycle emissions of
2 greenhouse gases associated with production and refining of crude
3 oil in the state, including direct reductions in process emissions
4 and reductions in the volume of production or refining of particular
5 types of crude oil.

6 (c) On or before January 1, 2021, and annually thereafter, all
7 operators that have received authorization from the Geologic
8 Energy Management Division in the Department of Conservation
9 to drill, redrill, deepen, or rework a crude oil production well within
10 the state, where the well remains in operation, shall deliver to the
11 state board a multicut assay for each oil field in which such activity
12 has been authorized, or for each production pool in such field to
13 the extent the state board determines that variations in crude
14 characteristics may exist within a production field sufficient to
15 affect the life-cycle emissions analysis to be prepared pursuant to
16 subdivision (b). Operators shall further deliver to the state board
17 any additional multicut assays that the state board determines are
18 necessary.

19 (d) Beginning January 1, 2021, the owner or operator of a
20 refinery, as defined in Section 25128 of the Public Resources Code,
21 shall deliver to the state board an annual report that shall include
22 both of the following:

23 (1) The volume of each crude oil identified by trade name, and
24 each blend that includes such oil, processed at the refinery during
25 the reporting period.

26 (2) A multicut assay for each crude oil or blend reported
27 pursuant to paragraph (1) that was produced in whole or part
28 outside the state.

29 (e) The state board shall promptly post all multicut assays
30 received pursuant to subdivision (c) or (d) on its internet website.

31 (f) The state board shall provide opportunities for public
32 participation in development of the life cycle emissions analysis
33 required pursuant to subdivision (b) and shall make a draft of the
34 completed analysis available for public comment. Upon the release
35 of the draft life-cycle emissions analysis, the state board shall make
36 available to the public all supporting data to the extent release of
37 the data is not prohibited by law.

O

SENATE BILL**No. 1122****Introduced by Senator Skinner**

February 19, 2020

An act to amend Section 400.3 of the Public Utilities Code, relating to energy.

LEGISLATIVE COUNSEL'S DIGEST

SB 1122, as introduced, Skinner. Green electrolytic hydrogen.

Under existing law, the Public Utilities Commission (PUC) has regulatory authority over public utilities, including electrical corporations, while local publicly owned electric utilities are under the direction of their governing boards. Existing law requires the PUC and the State Energy Resources Conservation and Development Commission (Energy Commission) to undertake specified actions to advance the state's clean energy and pollution reduction objectives, including, where feasible, cost effective, and consistent with other state policy objectives, increasing the use of large- and small-scale energy storage with a variety of technologies. Existing law specifies that green electrolytic hydrogen, as defined, is one of these energy storage technologies to be targeted for increased use and requires the PUC, State Air Resources Board (state board), and Energy Commission to consider green electrolytic hydrogen an eligible form of energy storage, and to consider other potential uses of green electrolytic hydrogen.

Existing law requires the PUC to identify a diverse and balanced portfolio of resources needed to ensure a reliable electricity supply that provides optimal integration of renewable energy resources in a cost-effective manner. Existing law requires that the portfolio rely upon zero carbon-emitting resources to the maximum extent reasonable and be designed to achieve any statewide limit on emissions of greenhouse

gases established by the state board pursuant to the California Global Warming Solutions Act of 2006.

This bill would require the PUC to consider green electrolytic hydrogen to be a zero carbon-emitting resource for purposes of identifying a diverse and balanced portfolio of resources needed to ensure a reliable electricity supply that provides optimal integration of renewable energy resources in a cost-effective manner.

Existing law establishes a policy of the state that eligible renewable energy resources and zero-carbon resources supply 100% of retail sales of electricity to California end-use customers and 100% of electricity procured to serve all state agencies by December 31, 2045. Existing law requires the PUC, Energy Commission, and state board to utilize programs authorized under existing statutes to achieve this policy.

This bill would require that the PUC, state board, and Energy Commission consider green electrolytic hydrogen to be a zero-carbon resource for these purposes.

Vote: majority. Appropriation: no. Fiscal committee: no.
State-mandated local program: no.

The people of the State of California do enact as follows:

- 1 SECTION 1. Section 400.3 of the Public Utilities Code is
- 2 amended to read:
- 3 400.3. The commission, State Air Resources Board, and Energy
- 4 Commission shall consider green electrolytic hydrogen an eligible
- 5 form of energy ~~storage~~, *storage, a zero carbon-emitting resource*
- 6 *pursuant to Section 454.51, and a zero-carbon resource pursuant*
- 7 *to Section 454.53, and shall consider other potential uses of green*
- 8 electrolytic hydrogen.

O



SENATOR JIM BEALL

SB 858 Backup Generators

Co-Authors: Senator Nielsen Assembly Member Rivas

ISSUE

The California Energy Commission has the statutory responsibility to certify thermal power plants with a generating capacity of 50 megawatts or more that supply reliable electricity for the state's general welfare. In the last decade, digital data centers have increasingly installed backup diesel generators that cumulatively meet and exceed the 50-megawatt jurisdictional threshold.

Tech companies and other business throughout the state need generators for back-up power to ensure that they can maintain function and security in the event of a power outage, natural disaster, or public safety power shut off. Currently, substantive inspections and oversight of these less than 50 MW generators is happening at the local level.

BACKGROUND

Under the Warren-Alquist Act of 1974, the Energy Commission has the statutory responsibility to certify and ensure compliance of thermal power plants that supply reliable electricity for the state's general welfare. Current statute defines a thermal power plant as "any stationary or floating electrical generating facility using any source of thermal energy, with a generating capacity of 50 megawatts or more, and any facilities appurtenant thereto." Backup generators meet this definition.

What was not anticipated when the legislation passed was the creation of the tech industries and large data centers. These centers hold the data for millions of users across the globe and it is essential that they remain operational at all times. Tech and data companies are a large part of the Silicon Valley, Bay Area and California economies. Their ability to promise secure and rapidly updating data is a core function of these businesses. These centers employ backup generators to ensure reliable power and are subject to regional oversight. Backup generators protect sensitive data in cases of natural or unnatural disasters as well as public safety

power shut offs. This backup power is only used if the companies' standard power supply is threatened.

Currently, by statute, backup generators with more than 50 MW of generating capacity are subject to regulation by the Energy Commission. Emergency generators at data centers do not enhance public safety in terms of electricity supply reliability because they are fully isolated from the regional and local electric grid, and cannot be dispatched beyond the data center in response to a system disruption. Conducting comprehensive assessments of backup generators, which do not affect the electric grid does not align with the Energy Commission's mandate to ensure the state's electricity reliability, nor effectively use staff and resources.

As businesses in California cope with natural disaster and power shut off risks, it is important that they are able to acquire reliable backup power to serve their customers.

THIS BILL

SB 858 will ensure the Energy Commission retains jurisdiction over only those projects that ensure the state's electricity supply and grid reliability. The statutory change will clarify the Energy Commission's jurisdiction and allow local agencies to utilize their processes to efficiently permit backup generation that is functionally isolated at its installed site.

SUPPORT

City of Gilroy
Gilroy Chamber of Commerce
Equinix

FOR MORE INFORMATION

Fred Williams
Office of Senator Jim Beall
(916) 651-4015
Fred.williams@sen.ca.gov

AMENDED IN SENATE APRIL 3, 2020

SENATE BILL**No. 858**

Introduced by Senator Beall
(Coauthors: Senators Morrell and Nielsen)
(Coauthor: Assembly Member Robert Rivas)

January 14, 2020

An act to amend Section 25120 of, and to add Section 21097 to the Public Resources Code, relating to thermal powerplants.

LEGISLATIVE COUNSEL'S DIGEST

SB 858, as amended, Beall. Thermal powerplants: exemption: emergency backup and standby generators: data centers.

Existing law requires a person proposing to construct a thermal powerplant, which is defined as a electrical generating facility using a source of thermal energy, with a generating capacity of 50 megawatts or more to obtain a certification from the State Energy Resources Conservation and Development Commission.

This bill would exclude from the definition of a thermal powerplant subject to the jurisdiction of the commission an emergency backup or stationary standby generator that is not connected to the electrical grid and that is constructed, operated, or modified to provide immediate electrical power to maintain the operations of a data center in the event of an outage of electricity from the electrical grid.

The California Environmental Quality Act (CEQA) requires a lead agency, as defined, to prepare, or cause to be prepared, and certify the completion of an environmental impact report on a project that it proposes to carry out or approve that may have a significant effect on the environment or to adopt a negative declaration if it finds that the project will not have that effect. CEQA also requires a lead agency to

prepare a mitigated negative declaration for a project that may have a significant effect on the environment if revisions in the project would avoid or mitigate that effect and there is no substantial evidence that the project, as revised, would have a significant effect on the environment.

This bill would designate the local land use authority with jurisdiction to approve emergency backup or standby generators described above as the lead agency for purposes of CEQA. By designating local land use authorities as lead agencies, this bill would impose a state-mandated local program.

The California Constitution requires the state to reimburse local agencies and school districts for certain costs mandated by the state. Statutory provisions establish procedures for making that reimbursement.

This bill would provide that no reimbursement is required by this act for a specified reason.

Vote: majority. Appropriation: no. Fiscal committee: yes.
State-mandated local program: ~~no~~ yes.

The people of the State of California do enact as follows.

1 SECTION 1. Section 21097 is added to the Public Resources
2 Code, to read:

3 21097. For purposes of this division, a local land use authority
4 with jurisdiction to approve emergency backup or standby
5 generators that are not under the jurisdiction of the State Energy
6 Resources Conservation and Development Commission pursuant
7 to subdivision (b) of Section 25120 is the lead agency for those
8 approvals.

9 SECTION 1.

10 SEC. 2. Section 25120 of the Public Resources Code is
11 amended to read:

12 25120. (a) "Thermal powerplant" means any stationary or
13 floating electrical generating facility using any source of thermal
14 energy, with a generating capacity of 50 megawatts or more, and
15 any facilities appurtenant thereto. Exploratory, development, and
16 production wells, resource transmission lines, and other related
17 facilities used in connection with a geothermal exploratory project
18 or a geothermal field development project are not appurtenant
19 facilities for the purposes of this division.

1 (b) “Thermal powerplant” does not include any wind,
2 hydroelectric, solar photovoltaic electrical generating facility, or
3 any emergency backup or standby generator that is not connected
4 to the electrical grid and that is constructed, operated, or modified
5 to provide immediate electrical power to maintain operations of a
6 data center in the event of an outage of electricity from the
7 electrical grid.

8 *SEC. 3. No reimbursement is required by this act pursuant to*
9 *Section 6 of Article XIII B of the California Constitution because*
10 *a local agency or school district has the authority to levy service*
11 *charges, fees, or assessments sufficient to pay for the program or*
12 *level of service mandated by this act, within the meaning of Section*
13 *17556 of the Government Code.*

LEGISLATIVE COMMITTEE
MEETING OF 04/15/2020

o

AGENDA 2V - ATTACHMENT

BILL #	AUTHOR	SUBJECT	Last Status	Notes	Position	Priority (Low/Medium/High)	PSPS Related List
AB 126	Cooper	Air Quality Improvement Program: Clean Vehicle Rebate Project.	Senate - Transportation			LOW	
AB 291	Chu	Local Emergency Preparedness and Hazard Mitigation Fund.	Senate - Pending Referral			LOW	
AB 345	Muratsuchi	Natural resources: environmental justice: oil and gas: regulation of operations.	Senate - Pending Referral			LOW	
AB 352	Garcia, Eduardo	Wildfire Prevention, Safe Drinking Water, Drought Preparation, and Flood Protection Bond Act of 2020.	Senate - Environmental Quality			MEDIUM	
AB 409	Limón	Climate change: agriculture: Agricultural Climate Adaptation Tools Program: grants.	Senate - Appropriations			LOW	
AB 464	C. Garcia	California Global Warming Solutions Act of 2006.	Senate - Pending Referral			LOW	
AB 839	Mullin	Climate adaptation strategy: strategic resiliency framework: Resiliency through Adaptation, Economic Vitality, and Equity Account.	Senate - Appropriations			LOW	
AB 1002	Quirk-Silva	California Global Warming Solutions Act of 2006: Low-Carbon Fuel Standard regulations: Greenhouse Gas Reduction Fund.	Senate - Rules			LOW	
AB 1071	Limón	Climate change: agriculture: Agricultural Climate Adaptation Tools Program: grants.	Senate - Pending Referral			LOW	
AB 1112	Friedman	Shared mobility devices: local regulation.	Senate - Transportation			LOW	
AB 1142	Friedman	Regional transportation plans: transportation network companies.	Senate - Appropriations			LOW	
AB 1276	Bonta	Local redistricting.	Senate - Pending Referral			LOW	
AB 1350	Gonzalez	Free youth transit passes: eligibility for state funding.	Senate - Pending Referral			LOW	
AB 1406	O'Donnell	Alternative and Renewable Fuel and Vehicle Technology Program.	Senate - Appropriations			LOW	
AB 1424	Berman	Electric Vehicle Charging Stations Open Access Act.	Senate - Appropriations			LOW	
AB 1441	Levine	Oil and gas: development.	Senate - Pending Referral			LOW	
AB 1567	Aguiar-Curry	Organic waste: scoping plan.	Senate - Pending Referral			LOW	
AB 1714	Aguiar-Curry	Emissions limitations: wine fermentation.	Senate - Environmental Quality		Oppose	HIGH	
AB 1839	Bonta	Climate change: California Green New Deal.	Assembly - Pending Referral			MEDIUM	
AB 1915	Chu	Electrical corporations: deenergization events.	Assembly - Utilities and Energy			LOW	PSPS Related
AB 1917	Ting	Budget Act of 2020.	Assembly - Budget			HIGH	
AB 1920	Boerner Horvath	Climate change: California Climate Adaptation Center and Regional Support Network.	Assembly - Pending Referral	Intent Bill		LOW	
AB 1922	Rivas, Luz	Pupil instruction: science requirements: climate change.	Assembly - Education			LOW	
AB 1942	Gallagher	Forestry and fire protection: reduction of emissions of greenhouse gases.	Assembly - Natural Resources			LOW	
AB 1972	Voepel	Vehicular air pollution.	Assembly - Transportation		Propose Oppose	HIGH	
AB 1991	Friedman	Transit and Intercity Rail Capital Program: passenger tramway.	Assembly - Transportation			LOW	
AB 1992	Friedman	Transportation: transportation infrastructure: climate change.	Assembly - Transportation	Intent Bill		LOW	
AB 2031	Rivas, Luz Friedman	School Pavement to Parks Grant Program.	Assembly - Education			LOW	
AB 2057	Chiu	San Francisco Bay area: public transportation.	Assembly - Pending Referral			MEDIUM	
AB 2089	Rivas, Luz	Resilient Economies and Community Health Pilot Program.	Assembly - Natural Resources			MEDIUM	

BILL #	AUTHOR	SUBJECT	Last Status	Notes	Position	Priority (Low/Medium/High)	PSPS Related List
AB 2145	Ting	Transportation electrification: vehicle charging stations.	Assembly - Pending Referral	Intent Bill		MEDIUM	
AB 2148	Quirk	Climate change: adaptation: regional climate adaptation planning groups: regional climate adaptation plans.	Assembly - Natural Resources	Intent Bill		LOW	
AB 2162	O'Donnell	School facilities: indoor air quality.	Assembly - Education			MEDIUM	
AB 2168	McCarty	Planning and zoning: electric vehicle charging stations: permit application: approval.	Assembly - Local Government			LOW	
AB 2178	Levine	Emergency services.	Assembly - Governmental Organization			LOW	PSPS Related
AB 2182	Rubio, Blanca	Emergency backup generators: water and wastewater facilities: exemption.	Assembly - Utilities and Energy	ACWA Bill	Propose Oppose	HIGH	PSPS Related
AB 2215	Chau	Service stations: definition: electric vehicle charging stations.	Assembly - Transportation			LOW	
AB 2225	Grayson	Smog check: exemption: historic vehicles.	Assembly - Transportation		Propose Oppose	HIGH	
AB 2241	Calderon	State Air Resources Board: report.	Assembly - Pending Referral	Spot Bill		LOW	
AB 2260	Fong	Vehicles: registration fraud.	Assembly - Transportation			MEDIUM	
AB 2262	Berman	Regional transportation plans: sustainable communities strategies: zero-emission vehicle readiness plan.	Assembly - Transportation			LOW	
AB 2331	Muratsuchi	Greenhouse gases: aviation sector: reporting.	Assembly - Natural Resources			LOW	
AB 2371	Friedman	Climate change: adaptation.	Assembly - Natural Resources			LOW	
AB 2421	Quirk	Land use: permitting: wireless communications.	Assembly - In Desk Process			MEDIUM	PSPS Related
AB 2441	Rivas, Luz	Climate change: Safeguarding California Plan.	Assembly - Natural Resources			MEDIUM	
AB 2446	Bonta	Cement plants.	Assembly - Natural Resources			LOW	
AB 2455	Medina	Natural gas and electric battery vehicles: weight limits.	Assembly - Transportation			LOW	
AB 2475	Flora	Electrical corporations: electrical grid monitoring equipment pilot program.	Assembly - Utilities and Energy			LOW	PSPS Related
AB 2498	Chu	Interscholastic athletics: California Interscholastic Federation: air quality activity recommendations.	Assembly - Education		Propose Support	HIGH	
AB 2539	Bigelow	Electrical corporations: deenergization events: elections.	Assembly - Utilities and Energy			LOW	PSPS Related
AB 2566	Garcia, C.	Consumption-based greenhouse gas inventory.	Assembly - In Desk Process			LOW	
AB 2577	Chiu	Environmental protection: vulnerable population: identification.	Assembly - Natural Resources			MEDIUM	
AB 2585	Chau	California-China Climate Institute.	Assembly - Pending Referral			LOW	
AB 2587	McCarty	Local planning.	Assembly - Pending Referral	Spot Bill		LOW	
AB 2612	Maienschein	Greenhouse Gas Reduction Fund: recycling: appropriation.	Assembly - Natural Resources			LOW	
AB 2621	Mullin	Climate resiliency.	Assembly - Pending Referral			LOW	
AB 2653	Kalra	Smart climate agriculture.	Assembly - Pending Referral			LOW	
AB 2667	Boerner Horvath	Air Quality Improvement Program: Clean Vehicle Rebate Project: electric bicycles.	Assembly - Pending Referral	Intent Bill		MEDIUM	
AB 2698	Gray	High-Speed Rail Authority: trains powered by fossil fuel combustion engines.	Assembly - Transportation			LOW	
AB 2737	Garcia, C.	Community emissions reduction programs.	Assembly - Natural Resources			HIGH	

BILL #	AUTHOR	SUBJECT	Last Status	Notes	Position	Priority (Low/Medium/High)	PSPS Related List
AB 2766	Gray	Vehicles: retirement and replacement.	Assembly - Transportation			MEDIUM	
AB 2772	Reyes	Alternative and Renewable Fuel and Vehicle Technology Program.	Assembly - Transportation	CalStart Bill		MEDIUM	
AB 2789	Kamlager	State Energy Resources Conservation and Development Commission: distributed energy resources: study.	Assembly - Utilities and Energy			LOW	PSPS Related
AB 2792	Quirk	Mobile fueling on-demand tank vehicles.	Assembly - Transportation Assembly - Natural Resources		Propose Oppose	HIGH	
AB 2824	Bonta	San Francisco-Oakland Bay Bridge: public transit: greenhouse gases.	Assembly - Pending Referral	Intent Bill		MEDIUM	
AB 2831	Flora	Greenhouse gas reduction: carbon sequestration.	Assembly - Pending Referral	Intent Bill		LOW	
AB 2832	Garcia, C.	Greenhouse gases: carbon neutrality.	Assembly - Natural Resources			LOW	
AB 2860	O'Donnell	California Clean Truck, Bus, and Off-Road Vehicle and Equipment Technology Program.	Assembly - Transportation			MEDIUM	
AB 2866	Garcia, Eduardo	Vehicular air pollution: Clean Fleet Program.	Assembly - Transportation			MEDIUM	
AB 2882	Chu	Hazardous emissions and substances: schoolsites: private and charter schools.	Assembly - Education		Support Sponsor	HIGH	
AB 2940	Quirk	Energy: hydrogen.	Assembly - Utilities and Energy			LOW	
AB 2954	Rivas, Robert	California Global Warming Solutions Act of 2006: climate goal: natural and working lands.	Assembly - Natural Resources			LOW	
AB 3021	Ting	School facilities: energy resilient schools: grant program.	Assembly - Education			LOW	
AB 3027	O'Donnell	California Global Warming Solutions Act of 2006: Low-Carbon Fuel Standard regulations.	Assembly - Natural Resources			LOW	
AB 3046	Mathis	The Energy, Environment, and Economy Council.	Assembly - Natural Resources			LOW	
AB 3100	Garcia, Eduardo	Self-generation incentive program.	Assembly - Pending Referral	Spot Bill		LOW	PSPS Related
AB 3109	Ting	State Air Resources Board: report.	Assembly - In Desk Process	Building Decarbonization		MEDIUM	
AB 3111	Gipson	Carl Moyer Memorial Air Quality Standards Attainment Program.	Assembly - Pending Referral	Spot Bill CNGVC		LOW	
AB 3128	Burke	Electricity: deenergization events: fuel cells.	Assembly - Pending Referral	Intent Bill		MEDIUM	PSPS Related
AB 3163	Salas	Biogas.	Assembly - Natural Resources			LOW	
AB 3211	Bauer-Kahan	Toxic air contaminants.	Assembly - Natural Resources Assembly - Transportation		Support Sponsor	HIGH	
AB 3217	Gloria	Greenhouse gases: crude oil emissions.	Assembly - Natural Resources		Propose Support	HIGH	
AB 3251	Bauer-Kahan	Electricity: resource adequacy requirements.	Assembly - Utilities and Energy			LOW	
AB 3256	Garcia, Eduardo	Climate risks: bond measure.	Assembly - Pending Referral			MEDIUM	
ACR 143	Quirk	Climate crisis.	Assembly - Natural Resources			LOW	
SB 43	Allen	Carbon intensity and pricing: retail products.	Assembly - Revenue and Taxation			LOW	
SB 45	Allen	Wildfire Prevention, Safe Drinking Water, Drought Preparation, and Flood Protection Bond Act of 2020.	Assembly - Pending Referral		Support	HIGH	
SB 59	Allen	California Transportation Commission: advisory committee: autonomous vehicle technology.	Assembly - Appropriations			LOW	
SB 69	Wiener	Ocean Resiliency Act of 2019.	Assembly - Appropriations			LOW	
SB 168	Wieckowski	Climate change: Chief Climate Resilience Officer.	Assembly - Appropriations			LOW	

BILL #	AUTHOR	SUBJECT	Last Status	Notes	Position	Priority (Low/Medium/High)	PSPS Related List
SB 278	Beall	Metropolitan Transportation Commission.	Assembly - Pending Referral	FASTER		MEDIUM	
SB 369	Hertzberg	Vehicle repair assistance program; safe parking program participants.	Assembly - Transportation			LOW	
SB 378	Wiener	Electrical corporations; deenergization events; procedures; allocation of costs; reports.	Assembly - Pending Referral			LOW	
SB 431	McGuire	Mobile telephony service base transceiver station towers; communications infrastructure; performance reliability standards.	Assembly - Communications and Conveyance			LOW	PSPS Related
SB 498	Hurtado	Trade Corridors Improvement Fund; grant program; short-line railroads.	Assembly - Transportation			LOW	
SB 515	Caballero	Public Utilities Commission; high hazard zone fuel; report.	Assembly - Appropriations			LOW	
SB 535	Moorlach	Greenhouse gases; wildfires and forest fires; air emissions.	Assembly - Appropriations			LOW	
SB 613	Stern	State agency greenhouse gas emission reduction report cards.	Assembly - Appropriations			LOW	
SB 629	McGuire	Air districts; hearing boards; notice requirements.	Assembly - Natural Resources			LOW	
SB 662	Archuleta	Green electrolytic hydrogen.	Assembly - Utilities and Energy			LOW	
SB 702	Hill	California Renewables Portfolio Standard Program; procurement.	Assembly - Pending Referral			LOW	
SB 801	Glazer McGuire	Electrical corporations; wildfire mitigation plans; deenergization; public safety protocol.	Senate - Energy, Utilities and Communications			MEDIUM	PSPS Related
SB 802	Glazer	Emergency backup generators; health facilities; permit operating condition exclusion.	Senate - Environmental Quality		Propose Oppose	HIGH	PSPS Related
SB 808	Mitchell	Budget Act of 2020.	Senate - Pending Referral			MEDIUM	
SB 858	Beall	Thermal powerplants; exemption; emergency backup and standby generators; data centers.	Senate - Energy, Utilities and Communications		Author Requested Support	MEDIUM	
SB 862	Dodd	Planned power outage; public safety.	Senate - Energy, Utilities and Communications			LOW	PSPS Related
SB 895	Archuleta	Energy; zero-emission fuel, infrastructure, and transportation technologies.	Senate - Energy, Utilities and Communications	Spot Bill		LOW	
SB 917	Wiener	California Consumer Energy and Conservation Financing Authority; eminent domain; Northern California Energy Utility District; Northern California Energy Utility Services.	Senate - Energy, Utilities and Communications			LOW	
SB 925	Glazer	Mobile telephony service base transceiver station towers; performance reliability standards.	Senate - Energy, Utilities and Communications			MEDIUM	PSPS Related
SB 964	Skinner	Chemicals; outdoor application; residential areas.	Senate - Rules	Spot Bill		MEDIUM	
SB 986	Allen	Coastal resources; new development; greenhouse gas emissions.	Senate - Natural Resources and Water			LOW	
SB 995	Atkins	Environmental quality; Jobs and Economic Improvement Through Environmental Leadership Act of 2011.	Senate - Environmental Quality			LOW	
SB 1020	Dahle	Income taxes; credits; generators.	Senate - Governance and Finance			LOW	PSPS Related
SB 1070	Leyva	Land use; general plans.	Senate - Rules			MEDIUM	
SB 1099	Dodd	Emergency backup generators; critical facilities; exemption.	Senate - Environmental Quality		Propose Oppose	HIGH	PSPS Related
SB 1113	Gonzalez, Lena	State Air Resources Board; report.	Senate - Rules	Spot Bill		LOW	
SB 1122	Skinner	Green electrolytic hydrogen.	Senate - Energy, Utilities and Communications		Author Requested Support	LOW	
SB 1164	Grove	Petroleum refineries; air monitoring systems.	Senate - Rules	Spot Bill		MEDIUM	
SB 1183	Hertzberg	Electric vehicle charging master plan.	Senate - Energy, Utilities and Communications			MEDIUM	
SB 1185	Moorlach	Natural gas powered generators; operation during deenergization events.	Senate - Environmental Quality		Propose Oppose	HIGH	PSPS Related

BILL #	AUTHOR	SUBJECT	Last Status	Notes	Position	Priority (Low/Medium/High)	PSPS Related List
SB 1195	Gonzalez, Lena	Vehicular air pollution: State Air Resources Board: regulations.	Senate - Rules	Spot Bill		MEDIUM	
SB 1207	Jackson	Skilled nursing facilities: backup power system.	Senate - Health			MEDIUM	PSPS Related
SB 1215	Stern	Electricity: microgrids: grant program.	Senate - Governmental Organization			LOW	PSPS Related
SB 1258	Stern	California Climate Technology and Infrastructure Financing Act.	Senate - Business, Professions and Economic Development			HIGH	
SB 1314	Dodd	Community Energy Resilience Act of 2020.	Senate - Natural Resources and Water	CCA		LOW	PSPS Related
SB 1320	Stern	Climate change: California Climate Change Assessment.	Senate - Natural Resources and Water			LOW	
SB 1321	Bradford	Transportation electrification: electric vehicles: grid integration.	Senate - Energy, Utilities and Communications			LOW	
SB 1323	Skinner	Carbon sequestration: state goals: natural and working lands: registry of projects.	Senate - Environmental Quality			LOW	
SB 1330	Umberg	Sales and Use Tax Law: zero emissions vehicle exemption.	Senate - Rules			LOW	
SB 1332	Allen	Solid waste: recycling and composting infrastructure.	Senate - Rules			LOW	
SB 1363	Allen	Regional transportation plans: sustainable communities strategies: greenhouse gas emissions and vehicle miles traveled reduction targets.	Senate - Environmental Quality			LOW	
SB 1415	Borgeas	Income taxes: credits: backup electricity generators.	Senate - Governance and Finance			LOW	PSPS Related
Total Bills	132					Low: 86 Medium: 30 High: 16	21

LEGISLATIVE COMMITTEE MEETING OF 04/15/2020

BAY AREA AIR QUALITY MANAGEMENT DISTRICT

Memorandum

To: Chairperson Rod Sinks and Members
of the Board of Directors

From: Jack P. Broadbent
Executive Officer/APCO

Date: April 8, 2020

Re: Report of the Ad Hoc Building Oversight Committee Meeting of April 15, 2020

RECOMMENDED ACTION

The Ad Hoc Building Oversight Committee (Committee) may recommend the Board of Directors approval of the following item:

- A) Consider Recommending the Board of Directors Authorize Execution of Contracts for Architectural Planning and Seismic Upgrade Work at the Richmond, Lakeside Building
 - 1) Recommend the Board of Directors authorize the Executive Officer/APCO to execute contracts with Brereton Architecture + Interiors and Cushman & Wakefield to plan and design approximately 31,000 square feet of the Richmond, Lakeside building, in an amount not to exceed \$315,000, and to obtain bids to seismically upgrade the Richmond, Lakeside building. Staff will return to the Committee to discuss authorization to execute contracts for the seismic work.

BACKGROUND

The Committee will meet on Wednesday, April 15, 2020, and will receive the following report:

- A) Consider Recommending the Board of Directors Authorize Execution of Contracts for Architectural Planning and Seismic Upgrade Work at the Richmond, Lakeside Building

Committee Chairperson, Mark Ross, will provide an oral report of the Committee meeting.

BUDGET CONSIDERATION/FINANCIAL IMPACT

- A) Funding for the architectural planning and design of the Richmond, Lakeside building is included in the proposed budget for Fiscal Year Ending 2020. Funding for the seismic upgrade work will be allocated from the Air District reserve fund.

Respectfully submitted,

Jack P. Broadbent
Executive Officer/APCO

Prepared by: Justine Buenaflor
Reviewed by: Vanessa Johnson

Attachment 16A: 04/15/2020 – Ad Hoc Building Oversight Committee Meeting Agenda #3

BAY AREA AIR QUALITY MANAGEMENT DISTRICT

Memorandum

To: Chairperson Mark Ross and Members
of the Ad Hoc Building Oversight Committee

From: Jack P. Broadbent
Executive Officer/APCO

Date: April 9, 2020

Re: Consider Recommending the Board of Directors Authorize Execution of Contracts for Architectural Planning and Bids for Seismic Upgrade Work at the Richmond, Lakeside Building

RECOMMENDED ACTION

The Committee will consider recommending the Board of Directors authorize the Executive Officer/APCO to execute contracts with Brereton Architecture + Interiors and Cushman & Wakefield to plan and design approximately 31,000 square feet of the Richmond, Lakeside building, in an amount not to exceed \$315,000, and to obtain bids to seismically upgrade the Richmond, Lakeside building. Staff will return to the Committee to discuss authorization to execute contracts for the seismic work.

BACKGROUND

In late 2019, working together with selected contractors, the Air District completed reconfiguration and improvements of approximately 7,300 square feet of the building. Additionally, at the end of 2019, the former owner completed their lease-back of the building and vacated. With their move, approximately 31,000 square feet of the building is available for architectural design planning. In addition, the Air District would like to move forward with recommended seismic upgrade work to ensure the continued safety of staff and the building.

DISCUSSION

Utilizing contractors onboarded to complete the initial build-out at the Lakeside, Richmond building, Brereton Architecture + Interiors and Cushman & Wakefield, the Air District would like to continue architectural planning and design for the remaining approximately 31,000 square feet to accommodate essential Air District work, including cubicles and offices for staff and spaces for air monitoring and source testing. At present, the Air District estimates architectural planning and design, including structural engineering costs to plan the seismic upgrade, should not exceed a cost of \$315,000.

Additionally, the Air District would like to move forward and complete seismic upgrades to the Richmond, Lakeside Drive building to ensure the continued safety of staff and the building. The proposed work at Richmond, Lakeside would be carried out after a bidding process, including not less than three bidders for general contracting. At present, the Air District estimates this seismic upgrade work should not exceed a cost of \$1,500,000. After obtaining bids, staff would return to the Committee to discuss authorization to execute contracts for the seismic work.

BUDGET CONSIDERATION/FINANCIAL IMPACT

Funding for the architectural planning and design of the Richmond, Lakeside building is included in the proposed budget for Fiscal Year Ending 2020. Funding for the seismic upgrade work, if approved at a future meeting will be allocated from the Air District reserve fund.

Respectfully submitted,

Jack P. Broadbent
Executive Officer/APCO

Prepared by: Jeff McKay

AD HOC BUILDING OVERSIGHT
COMMITTEE MEETING OF 04/15/2020

BAY AREA AIR QUALITY MANAGEMENT DISTRICT

Memorandum

To: Chairperson Rod Sinks and Members
of the Board of Directors

From: Jack P. Broadbent
Executive Officer/APCO

Date: April 8, 2020

Re: Public Hearing to Receive Testimony on Proposed Amendments to Air District
Regulation 3: Fees

RECOMMENDED ACTION

Staff recommends that the Board of Directors (Board) receive testimony on proposed amendments to Air District Regulation 3 that would apply in the upcoming Fiscal Year Ending (FYE) 2021. A second public hearing, which has been scheduled for June 3, 2020, is required prior to adoption.

BACKGROUND

Staff develops recommended amendments to the Air District's fee regulation as part of the budget preparation process. On March 7, 2012, the Board of Directors adopted a Cost Recovery Policy that established a goal of increasing fee revenue sufficient to achieve a minimum of 85 percent recovery of regulatory program costs. Progress towards this target is reported to the Board annually by staff and is periodically reviewed by outside consultants.

DISCUSSION

Consistent with the Cost Recovery Policy, draft amendments to specific fee schedules were made in consideration of the 2017-18 Matrix Consultant Group cost recovery and containment analysis. This work, conducted at the fee schedule-level, recommends larger increases being proposed for the schedules that have larger cost recovery gaps.

Existing fee schedules would be amended as follows:

- 3.1 percent increase for fee schedules that are recovering 95 to 110 percent of costs.
- 7 percent increase for fee schedules that are recovering 85 to 94 percent of costs.
- 8 percent increase for fee schedules that are recovering 75 to 84 percent of costs.
- 9 percent increase for fee schedules that are recovering 50 to 74 percent of costs.
- 15 percent increase for fee schedules that are recovering less than 50 percent of costs.

A number of fees that are administrative in nature; permit application filing fees, alternative compliance plan fees, permit to operate renewal processing fees, transfer fees, emissions banking filing and withdrawal fees, school toxic inventory maximum fees, and exemption fees would be

increased by 3.1 percent. The annual Consumer Price Index for Bay Area Urban Wage Earners and Clerical Workers (CPI-W) increased 3.1 percent from 2019 to 2020.

The following additional amendments are proposed:

- Revise Section 3-327, Permit to Operate, Renewal Fees as follows:
 - A new fee for each facility subject to California Air Resource Board’s (CARB’s) Criteria Pollutant and Toxics Emissions Reporting (CTR) Regulation would be charged during permit renewal.
 - As part of Assembly Bill 617 (AB 617), CARB recently adopted the CTR Regulation for the reporting of criteria air pollutants and toxic air contaminants for stationary sources.
 - We are tasked with implementing the CTR Regulation in the Bay Area and estimate costs of \$1.5 million per year.
 - Staff is proposing the below tiered fees based on the number of sources at each facility, since the costs are commensurate with the number of sources at each facility. The maximum would be capped at \$50,000 per year.

Number of Permitted Sources per Facility	\$ per Permitted Source
1 to 4	25
5 to 9	75
10 to 14	150
15 to 19	200
20 to 24	250
25 and greater	300

- A new community health impact fee would be charged during permit renewal to each permitted facility.
 - This fee would help cover the Air District’s costs associated with CARB’s AB 617 “Community Air Protection Program.”
 - We are tasked with implementing AB 617 in the Bay Area and estimate costs of \$2.4 million per year in excess of direct funding from CARB.
 - Staff is proposing a fee equal to 5.7% of the annual total permit/registration renewal fees for each facility, with a maximum cap of \$70,000 per year.

- Add references to Schedule W (Petroleum Refining Emissions Tracking Fees) and Schedule X (Major Stationary Source Community Air Monitoring Fees) since fees assessed during permit renewal are typically listed in this section.
- To recover costs from administrative activities for managing Authority to Construct (A/C) permits, revise Section 3-330 to add a minimum A/C renewal fee, Section 3-330.1 to add a fee for requesting A/C renewal after the A/C expiration date, and Section 3-405 to add a fee for late start-up notifications of a source under an A/C within a year from the start-up date.
- Other Fee Schedule changes:
 - Revise the language in Fee Schedule N (Toxic Inventory Fees) to clarify the methodology used by the Air District to calculate the facility's weighted toxic inventory, and amend the language in Fee Schedule V (Open Burning) to reflect recent Regulation 5 amendments.
 - Increase Fee Schedule D, Gasoline Transfer at Gasoline Dispensing Facilities, Bulk Plants and Terminals, by 3.1%, even though cost recovery would have allowed an 7% increase, since this would affect many gasoline dispensing facilities, which are small businesses.
 - Increase Fee Schedule E, Solvent Evaporating Sources, by 3.1%, even though cost recovery would have allowed a 9% increase, since many auto body shops are small businesses.
- The Air District is also exploring future options for an Accelerated Permitting Process fee that would require amendments to Regulation 3.

Staff will provide the committee with additional details regarding the draft fee amendments, overall cost recovery and the proposed 6.4 percent average fee increase for the upcoming fiscal year. A summary of public comments received to date, including those received at a public workshop held on February 18, 2020, will be provided.

An Air District Budget & Finance Committee meeting is scheduled on April 22, 2020, and the proposed fees may be amended according to their instructions based on recent developments in the economy.

BUDGET CONSIDERATION/FINANCIAL IMPACT

The proposed fee amendments would increase fee schedule revenue in Fiscal Year Ending (FYE) 2021, by an estimated \$2.52 million from fee schedule revenue that would otherwise result without the amendments. The proposed new CTR Regulation and AB 617 fees would increase fee revenues by \$3.7 million.

Respectfully submitted,

Jack P. Broadbent
Executive Officer/APCO

Prepared by: Barry Young

Reviewed by: Pamela Leong, Damian Breen, and Jeff McKay

BAY AREA AIR QUALITY MANAGEMENT DISTRICT

Memorandum

To: Chairperson Rod Sinks and Members
of the Board of Directors

From: Jack P. Broadbent
Executive Officer/APCO

Date: April 8, 2020

Re: Operational Status of and Economic Impact on Stationary Sources Due to Coronavirus
Pandemic

RECOMMENDED ACTION

None; receive and file.

BACKGROUND

The operational status of and economic impacts of the coronavirus are unfolding as the pandemic results in reduced business activity in the Bay Area. Staff will discuss:

- The impacts on the National, State, and Local economies
- The effects we are currently seeing in the field
- The forward-looking indicators from our permit application processes and other sources.

BUDGET CONSIDERATION/FINANCIAL IMPACT

None; staff will bring forward a modified budget to the Budget and Finance Committee.

Respectfully submitted,

Jack P. Broadbent
Executive Officer/APCO

Prepared by: Jeff McKay