



BAY AREA
AIR QUALITY
MANAGEMENT
DISTRICT

BOARD OF DIRECTORS
MOBILE SOURCE COMMITTEE

COMMITTEE MEMBERS

SCOTT HAGGERTY – CHAIR
MARGARET ABE-KOGA
CAROLE GROOM
TYRONE JUE
NATE MILEY
JIM SPERING

DAVID CANEPA – VICE CHAIR
PAULINE RUSSO CUTTER
DAVE HUDSON
DOUG KIM
KAREN MITCHOFF

THURSDAY
JULY 26, 2018
9:30 A.M.

1ST FLOOR YERBA BUENA, ROOM #109
375 BEALE STREET
SAN FRANCISCO, CA 94105

AGENDA

1. CALL TO ORDER - ROLL CALL

PLEDGE OF ALLEGIANCE

PUBLIC MEETING PROCEDURE

The Committee Chair shall call the meeting to order and the Clerk of the Boards shall take roll of the Committee members. The Committee Chair shall lead the Pledge of Allegiance.

This meeting will be webcast. To see the webcast, please visit www.baaqmd.gov/bodagendas at the time of the meeting. Closed captioning may contain errors and omissions, and are not certified for their content or form.

Public Comment on Agenda Items: *The public may comment on each item on the agenda as the item is taken up. Public Comment Cards for items on the agenda must be submitted in person to the Clerk of the Boards at the location of the meeting and prior to the Board taking up the particular item. Where an item was moved from the Consent Calendar to an Action item, no speaker who has already spoken on that item will be entitled to speak to that item again.*

Speakers may speak for up to three minutes on each item on the Agenda. However, the Chairperson or other Board Member presiding at the meeting may limit the public comment for all speakers to fewer than three minutes per speaker, or make other rules to ensure that all speakers have an equal opportunity to be heard. The Chairperson or other Board Member presiding at the meeting may, with the consent of persons representing both sides of an issue, allocate a block of time (not to exceed six minutes) to each side to present their issue.

2. **APPROVAL OF THE MINUTES OF MAY 24, 2018**

Clerk of the Boards/5073

The Committee will consider approving the attached draft minutes of the Mobile Source Committee meeting of May 24, 2018.

3. **PROJECTS AND CONTRACTS WITH PROPOSED GRANT AWARDS OVER \$100,000 AND A REQUEST FOR A WAIVER FOR FISCAL YEAR ENDING 2018 TRANSPORTATION FUND FOR CLEAN AIR REGIONAL FUND POLICIES FROM THE TOWN OF LOS GATOS**

K. Schkolnick/5070

kschkolnick@baaqmd.gov

The Committee will consider recommending Board of Directors' approval of Carl Moyer Program (CMP) and Transportation Fund for Clean Air (TFCA) projects requesting grant funding in excess of \$100,000 and authorization for the Executive Officer/APCO to execute grant agreements for the recommended projects and a request for a policy waiver for one Bicycle Facility project sponsored by the Town of Los Gatos.

4. **APPROVAL OF CONTRACT FOR CLEAN CARS FOR ALL PROGRAM CASE MANAGERS**

R. Chiang/8621

rchiang@baaqmd.gov

The Committee will receive an informational update on the Clean Cars for All Program and consider recommending that the Board of Directors authorize the Executive Officer/APCO to execute a contract for case managers to support the Clean Cars for All Program.

5. **NEW GRANT PROGRAM REVENUE AND REQUEST TO INCREASE STAFFING IN THE STRATEGIC INCENTIVES DIVISION**

K. Schkolnick/5070

kschkolnick@baaqmd.gov

The Committee will consider recommending Board of Directors' acceptance up to \$130 million in funding from the Volkswagen Environmental Mitigation Trust (VW Trust) and \$1,160,311 in funding from the United States Environmental Protection Agency and authorization of six new fulltime positions in the Strategic Incentives Division.

6. **PUBLIC COMMENT ON NON-AGENDA MATTERS**

Pursuant to Government Code Section 54954.3 Speakers wishing to address the Board on non-agenda matters will be heard at the end of the agenda, and each will be allowed up to three minutes to address the Board at that time.

Members of the Board may engage only in very brief dialogue regarding non-agenda matters, and may refer issues raised to District staff for handling. In addition, the Chairperson may refer issues raised to appropriate Board Committees to be placed on a future agenda for discussion.

7. **COMMITTEE MEMBER COMMENTS**

Any member of the Board, or its staff, on his or her own initiative or in response to questions posed by the public, may: ask a question for clarification, make a brief announcement or report on his or her own activities, provide a reference to staff regarding factual information, request staff to report back at a subsequent meeting concerning any matter or take action to direct staff to place a matter of business on a future agenda. (Gov't Code § 54954.2)

8. **TIME AND PLACE OF NEXT MEETING**

Thursday, September 20, 2018, Bay Area Air Quality Management District Office, 375 Beale Street, San Francisco, California 94105 at 9:30 a.m.

9. **ADJOURNMENT**

The Committee meeting shall be adjourned by the Committee Chair.

CONTACT:

MANAGER, EXECUTIVE OPERATIONS
375 BEALE STREET, SAN FRANCISCO, CA 94105
vjohnson@baaqmd.gov

(415) 749-4941
FAX: (415) 928-8560
BAAQMD homepage:
www.baaqmd.gov

- To submit written comments on an agenda item in advance of the meeting. Please note that all correspondence must be addressed to the “Members of the Mobile Source Committee” and received at least 24 hours prior, excluding weekends and holidays, in order to be presented at that Committee meeting. Any correspondence received after that time will be presented to the Committee at the following meeting.
- To request, in advance of the meeting, to be placed on the list to testify on an agenda item.
- Any writing relating to an open session item on this Agenda that is distributed to all, or a majority of all, members of the body to which this Agenda relates shall be made available at the District’s offices at 375 Beale Street, Suite 600, San Francisco, CA 94105, at the time such writing is made available to all, or a majority of all, members of that body.

Accessibility and Non-Discrimination Policy

The Bay Area Air Quality Management District (Air District) does not discriminate on the basis of race, national origin, ethnic group identification, ancestry, religion, age, sex, sexual orientation, gender identity, gender expression, color, genetic information, medical condition, or mental or physical disability, or any other attribute or belief protected by law.

It is the Air District’s policy to provide fair and equal access to the benefits of a program or activity administered by Air District. The Air District will not tolerate discrimination against any person(s) seeking to participate in, or receive the benefits of, any program or activity offered or conducted by the Air District. Members of the public who believe they or others were unlawfully denied full and equal access to an Air District program or activity may file a discrimination complaint under this policy. This non-discrimination policy also applies to other people or entities affiliated with Air District, including contractors or grantees that the Air District utilizes to provide benefits and services to members of the public.

Auxiliary aids and services including, for example, qualified interpreters and/or listening devices, to individuals who are deaf or hard of hearing, and to other individuals as necessary to ensure effective communication or an equal opportunity to participate fully in the benefits, activities, programs and services will be provided by the Air District in a timely manner and in such a way as to protect the privacy and independence of the individual. Please contact the Non-Discrimination Coordinator identified below at least three days in advance of a meeting so that arrangements can be made accordingly.

If you believe discrimination has occurred with respect to an Air District program or activity, you may contact the Non-Discrimination Coordinator identified below or visit our website at www.baaqmd.gov/accessibility to learn how and where to file a complaint of discrimination.

Questions regarding this Policy should be directed to the Air District’s Non-Discrimination Coordinator, Rex Sanders, at (415) 749-4951 or by email at rsanders@baaqmd.gov

**BAY AREA AIR QUALITY MANAGEMENT DISTRICT
375 BEALE STREET, SAN FRANCISCO, CALIFORNIA 94105
FOR QUESTIONS PLEASE CALL (415) 749-4941**

**EXECUTIVE OFFICE:
MONTHLY CALENDAR OF AIR DISTRICT MEETINGS**

JULY 2018

<u>TYPE OF MEETING</u>	<u>DAY</u>	<u>DATE</u>	<u>TIME</u>	<u>ROOM</u>
Board of Directors Executive Committee <i>(At the Call of the Chair)</i>	Monday	23	9:30 a.m.	1 st Floor Board Room
Board of Directors Budget & Finance Committee <i>(Meets on the 4th Wednesday of each Month)</i> - CANCELLED	Wednesday	25	9:30 a.m.	1st Floor, Yerba Buena Room #109
Board of Directors Ad Hoc Refinery Oversight Committee <i>(At the Call of the Chair)</i>	Wednesday	25	9:30 a.m.	1st Floor, Yerba Buena Room #109
Board of Directors Mobile Source Committee <i>(Meets on the 4th Thursday of each Month)</i>	Thursday	26	9:30 a.m.	1st Floor, Yerba Buena Room #109
Board of Directors Stationary Source Committee <i>(Meets on the 3rd Monday of every other Month)</i>	Monday	30	9:30 a.m.	1 st Floor Board Room

AUGUST 2018

<u>TYPE OF MEETING</u>	<u>DAY</u>	<u>DATE</u>	<u>TIME</u>	<u>ROOM</u>
Board of Directors Special Meeting as The Sole Member of The Bay Area Clean Air Foundation <i>(At the Call of the Chair)</i> - CANCELLED	Wednesday	1	9:00 a.m.	1 st Floor Board Room
Board of Directors Ad Hoc Building Oversight Committee Meeting <i>(At the Call of the Chair)</i>	Wednesday	1	9:00 a.m.	1 st Floor Board Room
Board of Directors Regular Meeting <i>(Meets on the 1st & 3rd Wednesday of each Month)</i>	Wednesday	1	9:30 a.m.	1 st Floor Board Room
Board of Directors Regular Meeting <i>(Meets on the 1st & 3rd Wednesday of each Month)</i> - CANCELLED	Wednesday	15	9:30 a.m.	1 st Floor Board Room
Board of Directors Budget & Finance Committee <i>(Meets on the 4th Wednesday of each Month)</i> - CANCELLED	Wednesday	22	9:30 a.m.	1st Floor, Yerba Buena Room #109
Board of Directors Mobile Source Committee <i>(Meets on the 4th Thursday of each Month)</i> - CANCELLED	Thursday	23	9:30 a.m.	1 st Floor Board Room

SEPTEMBER 2018

<u>TYPE OF MEETING</u>	<u>DAY</u>	<u>DATE</u>	<u>TIME</u>	<u>ROOM</u>
Board of Directors Regular Meeting <i>(Meets on the 1st & 3rd Wednesday of each Month)</i>	Wednesday	5	9:30 a.m.	1 st Floor Board Room
Board of Directors Stationary Source Committee <i>(Meets on the 3rd Monday of every other Month)</i>	Monday	17	9:30 a.m.	1 st Floor Board Room
Board of Directors Regular Meeting <i>(Meets on the 1st & 3rd Wednesday of each Month)</i>	Wednesday	19	9:30 a.m.	1 st Floor Board Room
Board of Directors Climate Protection Committee <i>(Meets on the 3rd Thursday of every other Month)</i>	Thursday	20	9:30 a.m.	1 st Floor Board Room
Board of Directors Budget & Finance Committee <i>(Meets on the 4th Wednesday of each Month)</i>	Wednesday	26	9:30 a.m.	1st Floor, Yerba Buena Room #109
Board of Directors Mobile Source Committee <i>(Meets on the 4th Thursday of each Month)</i>	Thursday	27	9:30 a.m.	1st Floor, Yerba Buena Room #109
MV – 7/19/18 – 3:55 p.m.				G/Board/Executive Office/Moncal

BAY AREA AIR QUALITY MANAGEMENT DISTRICT

Memorandum

To: Chairperson Scott Haggerty and Members
of the Mobile Source Committee

From: Jack P. Broadbent
Executive Officer/APCO

Date: July 12, 2018

Re: Approval of the Minutes of May 24, 2018

RECOMMENDED ACTION

Approve the attached draft minutes of the Mobile Source Committee (Committee) Meeting of May 24, 2018.

DISCUSSION

Attached for your review and approval are the draft minutes of the Mobile Source Committee Meeting of May 24, 2018.

Respectfully submitted,

Jack P. Broadbent
Executive Officer/APCO

Prepared by: Marcy Hiratzka
Reviewed by: Vanessa Johnson

Attachment 2A: Draft Minutes of the Mobile Source Committee Meeting of May 24, 2018

AGENDA 2A – ATTACHMENT

Draft Minutes – Mobile Source Committee Meeting of May 24, 2018

Bay Area Air Quality Management District
375 Beale Street, Suite 600
San Francisco, California 94105
(415) 749-5073

DRAFT MINUTES

Summary of Board of Directors
Mobile Source Committee Meeting
Thursday, April 26, 2018

1. CALL TO ORDER – ROLL CALL

Mobile Source Committee (Committee) Chairperson, Scott Haggerty, called the meeting to order at 9:34 a.m.

Present: Chairperson Scott Haggerty; Vice Chair David Canepa; and Directors Margaret Abe-Koga, Carole Groom, David Hudson, Tyrone Jue, Doug Kim, and Karen Mitchoff.

Absent: Directors Pauline Russo Cutter, Nate Miley, and Jim Spering.

Also Present: None.

2. APPROVAL OF THE MINUTES OF APRIL 26, 2018

Public Comments:

No requests received.

Committee Comments:

None.

Committee Action:

Director Hudson made a motion, seconded by Vice Chair Canepa, to approve the Minutes of April 26, 2018; and the motion carried by the following vote of the Committee:

AYES: Canepa, Groom, Haggerty, Hudson, Kim, and Mitchoff.
NOES: None.
ABSTAIN: None.
ABSENT: Abe-Koga, Cutter, Jue, Miley, and Spering.

NOTED PRESENT: Director Jue was noted present at 9:38 a.m.

3. PROJECTS AND CONTRACTS WITH PROPOSED GRANT AWARDS OVER \$100,000

Karen Schkolnick, Strategic Incentives Division Director, introduced Michael Neward, Staff Specialist, who gave the staff presentation *Projects and Grants with Proposed Awards Over \$100,000*, including: overview; Carl Moyer Program (CMP) and Mobile Source Incentive Fund (MSIF); Assembly Bill (AB) 134; Transportation Fund for Clean Air (TFCA); CMP/MSIF Community Health Protection Grant Program (CHPGP) funds awarded as of 5/4/18 and since 2009; Year 19 CMP/MSIF and CHPGP approved project # 19MOY101 – SSA Terminals; TFCA funds awarded by project category and county; and recommendations.

NOTED PRESENT: Director Abe-Koga was noted present at 9:40 a.m.

Public Comments:

Public comments were given by Diane Heinze, Port of Oakland.

Committee Comments:

The Committee and staff discussed bikeway projects.

Committee Action:

Director Mitchoff made a motion, seconded by Vice Chair Canepa, to recommend that the Board approve CMP/TFCA all projects with proposed grant wards over \$100,000 as shown in attachment 1, with the exception of project # 19MOY160 (United Airlines, Inc.); and the motion carried by the following vote of the Committee:

AYES: Abe-Koga, Canepa, Groom, Jue, Kim, Haggerty, and Mitchoff.
NOES: None.
ABSTAIN: Hudson.
ABSENT: Cutter, Miley, and Sperring.

Director Groom made a motion, seconded by Vice Chair Canepa, to recommend that the Board approve project # 19MOY160 (United Airlines, Inc.); and the motion carried by the following vote of the Committee:

AYES: Abe-Koga, Canepa, Groom, Jue, Kim, Haggerty, and Mitchoff.
NOES: None.
ABSTAIN: None.
ABSENT: Cutter, Hudson, Miley, and Sperring.

4. FISCAL YEAR ENDING (FYE) 2019 TRANSPORTATION FUND FOR CLEAN AIR REGIONAL FUND POLICIES & EVALUATION CRITERIA

Ms. Schkolnick introduced Ken Mak, Acting Supervisor, who gave the staff presentation *FYE 2019 TFCA Regional Fund Policies & Evaluation Criteria*, including: overview; TFCA background; FYE 2019 TFCA timeline; public input process; proposed updates (general and project-specific policies); and recommendations.

Public Comments:

No requests received.

Committee Comments:

The Committee and staff discussed whether bicycle coalitions are stakeholders in the TFCA Regional Fund policies and evaluation criteria; the program’s expansion into addressing pollution from motorcycles, how the District plans to ensure that new motorcycles paid for by the District’s replacement program will stay within the Bay Area, and the status of the law enforcement electric motorcycles funded by the District; the opinion that the District should begin to transition away from funding *partial-zero-emissions* vehicles in the light-duty category, and instead, focus the incentives on *full-zero* emissions vehicles; whether applicants who are in violation of District regulations, have pending litigation, or unpaid civil penalties are eligible for program funding, and the request that this policy be strengthened and added to contract language; a provision within the program to fund non-highway vehicles (i.e.: bikes and scooters); and the prohibition of participation from applicants that have previously awarded funds but were out of compliance with the program’s rules.

Committee Action:

Vice Chair Canepa made a motion, seconded by Director Hudson, to recommend that the Board approve the proposed FYE 2019 TFCA Regional Fund Policies and Evaluation Criteria presented in Attachment A; and the motion carried by the following vote of the Committee:

AYES: Abe-Koga, Canepa, Groom, Haggerty, Hudson, Jue, Kim, and Mitchoff.
NOES: None.
ABSTAIN: None.
ABSENT: Cutter, Miley, and Sperring.

5. NEW PROGRAM: CLEAN AND ELECTRIC VEHICLE ADOPTION IN DISADVANTAGED COMMUNITIES

Damian Breen, Deputy Air Pollution Control Officer of Technology, introduced Ranyee Chiang, Technology Implementation Officer, who gave the staff presentation *New Program: Clean and Electric Vehicle Adoption in Disadvantaged Communities*, including: outline; expanding electric vehicle (EV) adoption in the Bay Area; achieving equitable access to clean transportation and technology; Enhanced Fleet Modernization Program (EMFP) Plus-Up, also known as “Clean Cars for All”; income eligibility; geographical eligibility; replacement options and funding levels; application process, customer outreach and support; anticipated challenges and mitigation strategies; and next steps.

Public Comments:

No requests received.

Committee Comments:

The Committee and staff discussed the suggestion that the District partner with local housing finance agencies to ensure that EV charging stations are included with new construction of affordable housing, and that the District reaches out to the counties who gives funds to housing authorities to promote this program; the suggestion that the District reaches out to car dealerships and manufacturers to promote this program; how the program’s funding levels are set; whether low-income participants can receive additional discounts on EV charging rates, beyond existing programs; the State’s mandated process and criteria for assessment and prioritization of communities, requiring air districts’ use of California Communities Environmental Health Screening Tool 3.0 (CalEnviroScreen 3.0), despite the District’s concern that CalEnviroScreen 3.0 does not accurately identify boundaries of disadvantaged communities in the Bay Area; how the District foresees measuring the program’s success; and the suggestion that program funding be allocated for specific sub-regions of the Bay Area, and can then be allocated to other sub-regions if the prioritized sub-regions do not utilize those funds.

Committee Action:

None; receive and file.

6. PUBLIC COMMENT ON NON-AGENDA MATTERS

No requests received.

7. COMMITTEE MEMBER COMMENTS

Director Hudson announced that the Executive Committee meeting scheduled for June 18 was cancelled.

8. TIME AND PLACE OF NEXT MEETING

Thursday, July 26, 2018, Bay Area Air Quality Management District Office, 375 Beale Street, San Francisco, California 94105 at 9:30 a.m.

9. ADJOURNMENT

The meeting adjourned at 10:42 a.m.

Marcy Hiratzka
Clerk of the Boards

BAY AREA AIR QUALITY MANAGEMENT DISTRICT

Memorandum

To: Chairperson Scott Haggerty and Members
of the Mobile Source Committee

From: Jack P. Broadbent
Executive Officer/APCO

Date: July 9, 2018

Re: Projects and Contracts with Proposed Grant Awards over \$100,000 and a Request for
a Waiver for Fiscal Year Ending 2018 Transportation Fund for Clean Air Regional
Fund Policies from the Town of Los Gatos

RECOMMENDED ACTION

Recommend Board of Directors:

1. Approve Carl Moyer Program and Transportation Fund for Clean Air (TFCA) projects with proposed grant awards over \$100,000 as shown in Attachment 1;
2. Approve a policy waiver to allow the Town of Los Gatos to be eligible for funding from the Fiscal Year Ending 2018 TFCA Regional Fund for a bikeway improvement project that will upgrade an existing Class II bicycle lane to a separated Class IV bikeway; and
3. Authorize the Executive Officer/APCO to enter into all necessary agreements with applicants for the recommended projects.

BACKGROUND

The Bay Area Air Quality Management District (Air District) has participated in the Carl Moyer Program (CMP), in cooperation with the California Air Resources Board (ARB), since the program began in fiscal year 1998-1999. The CMP provides grants to public and private entities to reduce emissions of oxides of nitrogen (NOx), reactive organic gases (ROG) and particulate matter (PM) from existing heavy-duty engines by either replacing or retrofitting them. Eligible heavy-duty diesel engine applications include on-road trucks and buses, off-road equipment, marine vessels, locomotives, and stationary agricultural pump engines.

Assembly Bill 923 (AB 923 - Firebaugh), enacted in 2004 (codified as Health and Safety Code (HSC) Section 44225), authorized local air districts to increase their motor vehicle registration surcharge up to an additional \$2 per vehicle. The revenues from the additional \$2 surcharge are deposited in the Air District's Mobile Source Incentive Fund (MSIF). AB 923 stipulates that air districts may use the revenues generated by the additional \$2 surcharge for projects eligible under the CMP.

In 2017, Assembly Bill (AB) 617 directed the ARB, in conjunction with local air districts to establish the Community Air Protection Program. AB 617 provides a new community-focused action framework to improve air quality and reduce exposure to criteria air pollutants and toxic air contaminants in communities most impacted by air pollution. In advance of the development of the Community Air Protection Program, the Governor and legislature established an early action component to AB 617 to use existing incentive programs to get immediate emission reductions in the communities most affected by air pollution. AB 134 (2017) appropriated \$250 million from the Greenhouse Gas Reduction Fund (GGRF) to reduce mobile source emissions including criteria pollutants, toxic air contaminants, and greenhouse gases in those communities. The Bay Area has been allocated \$50 million of these funds for emission reduction projects. These funds will be used to implement projects under the CMP, and optionally under the Proposition 1B Goods Movement Emission Reduction Program.

On March 1, 2017, the Board of Directors (Board) authorized Air District participation in Year 19 of the CMP, and authorized the Executive Officer/APCO to execute Grant Agreements and amendments for projects funded with CMP funds or MSIF revenues, with individual grant award amounts up to \$100,000.

In 1991, the California State Legislature authorized the Air District to impose a \$4 surcharge on motor vehicles registered within the nine-county Bay Area to fund projects that reduce on-road motor vehicle emissions within the Air District's jurisdiction. The statutory authority for the Transportation Fund for Clean Air (TFCA) and requirements of the program are set forth in the HSC Sections 44241 and 44242. Sixty percent of TFCA funds are awarded by the Air District to eligible projects and programs implemented directly by the Air District (e.g., Spare the Air, electric vehicle charging station program) and to a program referred to as the TFCA Regional Fund. Each year, the Board allocates funding and adopts policies and evaluation criteria that govern the expenditure of TFCA funding.

On April 19, 2017, the Board allocated \$29.24 million in TFCA monies, including both new funds and carryover, for eligible projects in Fiscal Year Ending (FYE) 2018, authorized cost-effectiveness limits for Air District-sponsored FYE 2018 programs, and authorized the Executive Officer/APCO to execute Grant Agreements and amendments for TFCA-revenue funded projects with individual grant award amounts up to \$100,000. On August 2, 2017, the Board adopted policies and evaluation criteria for the FYE 2018 TFCA Regional Fund program.

CMP and TFCA projects with grant award amounts over \$100,000 are brought to the Mobile Source Committee for consideration at least on a quarterly basis. Staff reviews and evaluates grant applications based upon the respective governing policies and guidelines established by the ARB and the Board.

DISCUSSION

Carl Moyer Program and Community Health Protection Grant Program:

For the CMP Year 19 cycle, the Air District had more than \$16 million available for eligible CMP and school bus projects from a combination of MSIF and CMP funds. The Air District started

accepting project applications for the CMP Year 19 funding cycle on October 12, 2017 and applications are accepted and evaluated on a first-come, first-served basis. On December 20, 2017 the Board authorized the Air District to accept, obligate and expend \$50 million in AB 134 funds through the Community Health Protection Grant Program.

As of July 6, 2018, the Air District had received 186 project applications. Of the applications that have been evaluated between May 4 and July 6, 2018, seven eligible projects have proposed individual grant awards over \$100,000. These projects will replace nine pieces of agricultural equipment, eight school buses, one piece of off-road equipment, and five transit buses, and will reduce over 3.9 tons of NO_x, ROG and PM per year. Staff recommends the allocation of \$2,454,929 for these projects from a combination of CMP funds, MSIF revenues and Community Health Protection Grant Program funds. Attachment 1, Table 1, provides additional information on these projects.

Attachment 2, lists all of the eligible projects that have been received by the Air District as of July 6, 2018, and summarizes the allocation of funding by equipment category, and county. Approximately 63% of the funds have been awarded to projects that reduce emissions in highly impacted Bay Area communities. Attachment 3 summarizes the cumulative allocation of CMP, MSIF, and Community Health Protection Grant Program funding since 2009 (more than \$171 million awarded to 895 projects).

Transportation Fund for Clean Air Program:

The Air District started accepting project applications for the FYE 2018 TFCA funding cycle on July 1, 2017. As of July 6, 2018, the Air District had received 82 FYE 2018 project applications. Of the applications that were evaluated between May 4 and July 6, 2018, one eligible project proposed an individual grant award over \$100,000. This project will install 0.37 miles of bikeways, and will reduce over 0.12 tons of NO_x, ROG, and PM per year. Staff recommends the allocation of \$242,000 in TFCA funds to this project. Attachment 1, Table 2, provides additional information on this project.

Attachment 4 lists the 83 eligible TFCA projects that were evaluated between July 1, 2017, and July 6, 2018. In total, these projects represent approximately \$12.77 million in funds awarded, and will annually reduce approximately 36.8 tons of NO_x, ROG, and PM and 25,352 tons of tailpipe greenhouse gas emissions. Approximately 27% of the TFCA funds have been awarded to projects in highly impacted Bay Area communities. Attachment 5 summarizes the allocation of TFCA funding for all eligible projects that have been evaluated since July 1, 2017, by project category (Figure 1), and county (Figure 2).

Request for Policy Waiver

The Town of Los Gatos recently applied for TFCA funding for a project (shown in Attachment 1, Table 2) that will construct a new 0.09-mile-long Class I bicycle path and upgrade an existing 0.28-mile-long Class II bicycle lane to a Class IV separated bikeway. While the project was cost-effective and met all other policy requirements, the FYE 2018 policies did not allow upgrades, so the City requested a policy waiver.

Staff has reviewed the project and determined that the upgrade improvement of the existing Class II bicycle lane could result in quantifiable and meaningful air quality benefits and this proposed project does conform to the provisions of HSC section 44241, and all other Board adopted policy requirements. Therefore, staff is requesting that the Board consider the waiver to allow the Town of Los Gatos' bikeway upgrade improvement project to be eligible for funding from the TFCA Regional Fund. In addition, this request is consistent with the updates to the recently Board adopted policies for FYE 2019, which expanded bicycle facility eligibility to allow upgrades.

BUDGET CONSIDERATION / FINANCIAL IMPACT

None. Through the CMP, MSIF, Community Health Protection Grant Program, and TFCA, the Air District distributes "pass-through" funds to public agencies and private entities on a reimbursement basis. Administrative costs for these and each of the new proposed funding programs are provided by each funding source.

Respectfully submitted,

Jack P. Broadbent
Executive Officer/APCO

Prepared by: Anthony Fournier and Michael Neward
Reviewed by: Karen Schkolnick, Anthony Fournier and Chengfeng Wang

- Attachment 1: Projects with grant awards greater than \$100,000
- Attachment 2: CMP/MSIF and Community Health Protection Grant Program approved projects
- Attachment 3: Summary of program distribution by county and equipment category CMP/MSIF and Community Health Protection Grant Program funding since 2009
- Attachment 4: Summary of all TFCA approved and eligible projects (evaluated 7/1/17-7/6/18)
- Attachment 5: Summary of distribution of TFCA funds by county and project category (evaluated 7/1/17-7/6/18)

AGENDA 3 - ATTACHMENT 1

Table 1 - Carl Moyer Program/ Mobile Source Incentive Fund, and Community Health Protection Grant Program projects with grant awards greater than \$100k (Evaluated between 5/4/18 and 7/6/18)

Project #	Applicant name	Equipment Category	Project Description	Proposed contract award	Total project cost	Emission Reductions (Tons per year)			County
						NOx	ROG	PM	
19MOY99	Sonoma Soil Builders, Inc.	Ag/ off-road	Replacement of 1 diesel-powered loader	\$ 154,520	\$ 193,150	0.570	0.053	0.030	Sonoma
19MOY130	Jericho Canyon Vineyards, LLC	Ag/ off-road	Replacement of 2 diesel-powered tractors	\$ 102,350	\$ 127,986	0.301	0.049	0.036	Napa
19MOY134	Huneus Vintners, LLC	Ag/ off-road	Replacement of 5 diesel-powered tractors	\$ 197,875	\$ 258,354	0.521	0.071	0.060	Napa
19MOY170	Robert McClelland Dairy	Ag/ off-road	Replacement of 1 diesel-powered tractor	\$ 225,000	\$ 283,026	0.797	0.077	0.042	Sonoma
19MOY162	Lind Marine, Inc.	Off-road	Replacement of 1 diesel-powered crane	\$ 119,800	\$ 140,996	0.612	0.057	0.035	Solano
19SBP61	Berkeley Unified School District	School bus	Replacement of 8 diesel powered school buses with gasoline buses	\$ 644,384	\$ 644,384	0.340	0.018	0.000	Alameda
20MOY6	Alameda-Contra Costa Transit District	On-road	Replacement of 5 diesel transit buses with electric buses and charging infrastructure	\$ 1,011,000	\$ 6,475,000	0.305	0.005	0.002	Alameda
7 Projects				\$ 2,454,929	\$ 8,122,896	3.445	0.329	0.204	

Table 2 - Summary of Transportation Fund for Clean Air projects with grant awards greater than \$100k (Evaluated between 5/4/18 and 7/6/18)

Project #	Applicant name	Project Category	Project Description	Est. Weighted C/E	Proposed Contract Award	Emission Reductions (Tons per year)			County
						NO _x	ROG	PM	
18R18	Town of Los Gatos	Bicycle Facilities	Install 0.09 miles of Class I and upgrade 0.28 miles of Class II to Class IV bikeways in Los Gatos	\$ 248,726	\$ 242,000	0.029	0.056	0.039	Santa Clara
1 Project					\$ 242,000	0.029	0.056	0.039	

AGENDA 3 - ATTACHMENT 2

*CMP/MSIF and Community Health Protection Grant Program projects
approved between 10/12/17 and 7/6/18*

Project #	Equipment category	Project type	# of engines	Proposed contract award	Applicant name	Emission Reductions (Tons per year)			Board approval date	County
						NOx	ROG	PM		
19MOY13	Ag/ off-road	Equipment replacement	1	\$ 51,224.00	Michael Viratos (Viratos Vineyards)	0.102	0.016	0.011	APCO	Solano
19MOY21	On-road	Equipment replacement	1	\$ 40,000.00	Allied Materials, Inc	0.751	0.109	0.008	APCO	Solano
19MOY16	Ag/ off-road	Equipment replacement	1	\$ 144,055.00	Achadinha Cheese, Inc.	1.189	0.114	0.062	12/20/2017	Sonoma
19MOY38	Locomotive	Equipment replacement	1	\$ 1,080,500.00	Oakland Global Rail Enterprise	1.801	0.108	0.042	12/20/2017	Alameda
19MOY20	Ag/ off-road	Equipment replacement	1	\$ 43,800.00	Bains Farms LLC	0.353	0.054	0.031	APCO	Solano
19MOY25	Ag/ off-road	Equipment replacement	1	\$ 45,200.00	Donald Buhman (Farmer)	0.091	0.015	0.010	APCO	Napa
19MOY24	Off-road	Equipment replacement	1	\$ 66,775.00	Dolan's Lumber of Concord	0.403	0.058	0.033	APCO	Contra Costa
19MOY14	On-road	Equipment replacement	1	\$ 60,000.00	Simon Chuong dba Simon Trucking	1.126	0.170	0.008	APCO	Santa Clara
19MOY2	Marine	Engine replacement	1	\$ 94,000.00	Lovely Martha Sportfishing	0.291	-0.009	0.018	APCO	San Francisco
19MOY10	Marine	Engine replacement	2	\$ 134,800.00	El Dorado Deep Sea Adventure	1.513	-0.022	0.060	12/20/2017	Contra Costa
19MOY15	Marine	Engine replacement	1	\$ 114,000.00	F/V Rose Marie Inc. (Commercial fishing)	0.254	-0.003	0.014	12/20/2017	San Francisco
19MOY1	Marine	Engine replacement	2	\$ 735,000.00	Amnav Maritime Corporation (Vessel: Sandra Hugh)	14.327	0.095	0.591	12/20/2017	Alameda
19SBP49	School bus	School bus replacement	4	\$ 496,459.22	San Jose Unified School District	0.480	0.047	0.000	12/20/2017	Santa Clara
19MOY4	Marine	Engine replacement	2	\$ 735,000.00	Amnav Maritime Corporation (Vessel: Revolution)	14.327	0.095	0.591	12/20/2017	Alameda
19MOY11	Ag/ off-road	Equipment replacement	1	\$ 41,110.00	Bob Balestra (Vineyard)	0.138	0.021	0.012	APCO	Solano
19MOY6	On-road	Equipment replacement	1	\$ 50,000.00	J&G Transportaion	1.058	0.159	0.055	APCO	Alameda
19MOY35	On-road	Equipment replacement	1	\$ 40,000.00	Manuel Portela Trucking	0.635	0.073	0.028	APCO	Santa Clara

AGENDA 3 - ATTACHMENT 2

Project #	Equipment category	Project type	# of engines	Proposed contract award	Applicant name	Emission Reductions (Tons per year)			Board approval date	County
						NOx	ROG	PM		
19MOY28	Ag/ off-road	Equipment replacement	1	\$ 27,885.00	Scott T Murphy (Ranch/ farmer)	0.037	0.034	0.009	APCO	Sonoma
19MOY44	Ag/ off-road	Equipment replacement	2	\$ 62,800.00	Willowbrook Stables LLC	0.039	0.034	0.011	APCO	Sonoma
19MOY43	On-road	Equipment replacement	1	\$ 60,000.00	Khaira Trucking, LLC	1.297	0.196	0.000	APCO	Alameda
19MOY22	Marine	Engine replacement	1	\$ 59,000.00	Flash Sport Fishing, DBA, Flash Sport Fishing	0.176	0.001	0.009	APCO	San Francisco
19MOY19	On-road	Equipment replacement	1	\$ 60,000.00	G & C Trucking	1.032	0.138	0.045	APCO	Solano
19MOY39	Ag/ off-road	Equipment replacement	1	\$ 20,270.00	Cabrillo Farms Agriculture, Inc	0.096	0.015	0.008	APCO	San Mateo
19MOY67	On-road	Equipment replacement	1	\$ 60,000.00	Pawar Brothers Trucking	1.455	0.220	0.011	APCO	Santa Clara
19MOY36	On-road	Equipment replacement	1	\$ 20,000.00	Guru Nanak Trucking	1.028	0.155	0.008	APCO	Alameda
19MOY70	On-road	Equipment replacement	1	\$ 60,000.00	E.P.A Trucking LLC	0.894	0.119	0.039	APCO	San Mateo
19MOY48	Ag/ off-road	Equipment replacement	1	\$ 18,500.00	Corona Vineyard Management LLC	0.065	0.010	0.007	APCO	Napa
19MOY42	Ag/ off-road	Equipment replacement	1	\$ 51,700.00	Bains Farms LLC	0.335	0.044	0.025	APCO	Solano
19MOY47	Ag/ off-road	Equipment replacement	1	\$ 247,240.00	William Y. Gil dba Grass Farm	1.041	0.050	0.026	2/21/2018	Santa Clara
19MOY7	Marine	Engine replacement	2	\$ 140,000.00	Warrior Poet Sportfishing	0.679	0.011	0.026	2/21/2018	San Francisco
19MOY72	Off-road	Engine replacement	26	\$ 2,084,200.00	Independent Construction, Co.	9.410	0.499	0.269	2/21/2018	Contra Costa
19SBP53	School bus	School bus replacement	4	\$ 558,120.00	Fairfield-Suisun Unified School District	0.259	0.019	0.000	2/21/2018	Solano
19MOY59	Ag/ off-road	Equipment replacement	1	\$ 179,200.00	Kabeela, Inc.	0.625	0.060	0.033	2/21/2018	Santa Clara
19SBP8	School bus	School bus replacement	2	\$ 330,000.00	San Mateo Union High School District	0.195	0.017	0.000	3/7/2018	San Mateo

AGENDA 3 - ATTACHMENT 2

Project #	Equipment category	Project type	# of engines	Proposed contract award	Applicant name	Emission Reductions (Tons per year)			Board approval date	County
						NOx	ROG	PM		
19SBP86	School bus	School bus replacement	1	\$ 165,000.00	San Lorenzo Unified School District	0.082	0.007	0.000	3/7/2018	Alameda
19MOY83	On-road	Equipment replacement	1	\$ 40,000.00	Katakis Trucking	0.769	0.101	0.005	APCO	San Mateo
19SBP96	School bus	School bus replacement	2	\$ 264,500.00	San Lorenzo Unified School District	0.132	0.010	0.000	4/4/2018	Alameda
19SBP58	School bus	School bus replacement	15	\$ 2,018,169.00	Antioch Unified School District	1.302	0.105	0.000	4/4/2018	Contra Costa
19MOY84	Marine	Engine replacement	2	\$ 274,000.00	Brian Collier (Charter fishing)	1.898	0.022	0.068	5/2/2018	San Francisco
19MOY68	Ag/ off-road	Equipment replacement	1	\$ 321,300.00	Morrison Chopping	2.844	0.259	0.162	5/2/2018	Sonoma
19MOY90	Ag/ off-road	Equipment replacement	2	\$ 77,700.00	Garvey Vineyard Management LLC	0.293	0.050	0.032	APCO	Napa
19MOY81	Marine	Engine replacement	2	\$ 156,000.00	Tyler Butler (Commercial fishing)	0.768	-0.015	0.031	5/2/2018	San Mateo
19MOY92	Off-road	Equipment replacement	1	\$ 165,160.00	L.H. Voss Materials	0.638	0.058	0.036	5/2/2018	Contra Costa
19MOY95	Off-road	Equipment replacement	1	\$ 109,000.00	Bethel Island Municipal Improvement District	0.356	0.034	0.018	5/2/2018	Contra Costa
19MOY77	Ag/ off-road	Equipment replacement	1	\$ 35,725.00	KM Vineyard Services	0.103	0.018	0.010	APCO	Alameda
19MOY94	Off-road	Equipment replacement	1	\$ 175,200.00	DJNI Engineering, Inc.	0.835	0.076	0.048	5/2/2018	Santa Clara
19MOY109	Ag/ off-road	Equipment replacement	1	\$ 36,500.00	Achadinha Cheese, Inc.	0.067	0.011	0.008	APCO	Sonoma
19MOY111	Ag/ off-road	Equipment replacement	1	\$ 40,000.00	Michael Wolf Vineyard Services Inc.	0.053	0.004	0.005	APCO	Napa
19MOY112	Off-road	Equipment replacement	1	\$ 297,425.00	Miller Milling Company	0.378	0.047	0.025	5/2/2018	Alameda
19MOY113	Ag/ off-road	Equipment replacement	1	\$ 34,100.00	Schweiger Vineyards, Inc	0.067	0.012	0.008	APCO	Napa
19SBP79	School bus	School bus replacement	1	\$ 137,845.00	San Carlos School Elementary School District	0.098	0.008	0.000	4/4/2018	San Mateo

AGENDA 3 - ATTACHMENT 2

Project #	Equipment category	Project type	# of engines	Proposed contract award	Applicant name	Emission Reductions (Tons per year)			Board approval date	County
						NOx	ROG	PM		
19MOY46	On-road	Equipment replacement	1	\$ 40,000.00	Likers Logistic Inc.	0.534	0.040	0.003	APCO	Alameda
19MOY103	Marine	Engine replacement	2	\$ 164,000.00	William Alexander (Commercial fishing)	1.063	0.019	0.040	5/2/2018	Sonoma
19MOY89	Ag/ off-road	Equipment replacement	1	\$ 36,600.00	Winegrowers Farming Company	0.163	0.030	0.022	APCO	Napa
19MOY144	Off-road	Equipment replacement	1	\$ 200,700.00	West Marin Compost	1.226	0.111	0.070	5/2/2018	Marin
19MOY108	Off-road	Equipment replacement	1	\$ 170,000.00	JPW Development Co., LLC	0.243	0.032	0.018	5/2/2018	Solano
19MOY65	On-road	Equipment replacement	2	\$ 78,000.00	Herrera & Sons Two, Inc. dba family towing	0.767	0.068	0.019	APCO	Santa Clara
19MOY146	Ag/ off-road	Equipment replacement	1	\$ 37,300.00	Volker Eisele Family Estate LLC	0.052	0.013	0.008	APCO	Napa
19MOY17	On-road	Equipment replacement	1	\$ 15,000.00	Shah Trucking	0.831	0.123	0.042	APCO	Alameda
19MOY116	Off-road	Equipment replacement	1	\$ 148,100.00	Noah Concrete Corporation	0.463	0.061	0.042	5/2/2018	Santa Clara
19MOY117	Ag/ off-road	Equipment replacement	2	\$ 113,200.00	KKG Equipment Company, LLC	0.229	0.024	0.019	5/2/2018	Napa
19MOY87	Off-road	Equipment replacement	7	\$ 2,464,000.00	Hanson Aggregates Mid Pacific	11.142	0.637	0.375	5/2/2018	Contra Costa
19MOY136	Ag/ off-road	Equipment replacement	3	\$ 124,700.00	Oak Knoll Farming Corp.	0.236	0.032	0.024	6/6/2018	Napa
19MOY145	Ag/ off-road	Equipment replacement	2	\$ 155,700.00	Robert J Camozzi II	0.719	0.103	0.047	6/6/2018	Sonoma
19MOY120	Ag/ off-road	Equipment replacement	2	\$ 102,000.00	Regusci Vineyard Management, Inc.	0.182	0.008	0.010	6/6/2018	Napa
19MOY121	Ag/ off-road	Equipment replacement	1	\$ 33,000.00	Walter Hansel Winery & Vineyards LLC	0.045	0.004	0.006	APCO	Sonoma
19MOY122	Ag/ off-road	Equipment replacement	1	\$ 36,600.00	Groth Vineyards and Winery LLC	0.072	0.013	0.009	APCO	Napa

AGENDA 3 - ATTACHMENT 2

Project #	Equipment category	Project type	# of engines	Proposed contract award	Applicant name	Emission Reductions (Tons per year)			Board approval date	County
						NOx	ROG	PM		
19MOY127	Ag/ off-road	Equipment replacement	1	\$ 39,900.00	Kenefick Ranches LLC	0.125	0.022	0.016	APCO	Napa
19MOY131	Ag/ off-road	Equipment replacement	2	\$ 28,600.00	Andrea Bartolucci dba Madonna Vineyard	0.074	0.013	0.009	APCO	Napa
19MOY132	Ag/ off-road	Equipment replacement	1	\$ 44,000.00	Bisordi Ranch and Vineyard LLC	0.027	0.017	0.001	APCO	Sonoma
19SBP64	School bus	Equipment replacement	3	\$ 461,416.00	San Mateo Foster City School District	0.325	0.007	0.000	6/6/2018	San Mateo
19MOY151	Ag/ off-road	Equipment replacement	1	\$ 25,575.00	Rare Breed Farm	0.015	0.011	0.004	APCO	Sonoma
19MOY135	Ag/ off-road	Equipment replacement	1	\$ 39,955.00	Kenzo Estate, Inc.	0.053	0.006	0.007	APCO	Napa
19MOY141	Ag/ off-road	Equipment replacement	1	\$ 60,935.00	White Rock Vineyards, Inc.	0.129	0.016	0.011	APCO	Napa
19MOY149	Off-road	Equipment replacement	2	\$ 57,800.00	ACE Hauling Inc.	0.126	0.032	0.026	APCO	San Francisco
19MOY101	Off-road	Equipment replacement	13	\$ 5,011,500.00	SSA Terminals	43.377	2.435	0.174	6/6/2018	Alameda
19MOY138	Ag/ off-road	Equipment replacement	1	\$ 21,790.00	Solano Foothill Vineyard, LLC	0.032	0.030	0.008	APCO	Solano
19MOY152	Off-road	Equipment replacement	6	\$ 705,211.00	Sims Group USA dba Sims Metal Management	2.516	0.272	0.129	6/6/2018	Contra Costa
19MOY118	Marine	Engine replacement	1	\$ 75,000.00	Mendler Brothers Fish LLC	0.150	0.002	0.006	APCO	Contra Costa
19MOY150	Ag/ off-road	Equipment replacement	1	\$ 58,000.00	St. Supery Inc.	0.151	0.023	0.017	APCO	Napa
19MOY160	Off-road	Equipment replacement	40	\$ 2,080,900.00	United Airlines, Inc.	3.177	0.410	0.260	6/6/2018	San Mateo
19MOY143	On-road	Equipment replacement	1	\$ 60,000.00	G&G Trucking	1.049	0.158	0.008	APCO	Alameda
19MOY154a	On-road	Equipment replacement	1	\$ 30,000.00	Ontrack Moving LLC	0.333	0.046	0.019	APCO	Alameda
19MOY154b	On-road	Equipment replacement	1	\$ 40,000.00	Ontrack Moving LLC	0.489	0.077	0.030	APCO	Alameda

AGENDA 3 - ATTACHMENT 2

Project #	Equipment category	Project type	# of engines	Proposed contract award	Applicant name	Emission Reductions (Tons per year)			Board approval date	County
						NOx	ROG	PM		
19MOY154c	On-road	Equipment replacement	1	\$ 40,000.00	Ontrack Moving LLC	0.445	0.068	0.027	APCO	Alameda
19MOY154d	On-road	Equipment replacement	1	\$ 40,000.00	Ontrack Moving LLC	0.493	0.074	0.030	APCO	Alameda
19SBP52	School bus	Equipment replacement	1	\$ 95,650.00	Castro Valley Unified School District	0.035	0.002	0.000	APCO	Alameda
19SBP91	School bus	Equipment replacement	1	\$ 84,279.00	Redwood City School District	0.063	0.004	0.000	APCO	San Mateo
19MOY99	Ag/ off-road	Equipment replacement	1	\$ 154,520.00	Sonoma Soil Builders, Inc.	0.570	0.053	0.030	TBD	Sonoma
19MOY119	Ag/ off-road	Equipment replacement	2	\$ 89,920.00	Jaswant S. Bains	0.659	0.094	0.063	APCO	Solano
19MOY169	Ag/ off-road	Equipment replacement	2	\$ 91,720.00	Walnut Grove Partnership	0.387	0.058	0.033	APCO	Solano
19MOY161	Ag/ off-road	Equipment replacement	2	\$ 70,310.00	Capp Family Vineyards, Inc.	0.123	0.013	0.008	APCO	Napa
19MOY165	Ag/ off-road	Equipment replacement	1	\$ 28,460.00	Washoe Valley Duck Farm	0.022	0.017	0.005	APCO	Sonoma
19MOY130	Ag/ off-road	Equipment replacement	2	\$ 102,350.00	Jericho Canyon Vineyards, LLC	0.301	0.049	0.036	TBD	Napa
19MOY134	Ag/ off-road	Equipment replacement	5	\$ 197,875.00	Huneus Vintners, LLC	0.521	0.071	0.060	TBD	Napa
19MOY153	Ag/ off-road	Equipment replacement	1	\$ 45,400.00	De Coninck Vineyards	0.164	0.009	0.010	APCO	Napa
19MOY155	Ag/ off-road	Equipment replacement	1	\$ 16,450.00	Petersen Land Management, Inc.	0.031	0.022	0.006	APCO	Sonoma
19MOY170	Ag/ off-road	Equipment replacement	1	\$ 225,000.00	Robert McClelland Dairy	0.797	0.077	0.042	TBD	Sonoma
19MOY162	Off-road	Equipment replacement	1	\$ 119,800.00	Lind Marine, Inc.	0.612	0.057	0.035	TBD	Solano
19SBP61	School bus	Equipment replacement	8	\$ 644,384.00	Berkeley Unified School District	0.340	0.018	0.000	TBD	Alameda
20MOY6	On-road	Equipment replacement	5	\$ 1,011,000.00	Alameda-Contra Costa Transit District	0.305	0.005	0.002	TBD	Alameda
101 Projects			248	\$ 28,175,062.22		144.166	9.113	4.418		

AGENDA 3 - ATTACHMENT 2

Figure 1: CMP/MSIF and Community Health Protection Grant Program Funding Distribution by Equipment Category as of 7/6/18

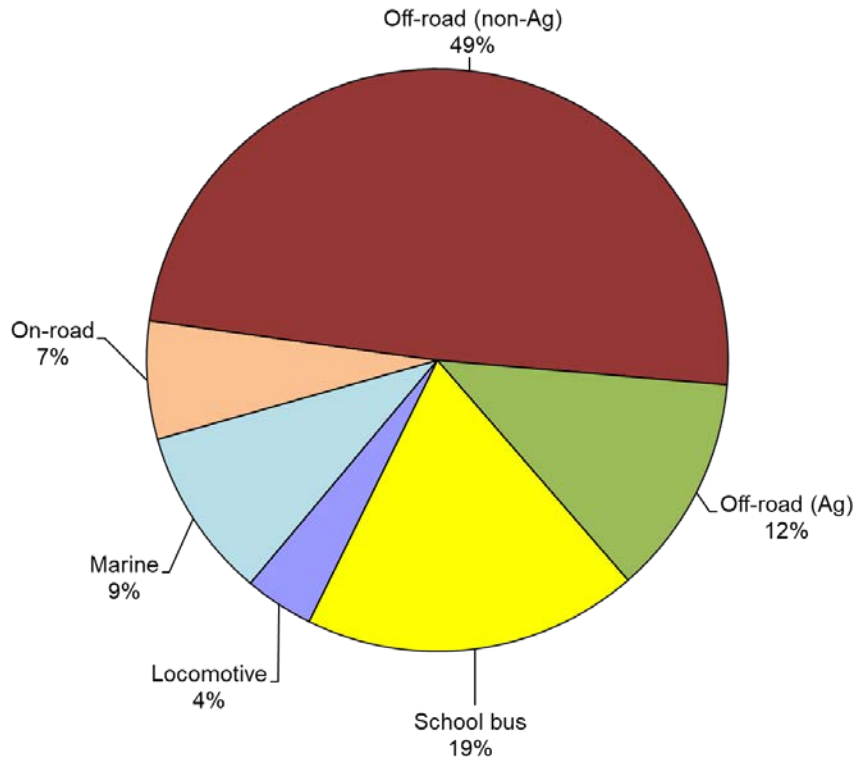
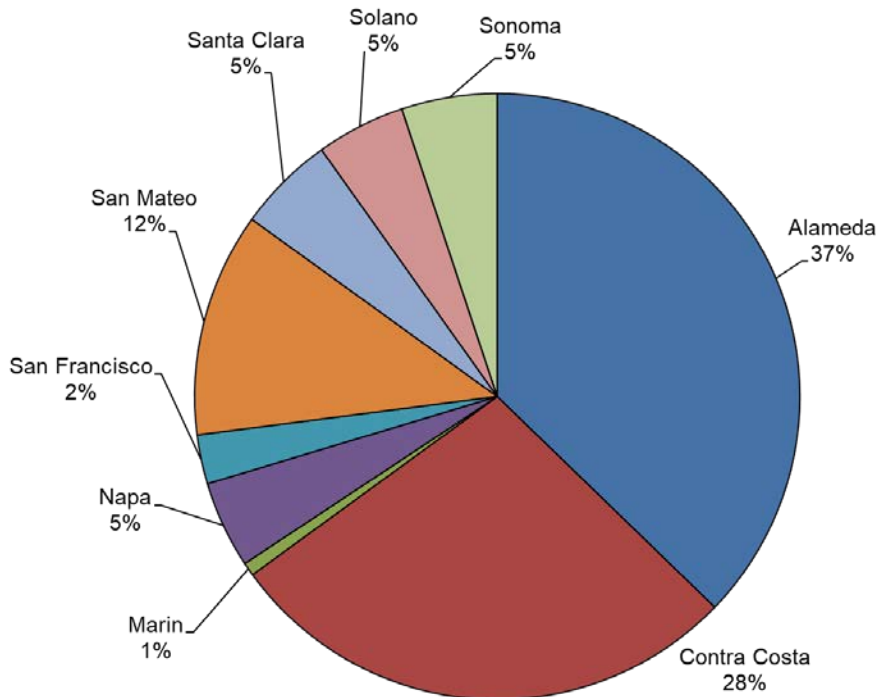


Figure 2: CMP/MSIF and Community Health Protection Grant Program Funding Distribution by County as of 7/6/18



AGENDA 3 - ATTACHMENT 3

Figure 3: CMP, MSIF, CHP funding since 2009 by equipment category

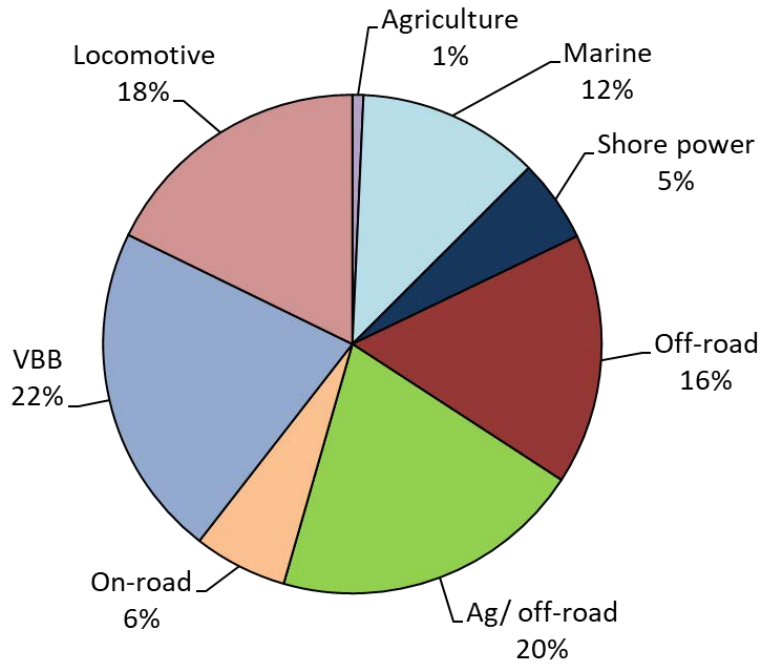
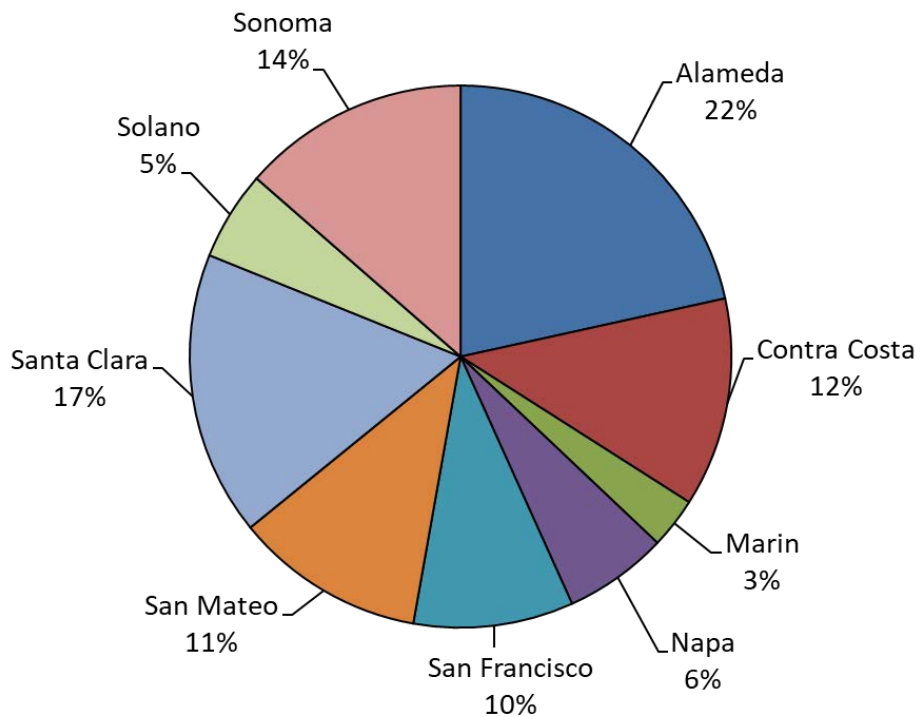


Figure 4: CMP, MSIF, CHP funding since 2009 by county



AGENDA 3 - ATTACHMENT 4

Summary of all TFCA approved and eligible projects (evaluated between 7/1/17 and 7/6/18)

Project #	Project Category	Project Description	Award Amount	Applicant Name	Emission Reductions (Tons per year)			Board Approval Date	CARE Area	County
					NO _x	ROG	PM			
Project Pending Board Approval										
18R18	Bicycle Facilities	Install 0.09 miles of Class I and upgrade 0.28 miles of Class II to Class IV bikeways in Los Gatos	\$242,000	Town of Los Gatos	0.029	0.056	0.039	Pending	No	Santa Clara
Projects Approved										
17EV005	Electric Vehicle (EV) Charging Stations	Install and operate 5 single-port Level 2 (high) charging stations in Daly City, San Carlos, Menlo Park and Mountain View	\$15,000	Concept Hotels	0.008	0.011	0.000	7/11/17	No	San Mateo / Santa Clara
17EV009	EV Charging Stations	Install and operate 4 dual-port Level 2 (low) charging stations in Menlo Park and Cupertino	\$10,000	J Cyril Johnson Investment Corp	0.005	0.007	0.000	7/27/17	No	San Mateo / Santa Clara
17EV011	EV Charging Stations	Install and operate 3 dual-port Level 2 (high) charging stations in San Francisco	\$10,936	San Francisco Zoological Society	0.006	0.008	0.000	8/3/17	No	San Francisco
17EV013	EV Charging Stations	Install and operate 4 dual-port Level 2 (high) charging stations in San Jose	\$16,000	San Jose Healthcare System, LP	0.009	0.011	0.000	7/20/17	Yes	Santa Clara
17EV015	EV Charging Stations	Install and operate 14 dual-port Level 2 (high) charging stations in Santa Rosa and Petaluma	\$56,000	Sonoma County Junior College District	0.030	0.040	0.001	7/6/17	No	Sonoma
17EV016	EV Charging Stations	Install and operate 6 dual-port Level 2 (low) charging stations in Hayward	\$15,000	California State University, East Bay Foundation Inc.	0.008	0.011	0.000	7/18/17	No	Alameda
17EV018*	EV Charging Stations	Install and operate 182 single-port Level 2 (high) and 8 DC Fast charging stations with solar in Los Altos, Mountain View, and Los Altos Hills	\$1,400,763	Los Altos School District	0.390	0.508	0.008	10/4/17	No	Santa Clara
17EV019	EV Charging Stations	Install and operate 3 dual-port Level 2 (high) chargers in San Jose	\$12,000	Asian Americans for Community Involvement of Santa Clara Co. Inc.	0.007	0.009	0.000	8/28/17	Yes	Santa Clara
17EV020	EV Charging Stations	Install and operate 6 single-port Level 2 (high) charging stations in Los Altos Hills	\$29,078	Fremont Hills Country Club	0.018	0.024	0.000	7/20/17	No	Santa Clara
17EV021	EV Charging Stations	Install and operate 52 single-port Level 2 (high) charging stations in San Jose	\$156,000	North First SJ, LP	0.084	0.110	0.002	10/4/17	No	Santa Clara
17EV022	EV Charging Stations	Install and operate 26 single-port Level 2 (high) and 1 DC Fast charging stations in Los Altos	\$96,000	Mountain View Los Altos High School District	0.056	0.073	0.001	10/4/17	No	Santa Clara
17EV023	EV Charging Stations	Install and operate 3 single-port Level 2 (high) charging stations with solar in Richmond	\$18,000	San Francisco Estuary Institute	0.005	0.006	0.000	8/15/17	Yes	Contra Costa
17EV024	EV Charging Stations	Install and operate 20 single-port Level 2 (high) charging stations with solar in Cotati	\$120,000	Old Redwood Commons Association	0.033	0.042	0.001	10/4/17	No	Sonoma
17EV025	EV Charging Stations	Install and operate 3 dual-port Level 2 (high) charging stations in San Mateo	\$12,000	BCSP Crossroads Property LLC	0.007	0.009	0.000	8/17/17	No	San Mateo
17EV026	EV Charging Stations	Install and operate 3 dual-port Level 2 (high) charging stations in Half Moon Bay	\$12,000	City of Half Moon Bay	0.007	0.009	0.000	3/7/18	No	San Mateo
17EV027	EV Charging Stations	Install and operate 8 dual-port Level 2 (high) charging station in San Jose	\$32,000	Santa Clara Valley Transportation Authority	0.017	0.023	0.000	10/11/17	Yes	Santa Clara
17EV029	EV Charging Stations	Install and operate 4 single-port Level 2 (high) charging stations in Albany	\$12,000	City of Albany	0.007	0.009	0.000	11/13/17	Yes	Alameda
17EV031	EV Charging Stations	Install and operate 32 Level 2 (high) single port charging stations in Sunnyvale and Cupertino	\$96,000	Fremont Union High School District	0.052	0.068	0.001	11/14/17	No	Santa Clara
17R18	Bicycle Facilities	Install 0.31 miles of Class II and 10.48 miles Class III bikeways in Daly City	\$133,117	City of Daly City	0.071	0.093	0.138	10/4/17	No	San Mateo
17R19	Bicycle Facilities	Install 0.36 miles of Class IV bikeways in Half Moon Bay	\$25,099	City of Half Moon Bay	0.003	0.004	0.006	9/13/17	No	San Mateo
17R20	Bicycle Facilities	Install 1.87 miles of Class II bikeways in Santa Rosa	\$201,907	City of Santa Rosa	0.027	0.039	0.050	10/4/17	No	Sonoma
17R21	Bicycle Facilities	Install 1.7 miles of Class II and 7.8 miles of Class III bikeways in San Leandro	\$139,128	City of San Leandro	0.030	0.040	0.059	10/4/17	Yes	Alameda
17R22	Bicycle Facilities	Install 3.05 miles of Class III bikeways in Redwood City	\$29,206	City of Redwood City	0.004	0.005	0.007	9/13/17	No	San Mateo
17R23	Bicycle Facilities	Install 0.8 miles of Class I bikeway in Albany	\$246,552	East Bay Regional Park District	0.030	0.040	0.059	10/4/17	Yes	Alameda
17R24	Bicycle Facilities	Install 7.76 miles of Class III and 0.7 miles of Class IV bikeways in Cupertino	\$138,359	City of Cupertino	0.017	0.024	0.031	10/4/17	No	Santa Clara
17R26	Bicycle Facilities	Install 0.28 miles of Class I bikeway in San Carlos	\$120,721	City of San Carlos	0.015	0.024	0.023	10/4/17	No	San Mateo
17R27	Bicycle Facilities	Install 20 electronic bicycle lockers in Richmond	\$40,000	City of Richmond	0.005	0.007	0.009	9/13/17	Yes	Contra Costa
17R28	Bicycle Facilities	Install 104 electronic bicycle lockers in San Jose	\$208,000	City of San Jose	0.026	0.037	0.048	10/4/17	Yes	Santa Clara
17R29	Bicycle Facilities	Install 40 electronic bicycle lockers in San Francisco	\$100,000	San Francisco Municipal Transportation Agency	0.014	0.019	0.028	9/13/17	Yes	San Francisco

AGENDA 3 - ATTACHMENT 4

Summary of all TFCA approved and eligible projects (evaluated between 7/1/17 and 7/6/18)

Project #	Project Category	Project Description	Award Amount	Applicant Name	Emission Reductions (Tons per year)			Board Approval Date	CARE Area	County
					NO _x	ROG	PM			
17R30	Bicycle Facilities	Install 16 electronic bicycle lockers in Oakland	\$36,000	City of Oakland	0.005	0.007	0.009	9/13/17	Yes	Alameda
17R31	Bicycle Facilities	Install 74 bicycle racks and 8 electronic bicycle lockers in Fremont	\$21,550	City of Fremont	0.006	0.008	0.011	9/13/17	No	Alameda
17R32	Bicycle Facilities	Install 171 bicycle racks in Palo Alto	\$12,825	Palo Alto Unified School District	0.012	0.016	0.016	9/13/17	No	Santa Clara
18EV001	EV Charging Stations	Install and operate 244 Level 2 (high) single-port charging stations in San Jose, Campbell, and Saratoga	\$732,000	Campbell Union High School District	0.396	0.516	0.008	12/20/17	No	Santa Clara
18EV002	EV Charging Stations	Install and operate 5 dual-port Level 2 (high) charging stations in Mountain View and South San Francisco	\$15,000	HCP, Inc.	0.008	0.011	0.000	3/14/18	No	San Mateo / Santa Clara
18EV004	EV Charging Stations	Install and operate 4 dual-port level 2 (high) charging stations at 2 workplace facilities in San Jose	\$16,000	San Jose Water Company	0.009	0.011	0.000	6/6/18	Yes	Santa Clara
18EV005	EV Charging Stations	Install and operate 2 dual-port Level 2 (high) and 1 single-port Level 2 (high) charging stations in Napa	\$11,000	Napa County Superintendent of Schools	0.006	0.008	0.000	1/3/18	No	Napa
18EV006	EV Charging Stations	Install and operate 1 dual-port level 2 (high) and 1 DC Fast charging stations in Emeryville	\$29,000	City of Emeryville	0.016	0.020	0.000	1/10/18	Yes	Alameda
18EV008	EV Charging Stations	Install and operate 20 dual-port Level 2 (high) charging stations in Pleasant Hill, San Pablo, San Ramon, and Pittsburg	\$80,000	Contra Costa Community College District	0.043	0.056	0.001	2/28/18	Yes	Contra Costa
18EV009	Electric Vehicle (EV) Charging Stations	Install and operate 72 dual-port Level 2 (low) charging stations with solar in San Francisco	\$267,000	City and County of San Francisco	0.097	0.127	0.002	6/6/18	No	San Francisco
18EV010	EV Charging Stations	Install and operate 5 dual-port level 2 (high) charging stations in Milpitas	\$20,000	Sonicwall Inc	0.011	0.014	0.000	1/17/18	No	Santa Clara
18EV011	EV Charging Stations	Install and operate 24 single-port level 2 (high) charging stations in San Jose	\$72,000	Vocera Communications, Inc.	0.039	0.051	0.001	11/22/17	Yes	Santa Clara
18EV013	EV Charging Stations	Install and operate 3 dual-port Level 2 (high) charging stations at 1 workplace facility in Fairfield	\$12,000	Solano Community College District	0.007	0.009	0.000	4/4/18	No	Solano
18EV014	EV Charging Stations	Install and operate 32 single-port level 2 (high) charging stations in San Jose	\$96,000	The Harker School	0.052	0.068	0.001	1/17/18	No	Santa Clara
18EV016	EV Charging Stations	Install and operate 8 single-port Level 2 (high) and 2 dual-port Level 2 (low) with solar at 3 multi-dwelling unit facilities in East Palo Alto, Danville, and Vallejo.	\$56,000	GRID Alternatives	0.016	0.020	0.000	4/11/18	Yes	San Mateo / Contra Costa / Solano
18EV017	EV Charging Stations	Install and operate 74 single-port Level 2 (high) and 5 DC Fast charging stations with solar in Palo Alto	\$500,000	Palo Alto Unified School District	0.161	0.210	0.003	5/2/18	No	Santa Clara
18EV018	EV Charging Stations	Install and operate 10 single-port Level 2 (high) charging stations at 1 workplace facility in Los Altos	\$30,000	Los Altos Fields, LLC	0.016	0.021	0.000	4/4/18	No	Santa Clara
18EV020	EV Charging Stations	Install and operate 16 dual-port level 2 (high) charging stations at 4 destination facilities in San Francisco	\$64,000	University of California San Francisco	0.035	0.045	0.001	6/5/18	No	San Francisco
18EV021	EV Charging Stations	Install and operate 14 dual-port and 3 single-port Level 2 (high) charging stations in San Rafael	\$65,000	County of Marin	0.035	0.046	0.001	3/14/18	No	Marin
18EV022	EV Charging Stations	Install and operate 1 dual-port Level 2 (high) and 1 DC Fast charging stations at 1 transportation corridor facility in Colma	\$29,000	Town of Colma	0.016	0.020	0.000	4/12/18	No	San Mateo
18EV023	EV Charging Stations	Install and operate 24 single-port Level 2 (high) charging stations at 1 workplace facility in Burlingame.	\$72,000	NABI LLC	0.039	0.051	0.001	4/12/18	No	San Mateo
18EV025	EV Charging Stations	Install and operate 2 dual-port Level 2 (high) and 1 DC Fast at 1 transportation corridor facility in Newark	\$33,000	DTP-LV Associates, LLC	0.018	0.023	0.000	4/12/18	No	Alameda
18EV026	EV Charging Stations	Install and operate 3 dual-port Level 2 (high) charging stations at 1 workplace facility in San Jose.	\$12,000	Cupertino Electric, Inc.	0.007	0.009	0.000	6/6/18	No	Santa Clara
18EV027	EV Charging Stations	Install and operate 7 dual-port Level 2 (high) charging stations at 1 destination facility in Oakland.	\$28,000	City of Oakland	0.015	0.020	0.000	6/6/18	Yes	Alameda
18EV028	EV Charging Stations	Install and operate 25 dual-port Level 2 (high) charging stations with solar in Alameda and Oakland	\$130,000	Peralta Community College District	0.054	0.071	0.001	5/2/18	Yes	Alameda
18EV030	EV Charging Stations	Install and operate 150 single-port Level 2 (high) and 5 DC Fast charging stations in San Jose	\$500,000	East Side Union High School District	0.282	0.368	0.005	5/2/18	Yes	Santa Clara
18EV031	EV Charging Stations	Install and operate 5 dual-port Level 2 (high) charging stations at 1 destination facility in San Francisco.	\$20,000	The Ignatian Corporation	0.011	0.014	0.000	5/28/18	No	San Francisco

AGENDA 3 - ATTACHMENT 4

Summary of all TFCA approved and eligible projects (evaluated between 7/1/17 and 7/6/18)

Project #	Project Category	Project Description	Award Amount	Applicant Name	Emission Reductions (Tons per year)			Board Approval Date	CARE Area	County
					NO _x	ROG	PM			
18EV033	EV Charging Stations	Install and operate 8 dual-port level 2 (high) charging stations at 1 workplace facility in San Leandro	\$32,000	2000 Marina LLC	0.017	0.023	0.000	6/6/18	Yes	Alameda
18EV034	EV Charging Stations	Install and operate 150 single-port Level 2 (high) and 5 DC Fast charging stations in San Jose	\$500,000	San Jose Unified School District	0.282	0.368	0.005	5/2/18	Yes	Santa Clara
18EV037	EV Charging Stations	Install and operate 44 single port level 2 (high) and 6 DC Fast charging stations in Cupertino and San Jose	\$199,500	Fremont Union High School District	0.122	0.159	0.002	5/2/18	No	Santa Clara
18EV039	EV Charging Stations	Install and operate 144 single-port Level 2 (high) and 4 DC Fast charging stations in Saratoga and Santa Clara	\$500,000	West Valley-Mission Community College District	0.286	0.372	0.005	5/2/18	No	Santa Clara
18EV040	EV Charging Stations	Install and operate 26 single-port level 2 (high) charging stations at 2 workplace facilities in Milpitas and Redwood City	\$78,000	Clean Fuel Connection, Inc.	0.042	0.055	0.001	5/2/18	No	San Mateo / Santa Clara
18EV041	EV Charging Stations	Install and operate 144 single-port Level 2 (high) and 4 DC Fast charging stations in Cupertino and Los Altos Hills	\$500,000	Foothill De-Anza Community College District	0.286	0.372	0.005	5/2/18	No	Santa Clara
18EV042	EV Charging Stations	Install and operate 1 DC Fast (65 kW) charging station at 1 workplace facility in San Jose	\$18,000	NIO USA, Inc	0.014	0.018	0.000	5/28/18	No	Santa Clara
18EV044	EV Charging Stations	Install and operate 3 Level 2 (high) and 1 DC Fast charging stations at 1 destination facility in Oakland.	\$30,000	Chabot Space & Science Center Foundation	0.020	0.026	0.000	6/1/18	No	Alameda
18EV045	EV Charging Stations	Install and operate 1 single-port and 2 dual-port Level 2 (high) charging stations at 2 destination facilities in Dublin	\$11,000	City of Dublin	0.006	0.008	0.000	5/9/18	Yes	Alameda
18EV048	EV Charging Stations	Install and operate 12 dual-port Level 2 (high) charging stations at 3 workplace facilities in San Jose, Livermore, and Walnut Creek.	\$48,000	Caltrans	0.026	0.034	0.001	5/28/18	No	Santa Clara / Alameda / Contra Costa
18EV051	EV Charging Stations	Install and operate 4 dual-port Level 2 (high) charging stations at 1 workplace facility in Santa Clara.	\$16,000	Santa Clara Towers LLC	0.009	0.011	0.000	5/28/18	No	Santa Clara
18EV052	EV Charging Stations	Install and operate 5 Level 2 (high) charging stations at 5 destination facilities in Dublin.	\$20,000	Dublin Crossing LLC	0.011	0.014	0.000	5/22/18	Yes	Alameda
18EV055	EV Charging Stations	Install and operate 1 single-port Level 2 (low) and 1 DC Fast charging stations with solar at 1 transportation corridor facility in Sausalito.	\$46,000	Intertie, Incorporated	0.014	0.019	0.000	6/6/18	No	Marin
18EV057	EV Charging Stations	Install and operate 1 dual-port Level 2 (high) and 1 single-port Level 2 (high) charging stations and a 265 kW solar array at 1 destination facility in San Rafael.	\$13,000	City of San Rafael	0.004	0.005	0.000	6/6/18	No	Marin
18R05	Rideshare Services	SJSU Ridesharing & Trip Reduction	\$140,000	Associated Students, San Jose State University	0.808	0.920	1.282	11/1/17	Yes	Regional
18R06	Shuttle Services	ACE Shuttle 53 and 54	\$80,000	San Joaquin Regional Rail Commission	0.331	0.390	0.629	10/3/17	Yes	Alameda
18R07	Shuttle Services	ACE Shuttle Bus Program	\$960,000	Santa Clara Valley Transportation Authority	2.455	2.508	4.222	11/1/17	Yes	Santa Clara
18R09	Shuttle Services	PresidiGo Downtown Shuttle	\$100,000	Presidio Trust	0.213	0.267	0.364	10/3/17	Yes	San Francisco
18R10	Shuttle Services	Caltrain Shuttle Program	\$612,100	Peninsula Corridor Joint Powers Board	1.539	1.832	2.641	11/1/17	No	San Mateo / Santa Clara
18R11	Rideshare Services	511 Regional Vanpool & Carpool Program	\$991,000	Metropolitan Transportation Commission	0.802	1.783	3.507	11/1/17	Yes	Regional
18R12	Shuttle Services	Emery Go-Round Shuttle	\$238,819	City of Emeryville	0.233	0.270	0.415	11/1/17	Yes	Alameda
18R13	Bicycle Facilities	Install 0.8 miles of Class I and 0.1 miles of Class IV bikeways in Alameda	\$138,560	City of Alameda	0.017	0.022	0.033	6/6/18	Yes	Alameda
18R15	Bicycle Facilities	Install 0.87 miles of Class I bikeway in San Rafael	\$248,400	City of San Rafael	0.030	0.039	0.060	6/6/18	Yes	Marin
18R16	Bicycle Facilities	Install 0.78 of Class II and 0.72 of Class III bikeways in South San Francisco	\$120,106	City of South San Francisco	0.027	0.036	0.053	6/6/18	No	San Mateo
18R17	Bicycle Facilities	Install 0.45 miles of Class I bikeway in Rodeo	\$138,669	East Bay Regional Park District	0.017	0.022	0.033	6/6/18	No	Contra Costa
18R19	Bicycle Facilities	Install 0.45 miles of Class I bikeway in Larkspur	\$283,637	Transportation Authority of Marin	0.035	0.045	0.069	6/6/18	No	Marin

83 Projects

\$12,765,031

10.075 12.817 13.905

*The award for Project #17EV018 includes \$99,900 of funds from the California Energy Commission (CEC). The TFCA award for this project is \$1,300,863.

AGENDA 3 - ATTACHMENT 5

Summary of TFCA funds distributed by county and project category
(between 7/1/17 and 7/6/18)

Figure 1: TFCA Projects Awarded
Distributed by Project Category

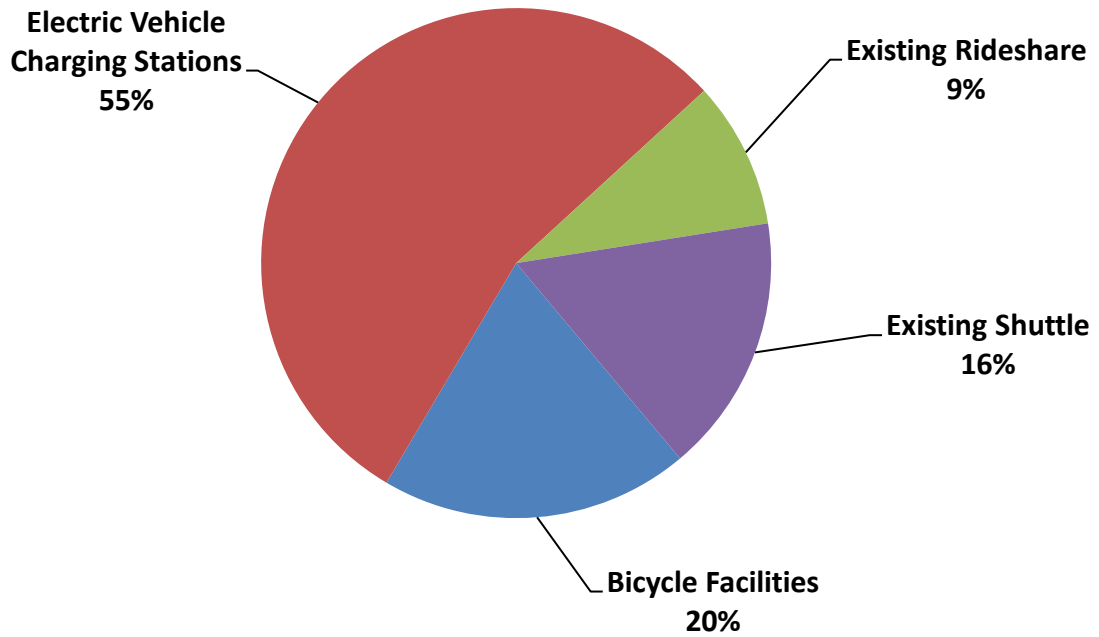
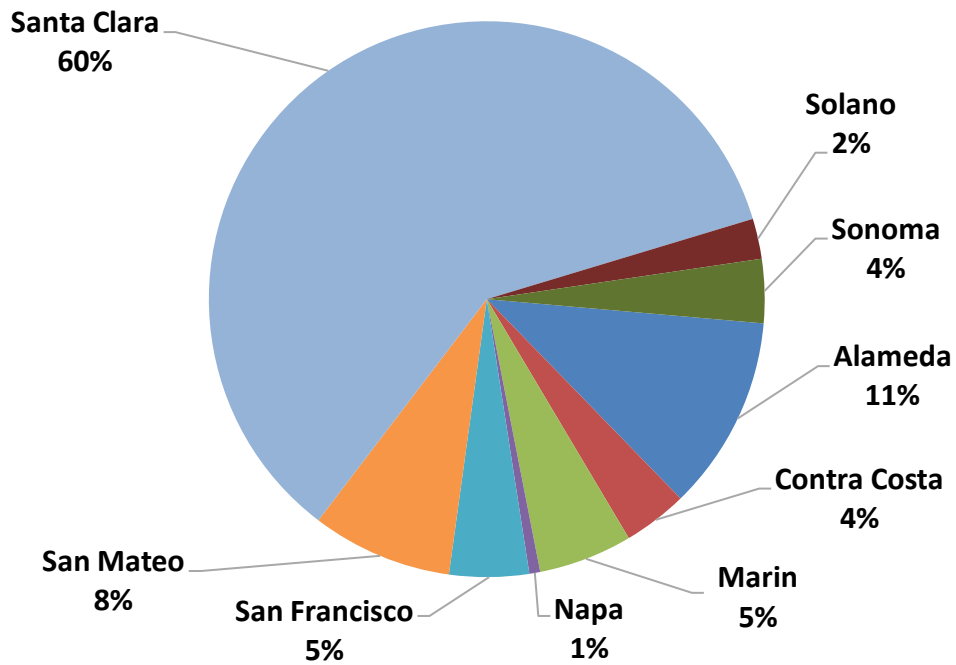


Figure 2: TFCA Projects Awarded
Distributed by County



BAY AREA AIR QUALITY MANAGEMENT DISTRICT

Memorandum

To: Chairperson Scott Haggerty and Members
of the Mobile Source Committee

From: Jack P. Broadbent
Executive Officer/APCO

Date: July 16, 2018

Re: Approval of Contract for Clean Cars for All Program Case Managers

RECOMMENDED ACTION

Recommend to the Board of Directors:

1. Authorize the Executive Officer/APCO to execute a contract with GRID Alternatives at a cost not to exceed \$250,000 for services performed in Fiscal Year Ending (FYE) 2018 and FYE 2019.

BACKGROUND

In March 2018, the Air District and California Air Resources Board (ARB) finalized an agreement to implement the Clean Cars for All Program in the Bay Area. Clean Cars for All provides incentives for low income households (up to 400% of the Federal Poverty Level) in disadvantaged communities to retire older, high-polluting vehicles and replace them with a newer, cleaner vehicle or with alternative transportation options (e.g. Clipper card). Eligible vehicles for purchase or lease include hybrid electric, plug-in hybrid, or electric vehicles.

By replacing older, higher-emitting vehicles and replacing them with cleaner cars or alternative transportation options, this program will reduce criteria pollutants in disadvantaged communities throughout the Bay Area. Clean Cars for All also supports the Bay Area and California's goals for reductions in greenhouse gas emission (80% below 1990 levels by 2050) and zero-and near-zero emission vehicle deployment (90% of the Bay Area passenger vehicles by 2050 and 5 million vehicles statewide by 2030).

The agreement with ARB provides \$5M for the two-year program, 5% of which may be used to subcontract with third party entities to address issues associated with participation of low-income consumers in disadvantaged communities. Air District staff are setting up the program components that are needed to open the program to the public, including:

- Application system and website;
- Case managers to support applicants through the application and incentive process;
- Partnerships with dealers, vehicle scrappers, and alternative transportation programs; and
- Materials for stakeholder engagement and outreach to disadvantaged communities.

The Air District issued a Request for Proposals (RFP) for Case Managers to support Clean Cars for All on April 3, 2018. The RFP provides up to \$250,000 to provide one-on-one assistance and support to eligible consumers that apply to the Clean Cars for All Program. Two proposals were received by the May 17, 2018 deadline from GRID Alternatives and Opus Inspection, Inc.

Based on the review process and scores outlined in Attachment 1, staff is recommending GRID Alternatives for a contract not to exceed \$250,000 to be case managers for Clean Cars for All in FYE 2019 and FYE 2020.

BUDGET CONSIDERATION/FINANCIAL IMPACT

Funding for this GRID Alternatives contract comes from a \$5M grant from the California Air Resources Board and is supported by the “California Climate Investments” (CCI) program.

Respectfully submitted,

Jack P. Broadbent
Executive Officer/APCO

Prepared by: Tin Le
Reviewed by: Ranyee Chiang

Attachment 1: Summary of Clean Cars for All Request for Proposals and Review

Summary of Clean Cars for All Request for Proposals and Review

Two proposals were received in response to the Request for Proposals (RFP) for Case Managers to support Clean Cars for All from GRID Alternatives and Opus Inspection, Inc.

A panel of four Air District staff, from the Technology Implementation Office, Strategic Incentives Division and Community Engagement Office, and one community representative performed a thorough evaluation of proposals based on the following criteria:

- Expertise – Expertise and experience of the organization and personnel assigned to RFP tasks; organization’s ability to perform and complete the work in a professional and timely manner.
- Approach – Responsiveness of the proposal, based upon a clear understanding of the work to be performed, related challenges, and plans to mitigate those challenges.
- Cost – Cost or cost effectiveness and resource allocation strategy, including completeness and level of detail in budget, percent of administrative and overhead costs, and whether there is cost-share.
- Conflicts of Interest – Conflicts of interest are addressed.
- Organization’s Specialty Focus Area – Local organizations headquartered in the Air District’s jurisdiction and those that are certified as green businesses by a local government agency or independent private rating organization.

The panelists average scores are summarized in Table 1 below:

Table 1. Scoring of Proposals

Criteria	Total Points Possible	GRID Alternatives	Opus Inspection, Inc.
Expertise	30	24.2	21.6
Approach	30	24.4	18.6
Cost	30	25	17.8
Conflicts of Interests	5	4.4	5
Organization’s Specialty Focus Area	5	2.5	0
Total points	100	80.5	63

GRID Alternatives received the highest combined score of 80.5 for their proposal.

GRID alternatives, headquartered in Oakland, is the country’s largest nonprofit providing clean energy solutions to low-income families. GRID has over 10 years of experience providing multilingual and multicultural case management support for various grant programs in the Bay Area. Panelists noted that the strengths of this proposal included expertise in working with low income consumers in disadvantaged communities in the Bay Area, a thoughtful approach that included anticipated challenges and mitigation strategies, and a cost proposal that included significant cost sharing.

BAY AREA AIR QUALITY MANAGEMENT DISTRICT

Memorandum

To: Chairperson Director Haggerty and Members
of the Mobile Source Committee

From: Jack P. Broadbent
Executive Officer/APCO

Date: July 12, 2018

Re: New Grant Program Revenues and Request to Increase Staffing in the Strategic
Incentives Division

RECOMMENDED ACTION

Recommend Board of Directors:

1. Authorize the Bay Area Air Quality Management District (Air District) to accept, obligate, and expend up to \$130 million in funding from the Volkswagen Environmental Mitigation Trust (VW Trust) and \$1,160,311 in funding from the United States Environmental Protection Agency; and amend the Fiscal Year Ending (FYE) 2019 budget to account for this new funding;
2. Authorize the Executive Officer/APCO to enter into all agreements necessary to accept, obligate, and expend this funding; and
3. Authorize the creation of six additional full-time equivalent (FTE) positions in the Strategic Incentives Division.

BACKGROUND

Since 1992, the Air District's Strategic Incentives Division (SID) has administered grant funding designed to help accelerate the adoption of cleaner vehicles and equipment to support the Air District's mission of improving air quality, and protecting public health and the global climate. The recently adopted fiscal year ending 2019 FYE 2019 budget contemplated that over \$100 million in grant funding will be awarded by the Air District to support projects that improve air quality in the Bay Area, with most of this funding being prioritized for projects located in communities that experience disproportionately higher concentrations of air pollution.

In California, the California Air Resources Board (ARB) has been designated as Lead Agency to act on the State's behalf in implementing California's allocation of the VW Environmental Mitigation Trust (VW Trust). On May 25, 2018, the ARB approved the Beneficiary Mitigation Plan (Plan) which through the VW Trust will provide about \$423 million for projects in California to mitigate the excess nitrogen oxide (NOx) emissions caused by VW's use of illegal defeat devices in certain diesel vehicles.

The United States Environmental Protection Agency (US EPA) Clean Diesel Program provides support for projects that protect human health and improve air quality by reducing harmful emissions from diesel engines. This program includes grants and rebates funded under the Diesel Emissions Reduction Act (DERA).

DISCUSSION

Since the adoption of the FYE 2019 budget, the Air District has learned that it will be awarded additional funding, which may increase its estimated revenue to over \$130 million in FYE 2019. Table 1 below shows the revised total estimated incentive revenue for FYE 2019 by program.

Table 1: Estimates of Incentive Revenue in FYE 2019

Funding Source	Funding Amount in Millions (M)
Carl Moyer Program (CMP)	\$9 M
Community Air Protection Program (AB 134/617)	\$50 M
Mobile Source Incentive Fund (MSIF)	\$13 M
Transportation Fund for Clean Air (TFCA)	\$25 M
*Volkswagen NOx Mitigation Funds	\$30 M
Other Funding (Federal, state, and settlement funds)	\$5 M
Total	~\$132 M

** Total Volkswagen NOx mitigation funding is \$423M statewide. The funding allocation for this chart assumes 33% of funding will be awarded to eligible Bay Area and Northern California based projects. Project funding is projected to be dispersed over a 4- to 6-year period and administrative funding is estimated over a 10-year period.*

The following sections provide additional background on two new sources of program funding that staff wishes the Board of Directors to consider accepting:

VW Trust Program Funding

The VW Trust funding will provide funding opportunities for settlement specified eligible actions that are focused mostly on "scrap and replace" projects for the heavy-duty sector, including on-road freight trucks, transit and shuttle buses, school buses, forklifts and port cargo handling equipment, commercial marine vessels, and freight switcher locomotives. CARB staff estimates the Plan's funding actions in aggregate will reduce about 10,000 tons of NOx statewide over a 10-year period.

The incentive programs described in the Plan and the VW Trust funding is proposed be administered on a statewide basis by three air districts including: Bay Area, South Coast Air Quality Management District, and San Joaquin Valley Air Pollution Control District.

The types of solicitations (Mitigation Actions/Project Categories) and solicitations which would be assigned to the Bay Area Air District are bolded in Table 1 below.

Table 2: Summary of VW Plan mitigation actions, funding, and lead air district

Mitigation Action/Project Category	Project Funding Allocation (in millions)*	Lead Air District
Zero-Emission Transit, School, and Shuttle Buses	\$130	San Joaquin
Zero-Emission Class 8 Freight and Port Drayage Trucks	\$90	South Coast
Zero-Emission Freight and Marine Projects	\$70	Bay Area
Combustion Freight and Marine Projects	\$60	South Coast
Light-Duty Zero-Emission Vehicle Infrastructure	\$10	Bay Area
Total	\$360	

* Approximately \$63 million in funding has been placed in reserves by the Air Resources Board for administration costs.

If the Committee choose to accept this funding, staff would return to the Board on a quarterly basis to provide a status update on this program, which is anticipated to run at least ten years.

US EPA Fiscal Year 2018 Clean Diesel Funding Assistance Program Funding (DERA)

In April 2018, the US EPA issued a solicitation for DERA’s Clean Diesel Funding Assistance Program funding. In May 2018, the Air District applied for \$1,160,311 in DERA funds for a project that proposed to help replace six non-road material handlers with one zero-emission electric unit and five Tier 4 Final diesel units operating in goods movement service in the communities of Richmond and Hayward. The Air District selected this project because it is highly cost-effective and achieves significant emission reductions in two highly impacted Bay Area communities. Acceptance of this funding requires a resolution of the Air District Board’s authorizing the Air District’s participation.

Request for New Staff

Currently, the SID has two managers, each who oversees the administration of approximately \$30-\$50 million in new incentive revenue annually. In order to administer VW Trust funding, it is envisioned that this new work would need to be overseen by a new team. Given the amount of work that is anticipated in this new program, staff is seeking Board approval of six new FTEs including: *1 Air Quality Program Manager, 1 Senior Staff Specialist, and 4 Staff Specialists.*

The duties and responsibilities required of grant funding administration include: drafting proposed funding policies and guidance; soliciting and evaluating applications for funding from public agencies and private entities; developing funding agreements; tracking project progress by reviewing project sponsors’ reports; processing payment requests; assisting with audits and conducting on-site inspections; applying for additional grant revenue from federal, state, and other sources; participating in collaborative workgroups and technical studies; and conducting public education and outreach.

In addition to the work described above, it is also envisioned that the three air districts would need to procure professional services for certain specialized work that requires statewide coordination such as: development and on-going support for websites, database and online grants management tool(s), promotional campaign materials that would be used by air district staff for outreach, and other services such as meeting facilitation.

BUDGET CONSIDERATION / FINANCIAL IMPACT

None. Administrative costs for these programs will be provided by each funding source. The additional revenue from these funds and from the Air District's current allocation of general funds is anticipated to cover the cost of the additional six new FTEs. Funding for this program spans a 10 year period and staff anticipates it will be able to manage program ramp down through its normal attrition process.

Respectfully Submitted,

Jack P. Broadbent
Executive Officer/APCO

Prepared by: Karen Schkolnick
Reviewed by: Damian Breen

Attachment 1: Board Resolution for \$1,160,311 in EPA-DEPA Funds

BAY AREA AIR QUALITY MANAGEMENT DISTRICT

RESOLUTION No. 2018 - _____

A resolution authorizing the Bay Area Air Quality Management District to accept, obligate, and expend \$1,160,311 in funding from the U.S. Environmental Protection and to authorize the Executive Officer/Air Pollution Control Officer to execute all necessary agreements, required documents, and amendments required to expend this funding.

WHEREAS, the purpose of this Resolution is to authorize the Bay Area Air Quality Management District (“Air District”) to accept, obligate, and expend up to \$1,160,311 in funding from the U.S. Environmental Protection Agency (“EPA”) and to authorize the Executive Officer/Air Pollution Control Officer to execute all necessary agreements, required documents, and amendments required to expend this funding;

WHEREAS, on or around April 24, 2018, the US EPA issued a Request for Proposals (RFP) for the Diesel Emission Reduction Act (DERA) Fiscal Year 2018 Clean Diesel Funding Assistance Program soliciting applications from eligible entities for projects that achieve significant reductions in diesel emissions in terms of tons of pollution produced by diesel engines and diesel emissions exposure, particularly from fleets operating at or servicing goods movement facilities located in areas designated as having poor air quality;

WHEREAS, on or around May 30, 2018, the Air District submitted a proposal to the EPA for a project that proposed to help replace six non-road material handlers with one zero-emission electric unit and five Tier 4 Final diesel units operating in goods movement service in the communities of Richmond and Hayward;

WHEREAS, on July 11, 2018, the Air District received a letter from the EPA informing the Air District of a \$1,160,311 award for the proposed project;

NOW, THEREFORE, BE IT RESOLVED that the Board of Directors hereby approves the District’s acceptance of EPA funds, and commits the District to comply with the EPA DERA project requirements; and

BE IT FURTHER RESOLVED, the Executive Officer/Air Pollution Control Officer to accept, obligate, and execute all agreements, required documents, and any amendments thereto.

AGENDA 5 - ATTACHMENT 1

The foregoing resolution was duly and regularly introduced, passed and adopted at a regular meeting of the Board of Directors of the Bay Area Air Quality Management District on the Motion of Director _____, seconded by Director _____, on the ____ day of _____, 2018 by the following vote of the Board:

AYES:

NOES:

ABSTAIN:

ABSENT:

David E. Hudson
Chair of the Board of Directors

ATTEST:

Rod Sinks
Secretary of the Board of Directors

