



BAY AREA  
AIR QUALITY  
MANAGEMENT  
DISTRICT

## BOARD OF DIRECTORS REGULAR MEETING

May 2, 2018

A meeting of the Bay Area Air Quality Management District Board of Directors will be held at 10:00 a.m. in the 1<sup>st</sup> Floor Board Room at the Air District Headquarters, 375 Beale Street, San Francisco, California 94105.

### Questions About an Agenda Item

The name, telephone number and e-mail of the appropriate staff Person to contact for additional information or to resolve concerns is listed for each agenda item.

### Meeting Procedures

The public meeting of the Air District Board of Directors begins at 10:00 a.m. The Board of Directors generally will consider items in the order listed on the agenda. However, any item may be considered in any order.

After action on any agenda item not requiring a public hearing, the Board may reconsider or amend the item at any time during the meeting.

This meeting will be webcast. To see the webcast, please visit [www.baaqmd.gov/bodagendas](http://www.baaqmd.gov/bodagendas) at the time of the meeting. Closed captioning may contain errors and omissions, and are not certified for their content or form.

## Public Comment Procedures

Persons wishing to make public comment must fill out a Public Comment Card indicating their name and the number of the agenda item on which they wish to speak, or that they intend to address the Board on matters not on the Agenda for the meeting.

**Public Comment on Non-Agenda Matters, Pursuant to Government Code Section 54954.3** Speakers wishing to address the Board on non-agenda matters will be heard at the end of the agenda, and each will be allowed up to three minutes to address the Board at that time.

Members of the Board may engage only in very brief dialogue regarding non-agenda matters, and may refer issues raised to District staff for handling. In addition, the Chairperson may refer issues raised to appropriate Board Committees to be placed on a future agenda for discussion.

**Public Comment on Agenda Items** The public may comment on each item on the agenda as the item is taken up. Public Comment Cards for items on the agenda must be submitted in person to the Clerk of the Boards at the location of the meeting and prior to the Board taking up the particular item. Where an item was moved from the Consent Calendar to an Action item, no speaker who has already spoken on that item will be entitled to speak to that item again.

Speakers may speak for up to three minutes on each item on the Agenda. However, the Chairperson or other Board Member presiding at the meeting may limit the public comment for all speakers to fewer than three minutes per speaker, or make other rules to ensure that all speakers have an equal opportunity to be heard. The Chairperson or other Board Member presiding at the meeting may, with the consent of persons representing both sides of an issue, allocate a block of time (not to exceed six minutes) to each side to present their issue.

# BOARD OF DIRECTORS REGULAR MEETING AGENDA

WEDNESDAY  
MAY 2, 2018  
10:00 A.M.

BOARD ROOM  
1<sup>ST</sup> FLOOR

## CALL TO ORDER

Chairperson, David Hudson

1. **Opening Comments**  
**Roll Call**  
**Pledge of Allegiance**

*The Chair shall call the meeting to order and make opening comments. The Clerk of the Boards shall take roll of the Board members. The Chair shall lead the Pledge of Allegiance.*

## CONSENT CALENDAR (ITEMS 2-3)

Staff/Phone (415) 749-

2. Minutes of the Regular Board of Directors Meeting of April 18, 2018

Clerk of the Boards/5073

*The Board of Directors will consider approving the draft minutes of the Board of Directors Meeting of April 18, 2018.*

3. Board Communications Received from April 18, 2018 through May 1, 2018

J. Broadbent/5052  
[jbroadbent@baaqmd.gov](mailto:jbroadbent@baaqmd.gov)

*A copy of communications directed to the Board of Directors received by the Air District from April 18, 2018 through May 1, 2018, if any, will be at each Board Member's place.*

## COMMITTEE REPORTS

4. Report of the **Budget and Finance** Meeting of April 25, 2018

CHAIR: C. Groom

J. Broadbent/5052  
[jbroadbent@baaqmd.gov](mailto:jbroadbent@baaqmd.gov)

*The Committee received the following reports:*

A) **Continued Discussion of Fiscal Year Ending (FYE) 2019 Proposed Air District Budget and Consideration to Recommend Adoption**

1) *Adopt the FYE 2019 Proposed Budget; and*

2) *Adopt a funding policy for California Pension Employees Retirement System (CalPERS) pensions to achieve 90% funding within 20 years.*

**B) Third Quarter Financial Report – Fiscal Year Ending (FYE) 2018**

1) *None; receive and file.*

**C) Discussion of Budget Processes for Fiscal Year Ending (FYE) 2020**

1) *None; receive and file.*

For the full Committee agenda packet and materials, click on the link below:

[www.baaqmd.gov/bodagendas](http://www.baaqmd.gov/bodagendas)

5. Report of the **Mobile Source** Meeting of April 26, 2018

CHAIR: S. Haggerty

J. Broadbent/5052  
[jbroadbent@baaqmd.gov](mailto:jbroadbent@baaqmd.gov)

*The Committee received the following reports:*

**A) Projects and Contracts with Proposed Grant Awards over \$100,000**

- 1) *Approve Carl Moyer Program and Transportation Fund for Clean Air projects with proposed grant awards over \$100,000 as shown in Attachment 1;*
- 2) *Adopt resolutions authorizing the Air District to accept, obligate, and expend new funding from the Carl Moyer Program State Reserve Program and the Funding Agricultural Reduction Measures for Emission Reductions Program.*
- 3) *Authorize the Air District to accept, obligate, and expend new funding from the Low-Carbon Fuel Standard Mitigation Funding program; and*
- 4) *Authorize the Executive Officer/APCO to enter into all necessary agreements with applicants for the recommended projects and new funding.*

**B) Fiscal Year Ending (FYE) 2019 Transportation Fund for Clean Air (TFCA) Funding Allocation**

- 1) *Allocate \$15.03 million in new Transportation Fund for Clean Air (TFCA) monies to the programs and projects listed in Table 1;*
- 2) *Authorize the proposed cost-effectiveness limits for the Air District sponsored programs and projects listed in Table 2; and*
- 3) *Authorize the Executive Officer/APCO to enter into funding agreements and contracts up to \$100,000 for projects and programs listed in Table 1.*

**C) Fiscal Year Ending (FYE) 2019 Transportation Fund for Clean Air (TFCA) County Program Manager Expenditure Plans**

- 1) *Approve the allocation of new Fiscal Year Ending (FYE) 2019 Transportation Fund for Clean Air (TFCA) County Program Manager (CPM) Expenditure Plans Funds listed in Table 1; and*

- 2) *Authorize the Executive Officer/APCO to enter into funding agreements with the CPMs for the total funds to be programmed in FYE 2019, listed in Table 1.*

For the full Committee agenda packet and materials, click on the link below:

[www.baaqmd.gov/bodagendas](http://www.baaqmd.gov/bodagendas)

## **PRESENTATION**

6. Sonoma and Napa Wildfire Recovery Assistance Program

**J. Broadbent/5052**  
[jbroadbent@baaqmd.gov](mailto:jbroadbent@baaqmd.gov)

*The Board of Directors will consider amending Fiscal Year Ending (FYE) 2018 budget to transfer \$3 million in general reserve funds into Wildfire Recovery Assistance Program; and authorize the Executive Officer/APCO to execute necessary grant agreements with partner agencies to implement Wildfire Recovery Assistance Program.*

## **CLOSED SESSION**

7. A) **CONFERENCE WITH REAL PROPERTY NEGOTIATOR** – (*Government Code Section 54956.8*) *The Committee will meet in closed session pursuant to Government Code Section 54956.8 to confer with real property negotiators to discuss acquisition of real property.*

Property: 3033, 3065, and 3095 Richmond Parkway,  
Richmond, CA 94806

Air District Negotiators: Jack P. Broadbent, Executive Officer/APCO  
Rex Sanders, Chief Administrative Officer

Negotiating Parties: Wang Brothers Investment, LLC

Under Negotiation: Price and Terms

### **B) CONFERENCE WITH LEGAL COUNSEL**

#### **ANTICIPATED LITIGATION (Government Code Section 54956.9 (b)(1))**

*Significant exposure to litigation pursuant to paragraph (1) of subdivision (b) of Section 54956.9: one potential case.*

## **OPEN SESSION**

### **PUBLIC COMMENT ON NON-AGENDA MATTERS**

8. **Public Comment on Non-Agenda Items, Pursuant to Government Code Section 54954.3**

*Speakers will be allowed up to three minutes each to address the Board on non-agenda matters.*

## **BOARD MEMBERS' COMMENTS**

9. *Any member of the Board, or its staff, on his or her own initiative or in response to questions posed by the public, may: ask a question for clarification, make a brief announcement or report on his or her own activities, provide a reference to staff regarding factual information, request staff to report back at a subsequent meeting concerning any matter or take action to direct staff to place a matter of business on a future agenda. (Gov't Code § 54954.2)*

## **OTHER BUSINESS**

10. Report of the Executive Officer/APCO

11. Chairperson's Report

12. Time and Place of Next Meeting:

*Wednesday, June 6, 2018, at Beale Street, San Francisco, CA 94105 at 9:30 a.m.*

13. Adjournment

*The Board meeting shall be adjourned by the Board Chair.*

## CONTACT:

**MANAGER, EXECUTIVE OPERATIONS**  
**375 BEALE STREET, SAN FRANCISCO, CA 94105**  
[vjohnson@baaqmd.gov](mailto:vjohnson@baaqmd.gov)

**(415) 749-4941**  
**FAX: (415) 928-8560**  
**BAAQMD homepage:**  
[www.baaqmd.gov](http://www.baaqmd.gov)

- To submit written comments on an agenda item in advance of the meeting. Please note that all correspondence must be addressed to the “Members of the Board of Directors” and received at least 24 hours prior, excluding weekends and holidays, in order to be presented at that Board meeting. Any correspondence received after that time will be presented to the Board at the following meeting.
- To request, in advance of the meeting, to be placed on the list to testify on an agenda item.
- Any writing relating to an open session item on this Agenda that is distributed to all, or a majority of all, members of the body to which this Agenda relates shall be made available at the District’s offices at 375 Beale Street, Suite 600, San Francisco, CA 94105, at the time such writing is made available to all, or a majority of all, members of that body.

### **Accessibility and Non-Discrimination Policy**

The Bay Area Air Quality Management District (Air District) does not discriminate on the basis of race, national origin, ethnic group identification, ancestry, religion, age, sex, sexual orientation, gender identity, gender expression, color, genetic information, medical condition, or mental or physical disability, or any other attribute or belief protected by law.

It is the Air District’s policy to provide fair and equal access to the benefits of a program or activity administered by Air District. The Air District will not tolerate discrimination against any person(s) seeking to participate in, or receive the benefits of, any program or activity offered or conducted by the Air District. Members of the public who believe they or others were unlawfully denied full and equal access to an Air District program or activity may file a discrimination complaint under this policy. This non-discrimination policy also applies to other people or entities affiliated with Air District, including contractors or grantees that the Air District utilizes to provide benefits and services to members of the public.

Auxiliary aids and services including, for example, qualified interpreters and/or listening devices, to individuals who are deaf or hard of hearing, and to other individuals as necessary to ensure effective communication or an equal opportunity to participate fully in the benefits, activities, programs and services will be provided by the Air District in a timely manner and in such a way as to protect the privacy and independence of the individual. Please contact the Non-Discrimination Coordinator identified below at least three days in advance of a meeting so that arrangements can be made accordingly.

If you believe discrimination has occurred with respect to an Air District program or activity, you may contact the Non-Discrimination Coordinator identified below or visit our website at [www.baaqmd.gov/accessibility](http://www.baaqmd.gov/accessibility) to learn how and where to file a complaint of discrimination.

Questions regarding this Policy should be directed to the Air District’s Non-Discrimination Coordinator, Rex Sanders, at (415) 749-4951 or by email at [rsanders@baaqmd.gov](mailto:rsanders@baaqmd.gov).

**BAY AREA AIR QUALITY MANAGEMENT DISTRICT  
375 BEALE STREET, SAN FRANCISCO, CALIFORNIA 94105  
FOR QUESTIONS PLEASE CALL (415) 749-4941**

**EXECUTIVE OFFICE:  
MONTHLY CALENDAR OF AIR DISTRICT MEETINGS**

**MAY 2018**

| <b><u>TYPE OF MEETING</u></b>   | <b><u>DAY</u></b> | <b><u>DATE</u></b> | <b><u>TIME</u></b> | <b><u>ROOM</u></b>               |
|---|-------------------|--------------------|--------------------|----------------------------------|
| <b>Board of Directors Special Budget Hearing</b><br><i>(At the Call of the Chair)</i>   | Wednesday         | 2                  | 9:30 a.m.          | 1 <sup>st</sup> Floor Board Room |
| <b>Board of Directors Regular Meeting</b><br><i>(Meets on the 1<sup>st</sup> &amp; 3<sup>rd</sup> Wednesday of each Month)</i>  | Wednesday         | 2                  | 10:00 a.m.         | 1 <sup>st</sup> Floor Board Room |
| <b>Board of Directors Personnel Committee</b><br><i>(At the Call of the Chair)</i>  | Monday            | 7                  | 9:30 a.m.          | 1 <sup>st</sup> Floor Board Room |
| <b>Board of Directors Special Budget Hearing</b><br><i>(At the Call of the Chair)</i><br>- CANCELLED AND RESCHEDULED TO MAY 2,<br>2018 AT 9:30 A.M.   | Wednesday         | 16                 | 9:30 a.m.          | 1 <sup>st</sup> Floor Board Room |
| <b>Board of Directors Regular Meeting</b><br><i>(Meets on the 1<sup>st</sup> &amp; 3<sup>rd</sup> Wednesday of each Month)</i><br>- CANCELLED   | Wednesday         | 16                 | 10:00 a.m.         | 1 <sup>st</sup> Floor Board Room |
| <b>Board of Directors Climate Protection Committee</b><br><i>(Meets on the 3<sup>rd</sup> Thursday of every other Month)</i><br>- CANCELLED AND RESCHEDULED TO<br>MONDAY, JUNE 4, 2018 AT 9:30 A.M. | Thursday          | 17                 | 9:30 a.m.          | 1 <sup>st</sup> Floor Board Room |
| <b>Board of Directors Executive Committee</b><br><i>(At the Call of the Chair)</i> – CANCELLED  | Monday            | 21                 | 9:30 a.m.          | 1 <sup>st</sup> Floor Board Room |
| <b>Board of Directors Stationary Source Committee</b> <i>(Meets on the 3<sup>rd</sup> Monday of every other Month)</i>  | Monday            | 21                 | 9:30 a.m.          | 1 <sup>st</sup> Floor Board Room |
| <b>Board of Directors Budget &amp; Finance Committee</b> <i>(Meets on the 4<sup>th</sup> Wednesday of each Month)</i><br>- CANCELLED  | Wednesday         | 23                 | 9:30 a.m.          | 1st Floor, Yerba Buena Room #109 |
| <b>Board of Directors Mobile Source Committee</b> <i>(Meets on the 4<sup>th</sup> Thursday of each Month)</i>   | Thursday          | 24                 | 9:30 a.m.          | 1 <sup>st</sup> Floor Board Room |



## JUNE 2018

| <u>TYPE OF MEETING</u>   | <u>DAY</u> | <u>DATE</u> | <u>TIME</u> | <u>ROOM</u>                      |
|--|------------|-------------|-------------|----------------------------------|
| <b>Board of Directors Climate Protection Committee</b><br><i>(Meets on the 3<sup>rd</sup> Thursday of every other Month)</i>   | Monday     | 4           | 9:30 a.m.   | 1 <sup>st</sup> Floor Board Room |
| <b>Board of Directors Regular Meeting</b><br><i>(Meets on the 1<sup>st</sup> &amp; 3<sup>rd</sup> Wednesday of each Month)</i> | Wednesday  | 6           | 9:30 a.m.   | 1 <sup>st</sup> Floor Board Room |
| <b>Board of Directors Executive Committee</b><br><i>(At the Call of the Chair)</i>   | Monday     | 18          | 9:30 a.m.   | 1 <sup>st</sup> Floor Board Room |
| <b>Board of Directors Regular Meeting</b><br><i>(Meets on the 1<sup>st</sup> &amp; 3<sup>rd</sup> Wednesday of each Month)</i> | Wednesday  | 20          | 9:30 a.m.   | 1 <sup>st</sup> Floor Board Room |
| <b>Board of Directors Technology Implementation Office Steering Committee</b><br><i>(At the Call of the Chair)</i>             | Thursday   | 21          | 1:00 p.m.   | 1st Floor, Ohlone Room #107      |
| <b>Board of Directors Budget &amp; Finance Committee</b> <i>(Meets on the 4<sup>th</sup> Wednesday of each Month)</i>          | Wednesday  | 27          | 9:30 a.m.   | 1st Floor, Yerba Buena Room #109 |
| <b>Board of Directors Mobile Source Committee</b> <i>(Meets on the 4<sup>th</sup> Thursday of each Month)</i>                  | Thursday   | 28          | 9:30 a.m.   | 1 <sup>st</sup> Floor Board Room |
| MV – 4/26/18 – 4:22 p.m.   |            |             |             | G/Board/Executive Office/Moncal  |

**BAY AREA AIR QUALITY MANAGEMENT DISTRICT**

Memorandum

To: Chairperson David Hudson and Members  
of the Board of Directors

From: Jack P. Broadbent  
Executive Officer/APCO

Date: April 24, 2018

Re: Minutes of the Board of Directors Regular Meeting of April 18, 2018

RECOMMENDED ACTION

Approve the attached draft minutes of the Board of Directors Regular Meeting of April 18, 2018.

DISCUSSION

Attached for your review and approval are the draft minutes of the Board of Directors Regular Meeting of April 18, 2018.

Respectfully submitted,

Jack P. Broadbent  
Executive Officer/APCO

Prepared by: Marcy Hiratzka  
Reviewed by: Vanessa Johnson

Attachment 2A: Draft Minutes of the Board of Directors Regular Meeting of April 18, 2018

## AGENDA 2A – ATTACHMENT

Draft Minutes - Board of Directors Regular Meeting of April 18, 2018

Bay Area Air Quality Management District  
375 Beale Street, Suite 600  
San Francisco, CA 4105  
(415) 749-5073

Board of Directors Regular Meeting  
Wednesday, April 18, 2018

### **DRAFT MINUTES**

*Note: Audio recordings of the meeting are available on the website of the  
Bay Area Air Quality Management District at  
[www.baaqmd.gov/bodagendas](http://www.baaqmd.gov/bodagendas)*

#### **CALL TO ORDER**

1. **Opening Comments:** Board Chairperson, David Hudson, called the meeting to order at 9:41 a.m. and introduced new Board Member, John J. Bauters, Mayor of Emeryville.

#### **Roll Call:**

Present: Chairperson David Hudson; Vice Chair Katie Rice; Secretary Rod Sinks; and Directors Margaret Abe-Koga, Teresa Barrett, John J. Bauters, Cindy Chavez, Pauline Russo Cutter, Carole Groom, Scott Haggerty, Tyrone Jue, Doug Kim, Liz Kniss, Nate Miley, Pete Sanchez, Jim Spring, and Brad Wagenknecht.

Absent: Directors David Canepa, John Gioia, Karen Mitchoff, Hillary Ronen, Mark Ross, and Shirlee Zane.

#### **CONSENT CALENDAR (ITEMS 2 – 7)**

2. Minutes of the Regular Board of Directors Meeting of April 4, 2018
3. Board Communications Received from April 4, 2018 through April 17, 2018
4. Air District Personnel on Out-of-State Business Travel
5. Notices of Violations Issued and Settlements in Excess of \$10,000 in the month of March 2018
6. Quarterly Reports of California Air Resources Board Representative – Honorable John Gioia
7. Participation in Community Air Protection Program Fiscal Year Ending (FYE) 2017 – 2018

#### **Board Comments:**

Due to the public comment request, regarding Item 7 of the Consent Calendar, the Board considered Items 2 through 6 in one vote, and Item 7 in another.

#### **Board Action:**

Director Haggerty made a motion, seconded by Director Sanchez, to **approve** the Consent Calendar Items 2 through 6; and the motion **carried** by the following vote of the Board:

AYES: Abe-Koga, Barrett, Bauters, Chavez, Cutter, Groom, Haggerty, Hudson, Jue, Kim, Kniss, Rice, Sanchez, Sinks, Spering, and Wagenknecht.  
NOES: None.  
ABSTAIN: None.  
ABSENT: Canepa, Gioia, Miley, Mitchoff, Ronen, Ross, and Zane.

Public Comments:

Public comments on Consent Calendar Item 7 were given by Tony Fisher, Coalition for Clean Air.

Director Haggerty made a motion, seconded by Secretary Sinks, to **approve** Consent Calendar Item 7; and the motion **carried** by the following vote of the Board:

AYES: Abe-Koga, Barrett, Bauters, Chavez, Cutter, Groom, Haggerty, Hudson, Jue, Kim, Kniss, Rice, Sanchez, Sinks, Spering, and Wagenknecht.  
NOES: None.  
ABSTAIN: None.  
ABSENT: Canepa, Gioia, Miley, Mitchoff, Ronen, Ross, and Zane.

**COMMITTEE REPORTS**

8. Report of the **Ad Hoc Refinery Oversight Committee** Meeting of April 9, 2018

Ad Hoc Refinery Oversight Committee Chair, Director Cindy Chavez, read the following Committee report:

*The first meeting of the Ad Hoc Refinery Oversight Committee was held on Monday, April 9, 2018.*

*The Committee reviewed and discussed the staff presentation Update on the Role of the Ad Hoc Refinery Oversight Committee, Background on Refinery Operations, and Applicable Regulations in the Bay Area.*

*The Committee then reviewed and discussed the staff presentation Project Overview and Permit Status of Bay Area Refinery Projects. The Committee also received testimony from forty-four public speakers on this presentation.*

*The next meeting of the Ad Hoc Refinery Oversight Committee will be at the call of the Chair. This concludes the Chair report of the Ad Hoc Refinery Oversight Committee.*

Public Comments:

No requests received.

Board Comments:

The Board and staff discussed the lack of Committee member representation at the first Ad Hoc Refinery Oversight Committee meeting on April 9, 2018; and the concern that large numbers of public comment speakers can impact the amount of time District staff takes to present items.

Board Action:

None; receive and file.

9. Report of the **Executive Committee** Meeting of April 16, 2018

Executive Committee Chair, Chair Hudson, read the following Committee report:

*The Executive Committee met on Monday, April 16, 2018, and approved the minutes of March 26, 2018.*

*The Committee reviewed and discussed the staff presentation Hearing Board Quarterly Report: January to March 2018.*

*The Committee then reviewed and discussed the staff presentation Bay Area Regional Collaborative Update.*

*The Committee then reviewed and discussed the staff presentation Technology Implementation Office Steering Committee Update and Fiscal Year Ending 2019 Budget Preview.*

*The Committee then reviewed and discussed the staff presentation Recommendation of Candidate Communities for the Assembly Bill (AB) 617 Program. The Committee recommends the Board:*

- 1) Approve a draft letter to the California Air Resources Board, describing the District's initial submittal on candidate communities for the State's Community Air Protection Program, which was established by the State to implement AB 617.*

*Finally, the Committee reviewed and discussed the staff presentation Update on "My Air Online" Permitting and Compliance System.*

*The next meeting of the Executive Committee will be at the call of the Chair. I move that the Board approve the Executive Committee's recommendations. This concludes the Chair report of the Executive Committee.*

At this time, Jack Broadbent, Executive Officer/Air Pollution Control Officer, introduced Greg Nudd, Deputy Air Pollution Control Officer, who gave the staff presentation *Recommendation of Candidate Communities for the AB 617 Program*, including: AB 617 - a new approach to Community Health Protection; program components; all candidate communities; work with communities to select priority areas; and program milestones.

Public Comments:

No requests received.

Board Comments:

The Board and staff discussed types of air monitoring and modeling that can be conducted in communities in which the District has not apportioned sources of pollution exposure; the selection of meeting locations for workshops on the District's Community Health Protection Program (AB 617);

communities that experience high volumes of pollution that are generated in other communities; how the language “high cumulative exposure burden,” within the statute for AB 617 has caused discomfort to those that live in such areas; the concern that local and regional airfields, some of which are becoming commercial, are not depicted on the District’s map of high cumulative exposure burden areas presented at the meeting, and the need to increase monitoring efforts at local airports; and ways in which the District can measure the improvements of the air quality captured on the map of candidate communities.

Board Action:

Chair Hudson made a motion, seconded by Director Haggerty, to **approve** the recommendation of the Executive Committee; and the motion **carried** by the following vote of the Board:

AYES: Abe-Koga, Barrett, Bauters, Chavez, Cutter, Groom, Haggerty, Hudson, Jue, Kim, Kniss, Rice, Sanchez, Sinks, Spering, and Wagenknecht.  
NOES: None.  
ABSTAIN: None.  
ABSENT: Canepa, Gioia, Miley, Mitchoff, Ronen, Ross, and Zane.

10. Report of the **Ad Hoc Building Oversight Committee** Meeting of April 18, 2018

As the neither the Chair, nor the Vice Chair, of the Ad Hoc Building Oversight Committee were present, Chair Hudson read the following Committee report:

*The Ad Hoc Building Oversight Committee met on Monday, April 18, 2018, and approved the minutes of February 1, 2017.*

*The Committee met in Closed Session with District staff to confer with real property negotiators, and to discuss potential acquisition of real property in Richmond, California.*

*The next meeting of the Ad Hoc Building Oversight Committee will be at the call of the Chair. This concludes the Chair report of the Ad Hoc Building Oversight Committee.*

Public Comments:

No requests received.

Board Comments:

None.

Board Action:

None; receive and file.

## **PRESENTATION**

### 11. Overview of Cost Recovery and Cost Containment Study

Dr. Jeff McKay, Chief Financial Officer, introduced Courtney Ramos, Project Manager for Matrix Consulting Group, who gave the presentation *Overview of Cost Recovery and Containment Study*, including: firm overview; scope of services; methodology; recommendations; excel-based model; cost recovery; and cost containment.

#### **Public Comments:**

No requests received.

#### **Board Comments:**

The Board and staff discussed how challenges of coding and workload tracking for District staff can impact cost containment; and the District's current cost recovery of 83% and the anticipated amount of time it will take to reach the goal of 85%.

#### **Board Action:**

None; receive and file.

## **PUBLIC HEARING**

### 12. Public Hearing to Receive Testimony on Proposed Amendments to Air District Regulation 3: Fees

Mr. Broadbent explained that this is the first of two Public Hearings on this matter, the final public hearing and consideration of adoption of the proposed amendments scheduled for June 6, 2018. Dr. McKay gave the staff presentation *Public Hearing to Receive Testimony on Proposed Amendment to the Air District Regulation 3: Fees*, including: outline; revenue sources – FYE 2017; cost recovery background; trends in cost recovery and expenditures; proposed changes to fee schedules; other proposed amendments; public comments received; impact on small businesses and large facilities (petroleum refineries, power plants); and rule development schedule.

Chair Hudson opened the hearing to public input.

#### **Public Comments:**

No requests received.

Chair Hudson announced that public input on this item had concluded.

Committee Comments:

The Board and staff discussed whether the District can ease the financial burden of fee payments for small businesses by allowing installment plans; the ways in which District fee increases are publicized; and the correlation (not necessarily causation) between the implementation of the District's Cost Recovery Policy and a reduced number of public comments from permit holders.

Board Action:

None; receive and file

**CLOSED SESSION** (commenced at 10:43 a.m.)

13. A) **CONFERENCE WITH REAL PROPERTY NEGOTIATOR** – (*Government Code Section 54956.8*) *The Committee will meet in closed session pursuant to Government Code Section 54956.8 to confer with real property negotiators to discuss acquisition of real property.*

Property: 3033, 3065, and 3095 Richmond Parkway,  
Richmond, CA 94806

Air District Negotiators: Jack P. Broadbent, Executive Officer/APCO  
Rex Sanders, Chief Administrative Officer

Negotiating Parties: Wang Brothers Investment, LLC

Under Negotiation: Price and Terms

- B) **CONFERENCE WITH LEGAL COUNSEL - EXISTING LITIGATION** – (*Government Code Section 54956.9 (a)*) *Pursuant to Government Code Section 54956.9 (a), a need exists to meet in closed session with legal counsel to consider the following cases:*

Michael Bachmann and Sarah Steele v. Bay Area AQMD, Contra Costa County Superior Court, Case No. C17-01565

Public Comments:

No requests received.

Board Comments:

None.

Reportable Action:

Chair Hudson reported that the Board gave the property negotiator direction on Item 13-A, and there was no reportable action for Item 13-B.



NOTED PRESENT: Director Miley was noted present at 11:10 a.m.

**OPEN SESSION** (commenced at 11:10 a.m.)

**PUBLIC COMMENT ON NON-AGENDA MATTERS**

14. **Public Comment on Non-Agenda Items, Pursuant to Government Code Section 54954.3**

None.

**BOARD MEMBERS' COMMENTS**

15. Board Members' Comments

Vice Chair Rice announced the completion of Marin Clean Energy (MCE)'s project called Solar One, a 10.5-megawatt solar farm built on a brownfield that was the site of a former landfill, and the Bay Area's largest public-private solar partnership.

Vice Chair Rice reported that the Marin County Board of Supervisors and the County's Community Development Agency's Sustainability Team sponsored a televised, interactive sustainability workshop on April 17, discussing impacts of climate change (specifically wood smoke inhalation) on public health, and the public's ideas on how to reduce carbon emissions.

Director Bauters formally introduced himself to the Board.

**OTHER BUSINESS**

16. **Report of the Executive Officer/APCO**

Mr. Broadbent made the following announcements:

- The 2018 Business Environmental Awards Ceremony and Reception will be held at the Bay Area Metro Center on May 31. A Spare the Air Leadership award will be presented.
- The Board set aside \$3 million dollars of District Reserves to incentivize and aid fire recovery efforts in Sonoma and Napa Counties, and staff will be coming to the Board (Executive Committee first) with final recommendations in June.
- Per the Board's direction, and in response to concerns about possible violations of the Brown Act that could have occurred at Board meetings in 2017, staff submitted and discussed with the Board a proposed "Board Resolution Adoption Protocol." Mr. Broadbent said that staff would like to present the Board with annual presentations regarding statutes and rules, moving forward.
- Mr. Broadbent will schedule meetings with each Board member to inquire about specific issues in each jurisdiction that the Board members would like addressed.
- Former Senior Executive Secretary of the Executive Office, Vanessa Johnson, was promoted to Manager of Executive Operations, over the Executive Office.

17. **Chairperson's Report**

Chair Hudson announced the following:

- The Board of Directors meeting that was scheduled for May 2, 2018 has been cancelled. **(Subsequent meeting of May 2, 2018 was reinstated, following the adjournment of the April 18, 2018 Board of Directors meeting.)**
- Board members who have registered to attend the Air & Waste Management Associations' 111<sup>th</sup> Annual Conference in June should stay posted for more details from Vanessa Johnson.
- A Budget Hearing will take place at 9:30 a.m. in the Board Room prior to the regular Board Meeting on May 16, 2018. Board members are encouraged to attend.

18. **Time and Place of Next Meeting**

Wednesday, May 2, 2018, at 375 Beale Street, San Francisco, CA 94105 at 9:30 am.

19. **Adjournment**

The meeting adjourned at 11:41 a.m.

Marcy Hiratzka  
Clerk of the Boards

**BAY AREA AIR QUALITY MANAGEMENT DISTRICT**

Memorandum

To: Chairperson David Hudson and Members  
of the Board of Directors

From: Jack P. Broadbent  
Executive Officer/APCO

Date: April 26, 2018

Re: Board Communications Received from April 18, 2018 through May 1, 2018

RECOMMENDED ACTION

None; receive and file.

DISCUSSION

Copies of communications directed to the Board of Directors received by the Air District from April 18, 2018, through May 1, 2018, if any, will be at each Board Member's place at the May 2, 2018, Board meeting.

Respectfully submitted,

Jack P. Broadbent  
Executive Officer/APCO

Prepared by: Vanessa Johnson

**BAY AREA AIR QUALITY MANAGEMENT DISTRICT**

Memorandum

To: Chairperson David Hudson and Members  
of the Board of Directors

From: Jack P. Broadbent  
Executive Officer/APCO

Date: April 23, 2018

Re: Report of the Budget and Finance Committee Meeting of April 25, 2018

RECOMMENDED ACTION

The Budget and Finance Committee (Committee) recommends Board of Directors' approval of the following items:

- A) Continued Discussion of Fiscal Year Ending (FYE) 2019 Proposed Air District Budget and Consideration to Recommend Adoption
  - 1) Adopt the FYE 2019 Proposed Budget; and
  - 2) Adopt a funding policy for California Pension Employees Retirement System (CalPERS) pensions to achieve 90% funding within 20 years.
- B) Third Quarter Financial Report – Fiscal Year Ending (FYE) 2018
  - 1) None; receive and file
- C) Discussion of Budget Processes for Fiscal Year Ending (FYE) 2020
  - 1) None; receive and file

BACKGROUND

The Committee met on Wednesday, April 25, 2018, and received the following reports:

- A) Continued Discussion of Fiscal Year Ending (FYE) 2019 Proposed Air District Budget and Consideration to Recommend Adoption;
- B) Third Quarter Financial Report – Fiscal Year Ending (FYE) 2018; and
- C) Discussion of Budget Processes for Fiscal Year Ending (FYE) 2020

Chairperson Carole Groom will provide an oral report of the Committee meeting.

BUDGET CONSIDERATION/FINANCIAL IMPACT

- A) The proposed consolidated budget for FYE 2019 is \$159,714,300 and is a balanced budget;
- B) None; receive and file; and
- C) None.

Respectfully submitted,

Jack P. Broadbent  
Executive Officer/APCO

Prepared by: Marcy Hiratzka  
Reviewed by: Vanessa Johnson

Attachment 4A: 04/25/18 – Budget and Finance Committee Meeting Agenda #3  
Attachment 4B: 04/25/18 – Budget and Finance Committee Meeting Agenda #4  
Attachment 4C: 04/25/18 – Budget and Finance Committee Meeting Agenda #5

**BAY AREA AIR QUALITY MANAGEMENT DISTRICT**

## Memorandum

To: Chairperson Carole Groom and Members  
of the Budget and Finance Committee

From: Jack P. Broadbent  
Executive Officer/APCO

Date: April 10, 2018

Re: Continued Discussion of Fiscal Year Ending (FYE) 2019 Proposed Air District Budget  
and Consideration to Recommend Adoption

---

**RECOMMENDED ACTION**

The Committee will continue discussion of the proposed budget for Fiscal Year Ending (FYE) 2019 and consider recommending that the Board of Directors:

1. Adopt the FYE 2019 Proposed Budget; and
2. Adopt a funding policy for California Pension Employees Retirement System (CalPERS) pensions to achieve 90% funding within 20 years.

**BACKGROUND**

As directed by the Board of Directors at its March 7, 2018 Regular Board Meeting, the FYE 2019 Proposed Budget was referred to the Budget and Finance Committee for review at the Committee's March 28, 2018 meeting.

On March 28, 2018, staff presented the FYE 2019 proposed budget to the Committee. The proposed budget is balanced, with the General Fund totaling \$99.2 million and the Consolidated Funds (including program distributions) totaling \$159.7 million. Proposed capital requests are \$4.7 million.

**DISCUSSION**

The Committee will continue its discussion of the FYE 2019 Proposed Budget at its April 25, 2018 meeting. The FYE 2019 Proposed Budget includes the following recommendations for the Committee's consideration:

- Use of \$4.0 million reserves to establish five-year revolving loan fund for the Technology Implementation Office;
- Increase budgeted FTE positions from 381 to 397;
- Policy recommendation to establish 20-year target to reach 90% funding level CalPERS);

- Continuation of \$1.0 million discretionary contribution towards CalPERS pension plan; and
- Continuation of \$4.0 million discretionary contribution towards Other Post Retirement Benefits (OPEB) and upon reaching 90% funding level; reallocate the discretionary \$4.0 million from OPEB to CalPERS pension plan.

Staff requests that the Budget and Finance Committee at its April 25, 2018 meeting, complete its review and recommend adoption of the proposed budget to the Board. This will allow staff the necessary time required to amend, if necessary, the budget for the first public hearing of the proposed budget to be held on May 16, 2018.

Staff will publish, prior to April 25, 2018 a public notice that the first of two public hearings on the budget will be conducted on May 16, 2018 and that the second hearing will be conducted on June 6, 2018.

#### BUDGET CONSIDERATION/FINANCIAL IMPACT

The proposed consolidated budget for FYE 2019 is \$159,714,300 and is a balanced budget.

Respectfully submitted,

MEETING HELD ON APRIL 25, 2018

Jack P. Broadbent  
Executive Officer/APCO

Prepared by: Stephanie Osaze  
Reviewed by: Jeff McKay

**BAY AREA AIR QUALITY MANAGEMENT DISTRICT**  
 Memorandum

To: Chairperson Carole Groom and Members  
 of the Budget and Finance Committee

From: Jack P. Broadbent  
 Executive Officer/APCO

Date: April 10, 2018

Re: Third Quarter Financial Report – Fiscal Year Ending (FYE) 2018

RECOMMENDED ACTION

None; receive and file.

DISCUSSION

Finance staff will present an update on the Air District’s financial results for the third quarter of the 2017-18 fiscal year. The following information summarizes those results.

**GENERAL FUND BUDGET: STATEMENT OF REVENUES – Comparison of Prior Year Quarter Actual and Current Year Budget to Actual**

| REVENUE TYPE              | 3RD QTR FY 2017 | 3RD QTR FY 2018 | FY 2018 - % of BUDGETED REVENUE |
|---------------------------|-----------------|-----------------|---------------------------------|
| County Receipts           | \$17,575,985    | \$19,640,967    | 62%                             |
| Permit Fee Receipts       | \$31,138,364    | \$33,705,332    | 92%                             |
| Title V Permit Fees       | \$4,653,797     | \$5,002,480     | 91%                             |
| Asbestos Fees             | \$3,035,033     | \$2,989,264     | 120%                            |
| Toxic Inventory Fees      | \$165,105       | \$271,306       | 75%                             |
| Penalties and Settlements | \$2,517,392     | \$3,886,200     | 141%                            |
| Interest Revenues         | \$422,116       | \$345,698       | 121%                            |
| Miscellaneous Revenues    | \$43,412        | \$113,127       | 226%                            |
| Total Revenue             | \$59,551,205    | \$65,954,373    | 83%                             |



**GENERAL FUND: STATEMENT OF EXPENDITURES - Comparison of Prior Year Quarter Actual and Current Year Budget to Actual**

| EXPENDITURE TYPE                              | 3RD QTR FY 2017 | 3RD QTR FY 2018 | FY 2018 - % of BUDGETED EXPENDITURE |
|---|-----------------|-----------------|-------------------------------------|
| Personnel - Salaries*                         | \$26,580,883    | \$28,046,647    | 70%                                 |
| Personnel - Fringe Benefits*                  | \$14,515,259    | \$17,332,448    | 78%                                 |
| Operational Services / Supplies               | \$13,224,717    | \$13,109,123    | 42%                                 |
| Capital Outlay                                | \$2,736,157     | \$4,230,715     | 74%                                 |
| Total Expenditures                            | \$57,057,016    | \$62,718,933    | 63%                                 |
| <i>*Consolidated (includes Special Funds)</i> |                 |                 |                                     |

**CASH INVESTMENTS IN COUNTY TREASURY – Account Balances as of 3rd Quarter**

| CASH/INVESTMENTS  | 3RD QTR FY 2017 | 3RD QTR FY 2018 |
|-------------------|-----------------|-----------------|
| General Fund      | \$73,236,606    | \$68,983,280    |
| TFCA              | \$86,313,059    | \$94,849,259    |
| MSIF              | \$36,672,835    | \$41,521,780    |
| Carl Moyer        | \$4,783,613     | \$10,441,456    |
| CA Goods Movement | \$8,349,154     | \$13,899,421    |
| Bike Share        | \$1,063,615     | \$1,075,555     |
| Total             | \$210,418,883   | \$230,770,751   |

| FUND BALANCES                              | 6/30/2016           | 6/30/2017           | 6/30/2018           |
|--|---------------------|---------------------|---------------------|
|  | Audited             | Audited             | Projected           |
| DESIGNATED: *                              |                     |                     |                     |
| Diversity Equity & Inclusion               |                     |                     | 100,000             |
| Economic Contingency                       | \$16,519,959        | \$16,519,959        | \$17,390,311        |
| IT- Event Response                         | \$500,000           | \$500,000           | \$500,000           |
| Litigation                                 |                     |                     | \$500,000           |
| Pension & Post Employment Liability        | \$1,600,000         | \$1,600,000         | \$440,000           |
| Tech- Meteorological Network Equipment     | \$417,100           | \$131,100           | \$131,100           |
| Tech- Mobile Monitoring Instruments        | \$450,000           | \$80,000            | \$80,000            |
| Technology Implementation Office           |                     |                     | \$3,350,000         |
| GHG Abatement Technology Study             | \$1,500,000         | \$1,500,000         | \$1,500,000         |
| Woodchip Program                           |                     |                     | \$150,000           |
| Woodsmoke Grant                            |                     |                     | \$1,000,000         |
| Worker's Comp Self -Funding                | \$1,000,000         | \$1,000,000         | \$1,000,000         |
| Total Designated Reserves                  | \$21,987,059        | \$21,331,059        | \$26,141,411        |
| Undesignated Fund Balance                  | \$13,366,286        | \$20,455,742        | \$14,793,358        |
| Use of Fund Balance                        |                     | (\$852,032)         | (\$6,850,000)       |
| <b>TOTAL DESIGNATED &amp; UNDESIGNATED</b> | <b>\$35,353,345</b> | <b>\$40,934,769</b> | <b>\$34,084,769</b> |

|   |                     |                     |                      |
|---|---------------------|---------------------|----------------------|
| Building Proceeds   | \$4,668,200         | \$4,668,200         | \$4,668,200          |
| <b>TOTAL FUND BALANCE</b>   | <b>\$40,021,545</b> | <b>\$45,602,969</b> | <b>\$38,752,969</b>  |
| * Designated Fund Balances are subject to change at Board's discretion. |                     |                     |                      |
| <b>UNFUNDED LIABILITIES (Based on 2016 Actuarial Valuation Report)</b>  |                     |                     |                      |
| CalPERS Pension Retirement  |                     |                     | \$77,114,925         |
| Other Post- Employment Benefits   |                     |                     | \$32,954,000         |
| <b>TOTAL UNFUNDED LIABILITIES</b>                                       |                     |                     | <b>\$110,068,925</b> |

## VENDOR PAYMENTS

In accordance with provisions of the Administrative Code, Division II Fiscal Policies and Procedures - Section 4 Purchasing Procedures: 4.3 Contract Limitations, staff is required to present recurring payments for routine business needs such as utilities, licenses, office supplies and the like, more than, or accumulating to more than \$100,000 for the fiscal year. In addition, this report includes all of the vendors receiving payments in excess of \$100,000 under contracts that have not been previously reviewed by the Board. In addition, staff will report on vendors that undertook work for the Air District on several projects that individually were less than \$100,000, but cumulatively exceed \$100,000.

Below is a list of vendors with cumulative payments made through the third quarter of 2017-2018 fiscal year that exceeded \$100,000 and meets the reporting criteria noted above. All expenditures have been appropriately budgeted as a part of the overall Air District budget for Fiscal Year 2017-18.

| VENDOR NAME                             | AMOUNT PAID<br>(July 2017<br>-Mar 2018) | Explanation                                 |
|---|---|---|
| 1. Alliant Insurance Services           | \$447,916                               | Various Business Insurance Policies         |
| 2. Benefits Coordinators Corp.          | \$688,839                               | Life Insurance Plan & LTD Insurance         |
| 3. CA Public Employee Retirement System | \$5,453,888                             | Health Insurance Plan                       |
| 4. CA Public Employee Retirement System | \$2,376,339                             | Retirement Benefits & 457 Supplemental Plan |
| 5. CAPCOA                               | \$630,892                               | Pass through EPA grants                     |
| 6. Cubic Transportations Systems        | \$331,020                               | Clipper Transit Subsidy                     |
| 7. Enterprise Fleet Services            | \$319,300                               | Fleet Leasing and Maintenance services      |
| 8. Hartford Life Ins Co.                | \$526,103                               | 457 Supplemental Insurance                  |
| 9. Preferred Benefit Insurance AD       | \$487,373                               | Dental Insurance Plan                       |
| 10. Renne Sloan Holtzman Sakai          | \$143,026                               | Human Resources Consulting Services         |
| 11. SoftwareOne Inc.                    | \$332,209                               | Microsoft Subscription Service              |

|                                     |           |  |
|-------------------------------------|-----------|--|
| 12. Thermo Environmental Instrument | \$102,109 | Air monitoring and source test instrumentation |
| 13. Verizon Wireless                | \$121,935 | Cell phone services                            |

BUDGET CONSIDERATION/FINANCIAL IMPACT

None; receive and file.

Respectfully submitted,

Jack P. Broadbent  
Executive Officer/APCO

Prepared by: Stephanie Osaze  
Reviewed by: Jeff McKay

MEETING HELD ON APRIL 25, 2018

**BAY AREA AIR QUALITY MANAGEMENT DISTRICT**

Memorandum

To: Chairperson Carole Groom and Members  
of the Budget and Finance Committee

From: Jack P. Broadbent  
Executive Officer/APCO

Date: April 17, 2018

Re: Discussion of Budget Processes for Fiscal Year Ending (FYE) 2020

RECOMMENDED ACTION

None; receive and file

BACKGROUND

Each year the Air District brings forward a proposed budget at the March Budget and Finance Committee meeting. For the FYE 2019 fiscal year, the committee was presented with preliminary materials and presentations during its December, January and February meetings. These presentations included projections of external challenges, discussions of internal planning for new programs, review of operational challenges, and discussions of investment strategy.

DISCUSSION

Air District staff will present a plan for FYE 2020 to formalize the preliminary materials presentations that were provided in December, January and February. As a result, the FYE 2020 budget process will include an Air District Strategic Financial Plan that will provide the basis for the resulting FYE 2020 proposed budget.

BUDGET CONSIDERATION/FINANCIAL IMPACT

None.

Respectfully submitted,

Jack P. Broadbent  
Executive Officer/APCO

Prepared by: Jeff McKay

**BAY AREA AIR QUALITY MANAGEMENT DISTRICT**

Memorandum

To: Chairperson David Hudson and Members  
of the Board of Directors

From: Jack P. Broadbent  
Executive Officer/APCO

Date: April 23, 2018

Re: Report of the Mobile Source Committee Meeting of April 26, 2018

RECOMMENDED ACTIONS

The Mobile Source Committee (Committee) recommends Board of Directors' approval of the following items:

A) Projects and Contracts with Proposed Grant Awards over \$100,000

- 1) Approve Carl Moyer Program and Transportation Fund for Clean Air projects with proposed grant awards over \$100,000 as shown in Attachment 1;
- 2) Adopt resolutions authorizing the Air District to accept, obligate, and expend new funding from the Carl Moyer Program State Reserve Program and the Funding Agricultural Reduction Measures for Emission Reductions Program;
- 3) Authorize the Air District to accept, obligate, and expend new funding from the Low-Carbon Fuel Standard Mitigation Funding program; and
- 4) Authorize the Executive Officer/APCO to enter into all necessary agreements with applicants for the recommended projects and new funding.

B) Fiscal Year Ending 2019 Transportation Fund for Clean Air Funding Allocation

- 1) Allocate \$15.03 million in new Transportation Fund for Clean Air monies to the programs and projects listed in Table 1;
- 2) Authorize the proposed cost-effectiveness limits for the Air District sponsored programs and projects listed in Table 2; and
- 3) Authorize the Executive Officer/APCO to enter into funding agreements and contracts up to \$100,000 for projects and programs listed in Table 1.

- C) Fiscal Year Ending 2019 Transportation Fund for Clean Air County Program Manager Expenditure Plans
  - 1) Approve the allocation of new Fiscal Year Ending (FYE) 2019 Transportation Fund for Clean Air (TFCA) County Program Manager (CPM) Expenditure Plans Funds listed in Table 1; and
  - 2) Authorize the Executive Officer/APCO to enter into funding agreements with the CPMs for the total funds to be programmed in FYE 2019, listed in Table 1.

BACKGROUND

The Committee met on Thursday, April 26, 2018, and received the following reports:

- A) Projects and Contracts with Proposed Grant Awards over \$100,000;
- B) Fiscal Year Ending 2019 Transportation Fund for Clean Air Funding Allocation; and
- C) Fiscal Year Ending 2019 Transportation Fund for Clean Air County Program Manager Expenditure Plans

Chairperson Scott Haggerty will provide an oral report of the Committee meeting.

BUDGET CONSIDERATION/FINANCIAL IMPACT

- A) None;
- B) None; and
- C) None.

Respectfully submitted,

Jack P. Broadbent  
Executive Officer/APCO

Prepared by: Marcy Hiratzka  
Reviewed by: Vanessa Johnson

Attachment 5A: 04/26/2018 – Mobile Source Committee Meeting Agenda #3  
Attachment 5B: 04/26/2018 – Mobile Source Committee Meeting Agenda #4  
Attachment 5C: 04/26/2018 – Mobile Source Committee Meeting Agenda #5

**BAY AREA AIR QUALITY MANAGEMENT DISTRICT**

## Memorandum

To: Chairperson Scott Haggerty and Members  
of the Mobile Source Committee

From: Jack P. Broadbent  
Executive Officer/APCO

Date: April 17, 2018

Re: Projects and Contracts with Proposed Grant Awards over \$100,000

---

**RECOMMENDED ACTIONS**

The Committee will consider recommending Board of Directors:

1. Approve Carl Moyer Program and Transportation Fund for Clean Air projects with proposed grant awards over \$100,000 as shown in Attachment 1;
2. Adopt resolutions authorizing the Air District to accept, obligate, and expend new funding from the Carl Moyer Program State Reserve Program and the Funding Agricultural Reduction Measures for Emission Reductions Program.
3. Authorize the Air District to accept, obligate, and expend new funding from the Low-Carbon Fuel Standard Mitigation Funding program; and
4. Authorize the Executive Officer/APCO to enter into all necessary agreements with applicants for the recommended projects and new funding.

**BACKGROUND**

The Bay Area Air Quality Management District (Air District) has participated in the Carl Moyer Program (CMP), in cooperation with the California Air Resources Board (ARB), since the program began in fiscal year 1998-1999. The CMP provides grants to public and private entities to reduce emissions of oxides of nitrogen (NOx), reactive organic gases (ROG) and particulate matter (PM) from existing heavy-duty engines by either replacing or retrofitting them. Eligible heavy-duty diesel engine applications include on-road trucks and buses, off-road equipment, marine vessels, locomotives, and stationary agricultural pump engines.

Assembly Bill 923 (AB 923 - Firebaugh), enacted in 2004 (codified as Health and Safety Code (HSC) Section 44225), authorized local air districts to increase their motor vehicle registration surcharge up to an additional \$2 per vehicle. The revenues from the additional \$2 surcharge are deposited in the Air District's Mobile Source Incentive Fund (MSIF). AB 923 stipulates that air districts may use the revenues generated by the additional \$2 surcharge for projects eligible under the CMP.

In 2017, Assembly Bill (AB) 617 directed the ARB, in conjunction with local air districts to establish the Community Air Protection Program. AB 617 provides a new community-focused action framework to improve air quality and reduce exposure to criteria air pollutants and toxic air contaminants in communities most impacted by air pollution. In advance of the development of the Community Air Protection Program, the Governor and legislature established an early action component to AB 617 to use existing incentive programs to get immediate emission reductions in the communities most affected by air pollution. AB 134 appropriated \$250 million from the Greenhouse Gas Reduction Fund (GGRF) to reduce mobile source emissions including criteria pollutants, toxic air contaminants, and greenhouse gases in those communities. The Bay Area has been allocated \$50 million of these funds for emission reduction projects. These funds will be used to implement projects under the CMP, and optionally under the Proposition 1B Goods Movement Emission Reduction Program.

On March 1, 2017, the Board of Directors (Board) authorized Air District participation in Year 19 of the CMP, and authorized the Executive Officer/APCO to execute Grant Agreements and amendments for projects funded with CMP funds or MSIF revenues, with individual grant award amounts up to \$100,000.

In 1991, the California State Legislature authorized the Air District to impose a \$4 surcharge on motor vehicles registered within the nine-county Bay Area to fund projects that reduce on-road motor vehicle emissions within the Air District's jurisdiction. The statutory authority for the Transportation Fund for Clean Air (TFCA) and requirements of the program are set forth in the HSC Sections 44241 and 44242. Sixty percent of TFCA funds are awarded by the Air District to eligible projects and programs implemented directly by the Air District (e.g., Spare the Air, Plug-in Electric Vehicle Program) and to a program referred to as the TFCA Regional Fund. Each year, the Board allocates funding and adopts policies and evaluation criteria that govern the expenditure of TFCA funding.

On April 19, 2017, the Board allocated \$29.24 million in TFCA monies for eligible projects in Fiscal Year Ending (FYE) 2018, authorized cost-effectiveness limits for Air District-sponsored FYE 2018 programs, and authorized the Executive Officer/APCO to execute Grant Agreements and amendments for TFCA-revenue funded projects with individual grant award amounts up to \$100,000. On August 2, 2017, the Board adopted policies and evaluation criteria for the FYE 2018 TFCA Regional Fund program.

CMP and TFCA projects with grant award amounts over \$100,000 are brought to the Mobile Source Committee for consideration at least on a quarterly basis. Staff reviews and evaluates grant applications based upon the respective governing policies and guidelines established by the ARB and the Board.

## DISCUSSION

### **Carl Moyer Program:**

For the Year 19 cycle, the Air District had more than \$16 million available for eligible CMP and school bus projects from a combination of MSIF and CMP funds. The Air District started



accepting project applications for the CMP Year 19 funding cycle on October 12, 2017 and applications are accepted and evaluated on a first-come, first-served basis.

As of April 5, 2018, the Air District had received 151 project applications for the CMP Year 19 cycle. Of the applications that have been evaluated between March 19, 2018, and April 5, 2018, thirteen eligible projects have proposed individual grant awards over \$100,000. These projects will replace 6 marine engines, 3 pieces of agricultural equipment, and 14 pieces of off-road equipment, and will reduce over 24 tons of NO<sub>x</sub>, ROG and PM per year. Staff recommends the allocation of \$4,809,085 for these projects from a combination of CMP funds and MSIF revenues. Attachment 1, Table 1, provides additional information on these projects.

Attachment 2, lists all of the eligible Year 19 projects that have been received by the Air District as of April 5, 2018, and summarizes the allocation of funding by equipment category, and county. Approximately 64% of the funds have been awarded to projects that reduce emissions in highly impacted Bay Area communities. Attachment 3 summarizes the cumulative allocation of CMP and MSIF funding since 2009 (more than \$151 million awarded to 857 projects).

### **Transportation Fund for Clean Air Program:**

The Air District started accepting project applications for the TFCA on July 1, 2017, and as of April 5, 2018, the Air District had received 73 project applications. Of the applications that were evaluated between February 2, 2018, and April 5, 2018, seven eligible projects proposed an individual grant award over \$100,000. These projects will install 756 level 2 electric vehicle charging ports and 29 DC fast charging stations at 35 schools and community colleges in Alameda and Santa Clara counties, and will reduce approximately 3.42 tons of NO<sub>x</sub>, ROG and PM per year. Staff has determined that these projects conform to the provisions of HSC 44241 and the applicable Board-adopted policies and recommends the allocation of \$2,829,500 in TFCA funds to these projects. Attachment 1, Table 2, provides additional information on these projects.

Attachment 4 lists the 56 eligible TFCA projects that were evaluated between July 1, 2017 and April 5, 2018. In total, these projects represent approximately \$10.66 million in funds awarded, and will annually reduce approximately 35.12 tons of NO<sub>x</sub>, ROG, and PM and 23,754 tons of tailpipe greenhouse gas emissions. Approximately 27% of the TFCA funding awarded to date will directly reduce emissions in highly impacted Bay Area communities.

Attachment 5 summarizes the allocation of TFCA funding for the 56 eligible projects that have been evaluated since July 1, 2017 by project category (Figure 1), and county (Figure 2).

### **New Funding from ARB:**

In addition to the perennial grant funding sources that are administered by the Air District and that are described above, staff routinely pursues other funding opportunities to complement and augment its on-going air quality improvement incentive programs. The following is a summary of three new funding sources that are proposed by ARB for award to the Air District. Two of the Carl Moyer Program State Reserve and FARMER programs, require Board Resolutions (see Attachments 6 and 7).

- ***Carl Moyer Program State Reserve Funds*** - HSC Division 26, Part 5, Chapter 9, enables ARB to allocate Carl Moyer Program funds to local air quality districts to provide financial incentives to both the public and private sector to implement eligible projects to reduce emissions from on-road, marine, locomotive, agriculture, and off-road engines. HSC section 44286(d) authorizes ARB to reserve up to 10 percent of Carl Moyer Program funding to directly fund any project that is a covered source. For Fiscal Year 2017-2018, ARB has allocated the state reserve funds towards off-road projects eligible for funding under the CMP guidelines. The Air District submitted an application to ARB requesting \$3.5 million in CMP funds to implement the CMP State Reserve program. Up to 6.25% of the funds received may be used for administrative costs associated with the implementation of the program.
- ***Funding Agricultural Reduction Measures for Emission Reductions (FARMER) Program Funds*** – In 2017 AB 134 and AB 109 appropriated \$135 million from the State Budget for Fiscal Year 2017-18 to the ARB for the reduction of criteria, toxic, and greenhouse gas emissions from the agricultural sector. ARB developed the FARMER Program to meet the Legislature’s objectives and help meet the State’s criteria, toxic and greenhouse gas emission reduction goals. The funding for the FARMER program comes from the following three sources: GGRF, the Air Quality Improvement Fund, and the Alternative and Renewable Fuel and Vehicle Technology Fund. The Air District submitted an application to ARB requesting \$5 million to implement the FARMER program in the Bay Area. Up to 6.25% of the funds received may be used for administrative costs associated with the implementation of the program.
- ***Low-Carbon Fuel Standard (LCFS) Mitigation Funding*** - ARB must provide \$4.5 million in mitigation funding to local air districts to reduce NOx emissions to offset increases of NOx from some biodiesel that had been approved from the ARB LCFS program. Funding will be provided to support CMP eligible projects, focusing on NOx reductions for purposes of cost effectiveness. Up to 6.25% of the funds received may be used for administrative costs associated with the implementation of the program.

BUDGET CONSIDERATION / FINANCIAL IMPACT

None.

Respectfully submitted,

Jack P. Broadbent  
Executive Officer/APCO

Prepared by: Anthony Fournier, Mark Tang and Deanna Yee  
Reviewed by: Karen Schkolnick, Chengfeng Wang and Ranyee Chiang

- Attachment 1: Summary of Carl Moyer Program and Mobile Source Incentive Fund projects with grant awards greater than \$100k (Evaluated between 3/19/18 and 4/5/18)
- Attachment 2: Summary of all Year 19 CMP and MSIF approved/eligible projects (between 10/12/17 and 4/5/18)
- Attachment 3: CMP and MSIF funding since 2009 by equipment category
- Attachment 4: Summary of all TFCA approved and eligible projects (evaluated between 7/1/17 and 4/5/18)
- Attachment 5: Summary of TFCA funds distributed by county and project category (evaluated between 7/1/17 and 4/5/18)
- Attachment 6: Draft Resolution Accepting Carl Moyer Program State Reserve Funds From the California Air Resources Board
- Attachment 7: Draft Resolution Accepting FARMER Incentive funding from the California Air Resources Board

MEETING HELD ON APRIL 26, 2018

## AGENDA 5A - ATTACHMENT 1

**Table 1 - Summary of Carl Moyer Program and Mobile Source Incentive Fund projects with grant awards greater than \$100k (Evaluated between 3/19/18 and 4/5/18)**

| Project #          | Applicant name                               | Equipment category | Project description                                      | Proposed contract award | Total project cost     | Emission Reductions (Tons per year) |              |              | County        |
|--------------------|--|--------------------|--|-------------------------|------------------------|-------------------------------------|--------------|--------------|---------------|
|                    |  |                    |  |                         |                        | NOx                                 | ROG          | PM           |               |
| 19MOY84            | Brian Collier<br>(Charter fishing)           | Marine             | Replacement of two diesel marine engines                 | \$ 274,000.00           | \$ 376,094.00          | 1.898                               | 0.022        | 0.068        | San Francisco |
| 19MOY68            | Morrison Chopping                            | Ag/ off-road       | Replacement of one diesel tractor                        | \$ 321,300.00           | \$ 401,666.00          | 2.844                               | 0.259        | 0.162        | Sonoma        |
| 19MOY81            | Tyler Butler<br>(Commercial fishing)         | Marine             | Replacement of two diesel marine engines                 | \$ 156,000.00           | \$ 191,692.42          | 0.768                               | -0.015       | 0.031        | San Mateo     |
| 19MOY92            | L.H. Voss Materials                          | Off-road           | Replacement of one diesel loader                         | \$ 165,160.00           | \$ 206,453.90          | 0.638                               | 0.058        | 0.036        | Contra Costa  |
| 19MOY95            | Bethel Island Municipal Improvement District | Off-road           | Replacement of one diesel loader                         | \$ 109,000.00           | \$ 309,037.00          | 0.356                               | 0.034        | 0.018        | Contra Costa  |
| 19MOY94            | DJNI Engineering, Inc.                       | Off-road           | Replacement of one diesel loader                         | \$ 175,200.00           | \$ 219,090.00          | 0.835                               | 0.076        | 0.048        | Santa Clara   |
| 19MOY112           | Miller Milling Company                       | Off-road           | Replacement of one diesel railcar mover                  | \$ 297,425.00           | \$ 487,065.00          | 0.378                               | 0.047        | 0.025        | Alameda       |
| 19MOY103           | William Alexander<br>(Commercial fishing)    | Marine             | Replacement of two diesel marine engines                 | \$ 164,000.00           | \$ 206,791.00          | 1.063                               | 0.019        | 0.040        | Sonoma        |
| 19MOY144           | West Marin Compost                           | Off-road           | Replacement of one diesel loader                         | \$ 200,700.00           | \$ 250,897.50          | 1.226                               | 0.111        | 0.070        | Marin         |
| 19MOY108           | JPW Development Co., LLC                     | Off-road           | Replacement of one diesel dozer                          | \$ 170,000.00           | \$ 221,119.00          | 0.243                               | 0.032        | 0.018        | Solano        |
| 19MOY116           | Noah Concrete Corporation                    | Off-road           | Replacement of one diesel telehandler                    | \$ 148,100.00           | \$ 185,185.00          | 0.463                               | 0.061        | 0.042        | Santa Clara   |
| 19MOY117           | KKG Equipment Company, LLC                   | Ag/ off-road       | Replacement of two diesel tractors                       | \$ 113,200.00           | \$ 141,635.00          | 0.229                               | 0.024        | 0.019        | Napa          |
| 19MOY87            | Hanson Aggregates Mid Pacific                | Off-road           | Replacement of seven pieces of off-road diesel equipment | \$ 2,515,000.00         | \$ 5,178,085.04        | 11.142                              | 0.637        | 0.375        | Contra Costa  |
| <b>13 Projects</b> |  |                    |  | <b>\$ 4,809,085.00</b>  | <b>\$ 8,374,810.86</b> | <b>22.083</b>                       | <b>1.365</b> | <b>0.954</b> |               |

## AGENDA 5A - ATTACHMENT 1

**Table 2 - Summary of Transportation Fund for Clean Air projects with grant awards greater than \$100k (Evaluated between 2/2/18 and 4/5/18)**

| Project #         | Project Sponsor                                | Project Category                        | Project Description   | Est. C/E  | Proposed Contract Award | Emission Reductions (Tons per year) |             |             | County      |
|-------------------|--|---|---|-----------|-------------------------|-------------------------------------|-------------|-------------|-------------|
|                   |  |   |   |           |                         | NO <sub>x</sub>                     | ROG         | PM          |             |
| 18EV017           | Palo Alto Unified School District              | Electric Vehicle (EV) Charging Stations | Install and operate 74 single-port Level 2 (high) and 5 DC Fast charging stations with solar in Palo Alto           | \$384,481 | \$500,000               | 0.161                               | 0.210       | 0.003       | Santa Clara |
| 18EV028           | Peralta Community College District             | EV Charging Stations                    | Install and operate 25 dual-port Level 2 (high) charging stations with solar in Alameda and Oakland                 | \$298,099 | \$130,000               | 0.054                               | 0.071       | 0.001       | Alameda     |
| 18EV030           | East Side Union High School District           | EV Charging Stations                    | Install and operate 150 single-port Level 2 (high) and 5 DC Fast charging stations in San Jose                      | \$219,784 | \$500,000               | 0.282                               | 0.368       | 0.005       | Santa Clara |
| 18EV034           | San Jose Unified School District               | EV Charging Stations                    | Install and operate 150 single-port Level 2 (high) and 5 DC Fast charging stations in San Jose                      | \$219,784 | \$500,000               | 0.282                               | 0.368       | 0.005       | Santa Clara |
| 18EV037           | Fremont Union High School District             | EV Charging Stations                    | Install and operate 44 single port Level 2 (high) and 6 DC Fast charging stations in Cupertino and San Jose         | \$202,643 | \$199,500               | 0.122                               | 0.159       | 0.002       | Santa Clara |
| 18EV039           | West Valley-Mission Community College District | EV Charging Stations                    | Install and operate 144 single-port Level 2 (high) and 4 DC Fast charging stations in Saratoga and Santa Clara      | \$217,208 | \$500,000               | 0.286                               | 0.372       | 0.005       | Santa Clara |
| 18EV041           | Foothill De-Anza Community College District    | EV Charging Stations                    | Install and operate 144 single-port Level 2 (high) and 4 DC Fast charging stations in Cupertino and Los Altos Hills | \$217,259 | \$500,000               | 0.286                               | 0.372       | 0.005       | Santa Clara |
| <b>7 Projects</b> |  |   |   |           | <b>\$2,829,500</b>      | <b>1.47</b>                         | <b>1.92</b> | <b>0.03</b> |             |

## AGENDA 5A - ATTACHMENT 2

*Summary of all Yr 19 CMP and MSIF approved/ eligible projects (between 10/12/17 and 4/5/18)*

| Project # | Equipment category | Project type           | # of engines | Proposed contract award | Applicant name                                      | Emission Reductions<br>(Tons per year) |        |       | Board approval date | County        |
|-----------|--------------------|------------------------|--------------|-------------------------|---|--|--------|-------|---------------------|---------------|
|           |                    |                        |              |                         |   | NOx                                    | ROG    | PM    |                     |               |
| 19MOY13   | Ag/ off-road       | Equipment replacement  | 1            | \$ 51,224.00            | Michael Viratos<br>(Viratos Vineyards)              | 0.102                                  | 0.016  | 0.011 | APCO                | Solano        |
| 19MOY21   | On-road            | Equipment replacement  | 1            | \$ 40,000.00            | Allied Materials, Inc                               | 0.751                                  | 0.109  | 0.008 | APCO                | Solano        |
| 19MOY16   | Ag/ off-road       | Equipment replacement  | 1            | \$ 144,055.00           | Achadinha Cheese, Inc.                              | 1.189                                  | 0.114  | 0.062 | 12/20/2017          | Sonoma        |
| 19MOY38   | Locomotive         | Equipment replacement  | 1            | \$ 1,080,500.00         | Oakland Global<br>Rail Enterprise                   | 1.801                                  | 0.108  | 0.042 | 12/20/2017          | Alameda       |
| 19MOY20   | Ag/ off-road       | Equipment replacement  | 1            | \$ 43,800.00            | Bains Farms LLC                                     | 0.353                                  | 0.054  | 0.031 | APCO                | Solano        |
| 19MOY25   | Ag/ off-road       | Equipment replacement  | 1            | \$ 45,200.00            | Donald Buhman<br>(Farmer)                           | 0.091                                  | 0.015  | 0.010 | APCO                | Napa          |
| 19MOY24   | Off-road           | Equipment replacement  | 1            | \$ 66,775.00            | Dolan's Lumber<br>of Concord                        | 0.403                                  | 0.058  | 0.033 | APCO                | Contra Costa  |
| 19MOY14   | On-road            | Equipment replacement  | 1            | \$ 60,000.00            | Simon Chuong<br>dba Simon Trucking                  | 1.126                                  | 0.170  | 0.008 | APCO                | Santa Clara   |
| 19MOY2    | Marine             | Engine replacement     | 1            | \$ 94,000.00            | Lovely Martha Sportfishing                          | 0.291                                  | -0.009 | 0.018 | APCO                | San Francisco |
| 19MOY10   | Marine             | Engine replacement     | 2            | \$ 134,800.00           | El Dorado Deep Sea<br>Adventure                     | 1.513                                  | -0.022 | 0.060 | 12/20/2017          | Contra Costa  |
| 19MOY15   | Marine             | Engine replacement     | 1            | \$ 114,000.00           | F/V Rose Marie Inc.<br>(Commercial fishing)         | 0.254                                  | -0.003 | 0.014 | 12/20/2017          | San Francisco |
| 19MOY1    | Marine             | Engine replacement     | 2            | \$ 735,000.00           | Amnav Maritime Corporation<br>(Vessel: Sandra Hugh) | 14.327                                 | 0.095  | 0.591 | 12/20/2017          | Alameda       |
| 19SBP49   | School bus         | School bus replacement | 4            | \$ 496,459.22           | San Jose Unified<br>School District                 | 0.480                                  | 0.047  | 0.000 | 12/20/2017          | Santa Clara   |
| 19MOY4    | Marine             | Engine replacement     | 2            | \$ 735,000.00           | Amnav Maritime Corporation<br>(Vessel: Revolution)  | 14.327                                 | 0.095  | 0.591 | 12/20/2017          | Alameda       |
| 19MOY11   | Ag/ off-road       | Equipment replacement  | 1            | \$ 41,110.00            | Bob Balestra<br>(Vineyard)                          | 0.138                                  | 0.021  | 0.012 | APCO                | Solano        |
| 19MOY6    | On-road            | Equipment replacement  | 1            | \$ 50,000.00            | J&G Transportaion                                   | 1.058                                  | 0.159  | 0.055 | APCO                | Alameda       |
| 19MOY35   | On-road            | Equipment replacement  | 1            | \$ 40,000.00            | Manuel Portela<br>Trucking                          | 0.635                                  | 0.073  | 0.028 | APCO                | Santa Clara   |

## AGENDA 5A - ATTACHMENT 2

| Project # | Equipment category | Project type           | # of engines | Proposed contract award | Applicant name                                | Emission Reductions (Tons per year) |       |       | Board approval date | County        |
|-----------|--------------------|------------------------|--------------|-------------------------|---|-------------------------------------|-------|-------|---------------------|---------------|
|           |                    |                        |              |                         |   | NOx                                 | ROG   | PM    |                     |               |
| 19MOY28   | Ag/ off-road       | Equipment replacement  | 1            | \$ 27,885.00            | Scott T Murphy (Ranch/ farmer)                | 0.037                               | 0.034 | 0.009 | APCO                | Sonoma        |
| 19MOY44   | Ag/ off-road       | Equipment replacement  | 2            | \$ 62,800.00            | Willowbrook Stables LLC                       | 0.039                               | 0.034 | 0.011 | APCO                | Sonoma        |
| 19MOY43   | On-road            | Equipment replacement  | 1            | \$ 60,000.00            | Khaira Trucking, LLC                          | 1.297                               | 0.196 | 0.000 | APCO                | Alameda       |
| 19MOY22   | Marine             | Engine replacement     | 1            | \$ 59,000.00            | Flash Sport Fishing, DBA, Flash Sport Fishing | 0.176                               | 0.001 | 0.009 | APCO                | San Francisco |
| 19MOY19   | On-road            | Equipment replacement  | 1            | \$ 60,000.00            | G & C Trucking                                | 1.032                               | 0.138 | 0.045 | APCO                | Solano        |
| 19MOY39   | Ag/ off-road       | Equipment replacement  | 1            | \$ 20,270.00            | Cabrillo Farms Agriculture, Inc               | 0.096                               | 0.015 | 0.008 | APCO                | San Mateo     |
| 19MOY67   | On-road            | Equipment replacement  | 1            | \$ 60,000.00            | Pawar Brothers Trucking                       | 1.455                               | 0.220 | 0.011 | APCO                | Santa Clara   |
| 19MOY36   | On-road            | Equipment replacement  | 1            | \$ 20,000.00            | Guru Nanak Trucking                           | 1.028                               | 0.155 | 0.008 | APCO                | Alameda       |
| 19MOY70   | On-road            | Equipment replacement  | 1            | \$ 60,000.00            | E.P.A Trucking LLC                            | 0.894                               | 0.119 | 0.039 | APCO                | San Mateo     |
| 19MOY48   | Ag/ off-road       | Equipment replacement  | 1            | \$ 18,500.00            | Corona Vineyard Management LLC                | 0.065                               | 0.010 | 0.007 | APCO                | Napa          |
| 19MOY42   | Ag/ off-road       | Equipment replacement  | 1            | \$ 51,700.00            | Bains Farms LLC                               | 0.335                               | 0.044 | 0.025 | APCO                | Solano        |
| 19MOY47   | Ag/ off-road       | Equipment replacement  | 1            | \$ 247,240.00           | William Y. Gil dba Grass Farm                 | 1.041                               | 0.050 | 0.026 | 2/21/2018           | Santa Clara   |
| 19MOY7    | Marine             | Engine replacement     | 2            | \$ 140,000.00           | Warrior Poet Sportfishing                     | 0.679                               | 0.011 | 0.026 | 2/21/2018           | San Francisco |
| 19MOY72   | Off-road           | Engine replacement     | 26           | \$ 2,084,200.00         | Independent Construction, Co.                 | 9.410                               | 0.499 | 0.269 | 2/21/2018           | Contra Costa  |
| 19SBP53   | School bus         | School bus replacement | 4            | \$ 558,120.00           | Fairfield-Suisun Unified School District      | 0.259                               | 0.019 | 0.000 | 2/21/2018           | Solano        |
| 19MOY59   | Ag/ off-road       | Equipment replacement  | 1            | \$ 179,200.00           | Kabeela, Inc.                                 | 0.625                               | 0.060 | 0.033 | 2/21/2018           | Santa Clara   |
| 19SBP8    | School bus         | School bus replacement | 2            | \$ 330,000.00           | San Mateo Union High School District          | 0.195                               | 0.017 | 0.000 | 3/7/2018            | San Mateo     |

## AGENDA 5A - ATTACHMENT 2

| Project # | Equipment category | Project type           | # of engines | Proposed contract award | Applicant name                               | Emission Reductions<br>(Tons per year) |        |       | Board approval date | County        |
|-----------|--------------------|------------------------|--------------|-------------------------|--|--|--------|-------|---------------------|---------------|
|           |                    |                        |              |                         |  | NOx                                    | ROG    | PM    |                     |               |
| 19SBP86   | School bus         | School bus replacement | 1            | \$ 165,000.00           | San Lorenzo Unified School District          | 0.082                                  | 0.007  | 0.000 | 3/7/2018            | Alameda       |
| 19MOY83   | On-road            | Equipment replacement  | 1            | \$ 40,000.00            | Katakis Trucking                             | 0.769                                  | 0.101  | 0.005 | APCO                | San Mateo     |
| 19SBP96   | School bus         | School bus replacement | 2            | \$ 264,500.00           | San Lorenzo Unified School District          | 0.132                                  | 0.010  | 0.000 | 4/4/2018            | Alameda       |
| 19SBP58   | School bus         | School bus replacement | 15           | \$ 2,018,169.00         | Antioch Unified School District              | 1.302                                  | 0.105  | 0.000 | 4/4/2018            | Contra Costa  |
| 19MOY84   | Marine             | Engine replacement     | 2            | \$ 274,000.00           | Brian Collier (Charter fishing)              | 1.898                                  | 0.022  | 0.068 | TBD                 | San Francisco |
| 19MOY68   | Ag/ off-road       | Equipment replacement  | 1            | \$ 321,300.00           | Morrison Chopping                            | 2.844                                  | 0.259  | 0.162 | TBD                 | Sonoma        |
| 19MOY78   | Ag/ off-road       | Equipment replacement  | 1            | \$ 50,000.00            | W. Hogue Vineyards, dba The Terraces         | 0.056                                  | 0.004  | 0.006 | APCO                | Napa          |
| 19MOY90   | Ag/ off-road       | Equipment replacement  | 2            | \$ 77,700.00            | Garvey Vineyard Management LLC               | 0.293                                  | 0.050  | 0.032 | APCO                | Napa          |
| 19MOY81   | Marine             | Engine replacement     | 2            | \$ 156,000.00           | Tyler Butler (Commercial fishing)            | 0.768                                  | -0.015 | 0.031 | TBD                 | San Mateo     |
| 19MOY92   | Off-road           | Equipment replacement  | 1            | \$ 165,160.00           | L.H. Voss Materials                          | 0.638                                  | 0.058  | 0.036 | TBD                 | Contra Costa  |
| 19MOY95   | Off-road           | Equipment replacement  | 1            | \$ 109,000.00           | Bethel Island Municipal Improvement District | 0.356                                  | 0.034  | 0.018 | TBD                 | Contra Costa  |
| 19MOY77   | Ag/ off-road       | Equipment replacement  | 1            | \$ 35,725.00            | KM Vineyard Services                         | 0.103                                  | 0.018  | 0.010 | APCO                | Alameda       |
| 19MOY94   | Off-road           | Equipment replacement  | 1            | \$ 175,200.00           | DJNI Engineering, Inc.                       | 0.835                                  | 0.076  | 0.048 | TBD                 | Santa Clara   |
| 19MOY109  | Ag/ off-road       | Equipment replacement  | 1            | \$ 36,500.00            | Achadinha Cheese, Inc.                       | 0.067                                  | 0.011  | 0.008 | APCO                | Sonoma        |
| 19MOY111  | Ag/ off-road       | Equipment replacement  | 1            | \$ 40,000.00            | Michael Wolf Vineyard Services Inc.          | 0.053                                  | 0.004  | 0.005 | APCO                | Napa          |
| 19MOY112  | Off-road           | Equipment replacement  | 1            | \$ 297,425.00           | Miller Milling Company                       | 0.378                                  | 0.047  | 0.025 | TBD                 | Alameda       |
| 19MOY113  | Ag/ off-road       | Equipment replacement  | 1            | \$ 34,100.00            | Schweiger Vineyards, Inc                     | 0.067                                  | 0.012  | 0.008 | APCO                | Napa          |
| 19SBP79   | School bus         | School bus replacement | 1            | \$ 137,845.00           | San Carlos School Elementary School District | 0.098                                  | 0.008  | 0.000 | 4/4/2018            | San Mateo     |

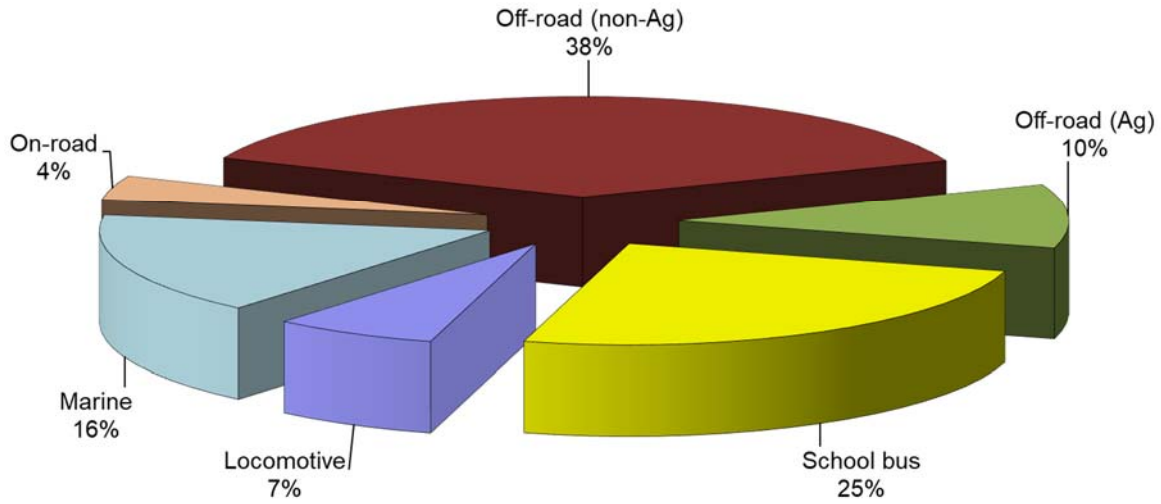


## AGENDA 5A - ATTACHMENT 2

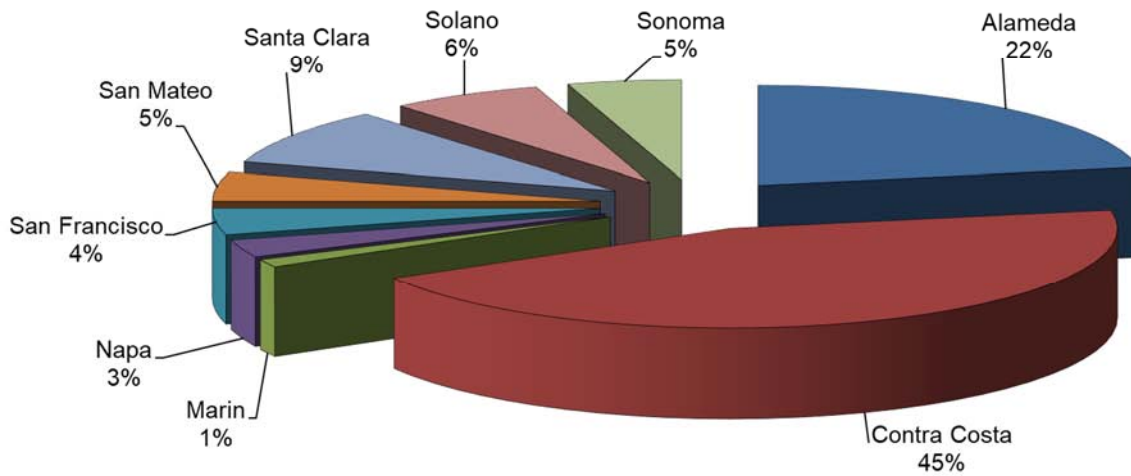
| Project #          | Equipment category | Project type          | # of engines | Proposed contract award | Applicant name                             | Emission Reductions (Tons per year) |              |              | Board approval date | County       |
|--------------------|--------------------|-----------------------|--------------|-------------------------|--|-------------------------------------|--------------|--------------|---------------------|--------------|
|                    |                    |                       |              |                         |  | NOx                                 | ROG          | PM           |                     |              |
| 19MOY46            | On-road            | Equipment replacement | 1            | \$ 40,000.00            | Likers Logistic Inc.                       | 0.534                               | 0.040        | 0.003        | APCO                | Alameda      |
| 19MOY103           | Marine             | Engine replacement    | 2            | \$ 164,000.00           | William Alexander (Commercial fishing)     | 1.063                               | 0.019        | 0.040        | TBD                 | Sonoma       |
| 19MOY89            | Off-road           | Equipment replacement | 1            | \$ 36,600.00            | Winegrowers Farming Company                | 0.163                               | 0.030        | 0.022        | APCO                | Napa         |
| 19MOY144           | Off-road           | Equipment replacement | 1            | \$ 200,700.00           | West Marin Compost                         | 1.226                               | 0.111        | 0.070        | TBD                 | Marin        |
| 19MOY108           | Off-road           | Equipment replacement | 1            | \$ 170,000.00           | JPW Development Co., LLC                   | 0.243                               | 0.032        | 0.018        | TBD                 | Solano       |
| 19MOY65            | On-road            | Equipment replacement | 2            | \$ 78,000.00            | Herrera & Sons Two, Inc. dba family towing | 0.767                               | 0.068        | 0.019        | APCO                | Santa Clara  |
| 19MOY146           | Off-road           | Equipment replacement | 1            | \$ 37,300.00            | Volker Eisele Family Estate LLC            | 0.052                               | 0.013        | 0.008        | APCO                | Napa         |
| 19MOY17            | On-road            | Equipment replacement | 1            | \$ 15,000.00            | Shah Trucking                              | 0.831                               | 0.123        | 0.042        | APCO                | Alameda      |
| 19MOY116           | Off-road           | Equipment replacement | 1            | \$ 148,100.00           | Noah Concrete Corporation                  | 0.463                               | 0.061        | 0.042        | TBD                 | Santa Clara  |
| 19MOY117           | Ag/ off-road       | Equipment replacement | 2            | \$ 113,200.00           | KKG Equipment Company, LLC                 | 0.229                               | 0.024        | 0.019        | TBD                 | Napa         |
| 19MOY87            | Off-road           | Equipment replacement | 7            | \$2,515,000.00          | Hanson Aggregates Mid Pacific              | 11.142                              | 0.637        | 0.375        | TBD                 | Contra Costa |
| <b>63 Projects</b> |                    |                       | <b>127</b>   | <b>\$ 15,926,362.22</b> |  | <b>84.951</b>                       | <b>4.690</b> | <b>3.222</b> |                     |              |

## AGENDA 5A - ATTACHMENT 2

**Figure 1: CMP and MSIF Funding Distribution by Equipment Category as of 4/5/18**

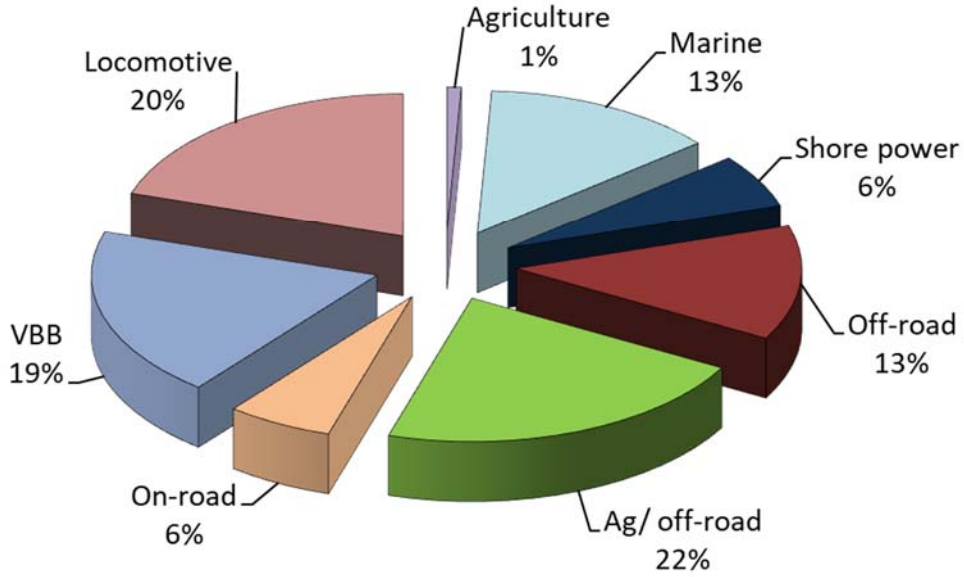


**Figure 2: CMP and MSIF Funding Distribution by County as of 4/5/18**

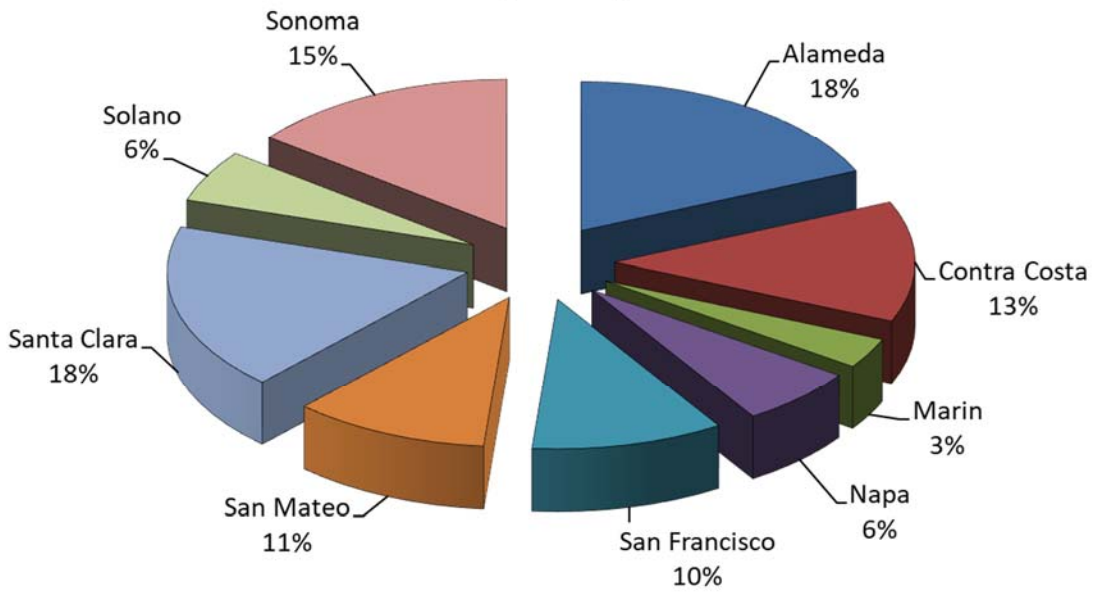


### AGENDA 5A - ATTACHMENT 3

**Figure 3: CMP and MSIF funding since 2009 by equipment category**



**Figure 4: CMP and MSIF funding since 2009 by county**



## AGENDA 5A - ATTACHMENT 4

*Summary of all TFCA approved and eligible projects (evaluated between 7/1/17 and 4/5/18)*

| Project #                              | Project Category                        | Project Description  | Award Amount | Applicant Name  | Emission Reductions<br>(Tons per year) |       |       | Board<br>Approval<br>Date | CARE<br>Area | County                  |
|--|---|--|--------------|---|--|-------|-------|---------------------------|--------------|-------------------------|
|  |   |  |              |   | NO <sub>x</sub>                        | ROG   | PM    |                           |              |                         |
| <b>Projects Pending Board Approval</b> |   |  |              |   |  |       |       |                           |              |                         |
| 18EV017                                | Electric Vehicle (EV) Charging Stations | Install and operate 74 single-port Level 2 (high) and 5 DC Fast charging stations with solar in Palo Alto                                      | \$500,000    | Palo Alto Unified School District                                     | 0.161                                  | 0.210 | 0.003 | Pending                   | No           | Santa Clara             |
| 18EV028                                | EV Charging Stations                    | Install and operate 25 dual-port Level 2 (high) charging stations with solar in Alameda and Oakland  | \$130,000    | Peralta Community College District                                    | 0.054                                  | 0.071 | 0.001 | Pending                   | Yes          | Alameda                 |
| 18EV030                                | EV Charging Stations                    | Install and operate 150 single-port Level 2 (high) and 5 DC Fast charging stations in San Jose   | \$500,000    | East Side Union High School District                                  | 0.282                                  | 0.368 | 0.005 | Pending                   | Yes          | Santa Clara             |
| 18EV034                                | EV Charging Stations                    | Install and operate 150 single-port Level 2 (high) and 5 DC Fast charging stations in San Jose   | \$500,000    | San Jose Unified School District                                      | 0.282                                  | 0.368 | 0.005 | Pending                   | Yes          | Santa Clara             |
| 18EV037                                | EV Charging Stations                    | Install and operate 44 single port level 2 (high) and 6 DC Fast charging stations in Cupertino and San Jose                                    | \$199,500    | Fremont Union High School District                                    | 0.122                                  | 0.159 | 0.002 | Pending                   | No           | Santa Clara             |
| 18EV039                                | EV Charging Stations                    | Install and operate 144 single-port Level 2 (high) and 4 DC Fast charging stations in Saratoga and Santa Clara                                 | \$500,000    | West Valley-Mission Community College District                        | 0.286                                  | 0.372 | 0.005 | Pending                   | No           | Santa Clara             |
| 18EV041                                | EV Charging Stations                    | Install and operate 144 single-port Level 2 (high) and 4 DC Fast charging stations in Cupertino and Los Altos Hills                            | \$500,000    | Foothill De-Anza Community College District                           | 0.286                                  | 0.372 | 0.005 | Pending                   | No           | Santa Clara             |
| <b>Projects Approved</b>               |   |  |              |   |  |       |       |                           |              |                         |
| 17EV005                                | EV Charging Stations                    | Install and operate 5 single-port Level 2 (high) charging stations in Daly City, San Carlos, Menlo Park and Mountain View                      | \$15,000     | Concept Hotels  | 0.008                                  | 0.011 | 0.000 | 7/11/17                   | No           | San Mateo / Santa Clara |
| 17EV009                                | EV Charging Stations                    | Install and operate 4 dual-port Level 2 (low) charging stations in Menlo Park and Cupertino  | \$10,000     | J Cyril Johnson Investment Corp                                       | 0.005                                  | 0.007 | 0.000 | 7/27/17                   | No           | San Mateo / Santa Clara |
| 17EV011                                | EV Charging Stations                    | Install and operate 3 dual-port Level 2 (high) charging stations in San Francisco  | \$10,936     | San Francisco Zoological Society                                      | 0.006                                  | 0.008 | 0.000 | 8/3/17                    | No           | San Francisco           |
| 17EV013                                | EV Charging Stations                    | Install and operate 4 dual-port Level 2 (high) charging stations in San Jose   | \$16,000     | San Jose Healthcare System, LP  | 0.009                                  | 0.011 | 0.000 | 7/20/17                   | Yes          | Santa Clara             |
| 17EV015                                | EV Charging Stations                    | Install and operate 14 dual-port Level 2 (high) charging stations in Santa Rosa and Petaluma   | \$56,000     | Sonoma County Junior College District                                 | 0.030                                  | 0.040 | 0.001 | 7/6/17                    | No           | Sonoma                  |
| 17EV016                                | EV Charging Stations                    | Install and operate 6 dual-port Level 2 (low) charging stations in Hayward   | \$15,000     | California State University, East Bay Foundation Inc.                 | 0.008                                  | 0.011 | 0.000 | 7/18/17                   | No           | Alameda                 |
| 17EV018*                               | EV Charging Stations                    | Install and operate 182 single-port Level 2 (high) and 8 DC Fast charging stations with solar in Los Altos, Mountain View, and Los Altos Hills | \$1,400,763  | Los Altos School District   | 0.390                                  | 0.508 | 0.008 | 10/4/17                   | No           | Santa Clara             |
| 17EV019                                | EV Charging Stations                    | Install and operate 3 dual-port Level 2 (high) chargers in San Jose  | \$12,000     | Asian Americans for Community Involvement of Santa Clara County, Inc. | 0.007                                  | 0.009 | 0.000 | 8/28/17                   | Yes          | Santa Clara             |
| 17EV020                                | EV Charging Stations                    | Install and operate 6 single-port Level 2 (high) charging stations in Los Altos Hills  | \$29,078     | Fremont Hills Country Club  | 0.018                                  | 0.024 | 0.000 | 7/20/17                   | No           | Santa Clara             |
| 17EV021                                | EV Charging Stations                    | Install and operate 52 single-port Level 2 (high) charging stations in San Jose  | \$156,000    | North First SJ, LP  | 0.084                                  | 0.110 | 0.002 | 10/4/17                   | No           | Santa Clara             |
| 17EV022                                | EV Charging Stations                    | Install and operate 26 single-port Level 2 (high) and 1 DC Fast charging stations in Los Altos   | \$96,000     | Mountain View Los Altos High School District                          | 0.056                                  | 0.073 | 0.001 | 10/4/17                   | No           | Santa Clara             |
| 17EV023                                | EV Charging Stations                    | Install and operate 3 single-port Level 2 (high) charging stations with solar in Richmond  | \$18,000     | San Francisco Estuary Institute                                       | 0.005                                  | 0.006 | 0.000 | 8/15/17                   | Yes          | Contra Costa            |
| 17EV024                                | EV Charging Stations                    | Install and operate 20 single-port Level 2 (high) charging stations with solar in Cotati   | \$120,000    | Old Redwood Commons Association                                       | 0.033                                  | 0.042 | 0.001 | 10/4/17                   | No           | Sonoma                  |
| 17EV025                                | EV Charging Stations                    | Install and operate 3 dual-port Level 2 (high) charging stations in San Mateo  | \$12,000     | BCSP Crossroads Property LLC  | 0.007                                  | 0.009 | 0.000 | 8/17/17                   | No           | San Mateo               |
| 17EV026                                | EV Charging Stations                    | Install and operate 3 dual-port Level 2 (high) charging stations in Half Moon Bay  | \$12,000     | City of Half Moon Bay   | 0.007                                  | 0.009 | 0.000 | 3/7/18                    | No           | San Mateo               |
| 17EV027                                | EV Charging Stations                    | Install and operate 8 dual-port Level 2 (high) charging station in San Jose  | \$32,000     | Santa Clara Valley Transportation Authority                           | 0.017                                  | 0.023 | 0.000 | 10/11/17                  | Yes          | Santa Clara             |
| 17EV029                                | EV Charging Stations                    | Install and operate 4 single-port Level 2 (high) charging stations in Albany   | \$12,000     | City of Albany  | 0.007                                  | 0.009 | 0.000 | 11/13/17                  | Yes          | Alameda                 |
| 17EV031                                | EV Charging Stations                    | Install and operate 32 Level 2 (high) single port charging stations in Sunnyvale and Cupertino   | \$96,000     | Fremont Union High School District                                    | 0.052                                  | 0.068 | 0.001 | 11/14/17                  | No           | Santa Clara             |
| 17R18                                  | Bicycle Facilities                      | Install 0.31 miles of Class II and 10.48 miles Class III bikeways in Daly City   | \$133,117    | City of Daly City   | 0.071                                  | 0.093 | 0.138 | 10/4/17                   | No           | San Mateo               |

## AGENDA 5A - ATTACHMENT 4

Summary of all TFCA approved and eligible projects (evaluated between 7/1/17 and 4/5/18)

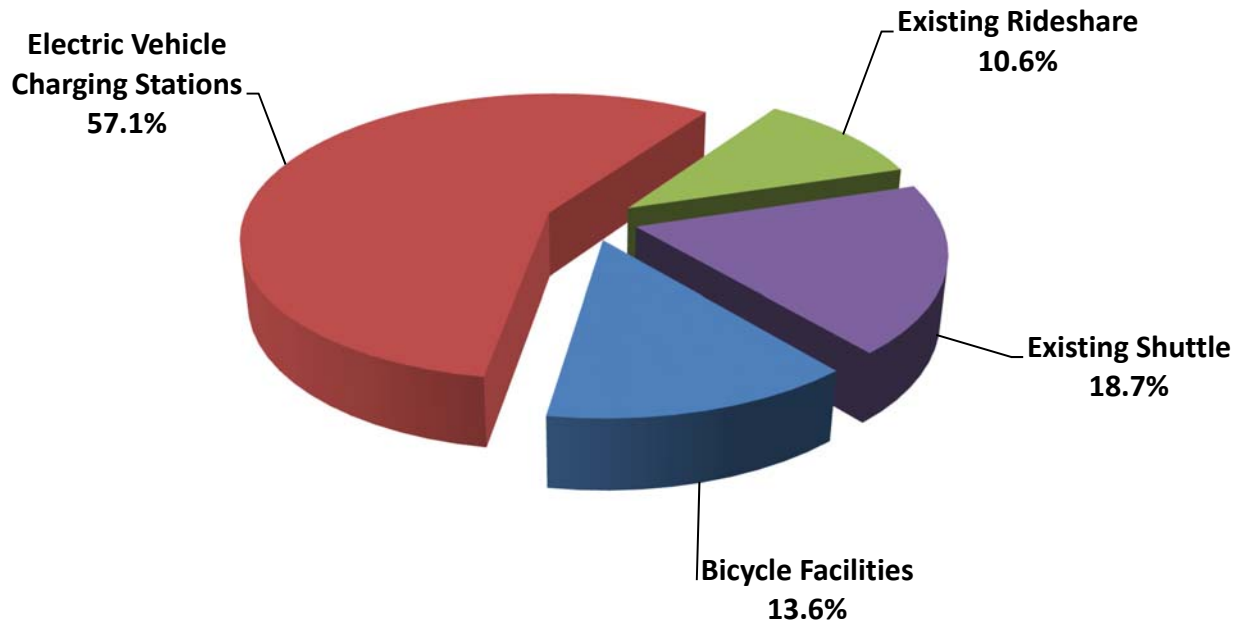
| Project #          | Project Category     | Project Description   | Award Amount        | Applicant Name                                 | Emission Reductions<br>(Tons per year) |               |               | Board<br>Approval<br>Date | CARE<br>Area | County                  |
|--------------------|----------------------|---|---------------------|--|--|---------------|---------------|---------------------------|--------------|-------------------------|
|                    |                      |   |                     |  | NO <sub>x</sub>                        | ROG           | PM            |                           |              |                         |
| 17R19              | Bicycle Facilities   | Install 0.36 miles of Class IV bikeways in Half Moon Bay  | \$25,099            | City of Half Moon Bay                          | 0.003                                  | 0.004         | 0.006         | 9/13/17                   | No           | San Mateo               |
| 17R20              | Bicycle Facilities   | Install 1.87 miles of Class II bikeways in Santa Rosa   | \$201,907           | City of Santa Rosa                             | 0.027                                  | 0.039         | 0.050         | 10/4/17                   | No           | Sonoma                  |
| 17R21              | Bicycle Facilities   | Install 1.7 miles of Class II and 7.8 miles of Class III bikeways in San Leandro  | \$139,128           | City of San Leandro                            | 0.030                                  | 0.040         | 0.059         | 10/4/17                   | Yes          | Alameda                 |
| 17R22              | Bicycle Facilities   | Install 3.05 miles of Class III bikeways in Redwood City  | \$29,206            | City of Redwood City                           | 0.004                                  | 0.005         | 0.007         | 9/13/17                   | No           | San Mateo               |
| 17R23              | Bicycle Facilities   | Install 0.8 miles of Class I bikeway in Albany  | \$246,552           | East Bay Regional Park District                | 0.030                                  | 0.040         | 0.059         | 10/4/17                   | Yes          | Alameda                 |
| 17R24              | Bicycle Facilities   | Install 7.76 miles of Class III and .7 miles of Class IV bikeways in Cupertino  | \$138,359           | City of Cupertino                              | 0.017                                  | 0.024         | 0.031         | 10/4/17                   | No           | Santa Clara             |
| 17R26              | Bicycle Facilities   | Install 0.28 miles of Class I bikeway in San Carlos   | \$120,721           | City of San Carlos                             | 0.015                                  | 0.024         | 0.023         | 10/4/17                   | No           | San Mateo               |
| 17R27              | Bicycle Facilities   | Install 20 electronic bicycle lockers in Richmond   | \$40,000            | City of Richmond                               | 0.005                                  | 0.007         | 0.009         | 9/13/17                   | Yes          | Contra Costa            |
| 17R28              | Bicycle Facilities   | Install 104 electronic bicycle lockers in San Jose  | \$208,000           | City of San Jose                               | 0.026                                  | 0.037         | 0.048         | 10/4/17                   | Yes          | Santa Clara             |
| 17R29              | Bicycle Facilities   | Install 40 electronic bicycle lockers in San Francisco  | \$100,000           | San Francisco Municipal Transportation Agency  | 0.014                                  | 0.019         | 0.028         | 9/13/17                   | Yes          | San Francisco           |
| 17R30              | Bicycle Facilities   | Install 16 electronic bicycle lockers in Oakland  | \$36,000            | City of Oakland                                | 0.005                                  | 0.007         | 0.009         | 9/13/17                   | Yes          | Alameda                 |
| 17R31              | Bicycle Facilities   | Install 74 bicycle racks and 8 electronic bicycle lockers in Fremont  | \$21,550            | City of Fremont                                | 0.006                                  | 0.008         | 0.011         | 9/13/17                   | No           | Alameda                 |
| 17R32              | Bicycle Facilities   | Install 171 bicycle racks in Palo Alto  | \$12,825            | Palo Alto Unified School District              | 0.012                                  | 0.016         | 0.016         | 9/13/17                   | No           | Santa Clara             |
| 18EV001            | EV Charging Stations | Install and operate 244 Level 2 (high) single-port charging stations in San Jose, Campbell, and Saratoga                | \$732,000           | Campbell Union High School District            | 0.396                                  | 0.516         | 0.008         | 12/20/17                  | No           | Santa Clara             |
| 18EV002            | EV Charging Stations | Install and operate 5 dual-port Level 2 (high) charging stations in Mountain View and South San Francisco               | \$15,000            | HCP, Inc.                                      | 0.008                                  | 0.011         | 0.000         | 3/14/18                   | No           | San Mateo / Santa Clara |
| 18EV005            | EV Charging Stations | Install and operate 2 dual-port Level 2 (high) and 1 single-port Level 2 (high) charging stations in Napa               | \$11,000            | Napa County Superintendent of Schools          | 0.006                                  | 0.008         | 0.000         | 1/3/18                    | No           | Napa                    |
| 18EV006            | EV Charging Stations | Install and operate 1 dual-port level 2 (high) and 1 DC Fast charging stations in Emeryville                            | \$29,000            | City of Emeryville                             | 0.016                                  | 0.020         | 0.000         | 1/10/18                   | Yes          | Alameda                 |
| 18EV008            | EV Charging Stations | Install and operate 20 dual-port Level 2 (high) charging stations in Pleasant Hill, San Pablo, San Ramon, and Pittsburg | \$80,000            | Contra Costa Community College District        | 0.043                                  | 0.056         | 0.001         | 2/28/18                   | Yes          | Contra Costa            |
| 18EV010            | EV Charging Stations | Install and operate 5 dual-port level 2 (high) charging stations in Milpitas  | \$20,000            | Sonicwall Inc                                  | 0.011                                  | 0.014         | 0.000         | 1/17/18                   | No           | Santa Clara             |
| 18EV011            | EV Charging Stations | Install and operate 24 single-port level 2 (high) charging stations in San Jose   | \$72,000            | Vocera Communications, Inc.                    | 0.039                                  | 0.051         | 0.001         | 11/22/17                  | Yes          | Santa Clara             |
| 18EV012            | EV Charging Stations | Install and operate 4 dual-port Level 2 (high) charging stations in San Jose  | \$16,000            | Pan Cal Corporation                            | 0.009                                  | 0.011         | 0.000         | 1/3/18                    | No           | Santa Clara             |
| 18EV014            | EV Charging Stations | Install and operate 32 single-port level 2 (high) charging stations in San Jose   | \$96,000            | The Harker School                              | 0.052                                  | 0.068         | 0.001         | 1/17/18                   | No           | Santa Clara             |
| 18EV021            | EV Charging Stations | Install and operate 14 dual-port and 3 single-port Level 2 (high) charging stations in San Rafael                       | \$65,000            | County of Marin                                | 0.035                                  | 0.046         | 0.001         | 3/14/18                   | No           | Marin                   |
| 18R05              | Rideshare Services   | SJSU Ridesharing & Trip Reduction   | \$140,000           | Associated Students, San Jose State University | 0.808                                  | 0.920         | 1.282         | 11/1/17                   | Yes          | Regional                |
| 18R06              | Shuttle Services     | ACE Shuttle 53 and 54   | \$80,000            | San Joaquin Regional Rail Commission           | 0.331                                  | 0.390         | 0.629         | 10/3/17                   | Yes          | Alameda                 |
| 18R07              | Shuttle Services     | ACE Shuttle Bus Program   | \$960,000           | Santa Clara Valley Transportation Authority    | 2.455                                  | 2.508         | 4.222         | 11/1/17                   | Yes          | Santa Clara             |
| 18R09              | Shuttle Services     | PresidiGo Downtown Shuttle  | \$100,000           | Presidio Trust                                 | 0.213                                  | 0.267         | 0.364         | 10/3/17                   | Yes          | San Francisco           |
| 18R10              | Shuttle Services     | Caltrain Shuttle Program  | \$612,100           | Peninsula Corridor Joint Powers Board          | 1.539                                  | 1.832         | 2.641         | 11/1/17                   | No           | San Mateo / Santa Clara |
| 18R11              | Rideshare Services   | 511 Regional Vanpool & Carpool Program  | \$991,000           | Metropolitan Transportation Commission         | 0.802                                  | 1.783         | 3.507         | 11/1/17                   | Yes          | Regional                |
| 18R12              | Shuttle Services     | Emery Go-Round Shuttle  | \$238,819           | City of Emeryville                             | 0.233                                  | 0.270         | 0.415         | 11/1/17                   | Yes          | Alameda                 |
| <b>56 Projects</b> |                      |   | <b>\$10,658,660</b> |  | <b>9.481</b>                           | <b>12.027</b> | <b>13.610</b> |                           |              |                         |

\*The award for Project #17EV018 includes \$99,900 of funds from the California Energy Commission (CEC), pending CEC's approval. The TFCA award for this project is \$1,300,863.

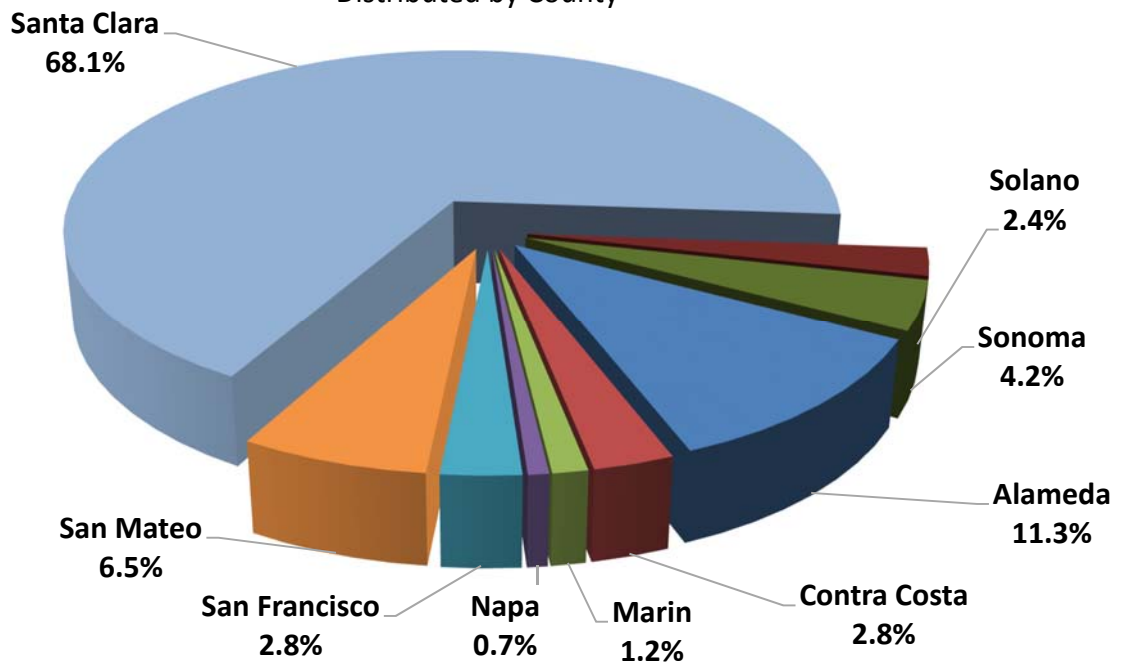
## AGENDA 5A - ATTACHMENT 5

Summary of TFCA funds distributed by county and project category  
(between 7/1/17 and 4/5/18)

**Figure 1: TFCA Projects Awarded**  
Distributed by Project Category



**Figure 2: TFCA Projects Awarded**  
Distributed by County



**AGENDA 5A - ATTACHMENT 6**  
**MEETING HELD ON APRIL 26, 2018**

**BAY AREA AIR QUALITY MANAGEMENT DISTRICT**

**RESOLUTION No. 2018 -**

**A Resolution Accepting Carl Moyer Program State Reserve Funds  
From the California Air Resources Board**

WHEREAS, California Health and Safety Code Division 26, Part 5, Chapter 9, empowers the California Air Resources Board (ARB) to allocate Carl Moyer Program funds to local air quality districts to provide financial incentives to both the public and private sector to implement eligible projects to reduce emissions from on-road, marine, locomotive, agriculture, and off-road engines;

WHEREAS, California Health and Safety Code section 44286(d), authorizes ARB to reserve up to 10 percent of Carl Moyer Program funding to directly fund any project that is a covered source and is described in Section 44281;

WHEREAS, for Fiscal Year (FY) 2017-2018, ARB has allocated the state reserve funds towards off-road projects eligible for funding under the Carl Moyer Program guidelines;

WHEREAS, the Bay Area Air Quality Management District (District) submitted an application to ARB requesting \$3.5 million in Carl Moyer Program funds to implement the Carl Moyer Program state reserve program within the District for the fiscal year (FY) 2017-2018 (Year 20) cycle;

WHEREAS, the District may use up to 6.25 percent of the funds it receives to pay the reasonable costs of administering the incentive program;

WHEREAS, ARB will authorize a grant to the District to implement the Carl Moyer Program Year 20 state reserve, upon approval by the Board of Directors to accept such grant of funds;

NOW, THEREFORE, BE IT RESOLVED, the Board of Directors hereby approves the District's continued participation in the Carl Moyer Program state reserve and acceptance of the FY 2017-2018, Carl Moyer Program state reserve funds, to be awarded to eligible District projects in accordance with the ARB Carl Moyer Program guidelines.

BE IT FURTHER RESOLVED, the Executive Officer/Air Pollution Control Officer is hereby authorized and empowered to execute on behalf of the District grant agreements with ARB and all other necessary documents to implement and carry out the purposes of this resolution.

The foregoing resolution was duly and regularly introduced, passed and adopted at a regular meeting of the Board of Directors of the Bay Area Air Quality Management District on the Motion of Director \_\_\_\_\_, seconded by Director \_\_\_\_\_, on the \_\_\_\_ day of \_\_\_\_\_, 2018, by the following vote of the Board:

**AGENDA 5A - ATTACHMENT 6**  
**MEETING HELD ON APRIL 26, 2018**

AYES:

NOES:

ABSENT:

---

Dave Hudson  
Chairperson of the Board of Directors

ATTEST:

---

Rod Sinks  
Secretary of the Board of Directors

DRAFT



**AGENDA 5A - ATTACHMENT 7**  
**MEETING HELD ON APRIL 26, 2018**

**BAY AREA AIR QUALITY MANAGEMENT DISTRICT**

**RESOLUTION No. 2018 -**

**Resolution Accepting FARMER Incentive Funding  
From the California Air Resources Board**

WHEREAS, in 2017 AB 134 and AB 109 appropriated \$135 million from the State Budget for Fiscal Year (FY) 2017-18 to the California Air Resources Board (ARB) for the reduction of criteria, toxic, and greenhouse gas emissions from the agricultural sector;

WHEREAS, CARB developed the Funding Agricultural Replacement Measures for Emission Reductions (FARMER) Program to meet the Legislature's objectives and help meet the State's criteria, toxic and greenhouse gas emission reduction goals;

WHEREAS, the funding for the FARMER program comes from the following three sources: Greenhouse Gas Reduction Fund (GGRF), the Air Quality Improvement Fund, and the Alternative and Renewable Fuel and Vehicle Technology Fund;

WHEREAS, the Bay Area Air Quality Management District (District) submitted an application to ARB requesting \$5 million in FARMER funds to implement projects pursuant to the FARMER Program guidelines;

WHEREAS, the District may use up to 6.25 percent of the funds it receives to pay the reasonable costs of implementing the incentive program;

WHEREAS, there are specific legislative requirements (e.g., expenditure records, quantification methodology, annual reporting, and disadvantaged/low income community investments) of the cap and trade proceeds that the District will need to adhere to;

NOW, THEREFORE, BE IT RESOLVED, the Board of Directors hereby approves the District's acceptance of the FARMER funds to be awarded to eligible projects in accordance with the legislative and applicable program requirements.

BE IT FURTHER RESOLVED, the Executive Officer/Air Pollution Control Officer is hereby authorized and empowered to execute on behalf of the District grant agreements with ARB and all other necessary documents to implement and carry out the purposes of this resolution.

The foregoing resolution was duly and regularly introduced, passed and adopted at a regular meeting of the Board of Directors of the Bay Area Air Quality Management District on the Motion of Director \_\_\_\_\_, seconded by Director \_\_\_\_\_, on the \_\_\_\_ day of \_\_\_\_\_, 2018, by the following vote of the Board:

**AGENDA 5A - ATTACHMENT 7**  
**MEETING HELD ON APRIL 26, 2018**

AYES:

NOES:

ABSENT:

---

Dave Hudson  
Chairperson of the Board of Directors

ATTEST:

---

Rod Sinks  
Secretary of the Board of Directors

DRAFT

**BAY AREA AIR QUALITY MANAGEMENT DISTRICT**

## Memorandum

To: Chairperson Scott Haggerty and Members  
of the Mobile Source Committee

From: Jack P. Broadbent  
Executive Officer/APCO

Date: April 17, 2018

Re: Fiscal Year Ending (FYE) 2019 Transportation Fund for Clean Air (TFCA) Funding  
Allocation

---

**RECOMMENDED ACTIONS**

The Committee will consider recommending Board of Directors:

1. Allocate \$15.03 million in new Transportation Fund for Clean Air (TFCA) monies to the programs and projects listed in Table 1;
2. Authorize the proposed cost-effectiveness limits for the Air District sponsored programs and projects listed in Table 2; and
3. Authorize the Executive Officer/APCO to enter into funding agreements and contracts up to \$100,000 for projects and programs listed in Table 1.

**BACKGROUND**

On-road motor vehicles, including cars, trucks, and buses, constitute the most significant sources of air pollution, including unhealthy levels of ozone (summertime "smog") and particulate matter, in the Bay Area. With more than 5.5 million on-road motor vehicles in the region, tailpipe emissions account for more than 40% of criteria air pollutants and about 36% of greenhouse gases (GHG) generated in the Bay Area.<sup>1,2</sup> For this reason, emission reductions from the on-road transportation sector are essential to attaining state and federal ambient air quality standards and to meeting the region's GHG reduction commitments.

In 1991, the California State Legislature authorized the Bay Area Air Quality Management District (Air District) to impose a \$4 surcharge on motor vehicles registered within the nine-county Bay Area to fund projects that reduce on-road motor vehicle emissions within the Air District's jurisdiction. The statutory authority for the TFCA and requirements of the program are set forth in California Health and Safety Code Sections 44241 and 44242. Each year, the Air District's Board of Directors (Board) allocates funding and adopts cost-effectiveness criteria that govern expenditure of TFCA funding.

---

<sup>1</sup> BAAQMD, [Bay Area Emissions Inventory Summary Report: Criteria Air Pollutants Base Year 2011](#), May 2014.

<sup>2</sup> BAAQMD, [Bay Area Emissions Inventory Summary Report: Greenhouse Gases Base Year 2011](#), January 2015.

TFCA is one of the Air District’s primary funding sources that provide funding to Bay Area residents and businesses to help offset a portion of the cost to implement eligible projects that reduce emissions from on-road motor vehicles. Sixty percent of TFCA funds are awarded by the Air District to eligible projects and programs implemented directly by the Air District (e.g., Spare the Air, Vehicle Buy Back Program) and to a program referred to as the TFCA Regional Fund. The remaining forty percent (40%) of TFCA funds are pass-through funds to the designated County Program Managers in each of the nine counties within the Air District’s jurisdiction; these funds are distributed based on each county’s proportionate share of fee-paid vehicle registration.

This report discusses proposed allocation of the sixty percent of new TFCA monies that will accrue for and be available for FYE 2019, and the recommended cost-effectiveness limits for the FYE 2019 TFCA-funded Air District sponsored programs and projects.

DISCUSSION

In developing this recommendation, staff evaluated which incentive programs have been the most effective at reducing criteria emissions in the region to help achieve the emissions reduction strategies outlined in the 2017 Clean Air Plan, and considered input received over the past few years from the public, grantees, and the Board.

Staff is recommending that \$15.03 million in new TFCA monies (as shown in column A), which is estimated based on DMV revenues received in 2017, be allocated to the program categories listed below in Table 1. Table 1 also shows the approximate \$7.08 million in carryover funds (as shown in column B) that are available to augment the new revenues and are proposed for allocation to each program category in FYE 2019. Carryover is an estimate of remaining TFCA funds from prior years and from projects that were recently completed under budget or canceled.

**Table 1 - Proposed Programs and TFCA Funding Allocation for FYE 2019 (in Millions)**

| <b>Program Categories</b>   | <b>(A)<br/>Estimated New<br/>TFCA Monies</b> | <b>(B)<br/>Estimated<br/>Carryover</b> | <b>(C)<br/>Estimated Total Funds<br/>Available in FYE 2019</b> |
|---|--|--|--|
| <b>Trip Reduction</b>   | <b>\$5.00</b>                                | <b>\$1.00</b>                          | <b>\$6.00</b>  |
| <b>Clean Air Vehicles</b>   | <b>\$5.35</b>                                | <b>\$6.08</b>                          | <b>\$11.43</b>   |
| <b>Spare the Air</b>  | <b>\$2.31</b>                                | <b>\$0.00</b>                          | <b>\$2.31</b>  |
| <b>Enhanced Mobile Source &amp;<br/>Commuter Benefits Enforcement</b> | <b>\$0.55</b>                                | <b>\$0.00</b>                          | <b>\$0.55</b>  |
| <b>Vehicle Buy Back</b>   | <b>\$0.15</b>                                | <b>\$0.00</b>                          | <b>\$0.15</b>  |
| <b>Admin &amp; Audit</b>  | <b>\$1.67</b>                                | <b>\$0.00</b>                          | <b>\$1.67</b>  |
| <b>Total Available Funding:</b>                                       | <b>\$15.03</b>                               | <b>\$7.08</b>                          | <b>\$22.11</b>   |

A narrative description of the proposed FYE 2019 Regional Fund and Air District sponsored programs and projects (listed in Table 1) is provided below:

- ***Trip Reduction***

Reducing single occupancy motor vehicle trips is a key strategy to reducing mobile source emissions. For more than 25 years, TFCA revenues have been used to fund trip reduction strategies such as shuttle/feeder bus and ridesharing services, which help shift Bay Area residents and commuters to mass transit, and bicycle facilities, which facilitate biking and walking as alternatives to driving for short first- and last-mile trips. However, the emission reduction benefits of trip reduction projects have been declining over the past twenty-five years as the region's fleet of passenger vehicles has become significantly cleaner, and at a faster rate than medium- and heavy-duty vehicles. And, the diminishing air quality benefits to trip reduction projects has most significantly affected the Air District's ability to use TFCA funding for shuttle and feeder bus projects, which typically provide service with petroleum fueled medium- and heavy-duty vehicles.

For the past five years, Air District staff has been working to address these challenges by focusing on improving the methodology used for evaluating projects' cost-effectiveness to ensure that all air quality benefits are properly captured and by conducting extensive outreach to solicit input from stakeholders and interested parties on opportunities for funding alternatives to fixed-route bus service so that the TFCA can continue to support cost-effective trip reduction programs and services.

In FYE 2018, the Air District allocated \$11 million in TFCA funding to support various trip reduction programs (\$4 million in new revenues and \$7 million in carryover funds). To date, TFCA funding totaling \$3.12 million has been awarded to seven shuttle and rideshare projects. In addition, the Air District is currently evaluating applications from a bicycle facilities solicitation that closed in March, and is currently conducting a solicitation for a new pilot trip reduction program to support the demonstration of new, innovative, and cost-effective first- and last-mile solutions that connect to mass transit.

For FYE 2019, staff is recommending that a similar funding strategy be used, whereby \$6 million in funding (\$5 million in new TFCA funds and \$1 million in carryover funds) in addition to any carryover funds from the FYE 2018 cycle that go unawarded, be allocated to the proposed Trip Reduction program categories listed below:

- ***Existing Shuttle and Ridesharing:*** This solicitation would open in fall 2018 and offer up to \$4 million, which is consistent with the funding level offered for the past eight years.
- ***Pilot Trip Reduction:*** A solicitation for this program would open by early 2019 and offer \$2 million, plus any left-over funding from the FYE 2019 shuttle and ridesharing program and FYE 2018 pilot trip reduction and bicycle facility solicitations.

- **Bicycle Facilities:** Should any funding remain in the Trip Reduction category, staff proposes opening a non-competitive first-come, first-served solicitation that would offer funding for secure bicycle parking, including racks and lockers.

- **Clean Air Vehicles**

Accelerating the adoption of zero-emission vehicles is the other key strategy to reducing on-road motor vehicle emissions and improving air quality in the Bay Area. The Air District's 2017 Clean Air Plan calls for at least 90 percent of the motor vehicle fleet in the Bay Area going to zero emission by 2050. Electrification of all sectors of transportation, including wide-scale adoption of plug-in electric vehicles (PEVs) is essential to reaching this target and helping the region achieve local, state, and federal criteria pollutants and GHG emissions reduction targets.

Since 2010, the Air District has awarded nearly \$20 million in TFCA funding to support the deployment of electric passenger cars, trucks and buses, and charging infrastructure. As of early 2018, the Air District's investment has directly resulted in the deployment of more than 1,500 passenger electric vehicles, 200 heavy-duty vehicles, 1,050 publicly available level 2 and DC Fast chargers, and over 1,400 residential chargers. At the forefront of these efforts, the Air District's *Charge!* Program has helped increase the number of publicly available charging stations in the Bay Area by 18%, making the Bay Area home to one of the most robust charging networks in the nation.

The TFCA-funded incentive programs are also augmented by other Air District efforts to accelerate PEV adoption in the Bay Area, including conducting outreach activities to promote new PEVs and charging technologies on the market, facilitating a forum to share best practices, and encouraging local agencies to adopt PEV-friendly ordinances. The Air District's efforts, in combination with other initiatives, have contributed to the Bay Area's high per-capita adoption rate of PEVs (13 registered light duty PEVs per 1,000 people). The Bay Area leads the United States in PEV adoption with more than 100,000 light duty PEVs (nearly 40% of the PEVs registered in California) being registered to residents and businesses in the region.

For FYE 2019, staff is recommending to continue these efforts through a \$11.43 million allocation of TFCA funds (\$5.35 million in new TFCA monies and approximately \$6.08 million in carryover funds), to the Clean Air Vehicle category. The allocation will support the programs listed below:

- **PEV Charging Stations:** Funding will be used to support deployment of publicly available PEV chargers throughout the region through the *Charge!* Program. In FYE 2019, special emphasis will be placed on targeting installations in multi-family dwellings, transit park-and-rides, and CARE areas.
- **Zero-emissions Light-Duty Fleets and Heavy-Duty Vehicles:** Funding will be used to provide incentives to public and private operators for the lease or purchase of three or more light-duty clean air vehicles or one or more heavy or medium-duty trucks and buses

that will be operated in the Air District's jurisdiction. In FYE 2019, special emphasis will be placed on targeting school and transit fleets.

Clean Air Vehicle Program funds will also be used to support the implementation of the Enhanced Fleet Modernization Program (EFMP), a new effort that will provide funding to qualifying low-income residents to purchase new and used light duty PEVs and to transition to other clean mobility options, and to partner with the Metropolitan Transportation Commission on outreach and other light-duty PEV related activities.

### ***Other Air District Sponsored Programs:***

TFCA funds have also been used to support other Air District efforts to reduce trips and accelerate adoption of clean air vehicles. For FYE 2019, staff is recommending an allocation of \$3.01 million of new TFCA monies for the following programs:

- ***Spare the Air:*** For FYE 2019, staff is recommending \$2.31 in new TFCA funds for the "Spare the Air" program, which continues to be the Air District's flagship public outreach program for the summer ozone season. This program conducts advertising, media, and educational activities to reduce vehicle miles traveled (VMT) and emissions by behavior modification.
- ***Enhanced Mobile Source & Commuter Benefits Program Enforcement:*** This program helps to enhance Air District patrols for smoking vehicles and offsets the cost of drayage truck regulation enforcement at the Port of Oakland. Additionally, this program supports Air District staff's enforcement activities associated with the Commuter Benefits Program, including providing compliance assistance and conducting outreach to companies and government agencies. For FYE 2019, staff is recommending \$0.55 in new TFCA funds for this program.
- ***Vehicle Buy Back:*** The Vehicle Buy Back program is a voluntary grant program that pays \$1,000 to scrap an operating and registered model year 1996 or older vehicle. The Carl Moyer Program and the Mobile Source Incentive Fund provides funding for the \$1,000 incentive, which has totaled approximately \$7 million annually. TFCA funding is used to support administrative and marketing efforts undertaken by the Air District's contractors. For FYE 2019, staff is recommending a \$150,000 allocation in new TFCA monies for this program.

### ***TFCA Cost-Effectiveness***

Cost-effectiveness (C/E) is based on the ratio of TFCA funds awarded divided by the sum of surplus emissions reduced of reactive organic gases (ROG), nitrogen oxides (NOx), and weighted particulate matter (PM10) over a project's operational period (POP). For the programs and projects that will be offered under the Regional Fund, staff will return to the Mobile Source Committee with a recommendation for C/E limits later this Spring. For programs and projects sponsored directly by the Air District in FYE 2019, staff recommends maintaining the same C/E limits that were approved by the Board for FYE 2018 with one exception. The C/E limit for publicly available charging stations has historically been \$250k. Recognizing the importance of incorporating renewable power with charging stations, the Board adopted a higher (more lenient)

C/E limit, \$500k, for the installation of charging stations that are paired with new renewable power such as wind and solar. For FYE 2019, staff is recommending expanding this higher \$500k C/E limit for projects that install charging stations at multi-dwelling units (MDUs), transit stations, and park and ride lot facilities. This increase in will help address the challenges and barriers of installing charging stations at MDUs and accelerate the adoption of PEVs by MDU residents and commuters who need to drive to connect to transit or rideshare.

The proposed cost-effectiveness limits and POP for each of the Air District sponsored programs is shown in Table 2:

**Table 2 – Proposed Cost-Effectiveness and POP for Air District Sponsored Programs**

| Program Categories                                     | Max. C/E                       | POP        | Notes     |
|--|--------------------------------|------------|-----------|
|  | (per ton of emissions reduced) | (in Years) |           |
| Bicycle Racks (BRVP)                                   | \$250,000                      | 3          | No Change |
| PEVs for Public Agencies                               | \$450,000                      | 3          | No Change |
| PEV Outreach   | \$250,000                      | 3          | No Change |
| PEV Charging Stations                                  | \$250,000                      | 4          | No Change |
|  | \$500,000*                     |            | No Change |
| Spare the Air  | \$90,000                       | 1          | No Change |
| Enhanced Mobile Source & Commuter Benefits Enforcement | \$90,000                       | 1          | No Change |
| Vehicle Buy Back                                       | \$90,000                       | 3          | No Change |

\*This higher C/E limit is for projects that:

- Install charging stations at MDUs, transit stations, and park and ride lot facilities;
- Install charging stations that incorporate installation of new renewable power (i.e., solar or wind).

**Administration**

Per Board of Directors direction on April 19, 2017, it is proposed that the Executive Officer/APCO continue to approve Grant Agreements with individual grant award amounts up to \$100,000. TFCA projects with grant award amounts over \$100,000 will continue to be brought to the Committee for consideration at least on a quarterly basis.

**BUDGET CONSIDERATION / FINANCIAL IMPACT**

None.



Respectfully submitted,

Jack P. Broadbent  
Executive Director/APCO

Prepared by: Chengfeng Wang and Ken Mak  
Reviewed by: Karen Schkolnick

MEETING HELD ON APRIL 26, 2018

**BAY AREA AIR QUALITY MANAGEMENT DISTRICT**

## Memorandum

To: Chairperson Scott Haggerty and Members  
of the Mobile Source Committee

From: Jack P. Broadbent  
Executive Officer/APCO

Date: April 17, 2018

Re: Fiscal Year Ending (FYE) 2019 Transportation Fund for Clean Air (TFCA) County  
Program Manager Expenditure Plans

---

RECOMMENDED ACTIONS

The Committee will consider recommending Board of Directors:

1. Approve the allocation of new Fiscal Year Ending (FYE) 2019 Transportation Fund for Clean Air (TFCA) County Program Manager (CPM) Expenditure Plans Funds listed in Table 1; and
2. Authorize the Executive Officer/APCO to enter into funding agreements with the CPMs for the total funds to be programmed in FYE 2019, listed in Table 1.

BACKGROUND

In 1991, the California State Legislature authorized the Bay Area Air Quality Management District (Air District) to impose a \$4 surcharge on motor vehicles registered within the nine-county Bay Area to fund projects that reduce on-road motor vehicle emissions. The Air District allocates and distributes these fee revenues through its TFCA program, whose requirements are set forth in California Health and Safety Code (HSC) Sections 44241 and 44242.

Sixty percent (60%) of TFCA funds are allocated directly by the Air District to eligible programs and projects. The remaining forty percent (40%) of TFCA funds are pass-through funds to the designated CPM in each of the nine counties within the Air District's jurisdiction; these funds are distributed based on each county's proportionate share of fee-paid vehicle registration.

Every year, each CPM submits an expenditure plan to the Air District specifying the TFCA funding available for projects and program administration for the upcoming fiscal year. The authorizing legislation allows CPMs to spend up to 6.25% of new TFCA monies.

Pursuant to HSC Section 44241, CPMs are required to award any available TFCA funds to eligible projects within six months of the Air District Board of Directors’ (Board) approval of the expenditure plans. Any funds that have not been allocated by the deadline will be awarded by the Air District. For FYE 2019, the CPM policies and cost-effectiveness criteria were adopted by the Board on November 1, 2017.

DISCUSSION

The Air District received expenditure plans from all nine CPMs for FYE 2019. Table 1 shows the funds that are estimated to be available to CPMs in FYE 2019:

- **Column A** (highlighted in blue) shows the amount of new TFCA funds (revenue monies) that are projected for each county in FYE 2019, which are estimated based on previous years’ DMV revenue and based on each county’s proportionate share of fee-paid vehicle registration.
- **Column B** shows the amount of TFCA carry-over funds that were reported by CPMs in their expenditure plans that are available for reprogramming from prior-year projects that were recently completed under budget or canceled, and from any interest earned.
- **Column C** shows the sum of columns A and B, and is the total amount of funds that are estimated to be available to each of the nine CPMs in FYE 2019.

**Table 1: FYE 2019 TFCA Funding for County Program Managers**

|  | A                        | B                             | C                    |
|--|--------------------------|-------------------------------|----------------------|
| County Program Manager                           | Estimated New TFCA Funds | TFCA Funds to be Reprogrammed | Total FYE 2019 Funds |
| Alameda County Transportation Commission         | \$1,955,286              | \$445,759                     | \$2,401,045          |
| Contra Costa Transportation Authority            | \$1,694,929              | \$5,270                       | \$1,700,199          |
| Transportation Authority of Marin                | \$366,692                | \$17,140                      | \$383,832            |
| Napa Valley Transportation Authority             | \$206,898                | \$7,329                       | \$214,227            |
| San Francisco County Transportation Authority    | \$759,899                | \$51,838                      | \$811,737            |
| San Mateo City/County Association of Governments | \$1,139,802              | \$1,292                       | \$1,141,094          |
| Santa Clara Valley Transportation Agency         | \$2,560,629              | \$231,664                     | \$2,792,293          |
| Solano Transportation Authority                  | \$348,529                | \$5,052                       | \$353,581            |
| Sonoma County Transportation Authority           | \$637,534                | \$8,443                       | \$645,977            |
| <b>TOTAL</b>                                     | <b>\$9,670,198</b>       | <b>\$773,787</b>              | <b>\$10,443,985</b>  |

BUDGET CONSIDERATION/FINANCIAL IMPACT

None.

Respectfully submitted,

Jack P. Broadbent  
Executive Officer/APCO

Prepared by: Linda Hui  
Reviewed by: Chengfeng Wang and Karen Schkolnick

MEETING HELD ON APRIL 26, 2018

**BAY AREA AIR QUALITY MANAGEMENT DISTRICT**  
Memorandum

To: Chairperson David Hudson and Members  
of the Board of Directors

From: Jack P. Broadbent  
Executive Officer/APCO

Date: April 23, 2018

Re: Sonoma and Napa Wildfire Recovery Assistance Program

---

RECOMMENDED ACTIONS

Recommend the Board of Directors:

- 1) Amend Fiscal Year Ending (FYE) 2018 budget to transfer \$3 million in general reserve funds into Wildfire Recovery Assistance Program; and
- 2) Authorize the Executive Officer/APCO to execute necessary grant agreements with partner agencies to implement Wildfire Recovery Assistance Program.

BACKGROUND

On October 21, 2015, the Board of Directors (Board) adopted amendments to Regulation 6-3, Wood-burning Devices to protect Bay Area residents from the public health impacts of wood smoke pollution. As of November 1, 2016, the amended regulation bans the installation of wood-burning devices in new building construction. In the winter, more than 30% of PM<sub>2.5</sub> air pollution is attributed to wood burning from the estimated 1.4 million fireplaces and other wood-burning devices in the Bay Area.

On April 19, 2017, the Board adopted the new 2017 Bay Area Clean Air Plan – a call to action to “Spare the Air and Cool the Climate.” The Plan includes strategies to make buildings more efficient by promoting energy-efficiency in new and existing building, and to make space and water heating cleaner by promoting the switch from natural gas to electricity for space and water heating in Bay Area buildings.

In Sonoma and Napa counties, over 5,500 residences were destroyed by the October 2017 wildfires. On January 17, 2018, the Board of Directors set aside \$3 million and directed staff to develop an assistance program to aid the fire rebuild effort in the North Bay communities.

## DISCUSSION

Staff conducted outreach to local officials and agencies in Sonoma and Napa counties to determine what efforts were underway and what support was needed. Staff identified an interest to partner with local agencies to incentivize and encourage energy-efficiency and improved air quality measures in the rebuilding of homes.

### **County of Sonoma**

Sonoma Clean Power (SCP) is partnering with PG&E to establish a fire rebuild program to help affected homeowners rebuild energy-efficient, sustainable homes in Sonoma and Mendocino counties. The program currently has a funding shortfall. Staff proposes to allocate up to \$2 million in Air District reserve funds to SCP. Program participants in the Air District's jurisdiction will have the opportunity to receive additional rebates to encourage the installation of building components with a focus of improving air quality and energy-efficiency. Air District funding will provide approximately 360 - 2000 rebates that cover 20% -70% costs over the current energy code.

**TABLE 1 – DISTRICT REBATE AMOUNT**

| <b>Eligible Energy-Efficiency Component</b> | <b>STANDARD</b>  | <b>REBATE AMOUNT</b> |
|---|--|----------------------|
| Photovoltaic (PV)                           | Solar Panel system designed to fully offset annual electric usage with battery storage sufficient to hold 30% of one summer day's production | \$3,000              |
| Heat Pump HVAC                              | Energy Efficiency Ratio of 12.5+, Heating Seasonal Performance Factor of 9.5+  | \$1,500              |
| Heat Pump Water Heater                      | Northwest Energy Efficiency Alliance tier 3.0+   | \$1,000              |
| <b>Maximum rebate per dwelling unit</b>     |  | <b>\$5,500</b>       |

Note: Multifamily projects are eligible for only one PV rebate per property. For Heat Pump HVAC and Heat Pump Water Heater rebates, multifamily projects may be eligible for separate rebates for each dwelling unit within the property.

### **County of Napa**

Air District staff met with staff from Marin Clean Energy (MCE), to find out if MCE will offer a similar program to SCP. On April 4, 2018, the Air District offered to allocate up \$1 million Air District reserve funds to MCE towards a rebate program that meets the same criteria in Table 1 above. As proposed, Air District funding will provide approximately 180 -1000 rebates that cover 20% -70% costs over the current energy code. Staff is awaiting a response from MCE.

BUDGET CONSIDERATION/FINANCIAL IMPACT

This action will result in \$3 million in FYE 2018 general reserves funds being distributed through the grant program.

Respectfully submitted,

Jack P. Broadbent  
Executive Officer/APCO

Prepared by: Patrick Wenzinger and Jeff Gove  
Reviewed by: Wayne Kino