

JOINT POLICY COMMITTEE UPDATE

Bay Area Air Quality Management District Executive
Committee | March 16, 2015

Report on Key Activities

- Climate Protection Strategy- *JPC contribution on climate impacts content*
- Organizational Planning – *JPC decision March 20, 2015*

Goals of JPC Organizational Planning

- 6-month process, starting in September
- Focus on structure, workplan and governance
- Maximize Impact

JPC Organizational Planning

- Consensus among JPC in January to put primary staff focus on climate change, while keeping eye on other regional issues:
- Benefits:
 - All JPC member agencies have mission orientation towards climate change
 - Provide climate services to Cities & Counties
 - Position Bay Area for State and Federal funding
 - Issue is pervasive and enduring
 - Lead with the State

JPC Organizational Planning

- Proposed Name Change to ***Regional Collaborative for the Bay Area***

- Captures different levels of integration underway:
 - Governing Board
 - Executive Directors Group
 - Deputies & Planning Directors Group
 - Cross Agency Staff Teams

JPC Organizational Planning

PROPOSED GOVERNANCE STRUCTURE:

- Quarterly meetings
- Governing board role
- Chair and Vice Chair Selected Annually
- Each agency appoints 4 Board/Commission members to serve on Governing Board

JPC Organizational Planning

FOCUS ON OUTCOMES:

- Annual Workplan
 - Milestones to help track delivery of short and long-term outcomes



Questions or Comments?

My Air Online Program Update

EXECUTIVE COMMITTEE

MARCH 16, 2015

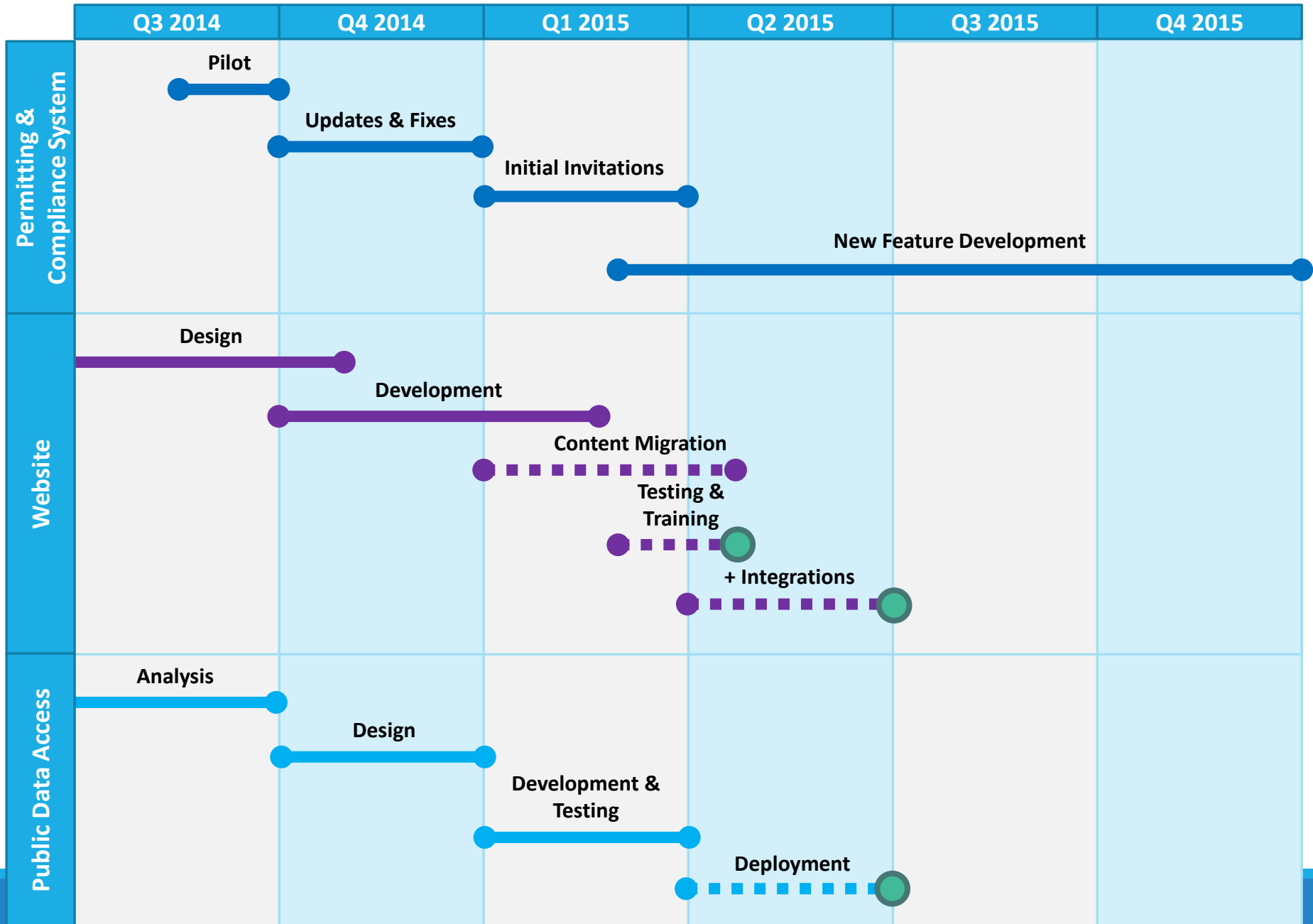
Program Goal

- To improve operational efficiency, accessibility of information, and quality of service that the Air District provides to the general public, scientific community and regulated businesses through the implementation of web and mobile technologies.

My Air Online Program Structure



My Air Online Roadmap





Public Website Status

- Visual design nearly complete
- Development under way

- **Next Steps:**
 - Gather public stakeholder input
 - Content re-write to condense length and make language more accessible to the public
 - Content Migration
 - Testing
 - Training
 - Deployment (End of Q1 2015 target)
 - Integration Enhancements (Q2 2015 target)

New Website Design Samples

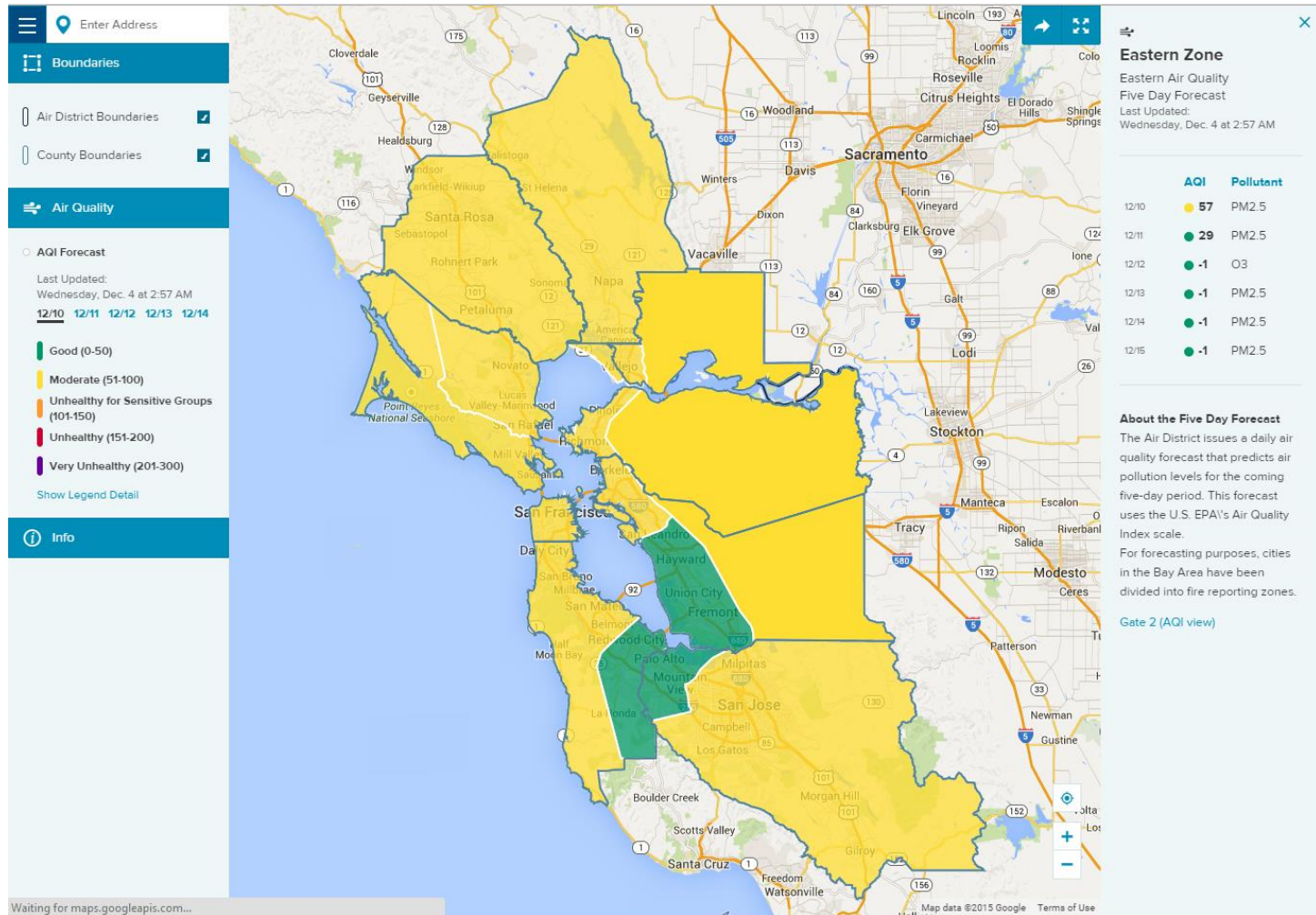


Public Data Access Status

- Initial Maps:
 - Air Monitoring Stations
 - Air Quality Forecast
 - Open Burn
 - Impacted Communities
 - Permitted & Registered Facilities

- Next Steps:
 - Complete Development
 - Testing
 - Integration into new public website (Q2 2015 target)

Sample Map



Permitting & Compliance Systems Status

- **Gas Station Permitting & Inspection (Released Mar 2012)**
 - 2405 Facilities
 - 490 Permit Applications Approved (~\$530K revenue)
 - 6431 Permits Renewed (~\$11MM revenue)
 - 2202 Inspection Tasks
- **Dry Cleaner Permitting & Inspection (Release Nov 2012)**
 - 490 Facilities
 - 44 Permit & Registration Applications Approved (~\$12K revenue)
 - 967 Permits & Registrations Renewed (~188K revenue)
 - 270 Inspection Tasks
- **Auto Body Coating Operations (2015)**
 - 442 Facilities Cutover (1109 total permitted facilities)
 - 2 Permit Applications Approved (~\$2K revenue)
- **Online Payment for Asbestos Renovation & Demolition (Released May 2013)**
- **Online Payment for Open Burn (Released September 2013)**
- **Querying and Reporting for all permitted and registered facilities**
- **Online Wizard for Air Quality Complaint (March 2015)**

Permitting & Compliance System 2015 Goals

- Asbestos Renovation & Demolition Job Requests and Inspections
- Additional Support for Air Quality Complaint Processing
- Enforcement Actions (NOV/NTC/Mutual Settlement)
- Permitting for Internal Combustion Engines (ICE)
- Additional Source Categories TBD