



Bay Area Air Quality Management District Mobile Source Committee

October 22, 2015

Overview of the Air District's Trip Reduction Programs

**Damian Breen
Deputy Air Pollution Control Officer**

- Background
- Regional Trip Reduction Initiatives:
 - Planning
 - Incentives
- TFCA Trip Reduction Programs
- Pilot Trip Reduction Program

- **Trip reduction is key to attaining air quality standards**
 - 5.5 Million on-road vehicles
 - 40% of criteria air pollutants and 36% of greenhouse gas emissions (GHG)
- **Transportation Fund for Clean Air (TFCA)**
 - Funded by \$4 motor vehicle registration fee surcharge
 - ❑ 60% to Regional Fund & Air District-sponsored projects
 - ❑ 40% to County Program Manager Fund



Planning for Trip Reduction Programs and Services

Air District and Metropolitan Transportation Commission coordinate to develop strategies:

- Voluntary trip reduction programs
- Improvements to area-wide transit service and transit use incentives
- Rideshare/vanpool services and incentives
- Youth transportation
- Regional rail and ferry service
- Bicycle access and facilities and pedestrian improvements
- Construction of carpool/express bus lanes on freeways



Funding for Trip Reduction Programs and Services

- **Air District's TFCFA Program**

- Air District-sponsored Projects
- Regional Fund Projects
- County Congestion Management Agency Projects

- **MTC's Congestion Mitigation Air Quality (CMAQ) Fund**

- One Bay Area Climate Initiatives Grant Program
- MTC sponsored Programs (511.org and rideshare services)




Trip Reduction Programs

- **Since inception in 1992, approx. \$80 million awarded to trip reduction projects:**
 - Shuttle and regional rideshare services
 - Bicycle parking & bikeways
 - Other trip reduction e.g., rail-bus integration, transit information, and outreach
- **Projects becoming less cost-effective as fleet becomes cleaner**



Pilot Trip Reduction Program

- **Concept developed over a three-year period to address need for funding for cost-effective last- and first-mile solutions**
- **Extensive Outreach (meetings and workshops with stakeholders)**
- **July 29, 2015, Air District Board approved Policies for two separate and parallel paths:**
 - 1) Program for existing shuttle and regional rideshare services
 - 2) New program for pilots conducted in CARE and PDA areas



Trip Reduction Program (Cont.)

- Reduce single-occupancy commute-hour vehicle trips by encouraging mode-shift to other forms of transportation
- Expands and replaces the previous “pilot” category that was limited to only shuttle/feeder bus services
- Provide necessary initial capital for startup of Pilots, with the goal of being financially self-sustaining within 2 years:
 - Approximately \$1.12 million available
 - For new projects in CARE and PDA areas and are innovative, e.g. car share, electric-bikes
 - Solicitation period tentatively scheduled for early 2016
 - Cost Effectiveness limits \$200,000/ton in CARE/PDAs

Questions?



AGENDA: 5

Bay Area Air Quality Management District Mobile Source Committee

October 22, 2015

Fiscal Year Ending (FYE) 2016 Transportation Fund for Clean Air (TFCA) Regional Fund Shuttle and Regional Rideshare Program

**Damian Breen
Deputy Air Pollution Control Officer**

- Background
- FYE 2016 Shuttle and Rideshare Program:
 - Policies and Evaluation Criteria
 - Evaluation Results
- Recommendations

Transportation Fund for Clean Air (TFCA)

- Funded by \$4 motor vehicle registration fee surcharge
 - 60% to Regional Fund & Air District-sponsored projects
 - 40% to County Program Manager Fund
- Statutory authority and requirements of the program are set forth in California Health and Safety Code Sections 44241 and 44242
- Board adopts policies and evaluation criteria annually
- TFCA is the sole funding source that can be used to fund trip reduction and light-duty alternative fuel vehicle-based projects

- Air District's Board of Directors:
 - Allocated up to \$4.36 million for FYE 2016 Projects, 5/6/15
 - Adopted policies and evaluation criteria, 7/29/15
- Call for Projects, 8/4/15 – 9/1/15
- Grant application workshop held via online webinar, 8/11/15
- 9 applications received as of 9/2/15
 - 7 Shuttle
 - 2 Ridesharing

7 projects recommended for award:

- 5 shuttle projects:
 - 3 projects (11 routes) eligible for full award (\$1,140,000)
 - 2 projects (17 routes) eligible for reduced award (\$962,400)
- 2 rideshare projects eligible for full award (\$2,280,000)
- Estimated reductions:
 - 47 tons of criteria pollutants
 - 18,210 tons of CO₂
- 77% of funds to CARE areas and/or PDAs (\$2,503,946)

Projects Recommended for Award (FYE 2016)

Project #	Project Sponsor	Project Title	Proposed Award	Total Project Cost	Est. Cost Effectiveness	Criteria Pollutants (tons)	CO2 (tons)	CARE Area or PDA
Ridesharing Projects								
16R11	Metropolitan Transportation Commission	511 Regional Carpool Program	\$1,000,000	\$1,600,000	\$49,848	21.34	4383	Partial
16R12	Associated Students, San Jose State University	SJSU Ridesharing & Trip Reduction	\$140,000	\$164,707	\$25,139	5.19	2758	Partial
Shuttle Projects								
16R15	San Joaquin Regional Rail Commission	ACE Shuttle 53 & 54	\$80,000	\$297,297	\$64,630	1.17	762	YES
16R17	Presidio Trust	PresidiGo Shuttle	\$100,000	\$452,779	\$88,689	1.10	480	YES
16R18	City of Oakland	Broadway Shuttle	\$186,500	\$410,000	\$199,553	0.87	481	YES
16R19	Peninsula Corridor Joint Powers Board	Caltrain Shuttle Program	\$775,900	\$3,502,200	\$106,066	6.79	3481	Partial
16R20	Santa Clara Valley Transportation Authority	ACE Shuttle Bus Program	\$960,000	\$1,361,152	\$85,678	10.55	5865	Partial
TOTAL:			\$3,242,400	\$7,788,134	\$68,549			

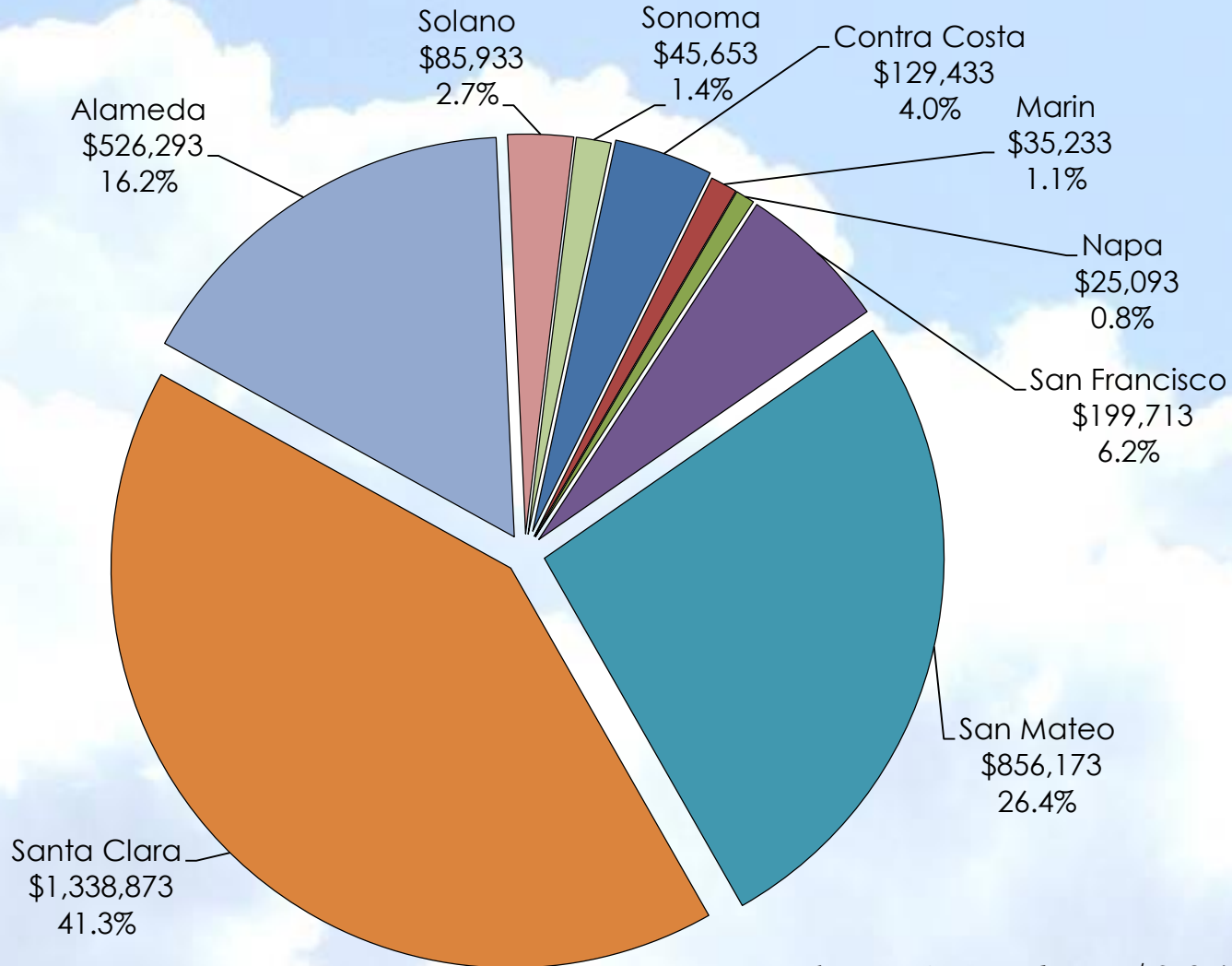
Projects Not Recommended

(FYE 2016)

Project #	Project Sponsor	Project Title	Requested Amount	Est. Cost Effectiveness	Criteria Pollutants (tons)	CO2 (tons)	Reason for Rejection
16R13	County of Alameda	Embarcadero Cove Shuttle Project	\$71,060	\$1,607,436	0.06	40	Not Cost-effective at any dollar amount
16R14	City of Richmond	Commuter Shuttle	\$224,640	\$(6,166,264)	-0.03	-42	
16R19	Peninsula Corridor Joint Powers Board	Caltrain Shuttle Program	\$255,000	\$1,460,901	0.23	48	
TOTAL:			\$550,700	\$3,109,425	0.26	46	

FYE 2016 Projects Summary

Awards per County



Total TFCA Funding: \$3,242,400

Request the Committee recommend the Board of Directors:

1. Approve the proposed awards for the seven TFCA projects listed in Attachment A; and
2. Authorize the Executive Officer/APCO to enter into agreements for the recommended TFCA projects in Attachment A.



**Bay Area Air Quality Management District
Mobile Source Committee**

October 22, 2015


**Transportation Fund for Clean Air (TFCA)
County Program Manager Fund Policies
for Fiscal Year Ending (FYE) 2017**

**Damian Breen
Deputy Air Pollution Control Officer**

- TFCA Background
- Summary of Revisions to FYE 2017 Policies
- Process for Updating FYE 2017 Policies
- Recommended Change to FYE 2016 Policies
- Recommendations

TFCA Background

- To reduce on-road mobile source emissions (est. 1991)
 - Governed by California Health and Safety Code (HSC)
- \$4 motor vehicle registration surcharge fee:
 - 40% of funds distributed to the 9 Bay Area Congestion Management Agencies (County Program Manager Fund)
 - 60% awarded directly by the Air District
- Air District Board approves TFCA policies annually



Summary of Revisions FYE 2017 CPM Policies

- Increased cost-effectiveness limits to align with Board-adopted FYE 2016 TFCA Regional Fund Program requirements
- Removed minimum Annual Daily Traffic (ADT) and Peak Hour Traffic requirements for arterial management projects
- Added language to require environmental review for bicycle facility projects
- Clarified that TFCA CPM Funds may not be combined with TFCA Regional Funds unless the project scope is broadened
- Other updates to improve clarity and adherence to HSC

Outreach and Public Input

- Solicited comments from County Program Managers on proposed policies, 7/16 - 9/16/2015
- Conducted four workgroup meetings with County Program Manager representatives to discuss proposed revisions, 5/27, 7/7, 7/27, & 9/9/2015
- Received 5 sets of written comments by 9/16/2015 deadline
- Incorporated comments and aligned County Program Manager Fund Policies with Board-adopted Regional Fund Policies for consistency, clarity, and best practices

Recommended Change to FYE 2016 CPM Policy #28

Increase cost-effectiveness limit to \$175,000/ton of emissions reduced for shuttle projects (to align with the FYE 2015 Regional Fund Policy) for the following project types:

- Existing shuttle projects
- Year 2 pilot shuttle projects that are not in a Community Air Risk Evaluation (CARE) or Priority Development Area (PDA)
- Year 3 pilot shuttle projects in CARE or PDA areas

Recommend the Board of Directors:

- 1. Approve proposed FYE 2017 TFCA County Program Manager Fund Policies (Attachment A); and*
- 2. Approve a proposed change to FYE 2016 TFCA CPM Fund Policy #28 to increase the cost-effectiveness limit to \$175,000/ton of emissions reduced for shuttle projects to align it with the FYE 2015 TFCA Regional Fund cost-effectiveness limit.*