



BAY AREA
AIR QUALITY
MANAGEMENT
DISTRICT

BOARD OF DIRECTORS REGULAR MEETING

May 6, 2015

A meeting of the Bay Area Air Quality Management District Board of Directors will be held in the 7th Floor Board Room at the Air District Headquarters, 939 Ellis Street, San Francisco, California.

Questions About an Agenda Item

The name, telephone number and e-mail of the appropriate staff Person to contact for additional information or to resolve concerns is listed for each agenda item.

Meeting Procedures

The public meeting of the Air District Board of Directors begins at 9:45 a.m. The Board of Directors generally will consider items in the order listed on the agenda. However, any item may be considered in any order.

After action on any agenda item not requiring a public hearing, the Board may reconsider or amend the item at any time during the meeting.

This meeting will be webcast. To see the webcast, please visit <http://www.baaqmd.gov/The-Air-District/Board-of-Directors/Agendas-and-Minutes.aspx> at the time of the meeting.

Public Comment Procedures

Persons wishing to make public comment must fill out a Public Comment Card indicating their name and the number of the agenda item on which they wish to speak, or that they intend to address the Board on matters not on the Agenda for the meeting.

Public Comment on Non-Agenda Matters, Pursuant to Government Code Section 54954.3 For the first round of public comment on non-agenda matters at the beginning of the agenda, ten persons selected by a drawing by the Clerk of the Boards from among the Public Comment Cards indicating they wish to speak on matters not on the agenda for the meeting will have three minutes each to address the Board on matters not on the agenda. For this first round of public comments on non-agenda matters, all Public Comment Cards must be submitted in person to the Clerk of the Boards at the location of the meeting and prior to commencement of the meeting. The remainder of the speakers wishing to address the Board on non-agenda matters will be heard at the end of the agenda, and each will be allowed three minutes to address the Board at that time.

Members of the Board may engage only in very brief dialogue regarding non-agenda matters, and may refer issues raised to District staff for handling. In addition, the Chairperson may refer issues raised to appropriate Board Committees to be placed on a future agenda for discussion.

Public Comment on Agenda Items After the initial public comment on non-agenda matters, the public may comment on each item on the agenda as the item is taken up. Public Comment Cards for items on the agenda must be submitted in person to the Clerk of the Boards at the location of the meeting and prior to the Board taking up the particular item. Where an item was moved from the Consent Calendar to an Action item, no speaker who has already spoken on that item will be entitled to speak to that item again.

Up to ten (10) speakers may speak for three minutes on each item on the Agenda. If there are more than ten persons interested in speaking on an item on the agenda, the Chairperson or other Board Member presiding at the meeting may limit the public comment for all speakers to fewer than three minutes per speaker, or make other rules to ensure that all speakers have an equal opportunity to be heard. Speakers are permitted to yield their time to one other speaker; however no one speaker shall have more than six minutes. The Chairperson or other Board Member presiding at the meeting may, with the consent of persons representing both sides of an issue, allocate a block of time (not to exceed six minutes) to each side to present their issue.

BOARD OF DIRECTORS REGULAR MEETING AGENDA

WEDNESDAY
MAY 6, 2015
9:45 A.M.

BOARD ROOM
7TH FLOOR

CALL TO ORDER

Chairperson, Carole Groom

1. **Opening Comments**
Roll Call
Pledge of Allegiance

The Chair shall call the meeting to order and make opening comments. The Clerk of the Boards shall take roll of the Board members. The Chair shall lead the Pledge of Allegiance.

PUBLIC COMMENT ON NON-AGENDA MATTERS

2. **Public Comment on Non-Agenda Items, Pursuant to Government Code Section 54954.3**

For the first round of public comment on non-agenda matters at the beginning of the agenda, ten persons selected by a drawing by the Clerk of the Boards from among the Public Comment Cards indicating they wish to speak on matters not on the agenda for the meeting will have three minutes each to address the Board on matters not on the agenda. For this first round of public comments on non-agenda matters, all Public Comment Cards must be submitted in person to the Clerk of the Board at the location of the meeting and prior to commencement of the meeting.

CONSENT CALENDAR (ITEMS 3 – 7)

Staff/Phone (415) 749-

3. Minutes of the Board of Directors Regular Meeting of April 15, 2015

Clerk of the Boards/5073

The Board of Directors will consider approving the draft minutes of the Board of Directors Regular Meeting of April 15, 2015.

4. Board Communications Received from April 15, 2015 through May 5, 2015

J. Broadbent/5052

jbroadbent@baaqmd.gov

A copy of communications directed to the Board of Directors received by the Air District from April 15, 2015 through May 5, 2015, if any, will be at each Board Member's place.

5. Quarterly Report of the Executive Office and Division Activities

J. Broadbent/5052

jbroadbent@baaqmd.gov

A summary of Board of Directors, Hearing Board and Advisory Council meeting activities for the second quarter is provided for information only. Also included is a summary of the Executive Office and Division Activities for the months of January 2015 – March 2015.

6. Authorization of Design Contract for IT Infrastructure

J. Broadbent/5052
jbroadbent@baaqmd.gov

The Board of Directors will consider authorizing the Executive Officer/APCO to enter into a contract with Berkeley Communications Corporation not to exceed \$90,000 for the design of Information Technology (IT) infrastructure.

7. Increase Website Editor Contract by \$15,000 for the My Air Online Program

J. Broadbent/5052
jbroadbent@baaqmd.gov

The Board of Directors will consider authorizing the Executive Officer/APCO to increase the contract with Sonoma Technology, Inc. (STI), by \$15,000 (from \$120,000 to \$135,000) for web content editing and staff training for the My Air Online website.

COMMITTEE REPORTS

8. Report of the **Personnel Committee** Meeting of April 20, 2015

CHAIR: B. Wagenknecht

J. Broadbent/5052
jbroadbent@baaqmd.gov

The Committee received the following reports:

- 1) *The Committee met on Monday, April 20, 2015, in closed session to conduct performance evaluations of the Executive Officer and District Counsel. There are no staff reports or reportable action for the Closed Session item.*
- 2) *The Committee postponed the staff presentation Strategic Staffing Plan Update – Management Restructuring Plan to a future meeting.*

9. Report of the **Stationary Source Committee** Meeting of April 20, 2015

CHAIR: J. Gioia

J. Broadbent/5052
jbroadbent@baaqmd.gov

The Committee received the following reports:

A) Update on Lehigh Southwest Cement Facility

- 1) *None; receive and file.*

10. Report of the **Budget and Finance Committee** Meeting of April 22, 2015

CHAIR: D. Hudson

J. Broadbent/5052
jbroadbent@baaqmd.gov

The Committee received the following reports:

A) Continued Discussion of Fiscal Year Ending (FYE) 2016 Proposed Air District Budget and Consideration to Recommend Adoption

- 1) *Adopt the FYE 2016 Proposed Budget;*
- 2) *Change Reserve Policy to 20% of the General Fund Budget; and*

- 3) *Establish a 90% minimum funding level policy for Other Post-Employment Benefits.*

B) Third Quarter Financial Report – Fiscal Year Ending (FYE) 2015

- 1) *None; receive and file.*

C) Renewal of IT Infrastructure

- 1) *None; receive and file.*

11. Report of the **Mobile Source Committee** Meeting of April 23, 2015

CHAIR: S. Haggerty

J. Broadbent/5052
jbroadbent@baaqmd.gov

The Committee received the following reports:

A) Projects and Contracts with Proposed Awards over \$100,000

- 1) *Approve Carl Moyer Program (CMP) and Transportation Fund for Clean Air (TFCA) projects with proposed grant awards over \$100,000;*
- 2) *Authorize \$790,500 in additional TFCA revenues to be allocated to alternative fuel infrastructure projects; and*
- 3) *Authorize the Executive Officer/APCO to enter into agreements for the recommended projects.*

B) Fiscal Year Ending (FYE) 2016 Transportation Fund for Clean Air (TFCA) Funding Allocations

- 1) *Allocate \$13.77 million in new TFCA revenue to the programs listed in Table 1 of the Committee staff report;*
- 2) *Authorize the proposed cost-effectiveness limits for the Air District sponsored programs listed in Table 2 of the Committee staff report;*
- 3) *Authorize the Executive Officer/APCO to enter into funding agreements and contracts up to \$100,000 for projects and programs listed in Table 1 of the Committee staff report; and*
- 4) *Authorize the Executive Officer/APCO to execute all contracts necessary to accept, appropriate, and expend Congestion Mitigation Air Quality funding awarded by the Metropolitan Transportation Commission.*

C) Fiscal Year Ending (FYE) 2016 Transportation Fund for Clean Air (TFCA) County Program Manager (CPM) Expenditure Plans and Request for a Waiver from Sonoma County Transportation Authority (SCTA)

- 1) *Approve the allocation of FYE 2016 TFCA CPM Funds listed in Table 1 of the Committee staff report;*
- 2) *Authorize the Executive Officer/APCO to enter into funding agreements with the CPMs for the total funds to be programmed in FYE 2016, listed in Table 1 of the Committee staff report; and*
- 3) *Approve a policy waiver to allow SCTA to use FYE 2015 TFCA CPM Funds for an arterial management project.*

D) Bay Area Bike Share Update

- 1) *Authorize the Executive Officer/APCO to execute agreements and take the necessary actions to close out the Regional Bay Area Bike Share pilot project and to transition project assets in accordance with Caltrans' requirements.*

PRESENTATIONS

12. **AIR RESOURCES BOARD CLIMATE PROTECTION PROGRAM** J. Broadbent/5052
jbroadbent@baaqmd.gov

Air Resources Board Executive Officer Richard Corey will brief the Board of Directors on the Air Resources Board climate protection activities, including the statewide Cap and Trade program.

CLOSED SESSION

13. **PUBLIC EMPLOYEE PERFORMANCE EVALUATION - (Government Code Section 54957 and 54957.6)**

Pursuant to Government Code Section 54957 and 54957.6, the Committee will meet in closed session to conduct a performance evaluation of the Executive Officer.

14. **PUBLIC EMPLOYEE PERFORMANCE EVALUATION - (Government Code Section 54957 and 54957.6)**

Pursuant to Government Code Section 54957 and 54957.6, the Committee will meet in closed session to conduct a performance evaluation of the District Counsel.

OPEN SESSION

15. **PUBLIC COMMENT ON NON-AGENDA MATTERS**

Public Comment on Non-Agenda Items, Pursuant to Government Code Section 54954.3

Speakers who did not have the opportunity to address the Board in the first round of comments on non-agenda matters will be allowed three minutes each to address the Board on non-agenda matters.

16. **BOARD MEMBERS' COMMENTS**

Any member of the Board, or its staff, on his or her own initiative or in response to questions posed by the public, may: ask a question for clarification, make a brief announcement or report on his or her own activities, provide a reference to staff regarding factual information, request staff to report back at a subsequent meeting concerning any matter or take action to direct staff to place a matter of business on a future agenda. (Gov't Code § 54954.2)

OTHER BUSINESS

17. **Report of the Executive Officer/APCO**

18. **Chairperson's Report**

19. **Time and Place of Next Meeting**

Wednesday, May 20, 2015, 939 Ellis Street, San Francisco, California 94109 at 9:45 a.m.

20. **Adjournment**

The Board meeting shall be adjourned by the Board Chair.

CONTACT:

MANAGER, EXECUTIVE OPERATIONS
939 ELLIS STREET, SAN FRANCISCO, CA 94109
mmartinez@baaqmd.gov

(415) 749-5016
FAX: (415) 928-8560
BAAQMD homepage:
www.baaqmd.gov

- To submit written comments on an agenda item in advance of the meeting. Please note that all correspondence must be addressed to the “Members of the Board of Directors” and received at least 24 hours prior, excluding weekends and holidays, in order to be presented at that Board meeting. Any correspondence received after that time will be presented to the Board at the following meeting.
- To request, in advance of the meeting, to be placed on the list to testify on an agenda item.
- To request special accommodations for those persons with disabilities notification to the Clerk’s Office should be given in a timely manner, so that arrangements can be made accordingly.

Any writing relating to an open session item on this Agenda that is distributed to all, or a majority of all, members of the body to which this Agenda relates shall be made available at the District’s offices at 939 Ellis Street, San Francisco, CA 94109, at the time such writing is made available to all, or a majority of all, members of that body.

BAY AREA AIR QUALITY MANAGEMENT DISTRICT
939 ELLIS STREET, SAN FRANCISCO, CALIFORNIA 94109
FOR QUESTIONS PLEASE CALL (415) 749-5016 or (415) 749-4941

EXECUTIVE OFFICE:
MONTHLY CALENDAR OF AIR DISTRICT MEETINGS

MAY 2015

<u>TYPE OF MEETING</u>	<u>DAY</u>	<u>DATE</u>	<u>TIME</u>	<u>ROOM</u>
Board of Directors Regular Meeting <i>(Meets on the 1st & 3rd Wednesday of each Month)</i>	Wednesday	6	9:45 a.m.	Board Room
Advisory Council Regular Meeting <i>(Meets on the 2nd Wednesday of each Month)</i>	Wednesday	13	9:00 a.m.	Board Room
Board of Directors Executive Committee <i>(Meets on the 3rd Monday of each Month)</i>	Monday	18	9:30 a.m.	Board Room
Board of Directors Personnel Committee <i>(At the Call of the Chair)</i>	Monday	18	10:30 a.m.	Board Room
Board of Directors Stationary Source Committee <i>(Meets on the 3rd Monday of each Month)</i> - CANCELLED	Monday	18	10:30 a.m.	Board Room
Special Board of Directors Meeting - Budget Hearing <i>(At the Call of the Chair)</i>	Wednesday	20	9:45 a.m.	Board Room
Board of Directors Regular Meeting <i>(Meets on the 1st & 3rd Wednesday of each Month)</i>	Wednesday	20	9:45 a.m.	Board Room
Board of Directors Climate Protection Committee <i>(Meets on the 3rd Thursday of Every Other Month)</i>	Thursday	21	9:30 a.m.	Board Room
Board of Directors Budget & Finance Committee <i>(Meets on the 4th Wednesday of each Month)</i> - CANCELLED	Wednesday	27	9:30 a.m.	Board Room
Board of Directors Stationary Source Committee <i>(Meets on the 3rd Monday of each Month)</i>	Wednesday	27	9:30 a.m.	Board Room
Board of Directors Mobile Source Committee <i>(Meets on the 4th Thursday of each Month)</i>	Thursday	28	9:30 a.m.	Board Room

JUNE 2015

<u>TYPE OF MEETING</u>	<u>DAY</u>	<u>DATE</u>	<u>TIME</u>	<u>ROOM</u>
Board of Directors Regular Meeting <i>(Meets on the 1st & 3rd Wednesday of each Month)</i>	Wednesday	3	9:45 a.m.	Board Room
Board of Director Public Engagement Committee Meeting <i>(At the Call of the Chair)</i>	Thursday	4	9:30 a.m.	Board Room
Advisory Council Regular Meeting <i>(Meets on the 2nd Wednesday of each Month)</i>	Wednesday	10	9:00 a.m.	Board Room

JUNE 2015

<u>TYPE OF MEETING</u>	<u>DAY</u>	<u>DATE</u>	<u>TIME</u>	<u>ROOM</u>
Board of Directors Personnel Committee <i>(At the Call of the Chair)</i>	Thursday	11	9:30 a.m.	Board Room
Board of Directors Executive Committee <i>(Meets on the 3rd Monday of each Month)</i>	Monday	15	9:30 a.m.	Board Room
Board of Directors Stationary Source Committee <i>(Meets on the 3rd Monday of each Month)</i>	Monday	15	10:30 a.m.	Board Room
Board of Directors Regular Meeting <i>(Meets on the 1st & 3rd Wednesday of each Month)</i>	Wednesday	17	9:45 a.m.	Board Room
Board of Directors Budget & Finance Committee <i>(Meets on the 4th Wednesday of each Month)</i>	Wednesday	24	9:30 a.m.	Board Room
Board of Directors Mobile Source Committee <i>(Meets on the 4th Thursday of each Month)</i>	Thursday	25	9:30 a.m.	Board Room

JULY 2015

<u>TYPE OF MEETING</u>	<u>DAY</u>	<u>DATE</u>	<u>TIME</u>	<u>ROOM</u>
Board of Directors Regular Meeting <i>(Meets on the 1st & 3rd Wednesday of each Month)</i>	Wednesday	1	9:45 a.m.	Board Room
Advisory Council Regular Meeting <i>(Meets on the 2nd Wednesday of each Month)</i>	Wednesday	8	9:00 a.m.	Board Room
Board of Directors Regular Meeting <i>(Meets on the 1st & 3rd Wednesday of each Month)</i>	Wednesday	15	9:45 a.m.	Board Room
Board of Directors Climate Protection Committee <i>(Meets 3rd Thursday of Every Other Month)</i>	Thursday	16	9:30 a.m.	Board Room
Board of Directors Executive Committee <i>(Meets on the 3rd Monday of each Month)</i>	Monday	20	9:30 a.m.	Board Room
Board of Directors Stationary Source Committee <i>(Meets on the 3rd Monday of each Month)</i>	Monday	20	10:30 a.m.	Board Room
Board of Directors Budget & Finance Committee <i>(Meets on the 4th Wednesday of each Month)</i>	Wednesday	22	9:30 a.m.	Board Room
Board of Directors Mobile Source Committee <i>(Meets on the 4th Thursday of each Month)</i>	Thursday	23	9:30 a.m.	Board Room

BAY AREA AIR QUALITY MANAGEMENT DISTRICT

Memorandum

To: Chairperson Carole Groom and Members
of the Board of Directors

From: Jack P. Broadbent
Executive Officer/Air Pollution Control Officer

Date: April 22, 2015

Re: Minutes of the Board of Directors Regular Meeting of April 15, 2015

RECOMMENDED ACTION

Approve the attached draft minutes of the Board of Directors (Board) Regular Meeting of April 15, 2015.

DISCUSSION

Attached for your review and approval are the draft minutes of the Board Regular Meeting of April 15, 2015.

Respectfully submitted,

Jack P. Broadbent
Executive Officer/APCO

Prepared by: Sean Gallagher
Reviewed by: Maricela Martinez

Attachment: Draft Minutes of the Board Regular Meeting of April 15, 2015

Draft Minutes - Board of Directors Regular Meeting of April 15, 2015

Bay Area Air Quality Management District
939 Ellis Street
San Francisco, CA 94109
(415) 749-5073

Board of Directors Regular Meeting
Wednesday, April 15, 2015

DRAFT MINUTES

Note: Audio and video recordings of the meeting are available on the website of the Bay Area Air Quality Management District at <http://www.baaqmd.gov/The-Air-District/Board-of-Directors/Agendas-and-Minutes.aspx>.

1. CALL TO ORDER

Chairperson Carole Groom called the meeting to order at 9:59 a.m.

Opening Comments: None.

Roll Call:

Present: Chairperson Carole Groom; Vice-Chairperson Eric Mar; Secretary Liz Kniss; and Directors John Avalos, Teresa Barrett, Tom Bates, David J. Canepa, Margaret Fujioka, John Gioia, Scott Haggerty, David Hudson, Roger Kim (on behalf of Edwin Lee), Nate Miley, Karen Mitchoff, Jan Pepper, Katie Rice, Mark Ross, Rod Sinks, Jim Spring and Brad Wagenknecht.

Absent: Directors Cindy Chavez and Shirlee Zane.

Pledge of Allegiance: Chairperson Groom led the Pledge of Allegiance.

2. PUBLIC COMMENT ON NON-AGENDA MATTERS

David Oster addressed the Board of Directors (Board) to suggest that U.S. Environmental Protection Agency (EPA)-approved fireplace devices should be exempt from Air District restrictions on wood burning.

NOTED PRESENT: Director Mar was noted present at 10:01 a.m.

Jon Marcus addressed the Board regarding the exhaust from a food preparation facility in his residential neighborhood and summarized his experience with the complaint and reporting processes at various local government agencies.

NOTED PRESENT: Director Miley was noted present at 10:04 a.m.

Jack Broadbent, Executive Officer/Air Pollution Control Officer (APCO), said he will personally visit the site and meet with Mr. Marcus; Air District staff are working on proposed amendments to the wood smoke rule in response to input from stakeholders and the Board; there is significant concern about the point-of-sale provision; and a number of viable ideas have surfaced during the workshop process that will be considered while staff prepares proposal for Board review prior to fall 2015.

The Board discussed the possibility of considering barbecue emissions in the future and the viability of cities and counties regulating the same independent of Air District involvement; the experience of Mr. Marcus and how the public can engage Air District staff properly and effectively; and the expected launch of the redesigned website in June 2015 with a user-friendly and streamlined complaint component.

CONSENT CALENDAR (ITEMS 3 – 8)

- 3. Minutes of the Board Regular Meeting of March 18, 2015;**
- 4. Board Communications Received from March 18, 2015 through April 14, 2015;**
- 5. Air District Personnel on Out-of-State Business Travel;**
- 6. Notice of Violations Issued and Settlements in Excess of \$10,000 in the Month of March 2015;**
- 7. Quarterly Report of California Air Resource Board (ARB) Representative – Honorable John Gioia; and**
- 8. Consider Authorizing the Executive Officer/Air Pollution Control Officer (APCO) to Execute a Contract with E4 Strategic Solutions, Inc., in an Amount Not to Exceed \$250,000.**

Board Comments: None.

Public Comments: No requests received.

Board Action:

Director Haggerty made a motion, seconded by Director Wagenknecht, to approve Consent Calendar Items 3 through 8, inclusive; and the motion carried by the following vote of the Board:

AYES:	Avalos, Barrett, Bates, Canepa, Fujioka, Gioia, Groom, Haggerty, Hudson, Kim, Kniss, Mar, Miley, Mitchoff, Pepper, Rice, Ross, Sinks, Spering and Wagenknecht.
NOES:	None.
ABSTAIN:	None.
ABSENT:	Chavez and Zane.

COMMITTEE REPORTS

- 9. Report of the Climate Protection Committee (CPC) Meeting of March 19, 2015**
Committee Chairperson Avalos

The CPC met on Thursday, March 19, 2015, and approved the minutes of January 15, 2015.

The CPC received and discussed the presentation *Climate Protection Program Staffing & Activities*, including a summary of the climate program major accomplishments, overview of climate program staffing and plans for moving forward.

The CPC then received and discussed the presentation *ARB's Climate Change Programs*, from Edie Chang, Deputy Executive Officer, ARB, including Assembly Bill (AB) 32 requirements; greenhouse gas (GHG) emissions reduction goals; initial scoping plan and key measures; GHG emissions by sector; cap-and-trade program; scoping plan update; Governor's climate goals; local government actions for climate change; overview of Cool California; Air District climate initiatives; and opportunities for local and regional action.

The next meeting of the CPC is on Thursday, May 21, 2015, at 9:30 a.m.

Board Comments: None.

Public Comments: No requests received.

Board Action: None; receive and file.

10. Report of the Budget and Finance Committee (BFC) Meeting of March 25, 2015
Committee Chairperson Hudson

The BFC met on Wednesday, March 25, 2015, and approved the minutes of February 25, 2015, upon establishing a quorum.

The BFC received and discussed the staff presentation *Draft Amendments to Regulation 3: Fees*, including an overview of revenue sources in the Fiscal Year Ending (FYE) 2014 budget; an explanation of current cost recovery policy and background; trends in cost cutting; proposed changes to fee schedules; greenhouse gas fees and other proposed amendments; impacts on small businesses and large facilities; public comments; and the rule development schedule.

The BFC then received and discussed the staff presentation *Proposed FYE 2016 Budget*, including revenue projections for FYE 2015; overviews of the reserve funds and transfers, proposed budget, general fund revenue sources, and general fund expenditures for FYE 2016; year-over-year analysis of services and supplies and capital; proposed fees; climate program staffing; overall staffing level; FYE 2016 fund balance summary; use of reserves recommendations; fund balance policy; unfunded liabilities; and new office building obligations.

The next meeting of the BFC is Wednesday, April 22, 2015, at 9:30 a.m.

Board Comments: None.

Public Comments: No requests received.

Board Action: None; receive and file.

11. Report of the Legislative Committee (LC) Meeting of March 30, 2015
Committee Chairperson Bates

The LC met on Monday, March 30, 2015, and approved the minutes of February 26, 2015, upon establishing a quorum.

The LC reviewed newly introduced measures and, after discussion, is recommending the following positions on bills to the Board:

AB 23 Patterson: Oppose
AB 280 Brown: Support
AB 720 Cooley: Oppose
AB 742 Gallagher: Oppose
AB 777 Harper: Oppose
AB 945 Ting: Support if amended
AB 1059 E. Garcia: Oppose unless amended
AB 1176 Perea: Oppose
Senate Bill (SB) 1 Gaines: Oppose
SB 5 Vidak: Oppose
SB 513 Beall: Support

The LC then discussed and recommended the Board approve support of bills equivalent to SB 32 Pavley and SB 350 De Leon, which would respectively extend AB 32 and the Renewable Portfolio Standard beyond 2020, as such bills move forward.

The next meeting of the LC is at the call of the Chairperson.

Board Action:

Director Bates made a motion, seconded by Director Wagenknecht, to approve the recommendations of the LC.

Board Comments:

The Board discussed the LC recommendation regarding AB 945 Ting.

Public Comments: No requests received.

Board Action (continued):

Director Bates made a substitute motion, seconded by Director Wagenknecht, to approve the recommendations of the LC with the exception of AB 945 Ting; and the substitute motion carried by the following vote of the Board:

AYES: Avalos, Barrett, Bates, Canepa, Fujioka, Gioia, Groom, Haggerty, Hudson, Kim, Kniss, Miley, Mitchoff, Pepper, Rice, Ross, Sinks, Spring and Wagenknecht.
NOES: None.

ABSTAIN: None.
ABSENT: Chavez, Mar and Zane.

Director Bates made a motion, seconded by Director Wagenknecht, to support AB 945 Ting.

Board Comments (continued):

The Board discussed the need for legislative context for AB 945 Ting in light of the lost revenue; efforts at the state level by cities and counties to backfill revenue which is lost through similar measures; and a suggestion that Air District staff not act on direction from LC prior to obtaining Board approval in the future.

Board Action (continued):

The motion to support AB 945 Ting carried by the following vote of the Board:

AYES: Barrett, Bates, Canepa, Fujioka, Gioia, Groom, Hudson, Kim, Kniss, Miley, Mitchoff, Pepper, Rice, Ross, Sinks and Wagenknecht.
NOES: Avalos, Haggerty and Spering.
ABSTAIN: None.
ABSENT: Chavez, Mar and Zane.

Board Comments (continued):

The Board discussed the need to change the revenue equation on a broader scale rather than debating incremental changes to the current model.

12. Report of the Ad Hoc Building Oversight Committee (AHBOC) Meeting of April 15, 2015
Committee Chairperson Groom

The AHBOC met on Wednesday, April 15, 2015, and approved the minutes of December 15, 2014.

The AHBOC received and discussed the staff presentation *Regional Agency Headquarters – 375 Beale Street, Project Status Report*, including a construction update; photographs of construction; status of furniture procurement; move coordination; and next steps.

The AHBOC then received and discussed the staff presentation *Update on the Proposed Shared Services Organization*, including an examination of the principals for sharing services; a summary of business and information technology operations identified for sharing; concept and models for shared services organization; costs; and next steps.

The next meeting of the AHBOC is at the call of the Chairperson.

Board Comments: None.

Public Comments: No requests received.

Board Action: None; receive and file.

PUBLIC HEARING

13. Public Hearing to Receive Testimony on Proposed Amendments to Air District Regulation 3: Fees

Mr. Broadbent introduced and offered to waive the presentation today in light of the need for a second public meeting before final approval.

Chairperson Groom opened the public meeting.

Public Comments: No requests received.

Director Hudson made a motion to close the public hearing and the motion carried by the following vote of the Board:

AYES: Avalos, Barrett, Bates, Canepa, Fujioka, Gioia, Groom, Haggerty, Hudson, Kim, Kniss, Miley, Mitchoff, Pepper, Rice, Ross, Sinks, Spring and Wagenknecht.
NOES: None.
ABSTAIN: None.
ABSENT: Chavez, Mar and Zane.

Board Comments: None.

Board Action: None; receive and file.

PRESENTATIONS

14. Transboundary (International) Ozone Transport

Mr. Broadbent introduced the topic and Saffet Tanrikulu, Ph.D., Research and Modeling Manager of the Planning and Climate Protection Division, who gave the staff presentation *Transboundary (International) Ozone Transport*, including a summary of the Air District's research and modeling program; current status and ozone trend in the Bay Area; total energy consumption in China by fuel type in 2011; Asian pollution; federal effort to estimate transport; global model; Air District's effort to estimate transport; key takeaway; and overview of continuing collaboration among federal, state and local agencies.

The Board and staff discussed, at slide 4, *Ozone Trend in the Bay Area*, the absence of exceedance information for the last three years.

The Board and staff discussed, at slide 5, *Status of Ozone in the Bay Area*, meteorology as the primary culprit for the variability during the last four years.

Dr. Tanrikulu continued the presentation.

The Board and staff discussed, at slide 10, *Global Model*, what causes ozone to seemingly appear over land when it does not register over the open ocean; what “transport” means in this context; and the chemical reactions involved in the formation of ozone.

Dr. Tanrikulu continued the presentation.

The Board and staff discussed, at slide 12, *Air District’s Effort to Estimate Transport*, the causes for the variability of ozone levels throughout the Bay Area and why the coastline has lower levels.

Dr. Tanrikulu concluded the presentation.

Board Comments:

The Board and staff discussed the state of discussions with EPA regarding international transport and in general; if and how ozone from the Bay Area is differentiated from transported ozone; whether information on transport levels out of the Bay Area has or will surface from these efforts; average ozone levels in China, the Bay Area and the San Joaquin Valley; the impact of Bay Area transport on adjacent areas and the standing invitation to the Bay Area’s regional neighbors to suggest ideas for resolving or improving the situation; evidence that San Joaquin Valley emissions transport into the Bay Area during the winter months; the possible impact for the Bay Area if EPA lowers its ambient air standards; information indicating China’s emissions profile is decreasing; other pollutants that may transport from Asia and the state of monitoring of the same; the relevance of particulate matter in the transport dialogue; how transport from China compares to that of other Asian countries; health effects of ozone and particulate matter; and the state of politics in China relative to economic and environmental concerns.

Public Comments: No requests received.

Board Action: None; receive and file.

15. Report of the Advisory Council’s 2015 Activities

Jean Roggenkamp, Deputy APCO, introduced the topic.

Advisory Council (Council) Member Sam Altshuler, P.E., introduced himself and Members Stan Hayes and Bruce Mast, the three of which collectively gave the Council presentation *Exploring Bay Area Energy Future as Part of Climate Protection Strategy*, including a summary of Council activities, topics and speakers; current energy consumption in the Bay Area; current energy generation in the State; where the energy future is going and how; energy future spectrum; major challenges; and recommendations for Air District planning, regional leadership, education, grants and stationary sources.

Board Comments:

The Board and Council Members Altshuler, Hayes and Mast discussed whether the popularity of hydro power is likely to dwindle in light of the drought; whether the impact of community choice aggregates in the Bay Area were measured and considered for expansion throughout the Bay Area; what drives the demand for back-up generators and the state of regulations relative to the same; the

seemingly close relationship between computer servers and back-up generators; additional details relative to carbon fuels and electricity trends, as charted on slide 8, *Energy Future: How We Can Get There*; biosourced diesel as a potential technology that has yet to be fully realized; and banking industry requirements that drive the installation of back-up generators.

Public Comments: No requests received.

Board Action: None; receive and file.

16. PUBLIC COMMENT ON NON-AGENDA MATTERS: No requests received.

17. BOARD MEMBERS' COMMENTS:

The Board and staff discussed whether a suggestion to remove the point-of-sale provision from the proposed amendments to the wood burning rule should instead result in an amendment to require a disclosure instead of retrofit; a recommendation that the Board reconsider its response to constituents during public comment and a suggestion to instead agendize a staff response; Mr. Broadbent's receipt of the 2015 Frank C. Boerger Award; the Marin Association of Realtors as an example of an organization which has adopted a fireplace disclosure provision; and gratitude to staff for a recent proposed rule workshop in Marin.

OTHER BUSINESS

18. Report of the Executive Officer/APCO

Mr. Broadbent reported that the upcoming public workshops on the proposed wood smoke rule amendments and potential changes to the proposal that will be undertaken after the workshop phase is complete; the proposed refinery rule will be agendized before the Stationary Source Committee (SSC) in May 2015 and the Board in July 2015; the upcoming discussion before the SSC regarding Lehigh Southwest Cement Facility; and to identify the list provided to the Board, entitled "Air District presence at 2015 Earth Day events."

Ms. Roggenkamp announced the appointment of Luz Gomez, Community Engagement Manager, who addressed the Board in introduction.

19. Chairperson's Report

Chairperson Groom announced the expected Board attendees of the Air & Waste Management Association's 108th Annual Conference and Exhibition on June 22-25, 2015, in Raleigh, North Carolina.

20. Time and Place of Next Meeting

Wednesday, May 6, 2015, Bay Area Air Quality Management District Headquarters, 939 Ellis Street, San Francisco, California 94109 at 9:45 a.m.

21. Adjournment: The Board meeting adjourned at 12:12 p.m.

Sean Gallagher
Clerk of the Boards

BAY AREA AIR QUALITY MANAGEMENT DISTRICT

Memorandum

To: Chairperson Carole Groom and Members
of the Board of Directors

From: Jack P. Broadbent
Executive Officer/APCO

Date: April 15, 2015

Re: Board Communications Received from April 15, 2015, through May 5, 2015

RECOMMENDED ACTION

None; receive and file.

DISCUSSION

Copies of communications directed to the Board of Directors received by the Air District from April 15, 2015 through May 5, 2015, if any, will be at each Board Member's place at the May 6, 2015, Board meeting.

Respectfully submitted,

Jack P. Broadbent
Executive Officer/APCO

Prepared by: Vanessa Johnson
Reviewed by: Maricela Martinez

BAY AREA AIR QUALITY MANAGEMENT DISTRICT

Memorandum

To: Chairperson Carole Groom and Members
of the Board of Directors

From: Jack P. Broadbent
Executive Officer/APCO

Date: April 20, 2015

Re: Quarterly Report of the Executive Office and Division Activities for the Months of
January 2015 - March 2015

EXECUTIVE AND ADMINISTRATIVE RESOURCES DIVISION – R. SANDERS, DIRECTOR**Executive Office**

The Executive Office held 16 Board committee meetings, four regular Board meetings, four Advisory Council meetings and 15 Hearing Board meetings during this reporting period.

Human Resources

The Human Resources (HR) Office coordinated 9 recruitment exams including exams for Air Quality Engineer, Air Quality Program Manager (Climate Protection Manager), Air Quality Technician, Environmental Planner, Information Systems Manager, Principal Air Quality Engineer, Supervising Air Quality Meteorologist, and Supervising Systems Analyst. In addition, the HR Office offered training sessions, including: Supervising Skills for First Line Supervisors/Managers. The HR Office continues to administer payroll, benefits, safety, and labor/employee relations. There are currently 314 regular employees, 13 temporary employees and interns, and 51 vacant positions. There were 9 new employees, 6 promotions and 1 employee separation from January to March 2015.

Business Office

The Business Office issued 594 purchase orders. Fleet services outsourced 41 vehicles for maintenance and/or body shop repairs. There are currently 135 fleet vehicles: 1 electric, 8 electric/hybrid, 26 gas, 26 CNG, and 74 hybrids. The department executed 7 leases, 99 contracts and 6 requests for proposals during this period. The Business Office also continues to facilitate webcasts for District Committee and Board meetings.

Facilities Office**Construction Update – 375 Beale Street**

The General Services Administration (GSA) completed decommissioning to remove residual hazardous materials from the Drug Enforcement Agency space from the 8th floor on March 9, 2015.

The Construction Manager at McCarthy Building Companies Inc. (McCarthy) is preparing a revised schedule that accounts for the DEA's actual departure date and is also studying ways to accelerate project completion. However, Substantial Completion is expected by December 10, 2015. Substantial Completion represents the day the building gets its Certificate of Occupancy from the Fire Marshall.

Furniture Selection

Agency representatives, along with a design team, and furniture contractor, are continuing work to finalize fabric, finishes and color options of agency furniture.

Move Coordination

The move coordinator consultant, Relocation Connection, Inc. is completing its Agency site visits to inventory exiting furniture and to develop a move schedule for each of the agencies. To prepare for the move, the first of three clean-up events began at the Air District on March 27, 2015.

COMPLIANCE AND ENFORCEMENT – W. KINO, DIRECTOR

Enforcement Program

Air District staff documented 245 air pollution violations that resulted in Notices of Violation and responded to 2,452 general air pollution complaints. These activities addressed noncompliance with applicable federal, state and air district regulations and provided for a mechanism for the public to voice their concerns about air pollution issues that might be in noncompliance. Additionally, highlighted enforcement activities for the quarter are as follows:

- From January 1 – March 31, 2015, staff received and investigated more than 2000 air pollution complaints for malodorous emissions in the greater Milpitas area (including portions of Fremont and San Jose). Odor descriptions ranged from “garbage”, “foul”, “strong”, “rotting garbage”, “sewage”, “sour”, etc. with most complainants alleging the Newby Island Landfill (International Disposal Corporation of California) as the source. Staff documented three public nuisances in January: one against the landfill and two against Newby Island Organics, a materials recycling facility (MRF) located on landfill property, which has a commercial food waste recycling program. Both the landfill, MRF, and an 18 acre green waste composting operation are located at what's known as the Newby Island Resource Recovery Park.
 - On January 29, 2015, Air District staff issued a Notice of Violation to Newby Island Organics for permit violations because the MRF operation and several engines at the green waste composting operation were not permitted.
 - On February 11, 2015, staff issued Notices of Violation to Newby Island Landfill for landfill surface leaks and landfill gas collection leaks.
 - On March 9, 2010, the Air District's Executive Officer toured the Newby Island Resource Recovery Park.
 - On March 16, 2015, Air District staff briefed the Stationary Source Committee on odor issues and District actions taken in the Milpitas area.

- Air District staff investigated other potential odor sources adjacent to the Resource Recovery Park including Zero Waste Energy Development Company (ZWED – the first large-scale commercial dry fermentation anaerobic digestion facility in the United States) and the San Jose – Santa Clara Waste Water Recovery Facility. Several odorous sources were identified at ZWED and the STP; in addition, handheld monitoring equipment and the District’s Source Test Van were used to monitor hydrogen sulfide (H₂S) emissions. No fence line violations of Regulation 9, Rule 2 (H₂S) were documented.
- Air District staff participated in monthly conference calls with Lehigh Southwest Cement Company officials and discussed Regulation 9, Rule 13 (Nitrogen Oxides, Particulate Matter, and Toxic Air Contaminants from Portland Cement Manufacturing) compliance issues post enforcement agreement and agreed on a pathway of compliance during Continuous Emissions Monitoring (CEMs) certification.
- The Air District issued 17 Winter Spare the Air Alerts (WSTA) (on January 2 – 12, 15, 16, 17, 24, 25 and February 2), resulting in 106 first time Notices of Violation and 18 repeat Notices of Violation issued on WSTA days.
- On January 22, 2015, Air District staff met with representatives from the Tesoro Refinery to discuss emission estimates from several violations written by District staff on Tesoro’s alkylation unit. Air District staff is reviewing the comments made by Tesoro to decide on the settlement of these violations.
- On February 5, 2015, Air District staff met with representatives from Ameresco at the Air District office. The purpose of the meeting was to discuss Ameresco’s non-compliance with their Air District permit limits for Formaldehyde. Ameresco agreed to retest to determine ongoing compliance with their formaldehyde limits once the Air District changes the format of the permit condition.
- On February 5, 2015, Air District staff met with representatives from Air products and Chemicals Inc. at the District office to discuss applicability determinations in their draft Title V permit. Air Products and Chemical Inc. supplies Hydrogen to Tesoro Refining in Martinez and contributes to waste water and flare emissions at Tesoro. Air District staff explained the applicability for Regulation 12, Rule 12 (Flares at Petroleum Refineries) and Regulation 8, Rule 8 (Waste Water Collections and Separation Systems). Staff will develop permit conditions to address the above regulations for the draft Title V permit.
- Air District staff issued a Notice of Violation to Tesoro for exceeding their permitted limit for purge and pilot gas flow to the Coker flare. The permitted limit for the flare purge gas is 8,584,800 standard cubic feet for a consecutive 12 month period which Tesoro exceeded sixty-eight times. The permitted limit for the pilot gas is 1.314 standard cubic feet for a consecutive 12 month period which Tesoro exceeded three times. Tesoro has since submitted an application to change these conditions and the District’s Engineering Division is currently reviewing the request.
- On March 12, 2015, Air District staff confirmed six odor complaints, alleged to be from the Chevron Refinery, in Point Richmond. This is the first Public Nuisance confirmed to be from Chevron’s Bio-reactor wastewater treatment pond. This pond has been an on-going odor source for decades that seasonally impacts Point Richmond during the winter months.

Chevron has taken several measures this year by adding balls to cover the inlet area of the pond and increasing odorant usage. Air District staff has observed that, even with these measures, odors still impact Point Richmond.

- On March 17, 2015, Air District staff attended a meeting at Republic Services Keller Canyon Landfill in Pittsburg. Representatives from PG & E, Keller Canyon Landfill and the California Department of Toxic Substances Control were in attendance. During the month of April, PG&E plans to move 8,400 tons of dredged soil from an old Shell Pond along the Suisun Bay to Keller Canyon Landfill. This soil may be odorous and the purpose of the meeting with Keller Canyon Landfill representatives was to insure that they were prepared to handle this waste material with minimal impact on the community. PG&E and Keller Canyon Landfill staff explained the Best Management Practices they intend to use, which includes odorant applied upon soil removal and covered/lined trucks for hauling of the removed soil. When the soil reaches the landfill, it will be deposited in a previously designated area and earthmoving equipment will cover it immediately. Keller Canyon Landfill and PG&E staff will remain in contact with District staff throughout the proposed operation.
- The CARB Refrigerant Management Program contract has been completed and policy and procedures have been finalized. Staff has begun inspecting facilities subject to the CARB Refrigerant Management Program Rule per our contract with CARB.

Compliance Assurance Program

Air District staff conducted over 2,311 inspections including permitted facilities, gasoline stations, asbestos, open burning, portable equipment and mobile sources. Additionally, highlighted inspection activities for the quarter are as follows:

- Air District staff attended the California Air Pollution Control Officers Association (CAPCOA) Vapor Recovery Sub-committee meeting in Sacramento on January 21-22, 2015 and was briefed on the findings of the In-Station Diagnostics (ISD) overpressure study and the liquid regeneration study.
- Air District staff approved Asbestos Dust Mitigation Plans (ADMPs) for the following projects: 1) RIN # NOA-0104, Communication hill 2 Phase 1- KB Home Project, San Jose; 2) RIN # NOA-0105, 1201 Tennessee Street Project, San Francisco. Both of these NOA projects were required to perform asbestos ambient perimeter air monitoring and submit results to the Air District on a bi-weekly basis.
- The Agricultural Waste Chipping Program was launched on January 27, 2015. The program allowed qualifying property owners to have agricultural waste material (e.g. prunings) chipped instead of burned, thereby preventing the release of airborne particulate matter. Air District staff received positive feedback from multiple property owners about the merits of the program and the ability to chip instead of burn. Over 10,000 cubic yards of material was chipped instead of burned by the end of the quarter.
- On March 25, 2015, Air District staff hosted the first of nine public workshops in Morgan Hill to discuss the proposed rule amendments to Regulation 6, Rule 3 (Wood Burning Devices). The proposed amendments would affect the parameters for forecasting Winter Spare the Air Alerts, the visible emissions limitations, and the requirements for sole

source of heat exemptions. They would also include specific real estate provisions requiring replacement of uncertified wood burning devices. The overwhelming majority of attendees were opposed to the amendments, especially point of sale, real estate requirements.

Compliance Assistance and Operations Program

Air District staff received and evaluated over 2,742 plans, petitions, and notifications required by the asbestos, coatings, open burn, tank and flare regulations. Air District staff received and responded to over 104 compliance assistance inquiries and green business review requests. Additionally, highlighted compliance assistance activities for the quarter included:

- The Winter Spare the Air Season (November 1, 2014 – February 28, 2015) ended. Pursuant to the Air District's Wood Smoke Program, staff mailed out 1,739 informational packets to residences that received complaints regarding wood burning. During the first quarter of 2015, the Air District received 87,206 calls to the 1-877-4NO-BURN line, and 2,809 complaints regarding wood burning.
- The spring marsh management burn season started on March 1, 2015; Air District staff approved 6 Marsh Management Smoke Management Plans (SMPs) for burn projects in Solano County and 1 burn project in Napa County.
- Air District staff completed the data verification and posting of refinery flare monitoring data through January 2015.
- Air District staff conducted the following inspections for the Strategic Incentives Division (SID): 58 Carl Moyer Program audits, 120 projects and 84 engines, and participated in 14 meetings.
- Air District staff attended meetings with MTC and 511.org Air District staff to coordinate details associated with the implementation of Regulation 14: Mobile Source Emissions Reduction Measures, Rule 1: Bay Area Commuter Benefits Program, approved by the Board of Directors on March 19, 2014.

(See Attachment for Activities by County)

ENGINEERING DIVISION – J. KARAS, DIRECTOR
--

Permit Activity Statistics

The following tables summarize permit activity in the 1st quarter:

Permit Activity			
New applications received	243	New facilities added	97
Authorities to Construct issued	161	Permit Exemptions (entire applications deemed exempt)	2
Permits to Operate issued (new and modified)	249	Annual update packages completed	1589
Registrations (new)	13		

Title V Permits Issued			
Initial	2	Administrative amendments	1
Renewals	2	Minor revisions	3
Cancellation initial	0	Synthetic minor	0

Health Risk Screen Analysis (HRSA): 70 HRSAs were completed during the reporting period.

Energy Projects

Air District staff continues to work with regulatory agencies and community groups to discuss permitting issues associated with proposed energy projects, which include Shell Greenhouse Gas Reduction, Phillips 66 Propane/Butane Recovery, Chevron Hydrogen and Sulfur Recovery, Valero Crude by Rail, WesPac Energy – Pittsburg Terminal, and Phillips 66 Marine Terminal.

Shell Greenhouse Gas Reduction Project: On February 4, 2015, Shell submitted a permit application that will permanently shut down the Martinez Refinery’s Flexicoker Unit. In addition, new and reconfigured energy-efficient equipment will be installed and existing equipment will be modified in order to process lighter crude oil. The project is not expected to increase the Refinery’s total refining capacity. Air District staff discussed the proposed CEQA review with Contra Costa County and Shell Martinez Refinery. Contra Costa County is working on a Draft Environmental Impact Report (DEIR) for the project.

Phillips 66 Propane/Butane Recovery Project: The Contra Costa County Board of Supervisors certified the final EIR for the project on February 3, 2015. Citizens for a Better Environment, Rodeo Citizen’s Association and Safe Fuel and Energy Resources California have all sued Contra Costa County over the approval of the EIR for the project. The Air District issued the Authority to Construct for the project on March 18, 2015.

Chevron Modernization Project: Following a 30-day Public Comment period, the Authority to Construct (ATC) for the Chevron Modernization project was reissued on February 11, 2015. The ATC letter, CEQA Findings and Response to Comments are posted on the Air District website.

Valero Crude by Rail Project: The City of Benicia has reviewed all of the comments submitted on the Draft EIR and has determined that sections of the Draft EIR will need to be updated and recirculated. The anticipated release of the Recirculated Draft EIR for public comment is June 30, 2015. The Recirculated Draft EIR will have a 45-day comment period. After the comment period on the Recirculated DEIR closes, the City will complete the Final EIR, which will include responses to all comments on the original Draft EIR and the Recirculated Draft EIR.

WesPac Energy – Pittsburg Terminal Project: In early 2015, the applicant notified the City of Pittsburg of its plans to reactivate the project proposal, which had been on hold since 2014, and include a modification to the project description to **exclude** any rail activity associated with the project. The new 2015 proposal essentially reverts back to the original project (from 2011), with a focus on virgin and partially-refined crude oil transport by water and/or pipeline only (no rail transport), with on-site storage. The project proposes to modernize and reactivate an existing oil storage and transfer facility located in Pittsburg, California. The proposed terminal would be designed to receive crude oil and partially refined crude oil from marine vessels and pipelines, store the oil in the existing storage tanks, and then transfer the oil to nearby refineries. The Air District has not received a permit application for this project.

Permits

Gillig: This facility is proposing to move their bus manufacturing operation from Hayward to Livermore. Air District staff is working with Gillig to ensure that BACT and CEQA are adequately addressed. On February 3, 2015 the City of Livermore Planning Commission approved a resolution with a CEQA finding that the adopted Environmental Impact Report for the Oaks Business Park (State Clearinghouse #2001032069) addressed the environmental effects of the bus manufacturing facility.

Lehigh Southwest Cement Company (Cupertino)

- The kiln started up with two new stacks on February 13, 2015. Continuous emission monitors have been installed and are monitoring criteria pollutant emissions and toxic air contaminant emissions.
- The District approved the October 2014 Health Risk Assessment Addendum concluding that the proposed stack modifications allow the facility to operate at its capacity of 1,600,000 tons/year of clinker production.

Projects

CEQA Projects

BP Richmond Terminal Neat Ethanol Project (Richmond, CA): BP proposes to receive and distribute lower carbon ethanol for blending with fuels with the goal of complying with the State's Low Carbon Fuel Standard. BP owns/operates this existing organic liquid loading marine terminal and is applying for a Design Review Permit from the City of Richmond. In January 2015, the City of Richmond conducted its 30-day public comment period on the project's CEQA Initial Study and Mitigated Negative Declaration. Air District staff has reviewed these documents. On February 23, 2015, the Air District submitted written comments on the project's CEQA Initial Study and Mitigated Negative Declaration. BP has submitted a permit application

for this project. The applicant has requested delaying the processing of this permit application to allow time for BP to further evaluate the proposed project.

Toxic Risk Management Guidelines: Air District staff is working with ARB, CAPCOA, industry and other air districts to develop joint implementation guidelines for Permitting, AB2588 Hot Spots and CEQA programs. These guidelines are tentatively scheduled to be presented to the ARB Board on July 23, 2015. Air District staff has started the rule development process to update our Toxics New Source Review rule to implement these new HRA guidelines.

Refinery Emissions Tracking and Reduction Rules: Air District staff is providing technical support to the development of Regulation 12-15 and 12-16.

Newby Island Landfill: This facility is proposing to expand their operations. A permit application has not been received by the Air District. However, odor complaints have increased significantly and staff is providing technical support.

Alternative Fueling Stations: The Air District has received applications to fund hydrogen and compressed natural gas stations in the Bay Area. Air District staff recently completed its review of permit requirements for the proposed Skylonda Hydrogen Energy Center in Woodside, California. This station proposes to provide fuel for zero emission hydrogen fuel cell electric vehicles that are being introduced to California starting this year. Air District staff is evaluating a number of these projects to determine permit requirements.

Information Mapping Training: Over twenty staff participated in this class, which will enable participants to quickly and easily write clear, effective policies and procedures. By learning and adopting Information Mapping ®, a research-based system for analyzing, organizing and presenting information, participants can maximize communication effectiveness and improve their policy and procedure usability.

LEGAL DIVISION – B. BUNGER, DISTRICT COUNSEL

The Air District Counsel's Office received 269 violations reflected in Notices of Violation (NOVs) for processing.

Mutual Settlement Program staff initiated settlement discussions regarding civil penalties for 213 violations reflected in NOVs. In addition, 7 Final 30 Day Letters were sent regarding civil penalties for 8 violations reflected in NOVs. Finally, settlement negotiations resulted in collection of \$32,350 in civil penalties for 47 violations reflected in NOVs. *88 NOVs were also settled by violators passing the Wood Smoke Awareness Course with no penalty collected.*

Counsel in the Air District Counsel's Office initiated settlement discussions regarding civil penalties for 15 violations reflected in NOVs. Settlement negotiations by counsel resulted in collection of \$186,795 in civil penalties for 35 violations reflected in NOVs.

(See Attachment for Penalties by County)

COMMUNICATIONS AND PUBLIC INFORMATION – L. FASANO**News Releases**

The Air District issued 26 press releases and/or media advisories during the last quarter:

- 1/1/2015 [Winter Spare the Air Alert called for Friday, January 2, 2015](#)
- 1/2/2015 [Another Winter Spare the Air Alert called for Saturday, January 3, 2015](#)
- 1/3/2015 [Third consecutive Winter Spare the Air Alert called for Sunday, January 4, 2015](#)
- 1/4/2015 [Fourth consecutive Winter Spare the Air Alert called for Monday, January 5, 2015](#)
- 1/5/2015 [Fifth consecutive Winter Spare the Air Alert called for Tuesday, January 6, 2015](#)
- 1/6/2015 [Sixth consecutive Winter Spare the Air Alert called for Wednesday, January 7, 2015](#)
- 1/7/2015 [New GHG protocol recruits ranchers in fight against climate change](#)
- 1/7/2015 [Seventh consecutive Winter Spare the Air Alert called for Thursday, January 8, 2015](#)
- 1/8/2015 [Eighth consecutive Winter Spare the Air Alert called for Friday, January 9, 2015](#)
- 1/9/2015 [Ninth consecutive Winter Spare the Air Alert called for Saturday, January 10, 2015](#)
- 1/10/2015 [Tenth consecutive Winter Spare the Air Alert called for Sunday, January 11, 2015](#)
- 1/11/2015 [Eleventh consecutive Winter Spare the Air Alert called for Monday, January 12, 2015](#)
- 1/14/2015 [Winter Spare the Air Alert called for Thursday, January 15, 2015](#)
- 1/15/2015 [Another Winter Spare the Air Alert called for Friday, January 16, 2015](#)
- 1/16/2015 [Third consecutive Winter Spare the Air Alert called for Saturday, January 17, 2015](#)
- 1/23/2015 [Winter Spare the Air Alert called for Saturday, January 24, 2015](#)
- 1/24/2015 [Winter Spare the Air Alert called for Sunday, January 25, 2015](#)
- 1/29/2015 [Air District offers free chipping for orchard and vineyard materials](#)
- 2/2/2015 [Winter Spare the Air Alert called for Tuesday, February 3, 2015](#)
- 2/5/2015 [Environmental Youth Conference Returns to the Bay Area](#)
- 2/25/2015 [Permissive burn period opens for marsh management fires](#)
- 3/2/2015 [Another challenging Winter Spare the Air season comes to a close](#)
- 3/11/2015 [Air District seeks public comment on refinery emissions rules](#)
- 3/12/2015 [Air District updates real-time Air Monitoring Data web pages](#)
- 3/18/2015 [Air District awards \\$2.5 million to United Airlines](#)
- 3/19/2015 [Air District seeks to strengthen wood burning rule](#)

Media Inquiries

Air District staff responded to 126 media inquiries during this quarter. Topics included:

- Air quality study and impacts on children
- BBQ grills/Pizza Ovens
- Bike helmet law
- Candlestick Park demolition
- Chevron flaring
- Crude by Rail
- Diesel Fumes
- Lennar
- Marin Carbon Project
- Newby Island
- Permit for soil remediation and vapor recovery project in Oakland
- Refinery emissions reductions strategy
- Refinery Emissions Rule workshops
- San Francisco Air Quality
- Seven Circles
- Winter Spare the Air
- Wood burning Rule amendments and workshops
- Wrapping paper and proper disposal

Media Highlights

The Air District and/or Spare the Air was mentioned in approximately 1,467 print/online stories and 234 video clips in the last quarter. Below are the last quarter's media coverage highlights:

- SanFrancisco.CBSlocal.com: [First Spare The Air Days Announced For 2015](#)
- [San Jose Mercury](http://SanJoseMercury.com): [Cold weather in Bay Area to start 2015](#)
- [Contra Costa Times](http://ContraCostaTimes.com): [Spare the Air alert Monday for fourth consecutive day](#)
- SanFrancisco.CBSlocal.com: [Bay Area's 4th Straight Spare The Air Alert Issued For Monday](#)
- NapaValleyRegister.com: [11th Spare the Air day declared for Tuesday](#)
- SanFrancisco.cbslocal.com: [Bay Area Wood Burning Banned For 5th Straight Spare The Air Day](#)
- NapaValleyRegister.com: [Wednesday will be another no-burn day](#)
- SFGate.com: [Bay Area seeing near-record high temperatures](#)
- PressDemocrat.com: [Drought leads to more Spare the Air days \(w/video\)](#)
- [Contra Costa Times](http://ContraCostaTimes.com): [Alameda: Presentation on wood burning set for Edison school](#)
- [San Jose Mercury News](http://SanJoseMercuryNews.com): [Wood smoke pollution affects air quality, property values](#)
- NapaValleyRegister.com: [Agricultural burns send smoke over Napa Valley](#)
- NapaValleyRegister.com: [Why are vineyards allowed to burn?](#)
- InsideBayArea.com: [Rodeo refinery's propane and butane recovery project to be subject of much-delayed hearing in Martinez](#)
- MercuryNews.com: [Spare the Air alert called for Tuesday in the Bay Area](#)
- SanJoseInside.com: [Fight over Newby Island Expansion Reaches Fever Pitch](#)

- [Wn.ktvu.com: Neighbors concerned about risk of asbestos during Candlestick Park demolition](#)
- [Martinez News-Gazette: Martinez Environmental Group: 'Air District can stop oil trains'](#)
- [MercuryNews.com: Outside law firms' class-action suit against San Jose landfill stalls](#)
- [NapaValleyRegister.com: Responding to vineyard burn letter](#)
- [MarinIJ.com: Marinview: Would you turn someone in for burning on a "Spare the Air" day?](#)
- [TheAlamedan.org: Free shuttles ferry commuters to Oakland and back](#)
- [MarinIJ.com: Marin continues to lead Bay Area in smoke complaints](#)
- [NapaValleyRegister.com: Winter Spare the Air season ends](#)
- [MartinezGazette.com: Kinder Morgan halts shipment of crude](#)
- [Chicago.suntimes.com: California tech startup owners facing wire fraud charges\](#)
- [M.ktvu.com: Winter 'Spare the Air' season coming to a close](#)
- [TimesHeraldOnline.com: Free bike repairs at Vallejo event teaching safety](#)
- [EastBayExpress.com: East Bay Residents Push for Tougher Refinery Regulations](#)
- [NBCBayArea.com: Bay Area Air Quality Management District Considers New Rules for Homes with Wood-Burning Fireplaces](#)
- [ContraCostaTimes.com: Plan to require fireplace retrofits at Bay Area homes for sale heats up smoke debate](#)
- [SFBayView.com: Bay Area air quality regulator to refineries: Refine more crude](#)
- [ContraCostaTimes.com: Bay Area clean air agency proposes new rules to cut and track oil-refinery emissions](#)
- [NapaValleyRegister.com: Air board seeks tougher wood-burning rules](#)
- [MarinIJ.com: Marin home sellers could face fireplace conversion rule by regional air district](#)
- [Blogs.kqed.org: Chevron, Other Refineries Face Tougher Air Quality Rules](#)
- [SFBayView.com: Bay Area residents hold Air District accountable for protecting health and climate from refinery pollution](#)
- [EENews.net: Should projects plan for sea-level rise?](#)
- [NaturalGasIntel.com: California Regulators ID Best Practices, Technologies For NatGas Leak Detection](#)

Public Inquiries by Email

Air District staff responded to the following phone calls and emails from the public:

Phone Calls	158
E-mails	376 (feedback@baaqmd.gov)

Community Events

WSTA Door to Door Danville	1/9/2015	Danville
WSTA Door to Door Rohnert Park	1/9/2015	Rohnert Park
Bel Air Science Fair	2/20/2015	Bay Point
Sunday Streets Embarcadero	3/8/2015	San Francisco
Rigel Health and Transportation Fair	3/10/2015	South San Francisco
City of Dublin St. Patrick's Day	3/14-15/2015	Dublin
San Francisco Citywide Revival	3/17-19/2015	San Francisco
Sonoma County Home and Garden Show	3/20/2015	Santa Rosa

Publications***Annual Report***

Staff began development of the 2014 Annual Report and reviewed draft designs.

Draft text and graphics have been developed and Air District staff is working on layout and editing the document that will be delivered to the Board of Director's in June.

Monitor Newsletter

The League of Women Voters' Bay Area Monitor newsletter included two articles written in consultation with Air District staff: "Taking Local Action on Climate Change," about local climate action plans, and "Soil Storage: Sequestering Carbon Dioxide in Agricultural Land," about the Marin Carbon Project. These articles can be viewed here: <http://bayareamonitor.org/>

Videos

Staff developed a video explaining how the Air District meteorologists call a Winter Spare the Air alert. The video can be viewed here: http://youtu.be/bFjxmqs_8RE
Concepts for additional short simple videos are in development.

Campaigns***Summer Spare the Air***

Air District staff has been preparing for the spring and summer seasons, as well as ordered seasonally appropriate items for summer Spare the Air. Staff worked with contractors to develop new outreach methods and promotional items at the booths during community events.

Air District staff updated the commute tips website and developed a partnership with TomTom, a company that produces navigation and mapping products, to share commute data.

The English and multicultural media buy was approved for mid-March through early May. Limited Spare the Air advertising began at the end of March.

Dates for Spare the Air events were added to the Facebook page.

Winter Spare the Air

28 Winter Spare the Air alerts were called this season. TV, outdoor, online, radio, and multicultural advertisements ran through February. Door-to-door outreach was completed in January; nearly 1,500 homes were reached, with 374 completed surveys.

Air District staff issued a press release with Winter Spare the Air end of season statistics. Contractors provided a comprehensive report on door-to-door outreach conducted during the season and a season summary report in late March.

Air District staff ordered a pull-up display with the Winter Spare the Air infographic for future use.

Air District staff drafted posters and the Frequently Asked Questions document for the wood burning rule workshops. Additionally, staff provided input and suggestions along with Community Engagement and Enforcement for the dry run of the wood burning rule workshop presentation.

Commuter Benefits Program

Air District staff utilized the Spare the Air Employer Program to further promote and message employers of 50 or more to sign up for the Commuter Benefits Program. Compliance reached 39% for Bay Area companies.

Commuter Benefit program messages ran on BART station message boards.

Employer Program

Air District staff reviewed proposed messaging from 511 and met with MTC staff to hear a presentation on Employer Program statistics.

Air District staff coordinated with contractors to plan an Employer Program Pilot event in Hayward.

Spare the Air App

A new vendor began resolving the Spare the Air app's issue with push alerts.

Administrative

Request for Proposal Spare the Air programs

Air District staff reviewed proposals and interviewed candidates for the Spare the Air RFP. A contract team lead by O'Rorke Inc. was selected and approved by the Board for advertising, public relations, social media and surveys for the Spare the Air programs.

Air District Contact Information

Air District staff finalized artwork for a magnet to be used as a giveaway at workshops and events with all Air District contact information.

COMMUNITY ENGAGEMENT – J. ROGGENKAMP, DAPCO**Engagement Programs*****Spare the Air Youth*****• Tuesday, January 6, 2015 – Spare the Air Youth Meeting, MTC**

The Spare the Air Youth committee met on Tuesday, January 6, 2015, at MTC. The committee discussed the remaining Spare the Air Youth program budget, registration numbers and logistics for the Spare the Air Youth's YES Conference. The Spare the Air Youth YES Conference is scheduled for Saturday, February 7, 2015. Staff also participated on the YES Conference planning committee meeting via conference call on Wednesday, January 13, 2015, to further discuss outreach for the upcoming conference.

• Tuesday, January 20, 2015 – Spare the Air Youth Meeting, Conference Call

The Spare the Air Youth committee met on Tuesday, January 20, 2015, via conference call. The committee discussed logistics for the upcoming Spare the Air Youth YES conference. The Spare the Air Youth YES Conference is scheduled for Saturday, February 7, 2015.

• Saturday, February 7, 2015 – Spare the Air Youth's YES Conference, MTC

On Saturday, February 7, 2015, the Air District and MTC staff hosted the Spare the Air Youth's YES Conference. The YES Conference was located at the Joseph P. Bort Metro Center in Oakland. The conference featured over a dozen transit and air quality related workshops, student-led activities and a dynamic student keynote speaker. Over 115 youth attended the conference.

• Tuesday, February 17, 2015 – Spare the Air Youth Meeting, Conference Call

The Spare the Air Youth committee met on Tuesday, February 17, 2015, via conference call. The committee debriefed on the YES Conference and prepared an electronic conference evaluation to send to YES Conference attendees. The Spare the Air Youth YES Conference was held on Saturday, February 7, 2015. Conference information can be found on the Spare the Air Youth's website at www.sparetheairyouth.org.

• Tuesday, March 3, 2015 – Spare the Air Youth Meeting, Conference Call

The Spare the Air Youth committee met on Tuesday, March 3, 2015, via conference call. The committee discussed the Spare the Air Youth evaluation, the extension of Alta Planning's contract and the agenda topics for the upcoming Spare the Air Youth Technical Advisory Committee meeting. The next Spare the Air Youth Technical Advisory Committee meeting is scheduled for Wednesday, March 18, 2015, at MTC in Oakland.

• Wednesday, March 18, 2015 – Spare the Air Youth TAC Meeting, MTC

The Spare the Air Youth Technical Advisory Committee met on Wednesday, March 18, 2015, at MTC. The committee received an update on all the Phase II grant programs funded through the Spare the Air Youth Program; received an update on State and regional active transportation programs; reviewed the final Spare the Air Youth guidebooks and debriefed on the Spare the Air Youth conference held on Saturday, February 7, 2015.

Public Participation Plan Implementation

- **Throughout January to March**, Air District staff continued to work on Implementation strategies, including planning and hosting various workshops for different divisions of the Air District. Staff assisted in providing simultaneous interpretation at workshops. Staff also continued to develop and improve guidance documents for other Air District staff to implement public participation/outreach activities more effectively. Staff worked with different divisions to ensure fliers and workshop materials were consistent and distributed widely; staff also ensured information was posted to the Air District website.
- Air District staff's proposal to present on the Public Participation Plan at the 2015 California Public Information Officers Annual Conference was accepted in late December, 2014. Staff prepared presentation for the CAPIO conference held during the week of April, 13, 2015 in Long Beach, CA.

Spare the Air Resource Team Meetings

- **Wednesday, January 7, 2015 – San Mateo Spare the Air Resource Team Meeting, Redwood City**-- The team met on January 7 at the County Center offices in Redwood City. The team discussed their Active Transportation Incentive Project and ways to promote active modes of transportation around San Mateo County.
- **Thursday, January 8, 2015 – San Jose Green Vision Team Meeting, San Jose** –The team met on January 8, 2015, at San Jose City Hall in San Jose. The team discussed their Commute Challenge Project and how to encourage City of San Jose employees to change their single-occupancy commute mode.
- **Thursday, January 15, 2015 – Contra Costa Spare the Air Resource Team, Walnut Creek** – Team members received a presentation on wood burning, and discussed on-going projects, including the Idle-Free campaign and continued outreach for the Transit & Trails website.
- **Wednesday, January 21, 2015 – Sonoma County Spare the Air Resource Team Meeting, Santa Rosa** – Air District staff presented a Winter Spare the Air overview to the team. Team members also discussed next steps for their Clean Commuter fair project and discussed text updates to the Go Sonoma website.
- **Thursday, January 22, 2015 – Tri-Valley Spare the Air Resource Team Committee Meeting, Pleasanton** –The Committee met to continue discussion on the selection process, timeline and criteria for an award the Tri-Valley team would like to present to a project in the Tri-Valley region that solves an air quality problem or issue. The team discussed possible names for the award and criteria that emphasized innovation and problem solving.
- **Monday, January 26, 2015 – Santa Clara Spare the Air Resource Team, Sunnyvale** –The team met on January 26, 2015, at NetApp's offices in Sunnyvale. The team discussed their ridesharing project and how to encourage Moffett Business Park employees to change their single-occupancy commute mode.

- **Tuesday, January 27, 2015 – Southern Alameda County Spare the Air Resource Team Meeting, Fremont** – The team met at the Fremont City Offices to continue brainstorming and discussing new team project ideas. The team also received a presentation from 511 Rideshare on Park and Ride parking lots.
- **Thursday, January 29, 2015 – Tri-Valley Spare the Air Resource Team Meeting, Pleasanton**–The team met at the Fremont City Offices to continue brainstorming and discussing new team project ideas. The team also received a presentation from 511 Rideshare on Park and Ride parking lots.
- **Tuesday, February 10, 2015 – Tri-Valley Spare the Air Resource Team, Conference Call** – The Committee met via conference call to discuss details of the Tri-Valley Air Quality Impact Award. The Committee and Team are currently developing a Tri-Valley award to be distributed to a local group, organization or business that has devised innovative programs to reduce air pollution. The Committee is currently developing a nomination form, guidelines and determining the process of selection.
- **Friday, February 20, 2015 – Napa County Spare the Air Resource Team Meeting, Napa** – Staff presented a Winter Spare the Air overview to the team. Team members also discussed the migration of the Car Free Website, hosting a Bay Area Commuter Benefits Employer Open House and reviewed data from the Napa County Travel Behavior Study.
- **Friday, March 6, 2015 – Napa Clean Air Coalition, Conference Call** – The committee met regarding the Incentives for Alternative Transportation project and discussed the logistics for the first pilot meeting on March 10. The committee will recognize and award community members who arrive at a community meeting via alternative modes of transit.
- **Tuesday, March 10, 2015 – Santa Clara County Spare the Air Resource Team Meeting, Conference Call** – The committee met via conference call to discuss the ROI study on ridesharing and 511’s web portal on Moffett Business Park’s website. For both projects, the committee discussed next steps and a possible time frame to complete the projects.
- **Thursday, March 12, 2015 – Tri-Valley Spare the Air Resource Team Meeting, Conference Call** – The committee met via conference call to further discuss the Tri-Valley Air Quality Impact Award. Committee members honed in on a logo and call for nominations postcard that can be widely distributed through the Tri-Valley area.
- **Friday, March 13, 2015 – Tri-Valley Spare the Air Resource Team, Conference Call** – The committee met to discuss and decide the logo and informational material regarding the Tri-Valley Air Quality Impact Award.
- **Wednesday, March 18, 2015 – Sonoma County Spare the Air Resource Team Meeting** – The committee met to discuss the Go Sonoma website and the “Clean Commute Fair” projects. For both projects, the committee discussed next steps and a possible time frame to complete the projects.
- **Friday, March 20, 2015 – Tri-Valley Spare the Air Resource Team, Conference Call** – The committee met to finalize the logo and informational material regarding the Tri-Valley Air Quality Impact Award.

Community Meetings

- **Tuesday, January 6, 2015 – Meeting with New School Board Members, San Francisco** – Air District staff attended the swearing-in ceremony for new commissioners of San Francisco Unified School District at the Tenderloin Community School. Staff discussed the YES conference with Superintendent Carranza and Dennis Kelley of United Teachers Association of San Francisco. Approximately 150 educators, students, parents, elected officials and their staff attended the event.
- **Thursday, January 8, 2015 – Alameda Island High School Student Tour, Air District Offices** – Air District staff presented an overview of the Air District, career information as an Air District inspector, and students received a presentation on how mathematics relates to air monitoring. The Air District tour concluded with students able to ask questions related to air quality projects they are working on in class. Approximately 20 students attended the presentation.
- **Thursday, January 8, 2015 – Race, Poverty and the Environment (RP&E) publication release party, Oakland** – Air District staff attended the publication release party of the RP&E journal. Numerous environmental justice organizations published in the journal attended and spoke at the event. Approximately 80 community members attended the event.
- **Friday, January 9, 2015 – Meeting with California State PTA, Oakland** – Air District staff met with the Executive Director of California State PTA as well as PTA District Presidents within the Bay Area to discuss the YES conference. Approximately eight leaders attended the meeting.
- **Friday, January 9, 2015 – YES Outreach and Promotion, Alameda** – Air District staff met with educators, principals and youth program staff at the Alameda Boys and Girls Club, the Academy of Alameda Middle School, Esperanza Community Center, Alameda Unified School District, Encinal High School and Encinal Middle School.
- **Thursday, January 15, 2015 – Presentation to Granada Hills High School, Livermore** – Air District staff presented to students of an Environmental Science class at Granada Hills High School. Staff provided an overview of the Air District, the Spare the Air program and the upcoming YES conference. Approximately 40 students attended the presentation.
- **Thursday, January 15, 2015 – Skyline High School Student Tour, Air District Office** – Air District staff hosted students from Skyline High School from Oakland on January 15. Students received presentations from Community Engagement and Enforcement staff and toured the meteorology room and lab during their visit. Approximately 35 students attended the presentation.
- **Tuesday, January 20, 2015 - YES Outreach and Promotion, San Mateo, Alameda and Sonoma** – Air District staff met with public information officers and education program directors of San Mateo, Alameda and Sonoma County Offices of Education to discuss outreach around the Spare the Air Youth's YES Conference. Staff emphasized outreach to schools within a 5-mile radius of the YES Conference shuttle stops/free transit.

- **Wednesday, January 21, 2015 – Windsor High School ECO2School meeting, Windsor** – Air District staff discussed the upcoming Spare the Air Youth’s YES Conference with members of the ECO2School club and confirmed a YES Conference youth speaker from their group. Staff also provided media training to the youth speaker for an upcoming Spanish language media opportunity staff secured for the conference.
- **Monday, January 26, 2015 – Pinole Valley High School Presentation, Pinole** – Air District staff presented to three Environmental Science classes about the work of the Air District, air monitoring networks, careers and on-going programs. Approximately 90 students received the presentation.
- **Wednesday, January 28, 2015 – Lynbrook High School Air Quality Presentation, San Jose** – Air District staff presented to students of an Environmental Health and Science class at Lynbrook High School in San Jose. Staff provided an overview of the Air District, the Spare the Air program and the upcoming YES conference. Approximately 45 students attended the presentation.
- **Wednesday, January 28, 2015 – Oakland High School Presentation, Oakland** – Air District staff presented to three Environmental Science classes about the work of the Air District, air monitoring networks, careers and on-going programs. Approximately 90 students received the presentation.
- **Thursday, January 29, 2015 – Oakland Tech High School Presentation, Oakland** – Air District staff presented to students at Oakland Tech High School in Oakland. Staff provided an overview of the Air District, career descriptions of Air District staff and promoted the upcoming Spare the Air Youth’s YES Conference. Approximately 100 students attended the presentation.
- **Monday, February 2, 2015 – UNIVISION Live Interview, San Francisco** – Air District staff promoted the YES conference on the Spanish language television morning show, “Al Despertar” alongside the YES student keynote speaker. An estimated 20,000 Bay Area residents view the show.
- **Wednesday, February 4, 2015 – Bayview Hill Neighborhood Association Subcommittee Demolition Meeting, Bayview Hunters Point** – Air District staff attended a meeting of the Bayview Hill Neighborhood Association. The Committee received an update on the demolition of Candlestick Park from the San Francisco Planning Department, discussed dust concerns around Candlestick Park and brainstormed dust mitigation activities.
- **Thursday, February 5, 2015 – Meeting with the Bay Area Environmental Health Collaborative, Air District Office** – Air District staff met with members of the Bay Area Environmental Health Collaborative to provide an overview of the Office of Environmental Health and Hazard Assessment’s revised risk guidelines, the Air District’s work to incorporate the revised guidelines in the Air District’s permitting process and an update on the Air District’s permit notification system.
- **Wednesday, February 11, 2015 – Bayview Hunters Point Toxic Tour, Bayview Hunters Point** – Air District staff attended a tour hosted by the Bayview Hill Neighbors Association.

The tour consisted of environmental concerns in the Bay View Hunters Point community of San Francisco. Approximately 25 people attended.

- **Thursday, February 19, 2015 – CAPIO NorCal Workshop, Sacramento** – Air District staff attended a “Reaching Latino and Ethnic Communities” workshop put on by CAPIO. The workshop provided tips on how to engage Latino and Ethnic communities through events, publications and online. There were guest speakers. Close to 30 government agency representatives attended the event.
- **Wednesday, February 25, 2015 – CAPCOA Public Outreach Committee Meeting, Sacramento** – Air District staff attended the CAPCOA Public Outreach Committee meeting in Sacramento on February 25, 2015. Attendees discussed revisions to the OEHHA Risk Assessment Guidelines, Risk Guidelines and Communications Strategy and received an EPA update on the Proposed Ozone Standard and their upcoming priorities.
- **Thursday, February 26, 2015 – Breakfast with Transportation Champions Meeting, Redwood City** – Air District staff attended a meeting hosted by the Congestion Management Relief Alliance to discuss transportation needs and concerns of San Mateo County residents and employers. The meeting included discussions around commuter transportation improvements, EV charging stations and improved bicycle infrastructure.
- **Thursday, February 26, 2015 – Meeting with Milpitas Residents, Milpitas** – Air District staff organized a meeting between Compliance and Enforcement staff and a few Milpitas residents to discuss odors. The meeting included a discussion of the odors surrounding the Milpitas area, the Air District’s odor complaint line and protocol on how odor complaints are handled by Air District staff.
- **Friday, February 27, 2015 – SCAQMD Environmental Justice Discussion, Los Angeles** – Air District staff attended a daylong conference of community and civic leaders as well as environmental justice advocates and South Coast Air District staff. Staff participated in workshops that highlighted ways in which public agencies can better collaborate with local communities and respond to resident concerns. Over 250 people attended the event.
- **Tuesday, March 3, 2015 – Conference call with The Berkeley Group** – Air District staff answered questions as part of a “Community Health Needs Assessment” from a group of UC Berkeley students about health issues in Contra Costa County. Air District staff discussed different Air District programs that aim to protect public health.
- **Monday, March 9, 2015 – Newby Island Landfill Tour, Milpitas** – Air District staff attended a tour of the Newby Island Landfill in Milpitas. Air District staff spoke with Newby Island representatives to discuss Newby’s next steps in engaging the community in the coming weeks.
- **Friday, March 13, 2015 – Meeting with Milpitas Residents, Milpitas** – Air District staff organized a meeting between Compliance and Enforcement staff and a few Milpitas residents to discuss odors. The meeting included a discussion of the odors surrounding the Milpitas area, the Air District’s odor complaint line and protocol on how odor complaints are handled by Air District staff.

- **Monday, March 16, 2015 – Lynbrook High School student job shadowing, Air District Office** – Two Lynbrook High School students visited the Air District as part of their job shadowing program. Air District staff discussed available careers at the Air District, led the students on a tour of the lab and meteorology room as well as the board room. The students also watched the stationary source committee board meeting.
- **Refinery Emissions Tracking and Mitigation Workshop** – Air District staff organized and facilitated the Regulation 12-Rule 15 and Regulation 12-Rule 16 public workshops; staff heard public comment and feedback from approximately twenty-five attendees at each workshop. Overall, approximately 75 individuals attended each workshop. Written comments were also submitted.
 - **Monday, March 16 – Benicia**
 - **Tuesday, March 17 – Richmond**
 - **Wednesday, March 18 – Martinez**
 - **Friday, March 20 – Air District Office/Webcast**
- **Wednesday, March 18, 2015 – Meeting with Booth Family, Napa** – Air District staff organized a meeting with the Booth Family who are a part of “Save Our Skyline” in Napa County. The meeting included a discussion about the Syar Rock Quarry and its expansion plans which threaten a community hospital, the school district and a large open space/county park area.
- **Thursday, March 19, 2015 – Niles Rotary Club Presentation, Fremont** – Air District staff presented on general air quality issues in the Bay Area and answered questions regarding air quality in Southern Alameda at the Niles Rotary Club; approximately 70 individuals attended.
- **Wednesday, March 25, 2015 – Wood Burning Rule Workshop** – Air District staff initiated this rule update workshop by organizing and facilitating the first of nine public workshops held in Morgan Hill. Staff heard public comment and feedback from approximately 40 attendees. Overall, approximately 100 individuals attended the workshop. Written comments were also submitted.

PLANNING AND CLIMATE PROTECTION DIVISION – H. HILKEN, DIRECTOR

Climate Protection Program

Air District staff established a new Climate Protection Section within the Planning and Climate Protection Division. This new Section will coordinate Air District climate activities and lead implementation of the 10-point climate work program. Recruitment for a Section Manger was initiated. Air District staff continued work on the development of the Regional Climate Protection Strategy (RCPS), including convening nine gap analysis meetings with outside experts in the nine economic sectors being analyzed and evaluating and incorporating input received at these meetings. Staff provided an update on the development of the RCPS to the California Council on Environmental and Economic Balance. Staff made a presentation on the Air District’s climate protection program to members of SPUR and the Northern California chapter of the American Planning Association as part of a panel entitled *Planning for Low-Carbon Communities*. Staff met with representatives from the Singapore Ministry of Environment and

Water Resources to discuss the Air District's Climate Protection Program and GHG fee on stationary sources. Staff participated in meetings of the CAPCOA Climate Protection Committee (CPC) and the Adaptive Management subcommittee of the CPC. Staff continued to work with UC Berkeley researchers to gather emissions and activity data needed for preparing a consumption-based GHG emissions inventory for the Bay Area. Staff participated in a meeting featuring a presentation on California Policy Impacts on GHG Trajectories/Forecasting GHG Emissions, presented by Dr. Jeffery Greenblatt at Lawrence Berkeley National Laboratory.

Air Quality Planning Program

Air District staff continued work on the 2015 Clean Air Plan update (CAP), including reviewing and editing draft control measures, reviewing new emissions inventory data to be included in the CAP, and coordinating with Modeling re the modeling needs of the 2015 Clean Air Plan. Staff continues implementation of the District's CEQA Guidelines. Staff provided a CEQA comment letter to the City and County of San Francisco on the HOPE San Francisco Master Plan DEIS/DEIR and the City of Richmond on the Richmond Terminal Neat Ethanol Project Initial Study. Staff continued working on the draft of the Planning Healthy Places document, discussed the draft with regional agency partner staff, and worked with ABAG staff regarding the implementation of Priority Development Projects. Staff coordinated with the Metropolitan Transportation Commission (MTC) staff and consultant to finalize the survey questionnaire that will be used to survey Bay Area employees on the effectiveness of the Commute Benefit Program (Regulation 14-1) in reducing motor vehicle trips and emissions. Staff met with MTC staff and provided suggestions regarding the air quality and climate indicators to be included in Phase 2 of the MTC "Vital Signs" initiative which will track progress toward key transportation, land use, environmental, and economic goals in the region.

Exposure Assessment and Emissions Inventory Program

Community Air Risk Evaluation (CARE)

Air District staff participated in a meeting with the Bay Area Environmental Health Collaborative (BAEHC) to discuss public notification of permit applications and updates to risk assessment methodology based on new guidance from CalEPA's Office of Environmental Health Hazard Assessment. On January 26th, staff participated in a meeting with San Francisco staff, Golden Gate University representatives, and Bayview/Hunters Point community members to discuss the Candlestick Park demolition and construction dust. Staff assisted with review of various environmental documents. Staff participated in a meeting hosted by the Public Health Institute to advise on a field deployment of low-cost aerosol sensors by a coalition of researchers and community members in Imperial County, CA. Staff met with Dr. Edmund Seto (University of Washington) to discuss upcoming deployments of low-cost air pollution sensors in Western Alameda County by Dr. Seto's research team.

Emissions Inventories

Air District staff continued to provide emissions data and otherwise support various Air District programs, including: providing greenhouse gas (GHG) emissions by sector to support the gap analyses in the Regional Climate Protection Strategy; providing GHG information to the San Mateo City/County Association of Governments to assist cities in San Mateo County develop city-level GHG inventories; providing motor vehicle emissions inventory information to San Francisco staff for their Climate Action Plan; providing draft charts and tables for criteria pollutants and GHGs for the 2015 Clean Air Plan; assisting Rule Development staff in gathering emission inventory data for years 2011-2013 for Bay Area refinery sources; and providing

emissions inventory information for the Air District's Annual Report. Staff coordinated with Engineering Division staff to respond to questions from U.S. EPA on emissions and stack parameters for District facilities for the 2011 National-Scale Air Toxics Assessment. Staff reviewed methane estimates developed for the Bay Area by Lawrence Berkeley National Laboratory (LBNL) researchers and compared them to estimates prepared by the District. Staff met with Dr. Jeffery Greenblatt of LBNL to discuss his research on forecasting GHG emissions in California under different policy scenarios. Staff participated in CARB's State Implementation Plan (SIP) Inventory Working Group conference call. Staff updated the Emissions Inventory section of the District's web site to include updated information and links to new emissions inventory reports. Staff continued work on an updated emissions inventory reporting platform, improving methods for reporting emissions and using modern software tools.

Research and Modeling Program

Air District staff continued to assist with the 2015 Clean Air Plan (CAP) update, including continuing work on Bay Area 2012 and 2013 particulate matter (PM) and ozone air quality simulations and updating the Multi-Pollutant Evaluation Method. Staff continued to assist staff of the Rule Development Section with technical evaluation of the refinery emissions reduction strategy. Staff participated in several conference calls with staff from CARB and several air districts to discuss emissions estimates to be used in ozone and PM SIP/CAP modeling. Staff provided assistance to staff in the Meteorology, Measurement and Rules Division in the preparation of the Air Monitoring five-year assessment report to US EPA. Staff assisted the Advisory Council in finalizing the October report and preparing a summary presentation to the Board of Directors. Staff gave a presentation to District staff on the public health impacts of ultrafine PM. Staff presented the automated AERMOD meteorological input preparation program to staff of the Engineering Division. Staff prepared a poster presentation on the impacts of intercontinental transported ozone on local air quality for the Transboundary Ozone Pollution Conference held at Yosemite.

STRATEGIC INCENTIVES – A. FOURNIER, DIRECTOR

Carl Moyer Program (CMP)

- Staff participated in the following meetings:
 - CAPCOA Grants committee meetings, 1/14, 2/11, & 3/11.
 - Rodeo Hercules Fire District to discuss possible grant funding opportunities, 1/27.
 - IGX/Luxfer GTM Group to discuss their Hydrogen Fueling Services and equipment, 1/28.
 - Trinity Technologies to discuss possible changes to the CMP online application system, 2/24.
 - CMP funding opportunities for the Caltrain electrification project with ARB, 3/4.
 - Caltrain discussion on potential CMP/MSIF funding for electrification project, 3/24.
- Staff submitted a request to ARB for the disbursement of \$6,450,285 in Year 16 project funds, 2/27.
- Staff emailed Voucher Incentive Program (VIP) program materials to ~1,500 Bay Area truckers to inform them of available grant funding, 3/3.
- Staff attended ARB training on Off-Road Diesel Vehicle Regulation in San Jose, 3/25.

ARB/DoF Audit:

- Auditors from the California Department of Finance (DoF) were onsite to start their file review as part of the ARB/DoF audit of the District's state-funded grant programs, 1/20.
- Staff worked with auditors from the DoF as they continued their onsite file review process, 3/9 – 3/13.
- Staff discussed the District's internal controls for grant programs with DoF auditors, 1/12.
- ARB auditors went over the latest round of program questions from their file review, 1/12, 1/27, 2/10, 2/24, & 3/24.

SB513 (Beall):

- SB 513 was introduced by Senator Jim Beall to amend/update the CMP and AB 923 (MSIF) programs, 2/26.
- Staff participated in the CAPCOA/ARB Tactical group meeting to discuss CMP legislative changes, 1/20, 3/5, 3/12, & 3/19.
- Staff participated in the SB 513 Stakeholder meeting, 3/12.
- Staff worked with ARB and SCAQMD staff to draft the factsheet and FAQ documents in support of SB513.

Goods Movement Program (GMP)

- In total, staff contracted 50 truck projects for the TFCA-funded program and 288 truck projects for the (I-Bond) GMP. Through the end of this quarter, more than 48% of these projects have been completed and paid.
- This quarter, inspectors completed 19 inspections for TFCA and GMP truck replacement projects.
- Staff participated in statewide conference calls with ARB and other air districts on 1/21, 2/18, 2/19, & 3/18.
- Staff issued more than 1,300 annual report requests to grantees (including YR4 grantees that completed their projects during 2014) and by the end of this quarter had received an overall return of 79.3% of these reports.
- Staff participated in the West Coast Collaborative Goods Movement webinar, 3/3.

Grant Development

- Staff participated in the following meetings:
 - West Coast Collaborative Steering Committee members conference call to discuss DERA and the WCC work plan, 1/8.
 - ARB workshop on the 2015/16 AQIP Funding Plan, 1/23.
 - Rule development working group meeting regarding the Back-Up Generator (BUG) rule, 2/2.
 - Meeting with representatives from Sandia Labs and the Red & White ferry service to discuss a possible future fuel cell ferry demonstration, 2/11.
 - ARB conference call on AB118/Low Carbon Transportation Fund (LCTF) FYE 2016 heavy-duty project investments, 2/17.
- Staff worked Advanced Vehicle Marketing, Motiv Power Systems, and Sinoev Technologies to submit a proposal for \$3 million to the CEC to demonstrate two battery-electric Over-the-Road-Buses to shuttle Genentech and Facebook employees, 2/20.

- Super Bowl:
 - Mobile fuel cell power discussion for Super Bowl 50, 1/7.
 - Super Bowl Host Committee, sustainability meeting, 3/19.

- Alternative and Renewable Fuel and Vehicle Technology Program:
 - Staff participated in the CEC workshop, 1/28.
 - Staff drafted and the APCO signed a letter of support for Caterpillar's proposal to the CEC Medium- and Heavy-Duty Advanced Vehicle Technology Demonstration solicitation, 2/3.

- ARB FYE2015 Cap & Trade Solicitations - Staff continues to work with interested stakeholders to identify a project team that will submit an application to ARB for Cap & trade funding (solicitations not yet released).
 - Staff participated in a California Hydrogen Business Council conference call on ARB's upcoming solicitations, 1/8.
 - *Zero-emission drayage truck demonstration projects (\$25 million available state-wide):*
 - Staff held a conference call with SCAQMD staff to discuss partnering on the solicitation, 1/15.
 - Staff held conference calls regarding the solicitation with representatives from Kenworth Trucks R&D (3/19), BAE Systems (3/20), Ballard Power Systems (3/20).
 - Staff presented an overview of the solicitation to the Truckers Working Group at the Port of Oakland and invited trucking companies to partner with the District on a proposal, 3/23.
 - *Zero-emission truck & bus pilot demonstration projects (\$25 million available state-wide):*
 - Staff met with representatives from the Center for Transportation and the Environment (CTE), SCAQMD, and bus manufacturer, New Flyer, to discuss the upcoming release of an ARB advanced transit bus demonstration solicitation, 1/22.
 - ARB and MTC staff to discuss opportunities for zero-emission bus projects and the availability of ARB Cap & Trade funding, 3/5.
 - ARB Zero-emission truck and bus pilot work group, 3/13.
 - *Zero-emission multi-source facility demonstration projects (\$25 million available state-wide):* Staff met with representatives from Sandia Lab and Hyrdogenics to explore possible proposals for the upcoming ARB Multi-Source Facility Demonstration solicitation, 1/29.

- CA Department of Food and Agriculture (CDFA) Dairy Digester Development Program:
 - Staff participated in a workshop on the CDFA solicitation, 1/27.
 - Staff worked with EMG International to submit a \$900,000 proposal to the California Department of Food and Agriculture to construct a dairy digester that would reduce methane emissions and generate renewable natural gas at the Straus Creamery, 2/23.

- *DOE Fleets & Workplace Alternative Fuels Project:*
 - CALSTART presented and staff participated in an Electric Vehicle Workplace Charging webinar that reported on the findings in the deliverable, Employer EV Incentives report, 1/27.
 - Received the final ATTE Training Report from San Diego Miramar College, 2/6.
 - Deadline for completion of project, 1/31. Final report on project due by 5/1.
- *CEC Microgrid Project at John Muir Hospital:* Air District's partner, Charge Bliss, received notice that the team was awarded \$4,776,171 million in CEC funds to demonstrate a microgrid at the John Muir Hospital, 3/12.
- *Commercial Lawn & Garden Equipment Exchange Program*
 - Staff held a conference call with Mean Green Mowers to discuss participation in the commercial lawn & garden exchange program, 3/18.
 - Staff held a conference call with our partners from Alameda and Contra Costa Counties to discuss the program website, application, and webinar, 3/19.

Lower-Emission School Bus Program (LESBP)

- During this quarter, payments totaling \$4,701,683 were made to replace CNG tanks on 18 public school buses, retrofit 15 school buses, and replace 25 public school buses.

TFCA

- *County Program Manager Fund:*
 - Staff attended the CMA Directors meeting in San Mateo, 1/30.
 - Staff attended the Bay Area CMA Directors meeting in San Jose, 3/27.
- *Regional Fund:*
 - Draft FYE 2016 TFCA Regional Policies were issued for public comment, 2/17.
 - Public comment period for Draft FYE 2016 Policies & Evaluation Criteria closed 3/23.
- *Plug-in Electric Vehicle (PEV) Program:*
 - Staff submitted a monthly progress report to the CEC for the Bay Area Corridor Charging Expansion Project, 1/12, 2/10, and 3/10.
 - Staff conducted an application webinar on the PEV Rebate Program for Public Agencies, 1/21.
 - Staff held conference call meetings with representatives from the PEV Collaborative to discuss opportunities to advance charging infrastructure deployment at multi-dwelling units and workplaces:
 - * Workgroup meeting 1/13;
 - * Co-chair meetings, 1/13, 2/11, 2/19, 2/24, 3/4, 3/18; and
 - * Multifamily Unit Dwelling (MuD) contractor meetings, 1/27 and 2/24.
 - Staff attended the PEV Collaborative members meeting at UCLA, 3/10.
 - Staff held a meeting with representatives from the German Federal Delegation and San Francisco's Department of the Environment to exchange best practices to accelerate PEV adoption, 1/21.

- Staff held an informational exchange via conference call with a representative from the Commonwealth of Massachusetts to discuss the process and assumptions the Air District used to develop the Bay Area PEV Readiness Plan, 2/13.
- Staff attended a webinar on an update on the "Advanced Plug-In Electric Vehicle Usage and Charging Behavior (ARB contract 12-319)," which is a research project with UC Davis to collect and analyze longitudinal and spatial in-use vehicle data from households that own PEVs, 2/25.
- Alternative Fuel Infrastructure:
 - Staff held an informational stakeholder workshop meeting to discuss program requirements, the application process, and application evaluation criteria, 2/25.
 - The deadline to submit proposals under the Alternative Fuel Infrastructure Projects program closed 3/9. Six applications requesting a total of \$2.7 million were submitted.
 - Staff presented Options for Installing PEV Chargers and Bike Share and Bike Parking at the Greening Berkeley Symposium, 3/12.
 - Staff issued draft PEV charging station grant program requirements for public comment, 3/13.
 - Staff held a public comment workshop to discuss the draft PEV charging station program requirements, 3/25.
 - A contract was executed for the facilitation of the Bay Area PEV Coordinating Council (EV Coordinating Council) and meetings were held with the new facilitation team - Kearns & West, 3/19, 3/27.
- Electronic Bike Lockers:
 - Staff met with representatives from City Car Share to discuss the requirements of the electronic bicycle locker program, 1/5.
 - For FYE 2015, nine applications requesting a total of \$530,000 in funding were received and \$505,000 in funding was awarded to eight applicants. Two agreements are fully executed, five agreements are awaiting project sponsor's signature, one is awaiting SID Director signature, and one application was withdrawn, 3/18.
 - Of the ten FYE 2014 projects that were approved for funding, nine have executed contracts and one is awaiting project sponsor's signature, 3/18.
- Bike Rack Voucher Program (BRVP):
 - The application deadline for the Year 2 cycle was extended to 5/22.
 - For Year 2, thirteen applications requesting a total of \$60,006 in funding have been received, 3/18. Of the thirteen, nine were awarded vouchers, one was not an eligible entity, and three are still under review, 3/18.
- Bike Share:
 - Staff participated in a conference call with the Partner Working Group representatives to discuss local issues, contract implementation issues, and strategic marketing and outreach, 12/31, 1/7, 1/14, 1/28, 2/4, 2/11, 2/18, 2/25, 3/4, 3/11 & 3/18.
 - Staff participated in a conference call with representatives from Alta Bicycle Share/Motivate (Motivate) and MTC to discuss contract administration and implementation issues, the strategic marketing plan, operations, and invoicing, 1/6, 1/12, & 1/13, 1/21 & 1/27, 2/5 & 2/10, 2/17, 2/24, 3/2.
 - Staff met with Post-Pilot Working Group representatives to discuss future concepts for the system, 1/13.

- Staff participated in the North American Bike Share Association (NABSA) conference calls and webinars on helmet sharing, 2/11, and “An Overview of Payments for the Bike Share Market,” 2/18.
 - Staff participated in a conference call with representatives from Motivate and MTC to discuss invoicing, 3/4.
 - Staff participated in a meeting with Jay Walder, CEO of Motivate, and other representatives from Motivate and MTC, to discuss the expansion of Bay Area Bike Share and ongoing contractual issues, 3/12 & 3/13.
 - Staff participated in a conference call with representatives from Motivate to plan for the 500,000th ride event and press release, 3/13.
 - Statistics from 8/29/13 to 4/2/15: Active Accounts (Annual and 30-Day) – 3,934, Annual Memberships sold – 6,025, 30-day Trial Memberships sold – 386, Casual Memberships sold – 41,585, and System Wide Trips – 515,850.
- Shuttles/Ridesharing:
 - All of the eight FYE 2015 Shuttle and Ridesharing projects recommended for award have had their contracts executed, 4/6.
 - Staff met with Bay.org representatives to discuss their BayBus proposal, 2/11.
 - Staff participated in a conference call with MTC representatives to discuss opportunities for coordinating our incentive programs for shuttles and vanpools, 2/17.
 - Staff met with representatives from PCJPB, SCVTA, and SJRRC to discuss the proposed language for TFCA Regional Fund policy 28.d (Shuttle/Feeder Bus services, duplication), 3/26.

METEOROLOGY, MEASUREMENT AND RULES – E. STEVENSON, DIRECTOR

Air Quality

There were six exceedances of the national $35 \mu\text{g}/\text{m}^3$ $\text{PM}_{2.5}$ standard during the 1st quarter of 2015. All of the exceedances were in January which was extremely dry due to prolonged high pressure over California. In fact, there were only two significant storms that moved through California during the first quarter (February 6-9, 2015 and March 22-23, 2015). San Francisco recorded 1.59 inches of rainfall during the 1st quarter of 2015 and it was the driest on record. Seventeen Winter Spare the Air Alerts were issued for the quarter.

During the winter season of 2014-15, there were 23 Winter Spare the Air Alerts issued and 6 days over the standard. In the winter of 2013-2014, there were 30 Winter Spare the Air Alerts and 15 days over the standard.

Air Monitoring

Thirty-one air monitoring sites were operational from January through March 2015. Ozone monitors at Hayward, San Martin, Gilroy, Los Gatos, San Ramon, and Fairfield were shut down on December 1st during the low ozone season, as allowed under a waiver granted by the EPA, and resumed operation on April 1, 2015.

The Lease Agreement between San Mateo County and the District allowing the siting of lead samplers at the San Carlos Airport was finalized and work was completed on the relocation of the Lead Samplers. Airport Lead sampling resumed at the end of March. Sampling at the airport had

been discontinued in 2013 when the previous lease agreement expired and the property owner declined to renew.

In March, Air District staff assisted Dr. Marc Fischer from Lawrence Berkeley Laboratory with the deployment of a series of Greenhouse Gas Samplers as part of a study being performed to help determine the contribution of Methane from leaking natural gas infrastructure. These samplers will run through April and May.

The Air Monitoring Section, in cooperation with Phil Martien from the Planning Division, has been researching instrumentation for the measurement of Greenhouse Gases. This effort is part of the design process for the implementation of Greenhouse Gas Emissions Monitoring as mandated in the District's 10-Point Climate Action Work Program. This research and design effort is being led by Air Monitoring Section intern Abhinav Guha whose PhD dissertation involved source apportionment of Greenhouse Gases in California's Central Valley.

Rule Development Program

In December of 2014, the Board of Directors approved a refinery emissions reduction strategy. Staff is implementing this strategy through a three-phase rulemaking effort, detailed below. The initial technical work for the first two phases was completed during this quarter.

Refinery Strategy Phase 1: New Rule 9-14: Coke Calcining

- This draft rule will go to workshop in the second quarter of 2015.
- Substantially reduce sulfur dioxide (SO₂) emissions from the largest stationary SO₂ source in the Air District.
- About one third (1/3) to one half (1/2) of the SO₂ converts to fine particulate matter (PM_{2.5}) in the atmosphere. So, reducing SO₂ reduces PM_{2.5} as well.

Refinery Strategy Phase 2: Four Rulemaking Efforts

- Initial Report and Concept Papers released to stakeholders for review in April 2015.
- Workshops will incorporate feedback from concept papers and will be held in the Summer 2015.
- New Regulation 6-5: Fluid Catalytic Cracking Units (Part 1)
 - Limit ammonia slip from FCCUs.
 - Minimize overall particulate matter (PM) emissions by limiting formation of condensable PM.
- Amend Regulation 8-18: Equipment Leaks
 - Reduce reactive organic gas, toxic air pollutants and methane from refinery equipment by improving leak detection and repair programs.
- Amend Regulation 9-1: Sulfur Dioxide
 - Reduce SO₂ from refinery combustion sources by limiting sulfur content of refinery fuel gas.
 - Reduce SO₂ emissions from sulfuric acid plants.
- Amend Regulation 11-10: Toxic and Organic Gas Emissions from Cooling Towers
 - Reduce reactive organic gas, toxic air pollutants and methane emissions from cooling towers by requiring best practices for leak detection and repair for all cooling towers.

Refinery Strategy Phase 3: Three additional rulemaking efforts

- These efforts require additional technical work and will be pursued immediately after the Phase 2 rulemakings.
- Amend Regulation 6-5: Fluid Catalytic Cracking Units (Part 2)
 - Minimize PM emissions from FCCUs.
 - Significantly reduce SO₂ emissions from FCCUs.
- Amend Regulation 9-1: Sulfur Dioxide (Part 2)
 - Reduced SO₂ emissions from sulfur plants to the extent that it is feasible.
- Amend Regulation 9-9: Stationary Gas Turbines
 - Reduce nitrogen oxide emissions from some gas turbines (reductions primarily at refineries).

Greenhouse Gas Rulemaking Efforts

Staff has also begun work on rules to reduce emissions of methane and black carbon, two key greenhouse gases. The initial black carbon rule will be for backup generators, which are also a key source of toxic emissions. Staff is also working with the Air Resources Board and the California Public Utility Commission to limit methane leaks from PG&E natural gas distribution network. And staff is evaluating other opportunities to reduce emissions from other methane sources such as landfills and capped oil and gas wells.

Performance Evaluation

The Performance Evaluation Group conducted EPA-mandated performance audits at 10 District air-monitoring stations, verifying 44 separate parameters during the 1st Quarter of 2015. The National Air Quality System Database was updated with all the audit results. Three meteorological sites were audited and calibrated; additionally, repairs were made at three other meteorological sites.

Ground Level Monitoring (GLM) network audits of Hydrogen Sulfide (H₂S) and Sulfur Dioxide (SO₂) monitors were conducted at sites in the vicinity of Phillips Carbon Plant, Phillips 66 SFAR, Shell, Chevron, Valero and Tesoro refineries. Audits were performed at 20 monitoring locations and 34 gas analyzers were tested. Instruments at all GLM locations passed the District's performance criteria.

The Performance Evaluation Group's 3071 Research Drive offices in Richmond were vacated 2/28/15; being consolidated into the Source Test offices at 3033 Richmond Parkway in Richmond.

The Performance Evaluation Group was asked to assist the Compliance and Enforcement Division with conducting ambient monitoring in the vicinity of Zero Waste Energy Development Company, San Jose / Santa Clara Wastewater Treatment District and Republic Services Landfill on Newby Island. This was accomplished by using the existing episode response van, and by temporarily modifying the through-the-probe auditing van to be used as an episode response van. This ambient monitoring occurred the last two days of this quarter, and will likely continue into the next quarter.

Laboratory

In addition to routine ongoing analyses, two air samples from inside and outside the MRF near food waste receiving area of Newby Island Organics, Milpitas were analyzed for hydrocarbons and Total Reduced Sulfur (TRS).

Also, as of January 1, 2015, the lab has begun to analyze all the Air District’s SASS Network filters. The work had been previously performed by a contract lab.

Laboratory	
Sample Analyzed	1273
Inter-Laboratory Analyses	1

Source Test

The Source Test Section continued participation in the Air District’s Rule Development efforts on Regulation 9, Rule 14 (Coke Calcining), revisions to Regulation 6, Rule 1 (General Particulate Matter Requirements) and Regulation 12-15 (Refinery Emissions Tracking); as well as providing assistance in formulating new methodologies for testing cooling towers.

Workgroup activities include rule development for PM_{2.5} testing at refineries and approving Regulation 9, Rule10 (NOx and CO from Boilers, Generators and Process Heaters at Refineries) CEM installation protocols for Tesoro, Valero, Chevron and Phillips 66 refineries.

Evaluation of EPA’s Method 201A and revisions to Method 202 for particulate particle size sampling also continues.

Source Test is assisting Engineering, Enforcement and Legal to quantify the VOC emissions from Tesoro’s Alkylation Unit. In addition, the Source Test Section is assisting the Enforcement and Engineering Divisions in establishing analytical criteria for evaluating CEM data of a mercury monitor at Lehigh as well as providing input on source tests performed at this site while CEMS verification continues.

Routine Source Test Sections duties continued which includes:

- Performance of Continuous Emissions Monitoring (CEM) Field Accuracy Tests on monitors installed at large source emission points.
- Performance of source tests to determine emissions of precursor organic compounds, filterable particulate matter and toxic air contaminates.
- Performance of tests to assess the compliance status of gasoline cargo tanks, gasoline dispensing facilities, gasoline terminal loading and vapor recovery systems.
- Evaluation of independent contractor conducted source tests to determine report acceptability and source compliance.

- The Phillips 66 Rodeo Refinery's open path monitor monthly reports for December, January, and February were reviewed.

STATISTICS

Administrative Services:**Accounting/Purchasing/Comm.**

General Checks Issued	1,283
Purchase Orders Issued:	594
Checks/Credit Cards Processed	4,794
Contracts Completed	106
RFP's	6

Executive Office:

Meetings Attended	199
Board Meetings Held	3
Committee Meetings Held	14
Advisory Council Meetings Held	3
Hearing Board Meetings Held	2
Variances Received	1

Information Systems

New Installation Completed	9
PC Upgrades Completed	0
Service Calls Completed	911

Human Resources

Manager/Employee Consultation (Hrs.)	350
Management Projects (Hrs.)	400
Employee/Benefit Transaction	500
Training Sessions Conducted	12
Applications Processed	565
Exams Conducted	9
New Hires	9
Promotions	6
Payroll Administration (Hrs.)	600
Safety Administration	150
Inquiries (voice/telephone/in-person)	4,000

Facility /Vehicle

Requests for Facility Services:	210
Vehicle Request(s)/Maintenance:	41

Compliance Assistance and Operations Program

Asbestos Plans Received	1,567
Coating and other Petitions Evaluated	11
Open Burn notifications Received	1,036
Prescribed Burn Plans Evaluated	7
Tank/Soil Removal Notifications Received	25
Compliance Assistance Inquiries Received	87
Green Business Reviews	17
Refinery Flare Notifications	96

Compliance Assurance Program

Industrial Inspections Conducted	1,318
Gas Station Inspections Conducted	195
Asbestos Inspections Conducted	496
Open Burning Inspections Conducted	17
PERP Inspections Conducted	35
Mobile Source Inspections	250
Grants Inspections Conducted	279

Engineering Division:

Annual Update Packages Completed	1,589
New Applications Received	243
Authorities to Construct Issued	161
Permits to Operate Issued	249
Exemptions	2
New Facilities Added	97
Registrations (new)	13

Communications and Outreach:

Presentations Made	53
Responses to Media Inquiries	126
Press Releases & Advisories	26
Events staffed with Air District Booth	8
Visitors (District Tour)	11

STATISTICS (continued)

Compliance and Enforcement Division:

Enforcement Program

Violations Resulting in Notices of Violation	245
Violations Resulting in Notice to Comply	41
New Hearing Board Cases Reviewed	2
Reportable Compliance Activity Investigated	92
General Complaints Investigated	2,452
Smoking Vehicle Complaints Received	661
Woodsmoke Complaints Received	2,809
Mobile Source Violations	26

Technical Services:

1st Quarter 2015 Ambient Air Monitoring

Days Exceeding Nat'l 24-hour PM _{2.5} Std.....	6
Days Exceeding Nat'l 24-hour PM ₁₀ Std.....	0
Days Exceeding State 24-hour PM ₁₀ Std.....	0
Days Exceeding the Nat'l 8-hour Ozone Std.....	0
Days Exceeding the State 1-hour Ozone Std.....	0
Days Exceeding the State 8-hour Ozone Std.....	0

Ozone Totals, Year to Date 2015

Days Exceeding State 1-hour Ozone Std.....	0
Days Exceeding Nat'l 8-hour Ozone Std.....	0
Days Exceeding State 8-hour Ozone Std.....	0

Particulate Totals, Year to Date 2015

Days Exceeding Nat'l 24-hour PM _{2.5} Std.....	6
Days Exceeding the Nat'l 24-hour PM ₁₀ Std.....	0
Days Exceeding State 24-hour PM ₁₀ Std.....	0

PM_{2.5} Winter Season Totals for 2014-2015

Days Exceeding Nat'l 24-hour PM _{2.5} Std.....	6
---	---

1st Quarter 2015 Agricultural Burn Days

Jan.-Mar. Permissive Burn Days – North.....	46
Jan.-Mar. No-Burn Days – North.....	44
Jan.-Mar. Permissive Burn Days – South.....	50
Jan.-Mar. No-Burn Days – South.....	40
Jan.-Mar. Permissive Burn Days – Coastal.....	52
Jan.-Mar. No Burn Days – Coastal.....	38

Laboratory

Sample Analyzed.....	1,273
Inter- Laboratory Analyses.....	1

Technical Library

Titles Indexed/Cataloged.....	0
Periodicals Received/Routed.....	0

Source Test

Total Source Tests.....	64
Pending Source Tests.....	1
Violation Notices Recommended.....	7
Contractor Source Tests reviewed.....	3,503
Outside Test Observed.....	34
Violation Notices Recommended After Review...	16

Continuous Emissions Monitoring (CEM)

Indicated Excess Emission Report Eval.....	11
Monthly CEM Reports Reviewed.....	129
Indicated Excesses from CEM.....	9

Ground Level Monitoring (GLM)

Jan.-Mar. Ground Level Monitoring SO ₂ Excess Reports.....	0
Jan.-Mar. Ground Level Monitoring H ₂ S Excess Reports.....	19

These facilities have received one or more Notices of Violations
Report period: January 1, 2015 – March 31, 2015

Alameda County				
Status				
Date	Site #	Site Name	City	Regulation Title
1/21/2015	X0471	Carlos/Maria Flores	Castro Valley	Particulate Matter & Visible Emissions
1/21/2015	X0470	Horacio/Ruth Huajardo	Castro Valley	Particulate Matter & Visible Emissions
1/13/2015	X0231	Recipient	Castro Valley	Particulate Matter & Visible Emissions
2/2/2015	X0698	Xtra Oil Company	Castro Valley	Gasoline Dispensing Facilities
1/12/2015	X0167	Michael Oneal	Fremont	Particulate Matter & Visible Emissions
1/20/2015	X0397	Recipient	Fremont	Particulate Matter & Visible Emissions
3/12/2015	V6717	ARCO Service Station	Hayward	Gasoline Dispensing Facilities
3/12/2015	X1491	ARCO Service Station	Hayward	Gasoline Dispensing Facilities
2/2/2015	X0691	Casey-Fogli Concrete Contractors, Inc	Hayward	No Authority to Construct; No Permit to Operate
3/3/2015	X1297	Contractors Chemical, Inc	Hayward	Public Nuisance
3/12/2015	V6719	Quick Gas N Shop	Hayward	Gasoline Dispensing Facilities
1/20/2015	X0378	Barberick Family Trust	Livermore	Particulate Matter & Visible Emissions
1/29/2015	X0377	Julie/Glenn Cox	Livermore	Particulate Matter & Visible Emissions
1/20/2015	X0398	Kathy/Rowan Tucker	Livermore	Particulate Matter & Visible Emissions
3/12/2015	C9920	KPM Carwash Corporation - Asgar	Livermore	Gasoline Dispensing Facilities
1/21/2015	X0468	Susan/William Lytle	Livermore	Particulate Matter & Visible Emissions
1/7/2015	X0095	Christine Solley/Claudette Fountain	Oakland	Particulate Matter & Visible Emissions
2/5/2015	E1279	Gaylord's Caffe Espresso	Oakland	No Permit to Operate
3/13/2015	A0030	Owens-Brockway Glass Container Inc	Oakland	Particulate Matter & Visible Emissions
1/7/2015	E0514	Raybern Foods,LLC	Oakland	Failure to Meet Permit Conditions
1/7/2015	X0084	Mark/Dorothea Baldwin	San Leandro	Particulate Matter & Visible Emissions
1/7/2015	X0082	Raymond/Deborah Vincent	San Leandro	Particulate Matter & Visible Emissions
2/2/2015	X0696	San Leandro Gas & Car Wash	San Leandro	Gasoline Dispensing Facilities
Contra Costa County				
Status				
Date	Site #	Site Name	City	Regulation Title
1/7/2015	X0091	Kathryn Beck	Antioch	Particulate Matter & Visible Emissions
1/7/2015	X0092	Maria Grilho	Antioch	Particulate Matter & Visible Emissions
1/12/2015	X0178	Michael/Dawn Thurston	Antioch	Particulate Matter & Visible Emissions
2/17/2015	B9169	NRG Marsh Landing, LLC	Antioch	Failure to Meet Permit Conditions
1/7/2015	X0089	Oscar/Billmore/Aracely Quintanilla	Antioch	Particulate Matter & Visible Emissions
1/16/2015	X0335	Wayne/Carol Gailey	Antioch	Particulate Matter & Visible Emissions
1/5/2015	X0022	Recipient	Bethel Island	Particulate Matter & Visible Emissions
1/5/2015	X0023	Recipient	Bethel Island	Particulate Matter & Visible Emissions
1/7/2015	X0086	Recipient	Bethel Island	Particulate Matter & Visible Emissions
1/8/2015	X0115	Alvin/Roxanna Simas	Brentwood	Particulate Matter & Visible Emissions
2/26/2015	X1181	Brentwood Golf Club	Brentwood	Failure to Meet Permit Conditions
1/5/2015	X0016	Recipient	Brentwood	Particulate Matter & Visible Emissions
3/18/2015	X1627	Robert Wallace	Brentwood	Open Burning
1/8/2015	B9214	Department of Water Resources	Byron	Failure to Meet Permit Conditions
1/26/2015	A4022	SFPP, L P	Concord	Storage of Organic Liquids
3/13/2015	A0581	ST Shore Terminals LLC	Crockett	Storage of Organic Liquids

These facilities have received one or more Notices of Violations
Report period: January 1, 2015 – March 31, 2015
Continued

Contra Costa County				
Status Date	Site #	Site Name	City	Regulation Title
3/5/2015	X1358	Hong Jun Wang	Danville	Asbestos Demolition, Renovation & Mfg.
3/12/2015	X0313	Mikhail Tsargorodsky/Olga Vakhnyanskay	Discovery Bay	Open Burning
1/26/2015	B5555	Bio Rad	Hercules	Failure to Meet Permit Conditions; NOx & CO from Stationary Internal Combustion Engines
1/16/2015	B9185	Cencom	Martinez	No Authority to Construct
1/2/2015	B4148	Contra Costa County	Martinez	NOx & CO from Industrial, Institutional, & Commercial Boilers, Steam Generators, & Process Heaters
1/7/2015	E1592	Olde World Mill & Cabinet	Martinez	No Permit to Operate; Wood Products Coatings
2/17/2015	A0011	Shell Martinez Refinery	Martinez	Storage of Organic Liquids
3/30/2015	B2758	Tesoro Refining & Marketing Company LLC	Martinez	Continuous Emission Monitoring & Recordkeeping Procedures; Non-compliance, Major Facility Review (Title V); Hydrogen Sulfide; No Authority to Construct
2/5/2015	X0790	Billy/Sylvia Ray	Oakley	Particulate Matter & Visible Emissions
1/27/2015	X0579	Recipient	Oakley	Particulate Matter & Visible Emissions
2/17/2015	B8596	Concord Cascade	Pacheco	No Permit to Operate
2/5/2015	B7667	Ameresco Keller Canyon LLC	Pittsburg	Non-compliance, Major Facility Review (Title V)
2/17/2015	A0227	Criterion Catalysts Company LP	Pittsburg	Non-compliance, Major Facility Review (Title V)
1/13/2015	A0010	Chevron Products Company	Richmond	Non-compliance, Major Facility Review (Title V); Standards of Performance for New Stationary Sources; Process Vessel Depressurization
3/4/2015	X1266	Sunbelt Rental	Richmond	Naturally Occurring Asbestos (NOA)
3/24/2015	B7419	Air Liquide Large Industries US LP	Rodeo	Non-compliance, Major Facility Review (Title V)
2/10/2015	A0016	Phillips 66 Company - San Francisco Refinery	Rodeo	Equipment Leaks
2/26/2015	X1182	Chevron Inc	Walnut Creek	No Permit to Operate
1/20/2015	X0386	Robert Chyr	Walnut Creek	Particulate Matter & Visible Emissions

Marin County				
Status Date	Site #	Site Name	City	Regulation Title
1/20/2015	X0390	Barbara Larkey	Lagunitas	Particulate Matter & Visible Emissions
1/20/2015	X0389	Recipient	Lagunitas	Particulate Matter & Visible Emissions
1/27/2015	X0574	Recipient	Lagunitas	Particulate Matter & Visible Emissions
1/15/2015	X0267	Wesley/Maryanna Bell	Mill Valley	Particulate Matter & Visible Emissions
1/20/2015	V6879	Elena/Evencio Gonzalez-Rodriguez	Novato	Particulate Matter & Visible Emissions
1/8/2015	X0132	James Woodward	Novato	Particulate Matter & Visible Emissions
1/29/2015	W3272	Recipient	Novato	Particulate Matter & Visible Emissions
1/13/2015	X0229	Recipient	Novato	Particulate Matter & Visible Emissions
1/16/2015	X0339	Recipient	Novato	Particulate Matter & Visible Emissions
1/21/2015	X0476	Steve/Laura Olmanson	Novato	Particulate Matter & Visible Emissions

These facilities have received one or more Notices of Violations
Report period: January 1, 2015 – March 31, 2015
Continued

Marin County				
Status				Regulation
Date	Site #	Site Name	City	Title
1/8/2015	X0130	Wendy Aquilino	Novato	Particulate Matter & Visible Emissions
1/15/2015	X0294	Recipient	Olema	Particulate Matter & Visible Emissions
1/27/2015	X0572	Recipient	San Geronimo	Particulate Matter & Visible Emissions
1/29/2015	X0372	Dixie Westgate	San Rafael	Particulate Matter & Visible Emissions
1/29/2015	X0642	Recipient	San Rafael	Particulate Matter & Visible Emissions
Napa County				
Status				Regulation
Date	Site #	Site Name	City	Title
1/29/2015	X0641	Cottage Grove Inn	Calistoga	Particulate Matter & Visible Emissions
1/29/2015	X0640	Recipient	Calistoga	Particulate Matter & Visible Emissions
1/20/2015	X0385	Ariana Connell	Napa	Particulate Matter & Visible Emissions
1/20/2015	X0382	Craig/Amy Warren	Napa	Particulate Matter & Visible Emissions
1/21/2015	X0472	Debra/Rodney Raines	Napa	Particulate Matter & Visible Emissions
1/21/2015	X0467	Paul/Michelle Warnock	Napa	Particulate Matter & Visible Emissions
San Francisco County				
Status				Regulation
Date	Site #	Site Name	City	Title
3/24/2015	X1736	Candlestick Point Development - CP Development	San Francisco	Naturally Occurring Asbestos (NOA)
3/24/2015	X1733	Chevron/Tower Car Wash	San Francisco	Gasoline Dispensing Facilities
1/20/2015	X0379	Edward Knox/Zestar Margare	San Francisco	Particulate Matter & Visible Emissions
3/24/2015	X1731	Shell Oil Company	San Francisco	Gasoline Dispensing Facilities
San Mateo County				
Status				Regulation
Date	Site #	Site Name	City	Title
1/13/2015	X0245	Marybeth Tahar	Belmont	Particulate Matter & Visible Emissions
1/12/2015	X0190	John Blanpied/Eva Nowakowska	Burlingame	Particulate Matter & Visible Emissions
1/13/2015	X0241	Gerald Lee Hoffman	El Granada	Particulate Matter & Visible Emissions
1/13/2015	X0228	Recipient	El Granada	Particulate Matter & Visible Emissions
1/13/2015	X0227	Showa Sahle	El Granada	Particulate Matter & Visible Emissions
1/15/2015	X0304	Steven/Linda Rutherford	El Granada	Particulate Matter & Visible Emissions
1/7/2015	X0067	Doreen Avery	Half Moon Bay	Particulate Matter & Visible Emissions
1/15/2015	W2750	Resident	Half Moon Bay	Particulate Matter & Visible Emissions
1/7/2015	X0071	Lisa Zhang/Raymond Won	Millbrae	Particulate Matter & Visible Emissions

These facilities have received one or more Notices of Violations
Report period: January 1, 2015 – March 31, 2015
Continued

San Mateo County				
Status				Regulation
Date	Site #	Site Name	City	Title
1/7/2015	X0072	Mark/Janet Lee Trust	Millbrae	Particulate Matter & Visible Emissions
1/7/2015	X0081	Recipient	Millbrae	Particulate Matter & Visible Emissions
1/12/2015	X0191	Michael/Sherri Hall	Montara	Particulate Matter & Visible Emissions
1/12/2015	X0168	Recipient	Montara	Particulate Matter & Visible Emissions
1/12/2015	X0171	Recipient	Montara	Particulate Matter & Visible Emissions
1/12/2015	X0175	Recipient	Montara	Particulate Matter & Visible Emissions
1/27/2015	W2753	Patricia Erickson	Moss Beach	Particulate Matter & Visible Emissions
1/12/2015	X0193	Recipient	Moss Beach	Particulate Matter & Visible Emissions
1/12/2015	X0192	Scott Clemens/Mary Etcheverry	Moss Beach	Particulate Matter & Visible Emissions
1/20/2015	X0393	Chad/Tanya Guido	Pacifica	Particulate Matter & Visible Emissions
1/7/2015	X0068	Helen/ Robert Ramsey	Pacifica	Particulate Matter & Visible Emissions
1/15/2015	X0298	Steven Marinella/Jennifer Moody	Pacifica	Particulate Matter & Visible Emissions
1/20/2015	X0394	Steven Poggi/Jaclyn Lucas	Pacifica	Particulate Matter & Visible Emissions
1/7/2015	X0070	Thomas/Michele Ferro Trust	Pacifica	Particulate Matter & Visible Emissions
1/5/2015	X0024	Vera/John Slack	Pacifica	Particulate Matter & Visible Emissions
3/12/2015	X1492	Nichols Concrete Cutting	Redwood City	No Authority to Construct; No Permit to Operate
1/12/2015	X0181	Gregory/Bridget Collaco	San Bruno	Particulate Matter & Visible Emissions
1/12/2015	X0188	Michael/Christine Schindler	San Bruno	Particulate Matter & Visible Emissions
1/20/2015	X0380	Tammy/Michael Zapata	San Bruno	Particulate Matter & Visible Emissions
2/10/2015	A0051	United Airlines, Inc	San Francisco	Gasoline Dispensing Facilities
Santa Clara County				
Status				Regulation
Date	Site #	Site Name	City	Title
2/11/2015	X0886	David F. Marchand	Campbell	Open Burning
1/20/2015	X0376	Recipient	Los Altos	Particulate Matter & Visible Emissions
1/20/2015	X0396	Bruce/Sharon Andrews	Palo Alto	Particulate Matter & Visible Emissions
1/20/2015	X0395	Ian Irwin/Carol Kiparsky	Palo Alto	Particulate Matter & Visible Emissions
1/20/2015	X0392	Jason/Surai Jones	Palo Alto	Particulate Matter & Visible Emissions
2/18/2015	B1680	Dickinson Cabinetry	San Jose	Wood Products Coatings
1/8/2015	B3040	FRIT, Santana Row	San Jose	NOx & CO from Industrial, Institutional, & Commercial Boilers, Steam Generators, & Process Heaters
3/5/2015	X1336	Kooser Shell	San Jose	No Permit to Operate
1/20/2015	X0391	Recipient	San Jose	Particulate Matter & Visible Emissions
2/2/2015	A2457	Regional Medical Center of San Jose	San Jose	NOx & CO from Industrial, Institutional, & Commercial Boilers, Steam Generators, & Process Heaters
2/5/2015	X0791	Rojas Auto Body	San Jose	No Authority to Construct; No Permit to Operate
3/19/2015	A0778	San Jose-Santa Clara Regional Wastewater Facility	San Jose	Breakdown Report
3/23/2015	B4991	Donald Von Raesfeld Power Plant	Santa Clara	Non-compliance, Major Facility Review (Title V)

These facilities have received one or more Notices of Violations
Report period: January 1, 2015 – March 31, 2015
Continued

Solano County				
Status				
Date	Site #	Site Name	City	Regulation Title
1/30/2015	B7062	Bay Area Coffee Inc	Benicia	Particulate Matter & Visible Emissions; Failure to Meet Permit Conditions
1/21/2015	X0464	Gene Morgan	Benicia	Particulate Matter & Visible Emissions
1/21/2015	X0465	Robert Kirchgessner	Benicia	Particulate Matter & Visible Emissions
1/12/2015	A0901	Valero Benicia Asphalt Plant	Benicia	Equipment Leaks; Non-compliance, Major Facility Review (Title V)
1/12/2015	B2626	Valero Refining Company - California	Benicia	Equipment Leaks; Non-compliance, Major Facility Review (Title V); Particulate Matter & Visible Emissions; Standards of Performance for New Stationary Sources
1/16/2015	X0334	Jeremy/Kristina Johnson	Fairfield	Particulate Matter & Visible Emissions
1/20/2015	X0388	Kelly Bowling	Fairfield	Particulate Matter & Visible Emissions
1/20/2015	X0381	Roberto Perez	Fairfield	Particulate Matter & Visible Emissions
3/4/2015	X1268	Nunez Grading & Excavating Backhoe Services	Vacaville	Naturally Occurring Asbestos (NOA)
1/5/2015	X0026	Recipient	Vallejo	Particulate Matter & Visible Emissions
Sonoma County				
Status				
Date	Site #	Site Name	City	Regulation Title
1/8/2015	X0127	Ira/Susan Barrass	Cotati	Particulate Matter & Visible Emissions
1/8/2015	X0126	Recipient	Cotati	Particulate Matter & Visible Emissions
1/29/2015	X0473	Recipient	Glen Ellen	Particulate Matter & Visible Emissions
1/13/2015	W3334	Recipient	Graton	Particulate Matter & Visible Emissions
1/15/2015	X0295	Recipient	Graton	Particulate Matter & Visible Emissions
1/13/2015	X0234	Marie Ann Frediani	Kenwood	Particulate Matter & Visible Emissions
1/29/2015	X0646	Omar Paz	Kenwood	Particulate Matter & Visible Emissions
1/15/2015	X0238	Recipient	Kenwood	Particulate Matter & Visible Emissions
1/13/2015	X0252	Recipient	Kenwood	Particulate Matter & Visible Emissions
3/5/2015	X1333	Cal West Rentals, INC	Petaluma	Gasoline Dispensing Facilities
3/5/2015	X1335	Caltrans-Petaluma Maint Sta	Petaluma	No Permit to Operate
1/29/2015	X0645	Donna McKenna/Leonard Metro	Petaluma	Particulate Matter & Visible Emissions
1/21/2015	X0469	Helana Fitzgerald	Petaluma	Particulate Matter & Visible Emissions
1/16/2015	X0341	Phillips Family Trust	Petaluma	Particulate Matter & Visible Emissions
1/16/2015	X0342	Rose Marie White	Petaluma	Particulate Matter & Visible Emissions
1/15/2015	X0301	David Wise	Rohnert Park	Particulate Matter & Visible Emissions
1/13/2015	X0249	Griselda Gudino/Antonio Ruiz	Rohnert Park	Particulate Matter & Visible Emissions
1/15/2015	X0305	Hilario/Ana Hernandez	Rohnert Park	Particulate Matter & Visible Emissions
1/15/2015	X0302	Michael/Michelle Caalim	Rohnert Park	Particulate Matter & Visible Emissions
1/8/2015	X0128	Tanya/Michael Thurman	Rohnert Park	Particulate Matter & Visible Emissions
1/8/2015	X0124	Al/Stella Siedentopf	Santa Rosa	Particulate Matter & Visible Emissions
1/15/2015	V7421	Deborah Chandler	Santa Rosa	Particulate Matter & Visible Emissions
1/27/2015	X0577	DeGrange Properties LLC	Santa Rosa	Particulate Matter & Visible Emissions
1/8/2015	X0129	Diane Donham Trust	Santa Rosa	Particulate Matter & Visible Emissions

These facilities have received one or more Notices of Violations
Report period: January 1, 2015 – March 31, 2015
Continued

Sonoma County				
Status Date	Site #	Site Name	City	Regulation Title
1/12/2015	X0165	John Northey	Santa Rosa	Particulate Matter & Visible Emissions
1/13/2015	X0251	Judith Smith	Santa Rosa	Particulate Matter & Visible Emissions
1/27/2015	X0580	Kristine/Aaron Behrens	Santa Rosa	Particulate Matter & Visible Emissions
1/27/2015	X0578	Linda Aldrich	Santa Rosa	Particulate Matter & Visible Emissions
1/15/2015	X0303	Patricia/Jorge Rivas	Santa Rosa	Particulate Matter & Visible Emissions
1/8/2015	X0135	Recipient	Santa Rosa	Particulate Matter & Visible Emissions
1/15/2015	X0296	Recipient	Santa Rosa	Particulate Matter & Visible Emissions
1/12/2015	X0163	Richard Behrens	Santa Rosa	Particulate Matter & Visible Emissions
1/13/2015	X0232	Richard/Lynn Tacla	Santa Rosa	Particulate Matter & Visible Emissions
1/15/2015	X0292	Robert Schalich	Santa Rosa	Particulate Matter & Visible Emissions
1/13/2015	X0233	Robert/Terry Fistolera	Santa Rosa	Particulate Matter & Visible Emissions
1/13/2015	X0230	Ron/Bobbi Tyler	Santa Rosa	Particulate Matter & Visible Emissions
3/12/2015	A2157	Syar Industries Inc	Santa Rosa	Particulate Matter & Visible Emissions
1/16/2015	X0336	Thomas/Anna Westman	Santa Rosa	Particulate Matter & Visible Emissions
1/21/2015	X0466	Jesse Gould	Sebastopol	Particulate Matter & Visible Emissions
1/21/2015	X0475	Kelly Jo Newman	Sonoma	Particulate Matter & Visible Emissions
1/29/2015	X0638	Luis Monna	Sonoma	Particulate Matter & Visible Emissions
1/27/2015	W3494	Michael Newman/Phyllis Evans	Sonoma	Particulate Matter & Visible Emissions
1/29/2015	X0639	Recipient	Sonoma	Particulate Matter & Visible Emissions
1/8/2015	X0133	Chris Young	Windsor	Particulate Matter & Visible Emissions
1/8/2015	X0116	Donna/Alton McCracken	Windsor	Particulate Matter & Visible Emissions
1/8/2015	X0117	Fred/Janet Arnold	Windsor	Particulate Matter & Visible Emissions
1/8/2015	X0122	Jacob Romanow	Windsor	Particulate Matter & Visible Emissions
1/8/2015	X0120	Mabel Jensen-Juncker	Windsor	Particulate Matter & Visible Emissions
1/8/2015	X0134	Mark/Jeannie Thomas	Windsor	Particulate Matter & Visible Emissions
1/8/2015	X0125	Recipient	Windsor	Particulate Matter & Visible Emissions
1/8/2015	X0118	William/Anna Riccioli	Windsor	Particulate Matter & Visible Emissions
Out of Area Counties				
Status Date	Site #	Site Name	City	Regulation Title
3/24/2015	M2046	Sherwin-Williams Company	Cleveland	Architectural Coatings
3/16/2015	X1554	Nick Barbieri Trucking	Ukiah	Gasoline Bulk Terminals & Gasoline Delivery Vehicles
2/10/2015	X0866	Flyers	Auburn	Gasoline Bulk Terminals & Gasoline Delivery Vehicles
2/23/2015	F4406	Williams Tank Lines/Mike Stewart	Stockton	Gasoline Bulk Terminals & Gasoline Delivery Vehicles

**Closed Notice of Violations with Penalties by County
January 1, 2015 – March 31, 2015**

Alameda

Site Name	Site #	City	Penalty Amount	# of Violations Closed
Advanced Fabrication Technology, LLC	B2956	Hayward	\$1,000	1
All Star Gas	V6369	San Leandro	\$12,000	3
Barberick Family Trust	X0378	Livermore	Passed Wood Smoke Course	1
Christine Solley/Claudette Fountain	X0095	Oakland	Passed Wood Smoke Course	1
East Bay Municipal Utility District	A0591	Oakland	\$6,400	1
John Baker	W9590	Oakland	\$500	1
Kathy/Rowan Tucker	X0398	Livermore	Passed Wood Smoke Course	1
KPM Carwash Corporation	W9447	Livermore	\$1,000	2
Mark/Dorothea Baldwin	X0084	San Leandro	Passed Wood Smoke Course	1
Michael Oneal	X0167	Fremont	Passed Wood Smoke Course	2
Raymond/Deborah Vincent	X0082	San Leandro	Passed Wood Smoke Course	1
Recipient	X0231	Castro Valley	Passed Wood Smoke Course	1
Recipient	X0397	Fremont	Passed Wood Smoke Course	1
Stanley/Jacqueline Gentle	W9685	Oakland	\$100	1
Susan/William Lytle	X0468	Livermore	Passed Wood Smoke Course	1

Total Violations Closed: 19

Closed Notice of Violations with Penalties by County
January 1, 2015 – March 31, 2015
(continued)

Contra Costa

Site Name	Site #	City	Penalty Amount	# of Violations Closed
Acme Fill Corporation	A1464	Martinez	\$8,000	3
Air Liquide Large Industries US LP	B7419	Rodeo	\$82,000	10
Ameresco Keller Canyon LLC	B7667	Pittsburg	\$22,000	3
Bridgehead Marine Services	B1302	Antioch	\$500	1
Contra Costa Newspapers	A5916	Concord	\$250	1
Environmental Abrasive Blasting & Coating	B6774	Martinez	\$500	1
G3 Minerals, Byron Plant	A1472	Byron	\$1,000	1
Hillcrest 76	V1575	Antioch	\$3,000	1
Kathryn Beck	X0091	Antioch	\$100	1
Maria Grilho	X0092	Antioch	Passed Wood Smoke Course	1
Michael/Dawn Thurston	X0178	Antioch	Passed Wood Smoke Course	1
Mikhail Tsargorodsky/Olga Vakhnyanskay	X0313	Discovery Bay	\$200	2
Oscar/Billmore/Aracely Quintanilla	X0089	Antioch	Passed Wood Smoke Course	1
Precision Auto Body	E2462	Antioch	\$2,000	2
Recipient	X0023	Bethel Island	Passed Wood Smoke Course	1

Closed Notice of Violations with Penalties by County
January 1, 2015 – March 31, 2015
(continued)

Contra Costa Continued

Site Name	Site #	City	Penalty Amount	# of Violations Closed
Recipient	X0016	Brentwood	Passed Wood Smoke Course	1
Reuben Borg Fence	W9556	San Ramon	\$2,000	1
Robert Chyr	X0386	Walnut Creek	Passed Wood Smoke Course	1
Robert Turcotte	W9662	Brentwood	\$1,500	1
Stephanie Paniagua	W9686	Concord	Passed Wood Smoke Course	1
Unocal #4374	C7621	Concord	\$4,500	1
USS-POSCO Industries	A2371	Pittsburg	\$2,000	1
Wayne/Carol Gailey	X0335	Antioch	Passed Wood Smoke Course	1

Total Violations Closed: 38

Closed Notice of Violations with Penalties by County
January 1, 2015 – March 31, 2015
(continued)

Marin

Site Name	Site #	City	Penalty Amount	# of Violations Closed
Dixie Westgate	X0372	San Rafael	Passed Wood Smoke Course	2
James Woodward	X0132	Novato	Passed Wood Smoke Course	1
Leslie Durkee	W9978	Woodacre	\$150	1
Recipient	X0229	Novato	Passed Wood Smoke Course	1
Recipient	X0339	Novato	Passed Wood Smoke Course	1
Resident	V7068	Muir Beach	\$600	1
Steve/Laura Olmanson	X0476	Novato	Passed Wood Smoke Course	3
Wendy Aquilino	X0130	Novato	Passed Wood Smoke Course	1

Total Violations Closed: 11

Napa

Site Name	Site #	City	Penalty Amount	# of Violations Closed
Ariana Connell	X0385	Napa	Passed Wood Smoke Course	1
Cottage Grove Inn	X0641	Calistoga	\$100	1
Craig/Amy Warren	X0382	Napa	Passed Wood Smoke Course	1
Debra/Rodney Raines	X0472	Napa	Passed Wood Smoke Course	1
Recipient	X0640	Calistoga	Passed Wood Smoke Course	1

Total Violations Closed: 5

Closed Notice of Violations with Penalties by County
January 1, 2015 – March 31, 2015
(continued)

San Francisco

Site Name	Site #	City	Penalty Amount	# of Violations Closed
Edward Knox/Zestar Margare	X0379	San Francisco	Passed Wood Smoke Course	1
Mission 76	W1132	San Francisco	\$5,000	1

Total Violations Closed: 2

San Mateo

Site Name	Site #	City	Penalty Amount	# of Violations Closed
Ameresco Half Moon Bay LLC	B7040	Half Moon Bay	\$4,200	2
Americana Garage Door Manufacturing	W8499	South San Francisco	\$1,500	2
Browning-Ferris Industries of CA, Inc	A2266	Half Moon Bay	\$6,000	1
CEMEX Construction Materials Pacific, LLC	B2652	Redwood City	\$2,000	3
Chad/Tanya Guido	X0393	Pacifica	Passed Wood Smoke Course	1
Ciardella's Garden Supplies	W6778	Palo Alto	\$1,000	3
Compass Transportation	W8932	South San Francisco	\$300	1
Doreen Avery	X0067	Half Moon Bay	Passed Wood Smoke Course	1
Gerald Lee Hoffman	X0241	El Granada	Passed Wood Smoke Course	1
Gregory/Bridget Collaco	X0181	San Bruno	Passed Wood Smoke Course	1
Helen/ Robert Ramsey	X0068	Pacifica	Passed Wood Smoke Course	1
John Blanpied/Eva Nowakowska	X0190	Burlingame	Passed Wood Smoke Course	1

Closed Notice of Violations with Penalties by County
January 1, 2015 – March 31, 2015
(continued)

San Mateo

Site Name	Site #	City	Penalty Amount	# of Violations Closed
Lisa Zhang/Raymond Won	X0071	Millbrae	Passed Wood Smoke Course	1
Mark/Janet Lee Trust	X0072	Millbrae	Passed Wood Smoke Course	1
Marybeth Tahar	X0245	Belmont	Passed Wood Smoke Course	1
Michael/Sherri Hall	X0191	Montara	Passed Wood Smoke Course	1
Norman/Jeri Regnart	W9623	Pacifica	Passed Wood Smoke Course	1
Recipient	X0081	Millbrae	Passed Wood Smoke Course	1
Recipient	X0175	Montara	Passed Wood Smoke Course	1
Recipient	X0228	El Granada	Passed Wood Smoke Course	1
Scott Clemens/Mary Etcheverry	X0192	Moss Beach	Passed Wood Smoke Course	1
Showa Sahle	X0227	El Granada	Passed Wood Smoke Course	1
Steven Marinella/Jennifer Moody	X0298	Pacifica	Passed Wood Smoke Course	1
Steven/Linda Rutherford	X0304	El Granada	Passed Wood Smoke Course	1
Sunquest Properties Inc	A5691	Brisbane	\$12,000	4
Tammy/Michael Zapata	X0380	San Bruno	Passed Wood Smoke Course	1
Tedesco Oil Production	A5281	Half Moon Bay	\$250	1
Thomas/Michele Ferro Trust	X0070	Pacifica	Passed Wood Smoke Course	1
Vera/John Slack	X0024	Pacifica	Passed Wood Smoke Course	1

Total Violations Closed: 38

Closed Notice of Violations with Penalties by County
January 1, 2015 – March 31, 2015
(continued)

Santa Clara

Site Name	Site #	City	Penalty Amount	# of Violations Closed
Bruce/Sharon Andrews	X0396	Palo Alto	Passed Wood Smoke Course	1
City of Palo Alto Landfill	A2721	Palo Alto	\$5,800	2
ConocoPhillips #256429	C4171	San Jose	\$4,500	1
David F. Marchand	X0886	Campbell	\$1,500	1
Diana Fruit Company, Inc	A2511	Santa Clara	\$500	1
Dickinson Cabinetry	B1680	San Jose	\$1,500	1
Foothill ARCO	V2631	Cupertino	\$9,645	1
Google, Inc	E1680	Mountain View	\$600	2
Jason/Surai Jones	X0392	Palo Alto	Passed Wood Smoke Course	1
JM Interior	W8544	Morgan Hill	\$500	1
Paknahal & Mesbahi Motahareh	V6703	Cupertino	\$500	1
Recipient	X0376	Los Altos	Passed Wood Smoke Course	1
Unocal #6915 - Ali Mahmoodi	C4264	San Jose	\$6,250	1

Total Violations Closed: 15

Closed Notice of Violations with Penalties by County
January 1, 2015 – March 31, 2015
(continued)

Solano

Site Name	Site #	City	Penalty Amount	# of Violations Closed
E&P Properties, Inc	B6628	Fairfield	\$1,500	1
Emilio Flores	W3052	Vallejo	Passed Wood Smoke Course	1
Gene Morgan	X0464	Benicia	\$100	1
Henner Tank Lines	W7609	Vacaville	\$500	1
Jeremy/Kristina Johnson	X0334	Fairfield	Passed Wood Smoke Course	1
Kelly Bowling	X0388	Fairfield	Passed Wood Smoke Course	1
Robert Kirchgessner	X0465	Benicia	Passed Wood Smoke Course	1
Roberto Perez	X0381	Fairfield	Passed Wood Smoke Course	1
Southard Auto Body & Repair	B8104	Vallejo	\$750	2
Tammy Wong/Christopher James	W9619	American Canyon	Passed Wood Smoke Course	1

Total Violations Closed: 11

Closed Notice of Violations with Penalties by County
January 1, 2015 – March 31, 2015
(continued)

Sonoma

Site Name	Site #	City	Penalty Amount	# of Violations Closed
Al/Stella Siedentopf	X0124	Santa Rosa	Passed Wood Smoke Course	1
David Wise	X0301	Rohnert Park	Passed Wood Smoke Course	1
Diane Donham Trust	X0129	Santa Rosa	Passed Wood Smoke Course	1
Donna/Alton McCracken	X0116	Windsor	\$100	1
Fred/Janet Arnold	X0117	Windsor	Passed Wood Smoke Course	1
Griselda Gudino/Antonio Ruiz	X0249	Rohnert Park	Passed Wood Smoke Course	1
Hilario/Ana Hernandez	X0305	Rohnert Park	Passed Wood Smoke Course	1
Jacob Romanow	X0122	Windsor	Passed Wood Smoke Course	1
Jesse Gould	X0466	Sebastopol	Passed Wood Smoke Course	1
John Northey	X0165	Santa Rosa	Passed Wood Smoke Course	1
Judith Smith	X0251	Santa Rosa	Passed Wood Smoke Course	1
Kelly Jo Newman	X0475	Sonoma	\$100	1
Kristine/Aaron Behrens	X0580	Santa Rosa	Passed Wood Smoke Course	1
Luis Monna	X0638	Sonoma	Passed Wood Smoke Course	1
Mark/Jeannie Thomas	X0134	Windsor	Passed Wood Smoke Course	1
Michael/Michelle Caalim	X0302	Rohnert Park	Passed Wood Smoke Course	1

Closed Notice of Violations with Penalties by County
January 1, 2015 – March 31, 2015
(continued)

Sonoma

Site Name	Site #	City	Penalty Amount	# of Violations Closed
Olga Sterba	W7383	Santa Rosa	\$750	1
Patricia/Jorge Rivas	X0303	Santa Rosa	Passed Wood Smoke Course	1
Phillips Family Trust	X0341	Petaluma	Passed Wood Smoke Course	1
Recipient	X0125	Windsor	Passed Wood Smoke Course	1
Recipient	X0126	Cotati	Passed Wood Smoke Course	1
Recipient	X0135	Santa Rosa	Passed Wood Smoke Course	1
Recipient	X0295	Graton	Passed Wood Smoke Course	1
Recipient	X0296	Santa Rosa	Passed Wood Smoke Course	1
Recipient	X0639	Sonoma	Passed Wood Smoke Course	1
Robert Schalich	X0292	Santa Rosa	\$100	1
Robert/Terry Fistolera	X0233	Santa Rosa	Passed Wood Smoke Course	1
Rose Marie White	X0342	Petaluma	Passed Wood Smoke Course	1
Thomas/Anna Westman	X0336	Santa Rosa	Passed Wood Smoke Course	1
William/Anna Ricioli	X0118	Windsor	Passed Wood Smoke Course	1

Total Violations Closed: 30

**Closed Notice of Violations with Penalties by County
January 1, 2015 – March 31, 2015
(continued)**

District Wide

Site Name	Site #	City	Penalty Amount	# of Violations Closed
Lux Leasing LLC	W9869	Anaheim	\$300	1

Total Violations Closed: 1

Bay Area Air Quality Management District

Board of Directors

LIST OF ACRONYMS

AA	Annual Average
AAMP	Ambient Air Monitoring Program
AB32	Assembly Bill 32 – Global Warming Solutions Act
Al	Aluminium
Al ₂ O ₃	Alumina (Aluminium Oxide)
AlF ₃	Aluminium Fluoride
AIRS	Aeromatic Information Retrieval System
AIRMoN	Atmospheric Integrated Research Monitoring Network
ALAPCO	Association of Local Air Pollution Control Officials
Aluminium Plant	Carbon Plant, Reduction Plant, Casthouse, Anode Service Area, and related utilities
Air District	Bay Area Air Quality Management District
AMTAC	ARB Air Monitoring Technical Advisory Committee
AMTIC	Air Monitoring Technology Information Center
ANPR	Advanced Notice of Proposed Rulemaking
APCD	Air Pollution Control District
APCO	Air Pollution Control Officer
API	American Petroleum Institute
APTI	Air Pollution Technology Institute
ARB	California Air Resources Board
ARM	Area Recognized Method
AQI	Air Quality Index
AQIS	Air Quality Instrument Specialist
AQS	EPA's Air Quality (data) System
AQRS	Air Quality Research Subcommittee
AQTA	Air Quality Technical Assistant
ARM	Approved Regional Method
ASA	Anode Service Area
ASP	Anode Service Plant
ASTCM	Astrodynamics Common
ASTM	American Society for Testing and Materials
AWMA	Air and Waste Management Association
BAAQMD	Bay Area Air Quality Management District
BAM	Beta Attenuation Monitor
BAM	Beta-Attenuation Metre
BAT(NEEC)	Best Available Techniques (Not Entailing Excessive Cost)
BC	Black carbon
BC	Background Concentration
BCP	Best Current Practice
BGI	BGI, Incorporated
BPT	Best Practicable Technology
BRC	Background Reference Concentration
bgl	Below ground level

BOD	Biochemical Oxygen Demand
BPEO	Best Practicable Environmental Option
BREF note	Best Available Techniques Reference Document
btc	Below top of casing
BTEX	Benzene, Toluene, Ethylbenzene and Xylene
°C	Degrees Celsius
C	Carbon
C _a O	Lime (calcium oxide)
CAA	(Federal) Clean Air Act
CAC	Correlating Acceptable Continuous (monitor)
CAIR	Clean Air Interstate Rule
CAP	Clean Air Plan
CARB	California Air Resources Board
CARE	Community Air Risk Evaluation
CASAC	Clean Air Science Advisory Committee
CAS	Chemical Abstracts Service (a chemical reference number)
CASTNET	Clean Air Status and Trends Network
CBSA	Core Based Statistical Area
CCC	Criteria Continuous Concentration
CCP	Carbon Crushing Plant
Cd	Cadmium
CD	Chart Datum
CDM	Clean Development Mechanism
CEM	Continuous Emissions Monitoring
CENR	Committee for Environment and Natural Resources
CEQA	California Environmental Quality Act
CEU	Continuing Education Unit
CFR	U.S. Code of Federal Regulations
CH ₄	Methane
Cl	Chloride(s)
CI	Confidence Interval
CMAQ	Community Model Air Quality (system)
CMC	Criteria Maximum Concentration
CN	Cyanide
CO	Carbon monoxide
CO ₂	Carbon Dioxide
CoC	Chain of custody
COD	Chemical Oxygen Demand
COH	Coefficient of Haze
Cr(VI)	Chromium (hexavalent)
CREL	Chronic Reference Exposure Level
CRPAQS	Central Valley (California) Regional Particulate Air Quality Study
CRRP	Community Risk Reduction Program
CSN	Chemical Speciation Network
CSR	Corporate Social Responsibility
CV	Coefficient of variation
CWMP	Construction Waste Management Plan
CY	Calendar Year
Cu	Copper
DAS	Data Acquisition System

dB(A)	'A' weighted decibel noise level
dBL _{Aeq}	'A' weighted energy-equivalent decibel noise level
DC	Direct Current
DEARS	Detroit Exposure and Aerosol Research Study
DHS	Department of Homeland Security
District	Bay Area Air Quality Management District
DIV	Dutch Intervention Values
DMC	Data Management Center
DMS	Data management system
DNPB	2, 4-dinitrophenyl hydrazine
DO	Dissolved Oxygen
DOE	Department of Energy
DOI	Department of Interior
DQA	Data Quality Assessment
DQI	Data Quality Indicators
DQO	Data Quality Objectives
DRI	Direct Reduction Iron
DTV	Dutch Target Values
DVM	Digital Voltmeter
EC	European Commission
EC/OC	Elemental carbon/organic carbon
EECS	Electrical Equipment Calibration Service (in Fremont, CA)
EI	Extrusion Ingots
EIA	Environmental Impact Assessment
EML	Environmental Measurements Laboratory
EMP	Environmental Management Plan
EPA	U.S. Environmental Protection Agency
EPC	Engineering, Procurement and Construction
EPS	Environmental Protection Standards
EQS	Environmental Quality Standard
ESAT	Environmental Services Assistance Team
ET	Enviro Technology
EU	European Union
F-	Fluoride(s)
FA	Foundry Alloy
FEM	Federal Equivalent Method
FLM	Federal Land Manager
FMP	Flare Minimization Plan
FRM	Federal Reference Method
FTP	Fume Treatment Plant
FY	Fiscal Year
g/s	Grams per second
GAO	General Accounting Office
GC	Gas Chromatograph
GC-MS	Gas Chromatography-Mass Spectrometry
GDP	Gross Domestic Product
GHG(s)	Greenhouse Gas(es)
GIS	Geographical Information System
GLM	Ground Level Monitoring
GMW	General Metal Works (PM ₁₀ sampler manufacturer)

GPS	Global Positioning System
GWP	Global Warming Potential
H ₂ S	Hydrogen sulfide
HAL 275	Norsk Hydro Reduction Technology
HAP	Hazardous Air Pollutants
HAZID	Hazard Identification
HC	Hydrocarbon
HCl	Hydrogen chloride
HEI	Health Effects Institute
HF	Hydrogen fluoride
HPLC	High Performance Liquid Chromatograph
HSE	Health, Safety and Environment
HTM	Heating Transfer Medium
Hydro	Norsk Hydro ASA
IACET	International Association for Continuing Education and Training
IADN	Interagency Deposition Network
IC	Ion Chromatography
ICR	Information Collection Request
IEA	Initial Environmental Authorization
IFC	International Finance Corporation
ILSC	Indicative Levels of Serious Contamination
IMPROVE	Interagency Monitoring of Protected Visual Environments
IPP	Independent Power Producer
ISQG	Interim Sediment Quality Standard
ISR	Indirect Source Rule
ITEP	Institute of Tribal Environmental Professionals
ITT	Information Transfer Technology
JV	Joint Venture
K	Kelvin
K	Thousand
km	kilometer
kV	Kilovolt
kt/yr	Thousands of tons per year
kPa	Thousand Pascal
l	Litre
LC-50	Lethal Concentration of a chemical which kills 50% of a sample population
L _{eq}	Unweighted energy-equivalent noise level
LCS	Laboratory Control Sample
LDAR	Leak Detection and Repair
LLD	Lower Limit of Detection
LNB	Low NO _x Burner
LOD	Limit of Detection
LOQ	Limit of Quantitation
lpm	Liters per minute
l/s	Litres per second
L _{WA}	'A' weighted sound power level
M	Million
m	Metre
m/s	Metres per second

m ³ /s	Cubic metres per second
MAC	Maximum Allowable Concentration
MANE-VU	Mid-Atlantic/Northeast Visibility Union
MDL	Method Detection Limit
MDN	Mercury Deposition Network
MEI	Ministry of Energy and Industry
MET/PE	Meteorology and Performance Evaluation
mg/kg	Milligrams per kilogram
mg/l	Milligrams per litre
mg/m ³	Milligrams per cubic metre
mg/Nm ³	Milligrams per normal cubic metre (i.e. expressed at 273K and 101.3 kPa); in the case of gas turbines, gas volumes in units on “Nm ³ ” are also expressed as dry gas, at 15% O ₂ .
MHWTC	Mesaieed Hazardous Waste Treatment Centre
MIC	Mesaieed Industrial City
ml	Millilitre
MMAA	Ministry of Municipal Affairs and Agriculture
MMWDS	Mesaieed Municipal Waste Disposal Site
MPA	Maximum Permissible Addition
MPC	Maximum Permissible Concentration
MQA	Meteorology and Quality Assurance
MS	Matrix spikes
MSm ³	Million standard cubic metres
MW	Megawatts
MWe	Megawatts electrical (electrical output)
MWth	Megawatts thermal (thermal input)
N	Nitrogen
NAAQS	National Ambient Air Quality Standard
Na	Sodium
NAAMS	National Ambient Air Monitoring System
NAATS	National Ambient Air Toxics Sites
NACAA	National Association of Clean Air Agencies
NADP	National Atmospheric Deposition Program
NAMS	National Air Monitoring Station
Na ₃ AlF ₆	Cryolite
NaCl	Sodium chloride (salt)
NAPAP	National Acid Precipitation Assessment Program
NARSTO	North American Research Strategy for Tropospheric Ozone
NAS	National Academy of Science
NASA	National Aeronautics and Space Agency
NATTS	National Ambient Toxic Tends Stations
NAU	Northern Arizona University
NCore	The National Core Monitoring Network
NDIR	non-dispersive infrared
NDUV	Non-dispersive ultraviolet
NEC	No Effect Concentration
NESHAPS	National Emission Standards for Hazardous Air Pollutants
NGO	Non-Governmental Organizations
Ni	Nickel
NILU	Norwegian Institute for Air Research

NISO	North Isomax
NIST	National Institute for Standards and Technology
Nm ³	Normal cubic metre (i.e. expressed at 237K and 101.3 kPa); in the case of gas turbines, gas volumes in units of “Nm ³ ” are also expressed as dry gas, at 15% O ₂ .
Nm ³ /s	Normal cubic metre per second (i.e. expressed at 237K and 101.3 kPa); in the case of gas turbines, gas volumes in units of “Nm ³ ” are also expressed as dry gas, at 15% O ₂ .
NMHC	Non-Methane Hydrocarbons
NMSC	National Monitoring Strategy (or Steering) Committee
NMVOC	Non-Methane Volatile Organic Compounds
N ₂ O	Nitrous Oxide
NO _y	Odd Nitrogen
NIOSH	National Institute for Occupational Safety and Health
NIST	National Institute of Standards and Technology
NO	Nitrogen monoxide/Nitric oxide
NO ₂	Nitrogen dioxide
NO _x	Oxides of nitrogen
NOAA	National Oceanic and Atmospheric Administration
NMHC	Non-methane hydrocarbon
NMOC	Non-methane organic carbon
NO _x /NO _y	Nitrogen Oxides
NPAP	EPA National Performance Audit Program
NPEP	National Performance Evaluation Program
NPS	National Parks Service
NTN	National Trends Network
NTU	Nephelometric Turbidity Units
NVLAP	National Voluntary Laboratory Accreditation Program
O ₂	Oxygen
O ₃	Ozone
OAP	Office of Atmospheric Programs
OAQPS	Office of Air Quality Planning and Standards
OAR	Office of Air and Radiation
OC	Organic Carbon
OC/EC	Organic carbon/elemental carbon
ODAMN	Operations Data Action Monitoring Notification
OEHHA	Office of Environmental Health Hazard Assessment
OEI	Office of Environmental Information
ORD	Office of Research and Development
ORIA	Office of Radiation and Indoor Air
P	Phosphorous
P	Power
PAHs	Polycyclic Aromatic Hydrocarbons
PAMS	Photochemical Assessment Monitoring Stations
Pb	Lead
PBMS	Performance-Based Measurement System
PBT	Persistent Bioaccumulative Toxics
PCBs	Polychlorinated Byphenyls
PCC	Petrochemical Complex
PE	Performance Evaluation

PEP	Performance Evaluation Program
PEL	Probable Effect Level
PFC	Polyfluorocarbons
PM	Particulate matter
PM ₁₀	Particulate matter with mean aerodynamic diameter of 10 microns
PM _{2.5}	Particulate matter with mean aerodynamic diameter of 2.5 microns
PM _{10-2.5}	PM ₁₀ minus PM _{2.5}
PO	Purchase Order
POCP	Photochemical Ozone Creation Potential
POP	Persistent Organic pollutants
ppb	Parts per billion
PPAH	Pollution Prevention and Abatement Handbook
ppb (v)(w)	Parts per billion (volume) (weight)
ppm (v) (w)	Parts per million (volume) (weight)
ppt (v) (w)	Parts per thousand (volume) (weight)
PQAO	Primary Quality Assurance Organization
PSD	Prevention of significant deterioration
QA	Quality Assessment
QAFAC	Qatar Additives Company
QAFCO	Qatar Fertiliser Company
QASCO	Qatar Steel Company Ltd
Qatalum	The Hydro/QP Aluminium and Power Plant Project
QAPP	Quality Assurance Project/Program Plan
QC	Quality Control
QEWG	Qatar Electricity and Water Company
QMP	Quality Management Plan
QNHD	Qatar National Height Datum (QNHD is ~1.3 m above Chart Datum)
QP	Qatar Petroleum
RADM	Regional Acid Deposition Model
RCA	Reportable Compliance Activity
RCEP	Royal Commission on Environmental Pollution
REL	Reference Exposure Level
REM	Regional Equivalent Monitor
RO	EPA Regional Office
ROG	Reactive Organic Gases
ROM	Regional Oxidant Model
ROPME	Regional Organisation for Protection of the Marine Environment
RPO	Regional Planning Organization
RTD	Resistance Temperature Detector
RTP	Research Triangle Park (North Carolina)
RTI	Research Triangle Institute, a research/consulting company
RTO	Regenerative Thermal Oxidiser
S	Sulphur
S&T	Science and Technology
SAB	Science Advisory Board
SAMWG	Standing Air Monitoring Work Group
SAP	Socio-Economic Action Plan
SASP	Surface Air Sampling Program
SARC	Scientific and Applied Research Centre
SB 375	Sustainable Communities and Climate Protection Act of 2008

SCAQMD	South Coast Air Quality Management District
SCENR/SCE	Supreme Council for the Environment & Natural Reserves
SIP	State Implementation Plan
SISO	South Isomax
SLAMS	State or Local Air Monitoring Station
SLTs	State, Local, and Tribal air monitoring agencies
SO ₂	Sulfur dioxide
SOP	Standard operating procedure
SPL	Spent Potlining
SPM	Special Purpose Monitor
SRP	Standard Reference Photometer
SS	Supersite
SSEIA	Scoping Study for Environmental Impact Assessment Report
STAG	State and Tribal Air Grant
STAPPA	State and Territorial Air Pollution Program Administrators
STN	Speciation Trends Network
Strategy	The National Air Monitoring Strategy
SVOC	Semi-Volatile Organic Compound
SWS	Seawater Scrubber
t/d	Tonnes per day
t/h	Tonnes per hour
t/yr	Tonnes per year
TAMS	Tribal Air Monitoring Support (Center)
TAD	Technical Assistance Document
TAR	Tribal Authority Rule
TBD	To Be Determined
TECO	Thermo Electron Corporation, now Thermo Fisher Scientific
TEOM	Tapered Element Oscillation Monitor
THC	Total hydrocarbons
TIP	Tribal Implementation Plan
TNMHC	Total non-methane hydrocarbons
TNMOC	Total non-methane Organic Compound
TOC	Total Organic Carbon
TOM	Total Organic Matter
Tpd	Tons per day
TPH	Total Petroleum Hydrocarbons
TPY	Tons Per Year
TSA	Technical systems audits
TSD	Technical Services Division
TSP	Total suspended particulates
TSS	Total Suspended Solids
T-REX	Traffic Related Exposure Study
TWA	Time Weighted Average
UAM	Urban Airshed Model
UFP	Ultrafine Particulate Matter
UN	United Nations
UNEP	UN Environmental Program
USB	Universal Serial Bus
US EPA	United States Environmental Protection Agency
UV	Ultraviolet

VDC	Vertical Direct Chill (Casting Machines)
VOC	Volatile Organic Compounds
WB	World Bank
WBT	Wet Bulb Temperature
WB PPAH	WB Pollution Prevention and Abatement Handbook
WHO	World Health Organization
WMP	Waste Management Plan
XML	Extensible Markup Language
ΔT	Temperature differential
$\mu\text{g/l}$	Microgrammes per litre
$\mu\text{g/m}^3$	Micrograms (one millionth of a gram) per cubic metre
μm	Micrometers
$\mu\text{M/l}$	Micromoles per litre

BAY AREA AIR QUALITY MANAGEMENT DISTRICT

Memorandum

To: Chairperson Carole Groom and Members
of the Board of Directors

From: Jack P. Broadbent
Executive Officer/APCO

Date: April 27, 2015

Re: Authorization of Design Contract for IT Infrastructure

RECOMMENDED ACTION

The Board of Directors will consider authorizing the Executive Officer/APCO to enter into a contract with Berkeley Communications Corporation not to exceed \$90,000 for the design of Information Technology (IT) infrastructure.

BACKGROUND

In July 2010, the Air District entered into a six year capital lease agreement for the purchase of IT infrastructure including computer servers, storage and networking equipment. The terms of the lease require that the Air District make a single annual payment of \$368,000 in July every year for six consecutive years, with the final payment due in July 2015, Fiscal Year Ending (FYE 16).

The expected useful life of the IT infrastructure purchased under this lease is six years, thus the Air District had planned to replace this equipment in 2016 (FYE17). However, as the Air District is currently scheduled to relocate its offices to 375 Beale Street in late 2015 (FYE 16), the Air District Board of Directors approved an accelerated payoff of the existing infrastructure under the current lease in preparation for the purchase of new IT infrastructure for 375 Beale street.

Following board approval on June 4, 2014, the existing infrastructure lease was paid off in full in July 2014. The Air District now seeks to commence the new procurement cycle executing an IT design services contract in order to design the new infrastructure.

DISCUSSION

The Air District issued a Request for Proposal (RFP) for an IT design services engagement on March 26, 2015. The RFP was directly sent to three vendors who are known to have expertise in the specific technical area and posted on the Air District's website. During the three week period that the RFP was open, the Air District responded to written questions from two additional vendors; however, upon closing, only a single proposal was received from Berkeley Communications Corporation (Berkcom) headquartered in Emeryville, CA.

The Berkcom proposal was evaluated under the Air Districts RFP evaluation procedures, and was found to be very responsive to the Air District's needs, receiving an average score of eighty eight on a one hundred point scale. Berkcom has previously completed other contract work at the Air District on time and on budget.

BUDGET CONSIDERATION/FINANCIAL IMPACT

None. This expenditure is included in the FYE 2015 budget.

Respectfully submitted,

Jack P. Broadbent
Executive Officer/APCO

Prepared by: Damian Breen

BAY AREA AIR QUALITY MANAGEMENT DISTRICT

Memorandum

To: Chairperson Carole Groom and Members
of the Board of Directors

From: Jack P. Broadbent
Executive Officer/APCO

Date: April 27, 2015

Re: Increase Website Editor Contract by \$15,000 for the My Air Online Program

RECOMMENDED ACTION

Recommend the Board of Directors:

- Authorize the Executive Officer/APCO to increase the contract with Sonoma Technology, Inc. (STI), by \$15,000 (from \$120,000 to \$135,000) for content editing and staff training for the My Air Online website.

BACKGROUND

As part of the My Air Online Program the Bay Area Air Quality Management District (Air District) is seeking to modernize its web presence to: 1) provide online services to the regulated community; and 2) to simplify and expand access to air quality information for members of the public. This modernization is a multifaceted process that involves the redesign of the current website, integration of current website functionality, implementation of a visual mapping tool and editing of website content to ensure it is more accessible and easily understandable by members of the public.

In order to assist with the editing of its current website content in preparation for the launch of the updated My Air Online Site and to provide for ongoing support and training of staff, the Air District entered into a contract with Sonoma Technologies Incorporated (STI) on November 1, 2014.

DISCUSSION

While the editing of the website has gone well, the process for the import and export of materials to STI has proved complicated. Neither the Air District nor STI had envisioned this complication as part of their RFP bid or its evaluation; as such, this work was not budgeted. In recognition of this additional work, staff is seeking an increase of \$15,000 to the STI contract to complete the web editing task as part of the My Air Online Project. This budget increase will allow the Air District to meet its goal of having the entire site edited and online by June 1, 2015.

BUDGET CONSIDERATION/FINANCIAL IMPACT

None. Funding for the STI contract is included in the fiscal year ending (FYE) 2015 budget in Program 309.

Respectfully submitted,

Jack P. Broadbent
Executive Officer/APCO

Prepared by: Damian Breen

BAY AREA AIR QUALITY MANAGEMENT DISTRICT

Memorandum

To: Chairperson Carole Groom and Members
of the Board of Directors

From: Jack P. Broadbent
Executive Officer/APCO

Date: April 22, 2015

Re: Report of the Personnel Committee Meeting April 20, 2015

RECOMMENDED ACTION

The Personnel Committee (Committee) received only informational items and has no recommendations of approval by the Board of Directors (Board).

BACKGROUND

The Committee met on Monday, April 20, 2015, and received the following reports:

- 1) Closed session to conduct performance evaluations of the Executive Officer and District Counsel. There are no staff reports or reportable action for the Closed Session item.
- 2) The Committee postponed the staff presentation *Strategic Staffing Plan Update – Management Restructuring Plan* to a future meeting.

Chairperson Brad Wagenknecht will provide an oral report of the Committee meeting.

BUDGET CONSIDERATION/FINANCIAL IMPACT

None.

Respectfully submitted,

Jack P. Broadbent
Executive Officer/APCO

Prepared by: Sean Gallagher
Reviewed by: Maricela Martinez

Attachment: 04/20/15 – Committee Meeting Agenda #4

BAY AREA AIR QUALITY MANAGEMENT DISTRICT

Memorandum

To: Chairperson Brad Wagenknecht and Members
of the Personnel Committee

From: Jack P. Broadbent
Executive Officer/APCO

Date: April 8, 2015

Re: Strategic Staffing Update – Management Restructuring Plan

RECOMMENDATION

None; receive and file.

BACKGROUND

The Board of Directors and the Executive Officer/APCO have been engaged in discussions regarding the strategic staffing plan and the human resources of the Air District. As a result of these discussions, Air District staff in consultation with a third-party public sector human resources legal firm, recommends the development of a management restructuring plan. This plan would include the creation of new job classifications in the management classification system, the establishment of additional salary levels, an amendment of the existing classifications and a refinement of the current classification system. This plan will provide succession opportunities and will address redundancies within the current system.

DISCUSSION

In order to address the need for clear succession planning and in an effort to refine the current system of classifications, a management restructuring plan is recommended. It is recommended that the plan create four new job classifications in the management classification system: Assistant Manager, Manager, Director/Officer and Deputy Executive Officer. It is recommended that the plan would also amend the current job classification of Deputy Air Pollution Control Officer to allow for specific designations of expertise within that classification. This enhanced management plan allows for the greatest flexibility in staffing, better deployment of resources and a clear succession plan for the Agency.

The newly created and amended job classifications will replace 30 of the existing job classifications in the management classification system. The new streamlined classes provide the Air District with flexibility in staffing and position mobility throughout the Agency. The positions of Assistant Manager and Deputy Executive Officer will enhance succession opportunities at the Air District.

All current management staff which hold positions within the existing 30 job classifications will be reclassified to the newly adopted classifications which are consistent with current salaries.

BUDGET CONSIDERATION/FINANCIAL IMPACT

There is no budget/financial impact beyond that already contemplated in the Fiscal Year Ending 2016 budget which will be presented to the full Board this year. This recommendation will not increase FTEs.

Respectfully Submitted,

Jack P. Broadbent
Executive Officer/APCO

Prepared by: Rex Sanders

BAY AREA AIR QUALITY MANAGEMENT DISTRICT

Memorandum

To: Chairperson Carole Groom and Members
of the Board of Directors

From: Jack P. Broadbent
Executive Officer/APCO

Date: April 22, 2015

Re: Report of the Stationary Source Committee Meeting of April 20, 2015

RECOMMENDED ACTION

The Stationary Source Committee (Committee) received only informational items and has no recommendations of approval by the Board of Directors.

BACKGROUND

The Committee met on Monday, April 20, 2015, and received the report Update on Lehigh Southwest Cement Facility.

Chairperson John Gioia will provide an oral report of the Committee meeting.

BUDGET CONSIDERATION/FINANCIAL IMPACT

None.

Respectfully submitted,

Jack P. Broadbent
Executive Officer/APCO

Prepared by: Sean Gallagher
Reviewed by: Maricela Martinez

Attachment: 04/20/15 – Committee Meeting Agenda #4

BAY AREA AIR QUALITY MANAGEMENT DISTRICT

Memorandum

To: Chairperson John Gioia and Members
of the Stationary Source Committee

From: Jack P. Broadbent
Executive Officer/APCO

Date: March 26, 2015

Re: Update on Lehigh Southwest Cement Facility

RECOMMENDED ACTION

None; receive and file.

BACKGROUND

The Lehigh Southwest Cement Plant is located in unincorporated Cupertino at the end of Stevens Creek Boulevard. The facility excavates limestone from an on-site quarry for use as a raw material in cement manufacturing. The limestone, and other raw materials, are crushed into a fine powder and blended in the correct proportions. This blended raw material is heated in a pre-heater and rotary kiln where it reaches temperatures of about 2,800 degrees Fahrenheit. The fuel used to heat the kiln is currently petroleum coke. The material formed in the kiln, known as “clinker”, is cooled and then ground and blended with gypsum to form Portland cement. In addition to cement, the facility also produces and sells construction aggregates.

On September 9, 2013, Lehigh Southwest Cement Facility became subject to the requirements of Regulation 9, Rule 13: Nitrogen Oxides, Particulate Matter, and Toxic Air Contaminants from Portland Cement Manufacturing. On February 13, 2015, Lehigh Southwest Cement Company started-up a new kiln stack (295 feet high) and clinker cooler stack (116 feet high), which reduces health risks.

DISCUSSION

Staff will provide an update of Lehigh Southwest Cement Facility’s compliance status, details of monitoring at the new stacks and results of an updated health risk assessment.

Respectfully Submitted,

Jack P. Broadbent
Executive Officer/APCO

Prepared by: Jim Karas
Reviewed by: Jeff McKay

BAY AREA AIR QUALITY MANAGEMENT DISTRICT

Memorandum

To: Chairperson Carole Groom and Members
of the Board of Directors

From: Jack P. Broadbent
Executive Officer/Air Pollution Control Officer

Date: April 22, 2015

Re: Report of the Budget and Finance Committee Meeting of April 22, 2015

RECOMMENDED ACTION

The Budget and Finance Committee (Committee) recommends the Board of Directors (Board) approve the following items:

- A) Continued Discussion of Fiscal Year Ending (FYE) 2016 Proposed Air District Budget and Consideration to Recommend Adoption:
 - 1) Adopt the FYE 2016 Proposed Budget;
 - 2) Change Reserve Policy to 20% of the General Fund Budget; and
 - 3) Establish a 90% minimum funding level policy for Other Post-Employment Benefits.
- B) None; receive and file; and
- C) None; receive and file.

BACKGROUND

The Committee met on Wednesday, April 22, 2015, and received the following reports and recommendations:

- A) Continued Discussion of FYE 2016 Proposed Air District Budget and Consideration to Recommend Adoption;
- B) Third Quarter Financial Report –FYE 2015; and
- C) Renewal of Information Technology Infrastructure.

Committee Chairperson David Hudson will give an oral report of the Committee meeting.

BUDGET CONSIDERATION/FINANCIAL IMPACT

A) The proposed consolidated budget for FYE 2016 is \$146,465,660 and is a balanced budget.

B) None.

C) None.

Respectfully submitted,

Jack P. Broadbent
Executive Officer/APCO

Prepared by: Sean Gallagher
Reviewed by: Maricela Martinez

Attachment A: 04/22/15 – Budget and Finance Committee Meeting Agenda #4
Attachment B: 04/22/15 – Budget and Finance Committee Meeting Agenda #5
Attachment C: 04/22/15 – Budget and Finance Committee Meeting Agenda #6

BAY AREA AIR QUALITY MANAGEMENT DISTRICT

Memorandum

To: Chairperson David Hudson and Members
of the Budget and Finance Committee

From: Jack P. Broadbent
Executive Officer/APCO

Date: April 8, 2015

Re: Continued Discussion of Fiscal Year Ending (FYE) 2016 Proposed Air District Budget
and Consideration to Recommend Adoption

RECOMMENDED ACTION

The Committee will continue discussion of the proposed budget for FYE 2016 and consider recommending that the Board of Directors:

1. Adopt the FYE 2016 Proposed Budget;
2. Change Reserve Policy to 20% of the General Fund Budget; and
3. Establish a 90% minimum funding level policy for Other Post-Employment Benefits (OPEB)

BACKGROUND

As directed by the Board of Directors at its March 18, 2015, regular board meeting, the FYE 2016 Proposed Budget was referred to the Budget and Finance Committee for review at the Committee's March 25, 2015, meeting.

On March 25, 2015, staff presented the FYE 2016 Proposed Budget to the Committee. The Proposed Budget is balanced, with the General Fund totaling \$81.5 million and the Consolidated Funds (including program distributions) totaling \$146.5 million. Proposed capital requests are \$4.0 million.

DISCUSSION

The Committee will continue its discussion on the FYE 2016 Proposed Budget at its April 22, 2015, meeting. The FYE 2016 Proposed Budget includes several recommendations for the Committee's consideration:

- Proposed Reserve Policy Change from 15% to 20% of general fund expenditures to cover 2.5 months of the proposed operating budget
- Establish a 90% minimum target funding level for (OPEB)
- Continuation of \$3.0 million contribution to prefund OPEB

- Prefund CalPERS pension plan in an amount of 5% of Annual Required Contribution (ARC)
- Appropriate \$9.0 million from the building sale proceeds for down payment on 375 Beale Street Office acquisition
- Use of reserves to fund one-time capital purchases

In addition to these recommendations, the Committee directed staff to prepare for the April 22, 2015, meeting the following:

- Analysis of potential savings for prefunding CalPERS
- Additional funding consideration for wood smoke reduction incentives

Staff will present information on these items at its April 22, 2015, Committee meeting

Staff requests that the Budget and Finance Committee at its, April 22, 2015, meeting complete its review and take action on the proposed budget. This will allow staff the necessary time required to amend, if necessary, the budget for the first public hearing to be held on May 20, 2015.

Staff will publish, prior to April 22, 2015, a notice to the general public that the first of two public hearings on the budget will be conducted on May 20, 2015, and that the second hearing will be conducted on June 3, 2015.

BUDGET CONSIDERATION/FINANCIAL IMPACT

The proposed consolidated budget for FYE 2016 is \$146,465,660 and is a balanced budget.

Respectfully submitted,

Jack P. Broadbent
Executive Officer/APCO

Prepared by: Stephanie Osaze
Reviewed by: Jeff McKay

BAY AREA AIR QUALITY MANAGEMENT DISTRICT

Memorandum

To: Chairperson David Hudson and Members
of the Budget and Finance Committee

From: Jack P. Broadbent
Executive Officer/APCO

Date: April 8, 2015

Re: Third Quarter Financial Report – Fiscal Year Ending (FYE) 2015

RECOMMENDED ACTION

None; receive and file.

DISCUSSION

Finance staff will present an update on the Air District's financial results for the third quarter of the FYE 2015. The following information summarizes those results.

GENERAL FUND BUDGET: STATEMENT OF REVENUES

Comparison of Budget to Actual Revenues

County Receipts	\$ 14,143,237	(63%) of budgeted revenue.
Permit Fees	\$ 26,344,843	(96%) of budgeted revenue.
Title V Permit Fees	\$ 4,039,072	(104%) of budgeted revenue.
Asbestos Fees	\$ 2,387,824	(104%) of budgeted revenue.
Toxic Inventory Fees	\$ 361,974	(65%) of budgeted revenue.
Penalties and Settlements	\$ 1,876,389	(109%) of budgeted revenue.
Interest Revenues	\$ 137,312	(72%) of budgeted revenue.
Miscellaneous Revenues	\$ 67,193	(59%) of budgeted revenue.

GENERAL FUND BUDGET: STATEMENT OF EXPENDITURES

Comparison of Budget to Actual Expenditures

Personnel - Salaries*	\$24,978,191	(71%) of budgeted expenditures.
Personnel - Fringe Benefits*	\$12,125,074	(79%) of budgeted expenditures.
Operational Services and Supplies	\$10,858,632	(51%) of budgeted expenditures.
Capital Outlay	\$ 2,621,384	(50%) of budgeted expenditures
<i>* Consolidated (includes Special Funds)</i>		

CASH AND INVESTMENTS IN COUNTY TREASURY

(Based on the March 2015 Account Balance)

General Fund	\$52,512,174
TFCA	\$74,112,609
MSIF	\$34,423,877
Carl Moyer	\$2,159,235
CA Goods Movement	\$13,094,006
Total	<u>\$176,301,901</u>

FUND BALANCES	6/30/2014 Audited	Board Approved Transfer	6/30/2015 Projected
Reserve for Building and Facilities	\$ 500,000	\$ (500,000)	\$ -
Reserve for Capital Equipment Contingency	\$ 1,000,000		\$ 1,000,000
Reserve for Economic Contingency	\$ 10,114,309		\$ 10,114,309
Reserve for IT-Desktop Equipment	\$ 500,000		\$ 500,000
Reserve for IT- Event Response	\$ 500,000		\$ 500,000
Reserve for JD Edwards Software Upgrade	\$ 1,000,000	\$ (1,000,000)	\$ -
Reserve for Pension & Post Employment Liability	\$ 1,800,000		\$ 1,800,000
Reserve for Tech- GHG Monitoring Equipment	\$ 360,900		\$ 360,900
Reserve for Tech- Meterological Network Equipment	\$ 417,100		\$ 417,100
Reserve for Tech- Mobile Monitoring Instruments	\$ 450,000		\$ 450,000
Reserve for Worker's Comp Self -Funding	\$ 1,000,000		\$ 1,000,000
Unreserved and Undesignated	\$ 7,404,751	\$ (358,036)	\$ 7,046,715
TOTAL SPECIAL RESERVES	\$ 25,047,060	\$ (1,858,036)	\$ 23,189,024
Building Proceeds	\$ 14,668,200	\$ (500,000)	\$ 14,168,200
	-		-
TOTAL BUILDING PROCEEDS	\$ 14,668,200	\$ (500,000)	\$ 14,168,200
TOTAL FUND BALANCE	\$ 39,715,260	\$ (2,358,036)	\$ 37,357,224

VENDOR PAYMENTS

In accordance with provisions of the Administrative Code, Division II Fiscal Policies and Procedures - Section 4 Purchasing Procedures: 4.3 Contract Limitations, staff is required to present recurring payments for routine business needs such as utilities, licenses, office supplies and the like, more than, or accumulating to more than \$70,000 for the fiscal year. In addition, this report includes all of the vendors receiving payments in excess of \$70,000 under contracts that have not been previously reviewed by the Board. In addition, staff will report on vendors that undertook work for the Air District on several projects that individually were less than \$70,000, but cumulatively exceed \$70,000.

Below is a list of vendors including payments made during the third quarter of 2014-2015 fiscal year that exceeded \$70,000 and meets the reporting criteria noted above. All expenditures have been appropriately budgeted as a part of the overall Air District budget for Fiscal Year 2014-15.

	VENDOR NAME	AMOUNT PAID (July 2014 - March 2015)	Explanation
1	ALLIANT INSURANCE SERVICES	416,584	Various Business Insurance Policies
2	CA PUBLIC EMPLOYEE RETIREMENT SYSTEM	4,716,788	Health Insurance Plan
3	CA PUBLIC EMPLOYEE RETIREMENT SYSTEM	6,373,962	Retirement Benefits & 457 Supplemental Plan
4	CAPCOA	620,241	Pass through EPA grants
5	COMPUCOM SYSTEMS, INC.	150,120	Microsoft license agreement
6	COMPUTER DISCOUNT WAREHOUSE	77,249	IT Servers Maintenance
7	CSAC EXCESS INSURANCE AUTHORITY	551,941	Life Insurance Plan & LTD Insurance
8	CUBIC TRANSPORTATIONS SYSTEMS	241,312	Clipper Transit Subsidy
9	DIRECT MAIL CENTER	84,222	Bulk Mailing Services
10	EMPLOYEE BENEFIT SPECIALISTS	189,611	Medical & Dependent Care Flexible Spending Plan
11	ENTERPRISE FLEET SERVICES	379,404	Fleet Leasing and Maintenance services
12	EPLUS TECHNOLOGY, INC.	138,543	Cisco Maintenance and Support
13	HARTFORD LIFE INS. CO.	303,873	457 Supplemental Insurance
14	NETAPP INC.	85,198	SF & SAC Net Application Support
15	PACIFIC GAS & ELECTRIC COMPANY	309,566	Utilities
16	PREFERRED BENEFIT INSURANCE AD	521,198	Dental Insurance Plan
17	RENNE SLOAN HOLTZMAN & SAKAI	138,868	Human Resources Consulting Services
18	RICHMOND PARKWAY BUSINESS PARK	166,950	Building Lease
19	SONOMA TECHNOLOGY INC.	119,873	Programming & Special Studies
20	THERMO ENVIRONMENTAL INSTRUMENTS	153,580	Air monitoring and source test instrumentation
21	VERIZON WIRELESS	146,630	Cell phone services
22	WRIGHT EXPRESS FLEET SERVICES	89,173	Fuel for Fleet

BUDGET CONSIDERATION/FINANCIAL IMPACT

None; receive and file.

Respectfully submitted,

Jack P. Broadbent
Executive Officer/APCO

Prepared by: Stephanie Osaze

Reviewed by: Jeff McKay

BAY AREA AIR QUALITY MANAGEMENT DISTRICT

Memorandum

To: Chairperson Dave Hudson and Members
of the Budget and Finance Committee

From: Jack P. Broadbent
Executive Officer/APCO

Date: April 22, 2015

Re: Renewal of IT Infrastructure

RECOMMENDED ACTION

None; receive and file.

BACKGROUND

In July 2010, the Air District entered into a six year capital lease agreement for the purchase of IT infrastructure including computer servers, storage and networking equipment. The terms of the lease require that the Air District make a single annual payment of \$368,000 in July every year for six consecutive years, with the final payment due in July 2015, Fiscal Year Ending (FYE) 16.

The expected useful life of the IT infrastructure purchased under this lease is six years, thus the Air District had planned to replace this equipment in 2016 (FYE 17). However, as the Air District is currently scheduled to move its offices to 375 Beale Street in late 2015 (FYE 16), the Air District Board of Directors approved an accelerated payoff of the equipment under the current lease in preparation for the purchase of new IT infrastructure for 375 Beale Street.

DISCUSSION

Procuring equipment every six years allows the Air District to take advantage of price reductions available in quantity procurements. In addition, a capital lease allows the Air District to maintain relatively constant annual costs for IT infrastructure instead of making single large capital investments every six years.

The Air District is now working towards procuring new IT infrastructure and has issued a Request for Proposal (RFP) for services to design the new IT infrastructure for installation at 375 Beale Street.

Staff will review the status of the current design services RFP as well as the strategy for the ultimate procurement and installation of IT infrastructure at 375 Beale Street.

BUDGET CONSIDERATION/FINANCIAL IMPACT

None.

Respectfully submitted,

Jack P. Broadbent
Executive Officer/APCO

Reviewed by: Damian Breen
Prepared by: John Chiladakis

BAY AREA AIR QUALITY MANAGEMENT DISTRICT

Memorandum

To: Chairperson Carole Groom and Members
of the Board of Directors

From: Jack P. Broadbent
Executive Officer/Air Pollution Control Officer

Date: April 23, 2015

Re: Report of the Mobile Source Committee Meeting of April 23, 2015

RECOMMENDED ACTION

The Mobile Source Committee (Committee) recommends Board of Directors' (Board) approval of the following items:

- A) Projects and Contracts with Proposed Awards over \$100,000:
- 1) Approve Carl Moyer Program (CMP) and Transportation Fund for Clean Air (TFCA) projects with proposed grant awards over \$100,000;
 - 2) Authorize \$790,500 in additional TFCA revenues to be allocated to alternative fuel infrastructure projects; and
 - 3) Authorize the Executive Officer/APCO to enter into agreements for the recommended projects.
- B) Fiscal Year Ending (FYE) 2016 TFCA Funding Allocations:
- 1) Allocate \$13.77 million in new TFCA revenue to the programs listed in Table 1 of the Committee staff report;
 - 2) Authorize the proposed cost-effectiveness limits for the Air District sponsored programs listed in Table 2 of the Committee staff report;
 - 3) Authorize the Executive Officer/APCO to enter into funding agreements and contracts up to \$100,000 for projects and programs listed in Table 1 of the Committee staff report; and
 - 4) Authorize the Executive Officer/APCO to execute all contracts necessary to accept, appropriate, and expend Congestion Mitigation Air Quality funding awarded by the Metropolitan Transportation Commission.

- C) FYE 2016 TFCA County Program Manager (CPM) Expenditure Plans and Request for a Waiver from Sonoma County Transportation Authority (SCTA)
- 1) Approve the allocation of FYE 2016 TFCA CPM Funds listed in Table 1 of the Committee staff report;
 - 2) Authorize the Executive Officer/APCO to enter into funding agreements with the CPMs for the total funds to be programmed in FYE 2016, listed in Table 1 of the Committee staff report; and
 - 3) Approve a policy waiver to allow SCTA to use FYE 2015 TFCA CPM Funds for an arterial management project.
- D) Authorize the Executive Officer/APCO to execute agreements and take the necessary actions to close out the Regional Bay Area Bikeshare pilot project and to transition project assets in accordance with Caltrans' requirements.

BACKGROUND

The Committee met on Thursday, April 23, 2015, and received the following reports and recommendations:

- A) Projects and Contracts with Proposed Awards over \$100,000;
- B) FYE 2016 TFCA Funding Allocations;
- C) FYE 2016 TFCA CPM Expenditure Plans and Request for a Waiver from SCTA; and
- D) Bay Area Bike Share Update.

Chairperson Scott Haggerty will provide an oral report of the Committee meeting.

BUDGET CONSIDERATION/FINANCIAL IMPACT

- A) None. Through the CMP, Mobile Source Incentive Fund, and TFCA programs, the Air District distributes "pass-through" funds to public agencies and private entities on a reimbursement basis. Administrative costs for these programs are provided by each funding source.
- B) None. The Air District distributes "pass-through" funds to grantees on a reimbursement basis. Administrative costs for the TFCA Regional Fund program are provided by the funding source.
- C) None. TFCA CPM revenues are generated from a dedicated outside funding source and are passed through to CPMs.

D) None. The Air District distributes “pass-through” funds to grantees on a reimbursement basis. Administrative costs for the TFCA program are provided by the funding source.

Respectfully submitted,

Jack P. Broadbent
Executive Officer/APCO

Prepared by: Sean Gallagher
Reviewed by: Maricela Martinez

Attachment A: 04/23/15 – Mobile Source Committee Meeting Agenda #4
Attachment B: 04/23/15 – Mobile Source Committee Meeting Agenda #5
Attachment C: 04/23/15 – Mobile Source Committee Meeting Agenda #6
Attachment D: 04/23/15 – Mobile Source Committee Meeting Agenda #7

BAY AREA AIR QUALITY MANAGEMENT DISTRICT

Memorandum

To: Chairperson Scott Haggerty and Members
of the Mobile Source Committee

From: Jack P. Broadbent
Executive Officer/APCO

Date: April 9, 2015

Re: Projects and Contracts with Proposed Awards over \$100,000

RECOMMENDATIONS

Recommend Board of Directors:

1. Approve Carl Moyer Program (CMP) and Transportation Fund for Clean Air (TFCA) projects with proposed grant awards over \$100,000;
2. Authorize \$790,500 in additional TFCA revenues to be allocated to alternative fuel infrastructure projects; and
3. Authorize the Executive Officer/APCO to enter into agreements for the recommended projects.

BACKGROUND

The Bay Area Air Quality Management District (Air District) has participated in the Carl Moyer Program (CMP), in cooperation with the California Air Resources Board (ARB), since the program began in fiscal year 1998-1999. The CMP provides grants to public and private entities to reduce emissions of oxides of nitrogen (NOx), reactive organic gases (ROG) and particulate matter (PM) from existing heavy-duty engines by either replacing or retrofitting them. Eligible heavy-duty diesel engine applications include on-road trucks and buses, off-road equipment, marine vessels, locomotives, and stationary agricultural pump engines.

Assembly Bill 923 (AB 923 - Firebaugh), enacted in 2004 (codified as Health and Safety Code Section 44225), authorized local air districts to increase their motor vehicle registration surcharge up to an additional \$2 per vehicle. The revenues from the additional \$2 surcharge are deposited in the Air District's Mobile Source Incentive Fund (MSIF). AB 923 stipulates that air districts may use the revenues generated by the additional \$2 surcharge for projects eligible under the CMP.

On February 19, 2014, the Air District Board of Directors (Board) authorized Air District participation in Year 16 of the CMP, and authorized the Executive Officer/APCO to execute

Grant Agreements and amendments for projects funded with CMP funds or MSIF revenues, with individual grant award amounts up to \$100,000.

In 1991, the California State Legislature authorized the Air District to impose a \$4 surcharge on motor vehicles registered within the nine-county Bay Area to fund projects that reduce on-road motor vehicle emissions within the Air District's jurisdiction. The statutory authority for the Transportation Fund for Clean Air (TFCA) and requirements of the program are set forth in California Health and Safety Code Sections 44241 and 44242. Each year, the Board allocates funding and adopts policies and evaluation criteria that govern expenditure of TFCA funding.

Sixty percent of TFCA funds are awarded directly by the Air District to eligible projects and programs implemented directly by the Air District (e.g., Spare the Air, Plug-in Electric Vehicle Program) and to a program referred to as the TFCA Regional Fund.

CMP and TFCA Regional Fund projects with grant award amounts over \$100,000 are brought to the Committee for consideration at least on a quarterly basis. Staff reviews and evaluates the grant applications based upon the respective governing policies and guidelines established by the ARB and/or the Board.

DISCUSSION

Carl Moyer Program

The Air District started accepting applications for CMP Year 16 projects on July 14, 2014. The Air District has approximately \$12 million available for CMP projects from a combination of MSIF and CMP funds. Project applications are being accepted and evaluated on a first-come, first-served basis.

As of April 6, 2015, the Air District had received 60 project applications for the CMP Year 16 cycle. Of the applications that have been evaluated between February 9, 2015 and April 6, 2015, five eligible projects have proposed individual grant awards over \$100,000. These projects will replace nine tractors and two loaders, and will reduce over 4.4 tons of NO_x, ROG and PM per year. Staff recommends allocating \$804,743 to these projects from a combination of CMP funds and MSIF revenues. Attachment 1, Table 1, provides additional information on these projects.

Attachment 2, lists all of the eligible projects that have been approved by the Air District since May 6, 2014, and summarizes the allocation of funding by equipment category, and county. This list also includes the Voucher Incentive Program (VIP) on-road replacement projects awarded since the last committee update. Approximately 27% of the funds have been awarded to projects that reduce emissions in highly impacted Bay Area communities. Attachment 3 summarizes the cumulative allocation of CMP and MSIF funding since the Year 11 funding cycle (more than \$83 million awarded to 661 projects).

Transportation Fund for Clean Air (TFCA)

On May 21, 2014, the Board allocated \$18.8 million in TFCA funding for eligible projects in Fiscal Year Ending (FYE) 2015 and authorized the Executive Officer/APCO to execute Grant

Agreements and amendments for TFCA-funded projects with individual grant award amounts up to \$100,000. On June 4, 2014, the Board adopted policies and evaluation criteria for the FYE 2015 TFCA Regional Fund program.

Since July 1, 2014, the Air District has opened solicitations for the following FYE 2015 incentive programs: Shuttle and Ridesharing Services, Bicycle Racks and Electronic Lockers, Plug-in Electric Vehicles, On-road Truck Replacements, and Alternative Fuel Infrastructure.

As of April 6, 2015, the Air District had received and reviewed 50 applications for FYE 2015 TFCA funding. Of the applications that have been evaluated between January 6, and April 6, 2015, five eligible project sponsors proposed projects with an individual grant award over \$100,000. Three of these proposed to deploy a total of 12 new hydrogen re-fueling stations and the other two proposed to expand access to compressed natural gas (CNG) re-fueling stations (construction of one new CNG station and upgrades at two existing CNG stations). In total these 5 projects will reduce over 2.23 tons of NO_x, ROG and PM per year. Staff recommends allocating \$2,790,500 to these projects from a combination of TFCA fund revenues including \$2 million that was previously authorized by the Board for alternative fuel infrastructure projects and \$790,500 in additional TFCA revenues from FYE 2014 projects that have been cancelled and that closed under budget. Attachment 1, Table 2, provides additional information on these projects.

Attachment 4 lists all of the 37 eligible projects that have been approved by the Air District between July 1, 2014 and April 6, 2015. Attachment 5 summarizes the allocation of funding by project category (Figure 1), and county (Figure 2). During this cycle, approximately \$5.03 million in TFCA funds have been awarded to 37 projects. These 37 projects will reduce over 86.59 tons of NO_x, ROG and PM per year.

BUDGET CONSIDERATION / FINANCIAL IMPACT

None. Through the CMP, MSIF and TFCA programs, the Air District distributes “pass-through” funds to public agencies and private entities on a reimbursement basis. Administrative costs for these programs are provided by each funding source.

Respectfully submitted,

Jack P. Broadbent
Executive Director/APCO

Prepared by: Karen Schkolnick and Anthony Fournier

Reviewed by: Damian Breen

- Attachment 1: Projects with grant awards greater than \$100,000 (evaluated between 2/9/15 and 4/6/15)
- Attachment 2: Summary of all CMP/ MSIF and VIP approved and eligible projects (evaluated between 5/6/14 and 4/6/15)
- Attachment 3: Summary of program distribution by county and equipment category for CMP/ MSIF and VIP projects for Years 11-16
- Attachment 4: Summary of all TFCA approved and eligible projects (evaluated between 7/1/14 and 4/6/15)
- Attachment 5: Summary of distribution of FYE 2015 TFCA funds by county and project category (evaluated between 7/1/14 and 4/6/15)

AGENDA 4 - ATTACHMENT 1

**Table 1 - Summary of Carl Moyer Program/ Mobile Source Incentive Fund projects
with grant awards greater than \$100k (Evaluated between 2/9/15 and 4/6/15)**

Project #	Applicant name	Equipment Category	Project description	Proposed Contract Award	Total Project Cost	Emission Reductions (Tons per year)			County
						NOx	ROG	PM	
16MOY40	M. German & Son Partnership (Vineyard)	Ag/ off-road	Replacement of three diesel-powered tractors.	\$ 128,442	\$ 170,481	0.610	0.129	0.046	Solano
16MOY41	Complete Equipment, Inc. (Farmer)	Ag/ off-road	Replacement of one diesel-powered tractor.	\$ 191,816	\$ 239,770	0.676	0.070	0.024	Sonoma
16MOY48	Michael Wolf Vineyard Services Inc.	Ag/ off-road	Replacement of five diesel-powered tractors.	\$ 168,160	\$ 233,690	0.595	0.156	0.061	Napa
16MOY53	Bar M Dairy, Inc.	Ag/ off-road	Replacement of one diesel-powered loader.	\$ 154,536	\$ 193,170	0.802	0.113	0.041	Sonoma
16MOY56	Morrison Bros. Dairy	Ag/ off-road	Replacement of one diesel-powered loader.	\$ 161,789	\$ 202,237	0.962	0.100	0.034	Sonoma
5 Projects				\$ 804,743	\$ 1,039,348	3.644	0.569	0.206	

**Table 2 - Summary of Transportation Fund for Clean Air projects
with grant awards greater than \$100k (Evaluated between 1/6/15 and 4/6/15)**

Project #	Project Sponsor	Equipment Category	City	Est. C/E	Proposed Contract Award	Total Project Cost	Emission Reductions (Tons per year)			County
							NOx	ROG	PM	
15R28	Clean Energy	CNG Re-Fueling Station	San Jose	\$38,601	\$200,000	\$1,695,540	0.15	0.16	0.07	Santa Clara
			Oakland	\$352,092	\$200,000	\$807,000	0.02	0.02	0.01	Alameda
15R27	FirstElement Fuel, Inc.	Hydrogen Re-Fueling Station	Saratoga	\$188,877	\$125,000	\$2,252,543	0.04	0.06	0.01	Santa Clara
			Mill Valley	\$188,877	\$125,000	\$2,259,628	0.04	0.06	0.01	Marin
			San Jose	\$188,877	\$125,000	\$2,252,813	0.04	0.06	0.01	Santa Clara
			Campbell	\$188,877	\$125,000	\$2,249,108	0.04	0.06	0.01	Santa Clara
			Hayward	\$188,877	\$125,000	\$2,245,516	0.04	0.06	0.01	Alameda
			So. San Francisco	\$188,877	\$125,000	\$2,250,202	0.04	0.06	0.01	San Mateo
			Redwood City	\$188,877	\$125,000	\$2,251,116	0.04	0.06	0.01	San Mateo
15R30	Linde, LLC	Hydrogen Re-Fueling Station	Mountain View	\$204,005	\$300,000	\$2,532,424	0.10	0.12	0.01	Santa Clara
			Foster City	\$204,005	\$300,000	\$2,505,100	0.10	0.12	0.01	San Mateo
			San Ramon	\$204,005	\$300,000	\$2,690,890	0.10	0.12	0.01	Contra Costa
			Los Altos	\$204,005	\$300,000	\$2,532,424	0.10	0.12	0.01	Santa Clara
15R31	Hydrogen Technology & Energy Corporation	Hydrogen Re-Fueling Station	Woodside	\$219,097	\$145,000	\$1,567,728	0.04	0.06	0.01	San Mateo
15R29	Integrays Transportation Fuels, dba Trillium CNG	CNG Re-Fueling Station	Berkley	\$292,942	\$170,500	\$681,999	0.02	0.02	0.01	Alameda
5 Projects				\$ 2,790,500	\$ 30,774,031	0.91	1.13	0.19		

AGENDA 4 - ATTACHMENT 2

Summary of all CMP, MSIF and VIP approved/ eligible projects (between 5/6/14 and 4/6/15)

Project #	Equipment category	Project type	# of engines	Proposed contract award	Applicant name	Emission Reductions (Tons per year)			Board approval date	County
						NOx	ROG	PM		
15MOY89	Ag/ off-road	Tractor replacement	1	\$ 23,100.00	Tri-Valley Vineyard Management Inc.	0.061	0.013	0.003	APCO	Sonoma
15MOY120	Ag/ off-road	Tractor replacement	4	\$ 96,346.00	David Pirio Vineyard Management LLC	0.251	0.059	0.020	APCO	Napa
15MOY80	Ag/ off-road	Tractor replacement	2	\$ 59,791.00	Kenzo Estate, Inc.	0.186	0.033	0.015	APCO	Napa
15MOY94	Ag/ off-road	Tractor replacement	2	\$ 85,280.00	Garry Mahrt (Farmer)	0.319	0.060	0.024	APCO	Sonoma
15MOY104	Ag/ off-road	Tractor replacement	1	\$ 38,428.00	Capp Bros Vineyard Management	0.097	0.025	0.010	APCO	Napa
15MOY105	Ag/ off-road	Tractor replacement	1	\$ 40,801.00	Domenico J. Carinalli, Jr.	0.114	0.024	0.006	APCO	Sonoma
15MOY107	Ag/ off-road	Tractor replacement	1	\$ 42,232.00	M. German & Son (Farmer)	0.175	0.032	0.015	APCO	Solano
15MOY108	Ag/ off-road	Tractor replacement	1	\$ 28,704.00	Clementina Biale Vineyards	0.083	0.017	0.006	APCO	Napa
15MOY109	Ag/ off-road	Tractor replacement	1	\$ 47,910.00	Cunningham Dairy	0.243	0.015	0.013	APCO	Sonoma
15MOY97	Ag/ off-road	Tractor replacement	1	\$ 22,580.00	Bowland Vineyard Mgt, Inc.	0.059	0.013	0.003	APCO	Sonoma
15MOY100	Ag/ off-road	Tractor replacement	1	\$ 62,676.00	Custom Tractor Sevice	0.382	0.053	0.019	APCO	Sonoma
15MOY99	Ag/ off-road	Tractor replacement	1	\$ 39,757.00	Regusci Vineyard Management, Inc.	0.104	0.029	0.010	APCO	Napa
15MOY110	Ag/ off-road	Tractor replacement	1	\$ 33,860.00	Roche Winery, LLC.	0.067	0.014	0.006	APCO	Sonoma
15MOY115	Ag/ off-road	Tractor replacement	2	\$ 71,508.00	Nancy and Tony Lilly (Vineyard)	0.220	0.045	0.021	APCO	Sonoma
15MOY118	Ag/ off-road	Tractor replacement	1	\$ 28,898.00	Pina Vineyard Management , LLC.	0.129	0.026	0.009	APCO	Napa
15MOY119	Ag/ off-road	Tractor replacement	2	\$ 58,835.00	Chappellet Vineyard	0.152	0.022	0.009	APCO	Napa
15MOY122	Ag/ off-road	Tractor replacement	1	\$ 32,081.00	Cornerstone Certified Vineyard	0.074	0.016	0.006	APCO	Sonoma
15MOY123	Ag/ off-road	Tractor replacement	1	\$ 71,775.00	Glenn Yenni & Sons, Inc.	0.153	0.029	0.013	APCO	Sonoma
15MOY137	Marine	Engine replacement	2	\$ 99,550.00	Brian Collier (Charter fishing)	0.937	-0.010	0.037	APCO	Contra Costa
15MOY116	Ag/ off-road	Equipment replacement	1	\$ 63,622.00	Morrison Brother's Dairy	0.171	0.042	0.021	APCO	Sonoma
15MOY124	Ag/ off-road	Equipment replacement	1	\$ 46,040.00	Blakes Landing Farms, Inc.	0.116	0.020	0.007	APCO	Marin
15MOY128	Ag/ off-road	Equipment replacement	1	\$ 42,232.00	Deniz Dairy	0.135	0.023	0.008	APCO	Sonoma
15MOY129	Ag/ off-road	Equipment replacement	5	\$ 177,919.00	Colinas Farming Company	0.394	0.090	0.032	10/15/2014	Napa
15MOY136	Ag/ off-road	Equipment replacement	1	\$ 27,480.00	Dirt Farmer & Company	0.052	0.015	0.005	APCO	Sonoma
15MOY133	Ag/ off-road	Equipment replacement	1	\$ 41,017.00	Alta Vineyard Management, Inc.	0.164	0.032	0.009	APCO	Sonoma
15MOY132	Ag/ off-road	Equipment replacement	1	\$ 27,865.00	B Wise Vinyeards, LLC	0.053	0.016	0.005	APCO	Sonoma
15MOY135	Marine	Equipment replacement	2	\$ 68,500.00	San Francisco Bar Pilots	0.399	0.003	0.017	APCO	San Francisco
15MOY130	Off-road	Equipment replacement	2	\$ 188,559.00	Evergreen Materials Inc. DBA Evergreen Supply	1.098	0.162	0.053	10/15/2014	Santa Clara
16MOY2	Ag/ off-road	Equipment replacement	2	\$ 289,836.00	Rankins AG, Inc.	2.947	0.298	0.111	10/15/2014	Contra Costa
16MOY4	Ag/ off-road	Equipment replacement	1	\$ 41,017.00	John Camozzi (Farm/ ranch)	0.176	0.029	0.011	APCO	Sonoma

Project #	Equipment category	Project type	# of engines	Proposed contract award	Applicant name	Emission Reductions (Tons per year)			Board approval date	County
						NOx	ROG	PM		
16MOY11	Ag/ off-road	Equipment replacement	1	\$ 147,264.00	Dolcini Brothers	1.244	0.180	0.064	10/15/2014	Sonoma
15MOY126	Marine	Engine replacement	2	\$ 188,580.00	C & W Diving Services, Inc.	1.524	0.051	0.067	10/15/2014	Alameda
16MOY17	Ag/ off-road	Equipment replacement	1	\$ 126,130.00	Spaletta Ranch	0.305	0.056	0.020	11/17/2014	Sonoma
16MOY9	Ag/ off-road	Equipment replacement	3	\$ 80,510.00	David Arthur Vineyards LLC	0.170	0.045	0.019	APCO	Napa
16MOY19	Ag/ off-road	Equipment replacement	1	\$ 150,014.00	MCE Amos, Inc.	0.677	0.118	0.042	11/17/2014	Sonoma
16MOY10	Ag/ off-road	Equipment replacement	1	\$ 27,277.00	Archangel Investments LLC DBA Baldacci Family Vineyards	0.085	0.017	0.006	APCO	Napa
16MOY16	Ag/ off-road	Equipment replacement	1	\$ 54,694.00	Garvey Vineyard Management, LLC.	0.164	0.040	0.016	APCO	Napa
16MOY20	Ag/ off-road	Equipment replacement	1	\$ 150,014.00	Mulas Dairy, Co.	0.620	0.108	0.039	11/17/2014	Sonoma
16MOY21	Ag/ off-road	Equipment replacement	1	\$ 161,789.00	Louise R. Dei	0.752	0.094	0.032	11/17/2014	Sonoma
16MOY22	Ag/ off-road	Equipment replacement	4	\$ 115,896.00	FN Viticultures, LLC DBA Vinescape	0.453	0.081	0.039	11/17/2014	Napa
16MOY13	Marine	Engine replacement	1	\$ 74,410.00	Pound the Zone Fishing	0.379	0.003	0.014	APCO	Contra Costa
15MOY125	Marine	Engine replacement	2	\$ 99,730.00	C & W Diving Services, Inc.	0.272	-0.009	0.017	APCO	Alameda
15MOY121	Marine	Engine replacement	2	\$ 123,860.00	C & W Diving Services, Inc.	0.399	0.016	0.017	11/17/2014	Alameda
16MOY14	Marine	Engine replacement	2	\$ 136,295.00	Bouna Pesca L.L.C.	0.576	-0.008	0.022	11/17/2014	Monterey
16MOY8	Marine	Engine replacement	2	\$ 33,675.00	Blue and Gold Fleet L.P.	0.268	0.006	0.019	APCO	San Francisco
16MOY30	Off-road	Equipment replacement	1	\$ 191,400.00	W.R. Forde Associates	1.130	0.140	0.054	11/17/2014	Contra Costa
16MOY12	Ag/ off-road	Equipment replacement	1	\$ 48,860.00	James Mclsaac dba Mclsaac Dairy	0.113	0.027	0.014	APCO	Marin
16MOY27	Marine	Engine replacement	1	\$ 49,155.00	Mendler Brothers Fish LLC	0.231	0.004	0.009	APCO	Contra Costa
16MOY26	Marine	Engine replacement	2	\$ 46,000.00	Golden Gate Scenic Steamship Corp. dba Red and White Fleet	0.350	0.000	0.027	APCO	San Francisco
16MOY6	Marine	Engine replacement	2	\$ 227,250.00	Captain Joe's Sportfishing	0.951	0.025	0.044	2/18/2015	San Francisco
16MOY28	Marine	Engine replacement	2	\$ 149,650.00	Amigo Adventure	1.747	0.024	0.067	2/18/2015	San Francisco
16MOY1	Off-road	Equipment replacement	3	\$ 73,305.00	American Soil Products, Inc.	0.239	0.066	0.027	APCO	Alameda
16MOY34	Marine	Engine replacement	1	\$ 56,425.00	Pound the Zone Fishing DBA Pound the Zone Fishing	0.207	0.005	0.008	APCO	Contra Costa
16MOY33	Off-road	Equipment replacement	87	\$ 2,540,187.00	United Airlines, Inc.	14.292	2.158	0.858	TBD	San Mateo
16MOY29	Ag/ off-road	Equipment replacement	2	\$ 224,076.00	Sprague Custom Farming, LLC	0.909	0.093	0.034	TBD	Sonoma
16MOY39	Ag/ off-road	Equipment replacement	6	\$ 188,687.00	Dutton Ranch corp.	0.778	0.182	0.056	TBD	Sonoma
16MOY23	Ag/ off-road	Equipment replacement	2	\$ 57,408.00	Huneus Vintners, LLC.	0.304	0.079	0.033	APCO	Napa
16MOY5	Marine	Engine replacement	2	\$ 68,000.00	Squalicum Mountain Enterprises	0.281	0.005	0.011	APCO	Marin
16MOY18	Off-road	Equipment replacement	1	\$ 52,876.00	F.A. Maggiore & Sons, LLC	0.322	0.054	0.016	APCO	Contra Costa
16MOY50	Marine	Engine replacement	1	\$ 100,000.00	FV Tradition (Commercial fishing)	1.075	0.019	0.034	APCO	San Francisco
16MOY3	Off-road	Equipment replacement	1	\$ 85,372.00	Dependable Highway Express, Inc.	0.784	0.045	0.014	APCO	Alameda
16MOY25	Ag/ off-road	Equipment replacement	1	\$ 30,098.00	Ramos Vineyards, LLC.	0.073	0.015	0.005	APCO	Napa
16MOY36	Ag/ off-road	Equipment replacement	1	\$ 38,700.00	Sweet Lane Nursery and Vineyards, Inc.	0.041	0.028	0.008	APCO	Sonoma

Project #	Equipment category	Project type	# of engines	Proposed contract award	Applicant name	Emission Reductions (Tons per year)			Board approval date	County
						NOx	ROG	PM		
16MOY40	Ag/ off-road	Equipment replacement	3	\$ 128,442.00	M. German & Son Partnership (Vineyard)	0.610	0.129	0.046	TBD	Solano
16MOY41	Ag/ off-road	Equipment replacement	1	\$ 191,816.00	Complete Equipment, Inc.	0.676	0.070	0.024	TBD	Sonoma
16MOY37	Ag/ off-road	Equipment replacement	1	\$ 24,754.00	Martinelli Farms Inc.	0.035	0.020	0.005	APCO	Sonoma
16MOY42	Ag/ off-road	Equipment replacement	3	\$ 80,011.00	Redwood Empire Vineyard Management	0.541	0.116	0.030	APCO	Sonoma
16MOY48	Ag/ off-road	Equipment replacement	5	\$ 168,160.00	Michael Wolf Vineyard Services Inc.	0.595	0.156	0.061	TBD	Napa
16MIOY52	Off-road	Equipment replacement	1	\$ 90,670.00	L.H. Voss Materials	0.593	0.061	0.022	APCO	Contra Costa
16MOY53	Ag/ off-road	Equipment replacement	1	\$ 154,536.00	Bar M Dairy, Inc.	0.802	0.113	0.041	TBD	Sonoma
16MOY56	Ag/ off-road	Equipment replacement	1	\$ 161,789.00	Morrison Bros. Dairy	0.962	0.100	0.034	TBD	Sonoma
VIP247	VIP	Truck Replacement	1	\$ 45,000.00	Everardo Espinosa	0.878	0.013	0.000	APCO	Tehama
VIP248	VIP	Truck Replacement	1	\$ 20,000.00	Lupe Laureano	0.400	0.007	0.000	APCO	Santa Clara
VIP250	VIP	Truck Replacement	1	\$ 30,000.00	J/W Sanchez Trucking Co., Inc.	0.581	0.009	0.000	APCO	Alameda
VIP251	VIP	Truck Replacement	1	\$ 45,000.00	Horacio Cardenas	0.851	0.029	0.000	APCO	Solano
VIP252	VIP	Truck Replacement	1	\$ 25,000.00	American Soil Products	0.486	0.007	0.000	APCO	Alameda
VIP254	VIP	Truck Replacement	1	\$ 35,000.00	Rattu Trucking DBA Ramesh Rattu	0.675	0.010	0.000	APCO	Santa Clara
VIP255	VIP	Truck Replacement	1	\$ 15,000.00	Michael Scott Minnis	0.606	0.008	0.012	APCO	Alameda
VIP256	VIP	Truck Replacement	1	\$ 45,000.00	Antonino Esqueda	0.878	0.013	0.000	APCO	Sacramento
VIP257	VIP	Truck Replacement	1	\$ 45,000.00	Gurjot Singh Pawar / Amrik Singh Pawar	0.851	0.029	0.000	APCO	Santa Clara
VIP258	VIP	Truck Replacement	1	\$ 15,000.00	Harjinder Singh	0.606	0.008	0.012	APCO	Alameda
VIP259	VIP	Truck Replacement	1	\$ 20,000.00	Martin Minh Ngo	0.812	0.011	0.016	APCO	Alameda
82 Projects			214	\$ 9,235,964.00		53.662	5.921	2.582		

Figure 1: CMP/ MSIF Funding Distribution by Equipment Category as of 4/6/15

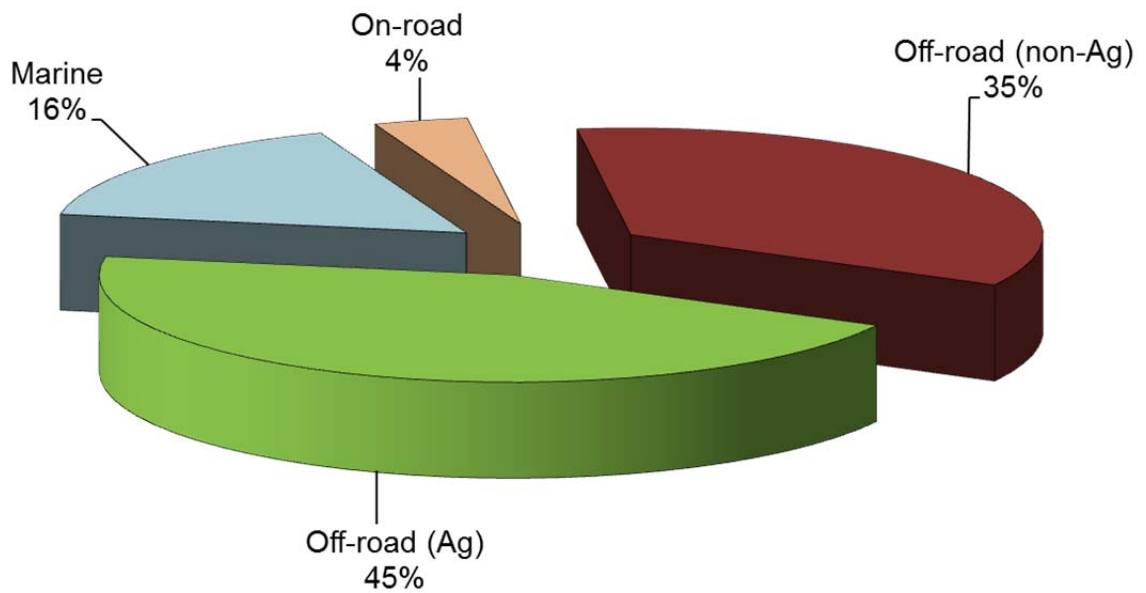
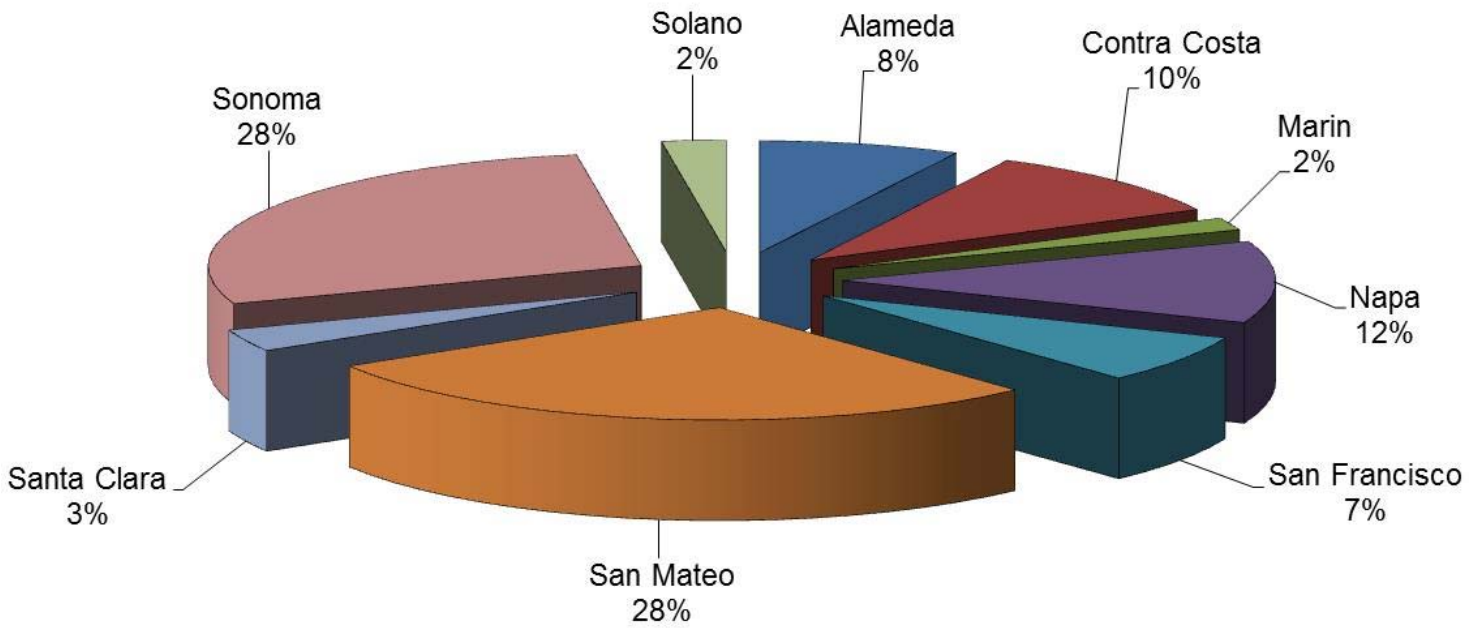


Figure 2: CMP/ MSIF Funding Distribution by County as of 4/6/15



AGENDA 4 - ATTACHMENT 3

Figure 3: CMP, MSIF, VBB and VIP funding since 2009 by equipment category

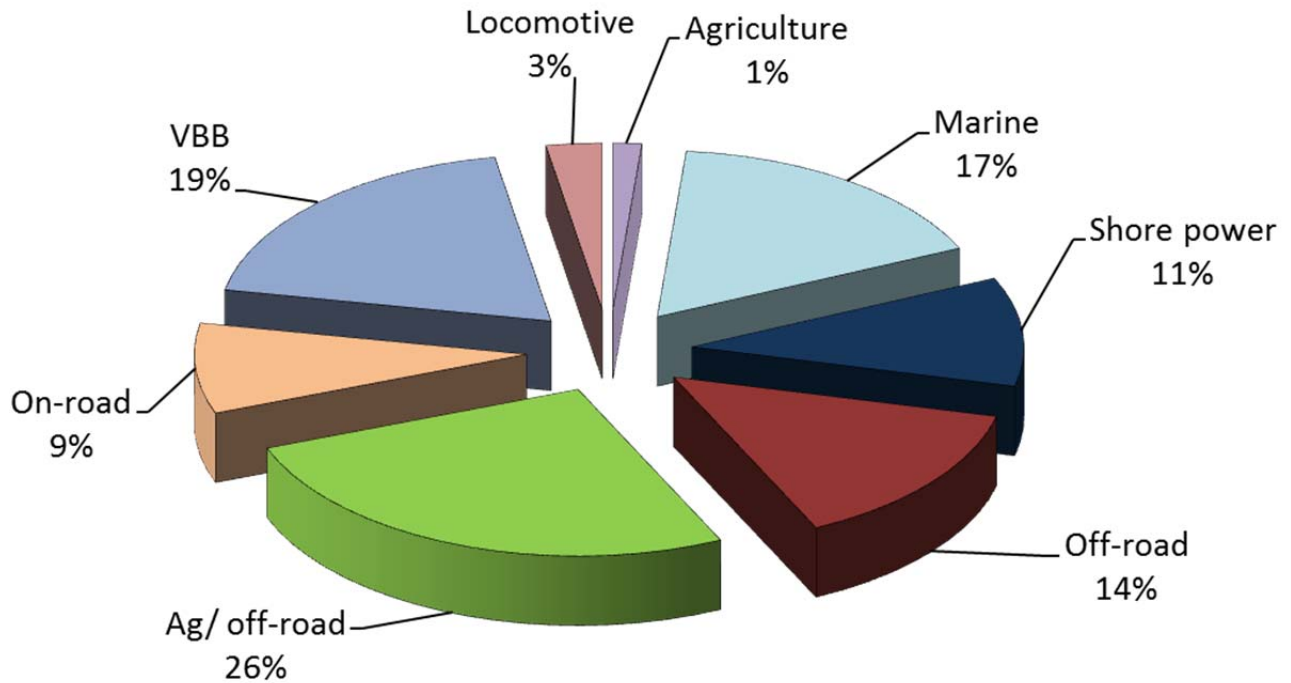
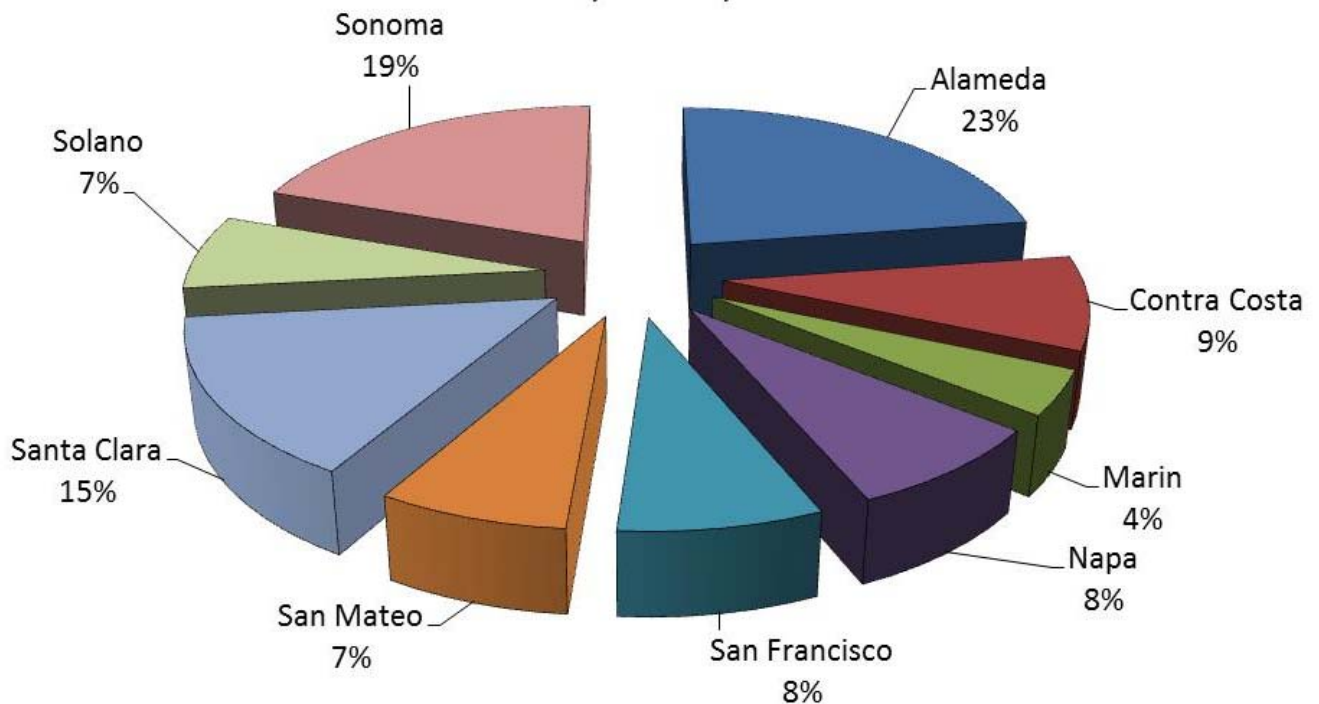


Figure 4: CMP, MSIF, VBB and VIP funding since 2009 by county



AGENDA 4 - ATTACHMENT 4

Summary of all awarded FYE 2015 TFCA projects (As of 4/6/15)

Project #	Project Category	Project Type	Award Amount	Applicant Name	Emission Reductions (Tons per year)			Board Approval Date	County
					NO _x	ROG	PM		
14PEV001	Plug-in Electric Vehicle (PEV)	PEV Rebate for twenty four (24) vehicles	\$60,000	County of Alameda, General Services Agency	0.009	0.012	0.001	APCO	Alameda
14PEV002	PEV	PEV Rebate for twenty two (22) vehicles	\$55,000	County of Sonoma	0.008	0.011	0.001	APCO	Sonoma
14PEV003	PEV	PEV Rebate for one (1) vehicles	\$2,500	City of Morgan Hill	0.0002	0.0002	0.00003	APCO	Santa Clara
14PEV004	PEV	PEV Rebate for three (3) vehicles	\$7,500	City of Oakland	0.001	0.001	0.0001	1/21/15	Alameda
14PEV005	PEV	PEV Rebate for four (4) vehicles	\$5,500	San Francisco Public Works	0.001	0.001	0.0001	1/21/15	San Francisco
14PEV006	PEV	PEV Rebate for one (1) vehicle	\$1,000	Ross Valley Fire Department	0.0003	0.0004	0.000002	3/26/15	Marin
14EVSE01	PEV Charger	2 Direct-Current (DC) fast chargers in Redwood City	\$40,000	Green Charge Networks, LLC	0.016	0.021	0.002	6/19/14	San Mateo
15DCFC03*	PEV Charger	2 DC fast chargers in Alameda	\$84,912	Alameda Municipal Power	0.016	0.021	0.002	5/21/14	Alameda
15DCFC01*	PEV Charger	2 DC fast and 8 L2 chargers in Rohnert Park	\$146,396	Federated Indians of Graton Rancheria	0.032	0.041	0.004	10/15/14	Sonoma
15DCFC02*	PEV Charger	2 DC fast and 4 L2 chargers in Fremont and Sunol	\$160,000	Resurgens Renewables, LLC	0.024	0.031	0.003	10/15/14	Alameda
15DCFC04*	PEV Charger	4 DC fast chargers at San Francisco International Airport (SFO)	\$272,000	City and County of San Francisco, Airport Commission	0.033	0.042	0.004	10/15/14	San Mateo
15R05	Ridesharing	Regional Rideshare Program	\$1,000,000	Metropolitan Transportation Commission	19.546	20.615	18.197	11/17/14	Regional
15R06	Ridesharing	SJSU Ridesharing & Trip Reduction	\$140,000	Associated Students, San Jose State University	0.659	0.644	0.537	11/17/14	Regional
15R07	Shuttle	ACE Shuttle 53 & Shuttle 54	\$183,500	San Joaquin Regional Rail Commission	0.440	0.360	0.400	11/17/14	Contra Costa
15R11	Shuttle	Broadway Shuttle	\$229,173	City of Oakland	0.547	0.398	0.437	11/17/14	Alameda
15R12	Shuttle	ACE Shuttle Bus Program	\$960,000	Santa Clara Valley Transportation Authority	3.429	3.819	3.487	11/17/14	Santa Clara
15R13	Shuttle	Caltrain Shuttle Program	\$992,528	Peninsula Corridor Joint Powers Board	3.968	3.212	3.777	11/17/14	San Mateo
15R16	Shuttle	Embarcadero Cove Pilot Shuttle	\$56,092	County of Alameda	0.079	0.081	0.071	11/17/14	Alameda
15R17	Shuttle	PresidiGo Shuttle	\$75,000	Presidio Trust	0.324	0.328	0.294	11/17/14	San Francisco
15R18	Electronic Bicycle Locker	Twenty-eight (28) Quads at BART Stations (112 bike capacity)	\$280,000	Bay Area Rapid Transit District	0.089	0.128	0.070	2/9/15	Regional
15R19	Electronic Bicycle Locker	Ten (10) Quads at UC Berkeley (40 bike capacity)	\$25,000	University of California, Berkeley	0.008	0.011	0.008	APCO	Alameda
15R21	Electronic Bicycle Locker	Twelve (12) Quads at Emeryville Bay Street (48 bike capacity)	\$30,000	City of Emeryville	0.010	0.014	0.007	APCO	Alameda
15R22	Electronic Bicycle Locker	Sixteen (16) Quads at Redwood City Caltrain Station (64 bike capacity)	\$40,000	Peninsula Corridor Joint Powers Board	0.013	0.018	0.010	APCO	San Mateo
15R23	Electronic Bicycle Locker	Eleven (11) Quads at Capital Corridor Station (44 bike capacity)	\$90,000	Capitol Corridor Joint Powers Authority	0.035	0.050	0.027	1/30/15	Regional
15R24	Electronic Bicycle Locker	Two (2) Quads at NCTPA Transit Properties (8 bike capacity)	\$20,000	Napa County Transportation and Planning Agency	0.006	0.009	0.005	2/2/15	Napa
15R25	Electronic Bicycle Locker	One (1) Quad at Family Justice Center (4 bike capacity)	\$10,000	City of Richmond	0.003	0.005	0.002	2/5/15	Contra Costa
15R26	Electronic Bicycle Locker	One (1) Quad at Civic Center (4 bike capacity)	\$10,000	City of Concord	0.003	0.005	0.002	2/13/15	Contra Costa
15BR001	Bicycle Rack	Ten (10) bike racks (80 bike capacity)	\$4,800	Los Altos High School	0.002	0.002	0.0010	12/29/14	Santa Clara
15BR003	Bicycle Rack	Seven (7) bike racks (14 bike capacity)	\$839	Town of Yountville	0.000	0.000	0.0002	1/21/15	Napa
15BR004	Bicycle Rack	Six (6) bike racks (44 capacity)	\$2,640	Fremont High school	0.001	0.001	0.0007	2/19/15	Santa Clara
15BR005	Bicycle Rack	Seventy-nine (79) bike racks (196 capacity)	\$8,880	Palo Alto Unified School District	0.003	0.004	0.002	2/26/15	Santa Clara
15BR006	Bicycle Rack	Fifty (50) bike racks (100 bike capacity)	\$2,644	City of Calistoga	0.001	0.001	0.0007	2/26/15	Napa
15BR007	Bicycle Rack	Eight (8) bike racks (64 bike capacity)	\$3,840	Dublin High School	0.001	0.002	0.0010	2/26/15	Alameda
15BR008	Bicycle Rack	Forty-three (43) bike racks (188 bike capacity)	\$11,167	County of Napa	0.004	0.005	0.003	2/26/15	Napa
15BR010	Bicycle Rack	Thirty (30) bike racks (100 bike capacity)	\$3,000	San Francisco State University UPM	0.001	0.001	0.001	2/26/15	San Francisco
15BR011	Bicycle Rack	Forty (40) bike racks (80 bike capacity)	\$4,800	Town of Windsor	0.002	0.002	0.0010	3/9/15	Sonoma
15BR012	Bicycle Rack	One hundred twenty-five (125) bike racks (250 bike capacity)	\$15,000	City of Union City	0.005	0.007	0.004	3/23/15	Alameda
# of Projects: 37			\$5,033,711		29.32	29.90	27.36		

*Award amount reflects TFCA and CEC funds awarded. On July 8, 2014, the California Energy Commission (CEC) provided co-funding in the amount of \$449,708 to the Air District for the deployment of 10 direct current (DC) fast chargers and 12 level 2 chargers at six Bay Area locations.

AGENDA 4 - ATTACHMENT 5

Summary of FYE 2015 TFCA funds distributed by county and project category, as of 4/6/15*

Figure 1: TFCA FYE 2015 Funding Distributed by Project Category*

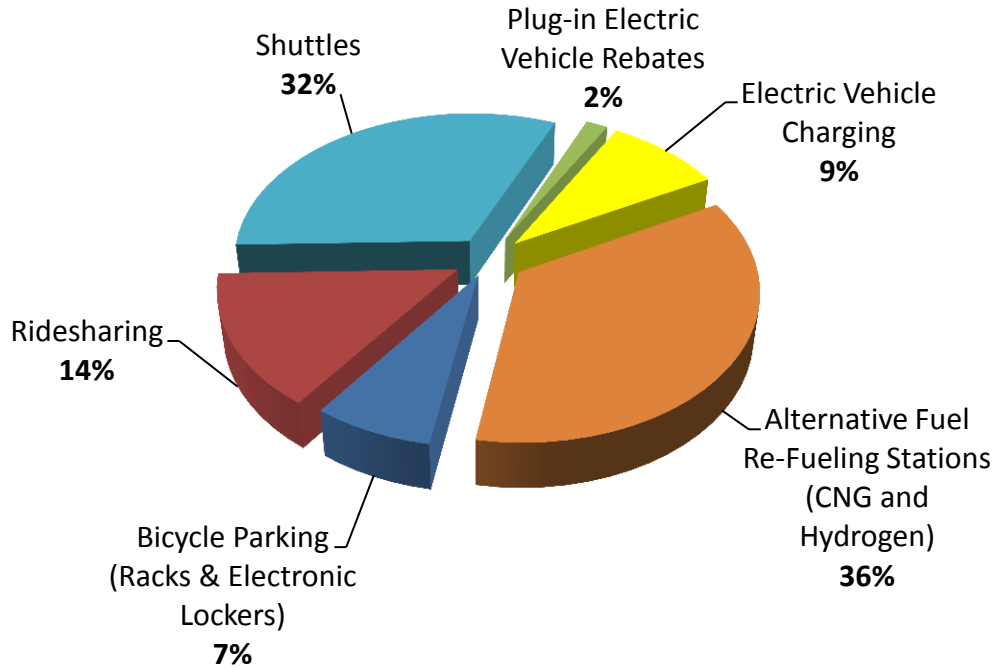
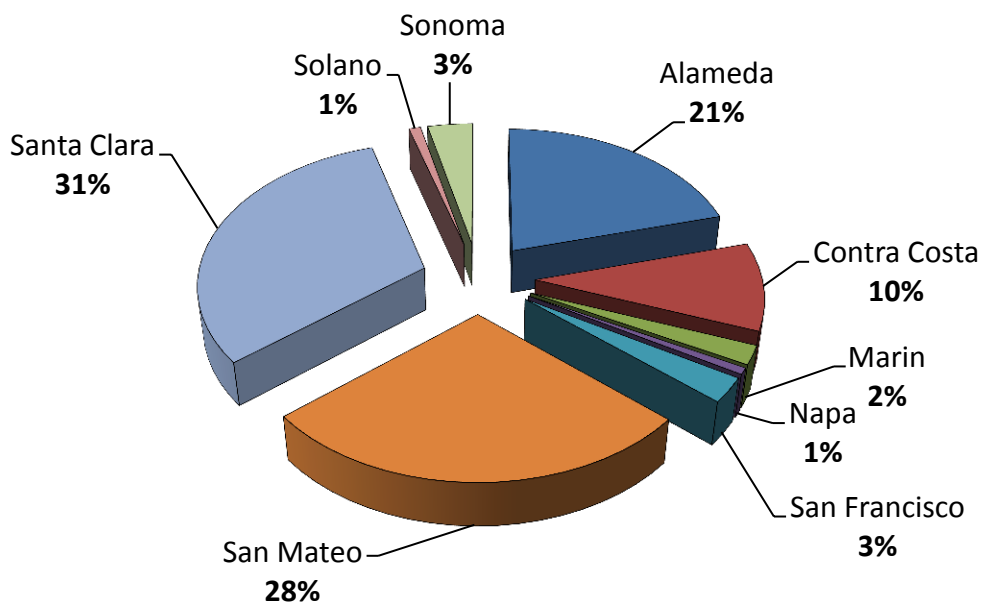


Figure 2: TFCA FYE 2015 Funding Distributed by County*



*Award amount reflects TFCA and CEC funds awarded. On July 8, 2014, the California Energy Commission (CEC) provided co-funding in the amount of \$449,708 to the Air District for the deployment of 10 direct current (DC) fast chargers and 12 level 2 chargers at six Bay Area locations

BAY AREA AIR QUALITY MANAGEMENT DISTRICT

Memorandum

To: Chairperson Scott Haggerty and Members
of the Mobile Source Committee

From: Jack P. Broadbent
Executive Officer/APCO

Date: April 9, 2015

Re: Fiscal Year Ending (FYE) 2016 Transportation Fund for Clean Air (TFCA) Funding
Allocations

RECOMMENDED ACTIONS

Recommend Board of Directors:

1. Allocate \$13.77 million in new Transportation Fund for Clean Air (TFCA) revenue to the programs listed in Table 1;
2. Authorize the proposed cost-effectiveness limits for the Air District sponsored programs listed in Table 2;
3. Authorize the Executive Officer/APCO to enter into funding agreements and contracts up to \$100,000 for projects and programs listed in Table 1; and
4. Authorize the Executive Officer/APCO to execute all contracts necessary to accept, appropriate, and expend Congestion Mitigation Air Quality (CMAQ) funding awarded by the Metropolitan Transportation Commission (MTC).

BACKGROUND

In 1991, the California State Legislature authorized the Bay Area Air Quality Management District (Air District) to impose a \$4 surcharge on motor vehicles registered within the nine-county Bay Area to fund projects that reduce on-road motor vehicle emissions within the Air District's jurisdiction. The statutory authority for the TFCA and requirements of the program are set forth in California Health and Safety Code Sections 44241 and 44242. Each year, the Air District's Board of Directors (Board) allocates funding and adopts cost-effectiveness criteria that govern expenditure of TFCA funding.

Sixty percent of TFCA funds are awarded directly by the Air District to eligible projects and programs implemented directly by the Air District (e.g., Spare the Air, Vehicle Buy Back Program) and to a program referred to as the TFCA Regional Fund. For the past five years, TFCA funds have been primarily focused on eligible project categories that significantly reduce criteria pollutants as well as greenhouse gases (GHGs), including trip reduction projects (e.g., bicycle parking and shuttles) and alternative fuel vehicle-based projects (e.g., electric vehicles).

With more than 5.5 million on-road motor vehicles in the region, tailpipe emissions account for more than 40% of the criteria air pollutants and about 36% GHGs generated in the Bay Area^{1, 2}. For this reason, emission reductions from the on-road transportation sector are essential to attaining State and Federal ambient air quality standards and to meeting the region’s GHG reduction commitments.

DISCUSSION

In developing this recommendation, staff evaluated which incentive programs have been the most successful in helping the region to achieve its emissions reductions targets. Staff analyzed alternative scenarios and determined that a portfolio approach consisting of multiple emissions reduction strategies would be the most effective and most consistent with prior Board direction. To this end, staff is recommending that \$13.77 million in new TFCA monies be allocated to the programs listed in Table 1. This table also shows how each program will be administered (Regional Fund or Air District-sponsored) and the amount of prior year TFCA monies that are also available to each program.

Table 1 - Proposed Programs and TFCA Funding for FYE 2016 (in Millions)

Program Categories	Air District-Sponsored or Regional Fund	New TFCA Monies	TFCA Monies from Prior Years*	Total \$ Available in FYE 2016
Trip Reduction: (<i>Shuttles, Rideshare, Pilot Trip Reduction</i>)	Regional Fund	\$4.00	\$0.36	\$4.36
Bicycle Facilities: (<i>Electronic Bicycle Lockers, Bikeways</i>)	Regional Fund	\$3.50	\$0.34	\$3.84
Bicycle Facilities: (<i>Bicycle Racks</i>)	Air District			
Clean Air Vehicles: (<i>PEVs (for Public Agencies), Charging Stations and Outreach</i>)	Air District	\$3.32* *	\$10	\$13.32
Clean Air Vehicles: (<i>PEVs for all entities</i>)	Regional Fund			
Spare the Air	Air District	\$1.35	\$0	\$1.35
Enhanced Mobile Source Enforcement/Commuter Benefits	Air District	\$1.45	\$0	\$1.45
Vehicle Buy Back	Air District	\$0.15	\$0	\$0.15
Total Available Funding:		\$13.77	\$10.70	\$24.47

* Carryover from prior year TFCA is an estimate of the remaining prior year funds and may be less than what is indicated in the table since that funding is currently available to projects in the FYE 2015 cycle.

¹ BAAQMD, [Bay Area Emissions Inventory Summary Report: Criteria Air Pollutants Base Year 2011](#), May 2014.

² BAAQMD, [Bay Area Emissions Inventory Summary Report: Greenhouse Gases Base Year 2011](#), January 2015.

*** This amount includes \$2,820,000 of new TFCCA monies and \$500,000 in CMAQ funding that was recently awarded by MTC. CMAQ funding will be used to provide additional funding to sponsors of PEV and charging station projects for signage and qualifying outreach activities.*

A narrative description of the recommend programs (listed in Table 1) is provided below:

- ***Trip Reduction***

Reducing motor vehicle trips is a key strategy to reducing mobile source emissions. For more than 20 years, TFCA has funded shuttle/feeder bus and regional ridesharing services, which have contributed to the reduction of mobile source emissions in the Bay Area. However, as the Bay Area's average auto fleet becomes cleaner, the mobile source emissions reduction benefits from trips reduced are diminished. Staff has been working to improve the methodology used for evaluating projects' cost-effectiveness to ensure that all of the air quality benefits are properly captured to address this challenge.

Over the past eighteen months, staff has conducted extensive outreach to solicit input from stakeholders and interested parties on options for improving the program in light of this and other programmatic challenges. Staff is currently reviewing public comments received on draft policies for the FYE 2016 cycle, which will propose to expand eligibility to allow innovative cost-effective pilot trip reduction projects, in addition to the traditional shuttle/feeder bus and regional ridesharing services, to be funded.

In order to continue providing TFCA funding for shuttle/feeder bus and regional ridesharing services and to include a new category "pilot trip reduction projects", staff is recommending that up to \$4.36 million to be allocated to the Trip Reduction category in FYE 2016. This amount reflects \$4 million in new TFCA FYE 2016 funds and approximately \$360,000 carryover from the FYE 2015 cycle.

- ***Bicycle Facilities***

Bicycling is one of the primary alternative transportation modes for short-distance trips. The Air District has directly funded bicycle facility improvement projects through the Regional Fund and Air District-sponsored programs for more than 20 years. In recent years, funding for bicycle racks was provided through the Air District-sponsored Bicycle Rack Voucher Program (BRVP) and funding for electronic bicycle lockers was provided through the TFCA Regional Fund. Since 2010, the Board has also authorized TFCA monies to be used to fund the pilot Bay Area Bike Share project.

The Air District's TFCA funds have also helped to fund the construction of more than 190 miles of Bay Area bikeways. These types of projects were last funded by the Air District in FYE 2010; however, based on the availability of TFCA funding and stakeholders' feedback, staff is proposing to re-introduce funding for this project category.

Staff recently received public comments on draft policies for the FYE 2016 cycle, which propose to expand the Bicycle Facilities program to include policies and evaluation criteria

for both bikeway and parking projects. Staff recommends up to \$3.84 million be allocated to the Bicycle Facilities category to support projects that would expand the region's bicycle roadway network and bicycle parking as part of the FYE 2016 cycle. This amount reflects \$3.5 million in new TFCA FYE 2016 funds and approximately \$340,000 carryover from the FYE 2015 cycle.

- ***Clean Air Vehicles***

The Air District views plug-in electric vehicles (PEVs) as a promising technology for reducing tailpipe emissions, thus helping the region achieve local, State, and Federal criteria pollutant and GHG emission reduction targets. Since the re-introduction of PEVs in 2010, the Air District has awarded more than \$6 million in TFCA monies to PEV-related projects. As of December 2014, there were more than 41,000 model year 2010 or newer PEVs registered to Bay Area drivers. While this represents nearly 40% of the PEVs registered in California, it is still less than 1% of the Bay Area's total fleet.

The Air District has established PEV adoption goals of 110,000 PEVs on Bay Area roads by 2020, and 247,000 by 2025. To reach these goals, the Air District developed the Bay Area Plug-in Electric Vehicle Readiness Plan (www.baaqmd.gov/EVready) in partnership with MTC and the Association of Bay Area Governments (ABAG). The Plan outlines a series of strategies and best practices that can be taken by regional agencies and others to remove potential barriers and accelerate deployment of PEVs. The Plan also identifies the amount of publicly available charging infrastructure that will be needed to support the PEV targets and opportunities for the Air District to focus grant funds to meet the PEV adoption targets.

Following the adoption of the PEV Readiness Plan, the Board authorized and committed an additional \$12.75 million to accelerate the deployment of PEVs and charging infrastructure. That investment consists of \$12.25 million prior year TFCA funds and \$500,000 awarded to the Air District by the California Energy Commission (CEC) in May 2014. In addition, this investment will also be matched by \$500,000 in new CMAQ funding described in the note in Table 1. Staff proposes to use remaining funds allocated for PEV projects (approx. \$10 million), \$2.82 million in new monies, and \$500,000 in new CMAQ monies to provide incentives to the programs listed below and to fund Air District sponsored outreach initiatives aimed at increasing the visibility of electric vehicles:

- ***PEVs (for Public Agencies):*** Funding will be used to provide incentives to public agencies that purchase or lease new clean air vehicles and operate them in the Air District's jurisdiction. The Air District began offering this streamlined rebate program on April 3, 2014, and has to date awarded funding for 55 vehicles to five public agencies (51 battery electric and 4 plug-in hybrid electric). Staff is proposing to continue this program in FYE 2016. Staff will also be evaluating options to also provide incentives for the purchase of zero-emission medium-duty and heavy-duty vehicles and urban buses, and to provide additional funding to agencies that propose to scrap older qualifying vehicles.
- ***PEVs (open to all entities):*** Funding will be used to provide incentives to public and private operators of light-duty vehicle fleets and heavy-duty vehicles and buses that

propose to purchase clean air vehicles in the Air District's jurisdiction. This program differs from the PEV program for public agencies described above in that the program for public agencies is specifically designed to provide funding to agencies that generally have lower mileage as compared with private fleets. Therefore, this program imposes a stricter (lower) cost-effectiveness threshold than the PEV program for public agencies.

- **PEV Charging Stations:** Funding will be used to support deployment of PEV chargers at workplaces, multifamily unit dwellings, and at key destinations. Incentives for chargers were last offered in June 2014 and since then staff has worked to develop program requirements that incorporates feedback received from PEV stakeholders and strategies identified in the Bay Area PEV Readiness Plan. The next solicitation for PEV chargers is anticipated to open in May 2015. As part of this recommendation, staff is proposing that a higher cost-effectiveness threshold (\$500,000/ ton of emissions reduced; up from \$250,000/ton) be allowed for projects that are powered by renewable energy sources (e.g., wind or solar) or that install battery storage or emerging charging technologies. If this recommendation is approved, staff would implement this element effective immediately and include this provision in the upcoming May solicitation.
- **PEV Outreach:** Funding (\$990,000 of the \$13.32 million which includes \$500,000 in CMAQ funding) will be used for outreach and activities that implement the training described in the PEV Plan for local government agencies and the public.
- **Spare the Air:** The "Spare the Air" program continues to be the Air District's flagship public outreach tool for the summer ozone season. Staff is requesting \$1.35 million in new TFCA funding for this outreach program that conducts advertising, media and educational activities to reduce vehicle miles traveled (VMT) and emissions by behavior modification.
- **Enhanced Mobile Source Enforcement:** This program has been refocused to implement enforcement activities associated with the new Commuter Benefits Program. Staff recommends a \$1.45 million allocation for FYE 2016 funding.
- **Vehicle Buy Back:** The VBB is a voluntary grant program that pays \$1,000 for an operating and registered model year 1994 or older vehicle. Vehicles meeting the Vehicle Status Requirements are eligible and those accepted into the program are scrapped. TFCA funding (\$150,000) for this program supports administrative and marketing efforts undertaken by the Air District contractors. This program is primarily funded through the Carl Moyer and MSIF programs, which provides approximately \$7 million annually.

TFCA Cost-Effectiveness

Cost-effectiveness (C/E) is based on the ratio of TFCA funds awarded divided by the sum of surplus emissions reduced of reactive organic gases (ROG), nitrogen oxides (NOx), and weighted particulate matter (PM10) over a project's useful life. Recommendations for cost-effectiveness criteria for programs and projects that are proposed through the Regional Fund will be brought to the Mobile Source Committee and Board for consideration in May 2015. For the Air District sponsored programs, staff recommends maintaining similar C/E levels to those that

were approved by the Board in FYE 2015. The proposed cost-effectiveness levels and Project-Useful-Life (PUL) for each of the Air District sponsored programs is shown in Table 2:

Table 2 – Proposed cost-effectiveness and PUL for Air District Sponsored Programs

Program Categories	Max. C/E	PUL	Notes
	(per ton of emissions reduced)	(in Years)	
Bicycle Racks (BRVP)	\$90,000	3	<i>PUL reduced to 3 years (down from 10) – No change to C/E</i>
PEVs for Public Agencies	\$450,000	3	No Change
PEV Outreach	\$250,000	3	No Change
PEV Charging Stations	\$250,000	4	No Change
	\$500,000		<i>New category to allow for higher C/E threshold for proposed projects with renewable energy sources and/or battery storage</i>
Spare the Air	\$90,000	1	No Change
Enhanced Mobile Source Enforcement	\$90,000	1	No Change
Vehicle Buy Back	\$90,000	1	No Change

Administration

Per Board of Directors direction on May 21, 2014, it is proposed that the Executive Officer/APCO continue to approve Grant Agreements with individual grant award amounts up to \$100,000. TFCA projects with grant award amounts over \$100,000 will continue to be brought to the Committee for consideration at least on a quarterly basis.

BUDGET CONSIDERATION / FINANCIAL IMPACT

None. The Air District distributes “pass-through” funds to grantees on a reimbursement basis. Administrative costs for the TFCA Regional Fund program are provided by the funding source.

Respectfully submitted,

Jack P. Broadbent
Executive Officer/APCO

Prepared by: Karen Schkolnick and Chengfeng Wang
Reviewed by: Anthony Fournier

BAY AREA AIR QUALITY MANAGEMENT DISTRICT

Memorandum

To: Chairperson Scott Haggerty and Members
of the Mobile Source Committee

From: Jack P. Broadbent
Executive Officer/APCO

Date: April 9, 2015

Re: Fiscal Year Ending (FYE) 2016 Transportation Fund for Clean Air (TFCA) County
Program Manager (CPM) Expenditure Plans and Request for a Waiver from Sonoma
County Transportation Authority (SCTA)

RECOMMENDED ACTIONS

Recommend Board of Directors:

1. Approve the allocation of FYE 2016 TFCA CPM Funds listed in Table 1;
2. Authorize the Executive Officer/APCO to enter into funding agreements with the CPMs for the total funds to be programmed in FYE 2016, listed in Table 1; and
3. Approve a policy waiver to allow SCTA to use FYE 2015 TFCA CPM Funds for an arterial management project.

BACKGROUND

In 1991, the California State Legislature authorized the Bay Area Air Quality Management District (Air District) to impose a \$4 surcharge on motor vehicles registered within the nine-county Bay Area to fund projects that reduce on-road motor vehicle emissions. The statutory authority for the TFCA and requirements of the program are set forth in California Health and Safety Code (HSC) Sections 44241 and 44242. The authorizing legislation requires the Air District Board of Directors to annually adopt policies that govern the use of TFCA funding to maximize emissions reductions and public health benefit. Policies for the upcoming FYE 2016 cycle were adopted by the Air District Board of Directors on November 17, 2014.

By law, forty percent (40%) of these revenues are distributed to the designated CPM in each of the nine counties within the Air District's jurisdiction and the funds are distributed proportionally to the fees generated in each county.

DISCUSSION

Expenditure Plans

Every year, each CPM submits an expenditure plan application to the Air District specifying the funding available for projects within its county and program administration for the upcoming fiscal year. The authorizing legislation allows CPMs to allocate and use up to 5% of TFCA monies they receive to fund their administrative costs. The authorizing legislation also requires CPMs to allocate their available funds within six months of the Air District Board of Directors' approval of the expenditure plan.

Eight of the nine CPMs submitted compliant expenditure plan applications by the March 3, 2015, deadline. The ninth plan was submitted two days late, on March 5, 2015.

Table 1, below lists the total program funds requested for FYE 2016 by the nine CPMs. The total shown for each county is the sum of the 1) estimated new TFCA funding available¹, 2) interest earned by the CPMs on TFCA funds received previously, and 3) funds available for reprogramming from CPM projects that were completed under budget or canceled during the previous fiscal year.

Table 1: FYE 2016 TFCA Funding for County Program Managers

County Program Manager	Est. New FYE 2016 TFCA Funds	Interest earned on TFCA Funds	TFCA Funds to be Reprogrammed	Total Funds to be Programmed in FYE 2016
Alameda County Transportation Commission	\$1,985,706	\$8,058	\$143,873	\$2,137,637
Contra Costa Transportation Authority	\$1,453,198	\$12,113	\$80,031	\$1,545,342
Transportation Authority of Marin	\$367,731	\$1,963	\$46,555	\$416,249
Napa County Transportation Planning Agency	\$200,052	\$1,983	\$72,801	\$274,836
San Francisco County Transportation Authority	\$770,283	\$2,115	\$123,840	\$896,238
San Mateo City/County Association of Governments	\$1,109,052	\$2,088	\$17,101	\$1,128,241
Santa Clara Valley Transportation Agency	\$2,443,176	\$60,407	\$88,991	\$2,592,574
Solano Transportation Authority	\$344,550	\$754	\$0.00	\$345,304
Sonoma County Transportation Authority	\$589,252	\$5,036	\$12,838	\$607,126
TOTAL	\$9,263,000	\$94,517	\$586,030	\$9,943,548

Request for Policy Waiver

¹ Based on the estimated motor vehicle registrations in each county.

TFCA CPM Fund Policy #3 allows CPMs to seek Air District Board of Directors’ approval on a case-by-case basis for projects that are authorized by the HSC section 44241 and achieve Board-adopted TFCA cost-effectiveness but do not meet all of the Board-adopted policies. During a review of FYE 2015 projects approved by SCTA, Air District staff determined that the average daily traffic (ADT) and average peak hour traffic volumes for the “Windsor Protective-Permissive Left Turn Phasing” project (shown in Table 2) do not meet the Board-adopted Policy #31 levels, which requires a minimum ADT volume of 20,000 or average peak hour traffic volume of 2,000.

Staff has reviewed SCTA’s request and determined that although the project does not meet the Board-adopted minimum traffic volume requirement, it otherwise conforms to the provisions of HSC section 44241 and all other Board-adopted policies including cost-effectiveness. Therefore, staff is requesting that the Board approve SCTA’s request for a waiver to allow the project to be funded, as allowed by Policy #3.

Table 2: FYE 2015 Project Requiring Case-by-Case Approval

Project Name	Description	TFCA CPM Funds	Est. Total Project Cost
Windsor Protective-Permissive Left Turn Phasing	Change 7 signals from protective left-turn phasing to protective-permissive left turn phasing at the following locations: 2 intersections along Brooks Road South, 3 intersections along Old Redwood Highway, and 2 intersections along Shiloh Road.	\$132,941.84	\$132,941.84

BUDGET CONSIDERATION/FINANCIAL IMPACT

None. TFCA CPM revenues are generated from a dedicated outside funding source and are passed through to CPMs.

Respectfully submitted,

Jack P. Broadbent
Executive Officer/APCO

Prepared by: Linda Hui
Reviewed by: Karen Schkolnick

BAY AREA AIR QUALITY MANAGEMENT DISTRICT

Memorandum

To: Chairperson Scott Haggerty and Members
of the Mobile Source Committee

From: Jack P. Broadbent
Executive Officer/APCO

Date: April 9, 2015

Re: Bay Area Bike Share Update

RECOMMENDATION

Recommend Board of Directors:

- Authorize the Executive Officer/APCO to execute agreements and take the necessary actions to close out the Regional Bay Area Bikeshare pilot project and to transition project assets in accordance with Caltrans' requirements.

BACKGROUND

With more than 5.5 million on-road motor vehicles in the region, tailpipe emissions account for more than 40% of the criteria air pollutants and about 36% GHGs generated in the Bay Area^{1, 2}. For this reason, emission reductions from the on-road transportation sector are essential to helping the Bay Area attain State and Federal ambient air quality standards and to meeting the region's GHG reduction commitments. The Bay Area Bike Share pilot project was developed to assess how mode-shift to bicycle sharing for short trips could reduce air pollution by eliminating passenger vehicles trips.

The Bay Area Air Quality Management District (Air District) has served as the lead administrator for the pilot project, which was conducted in partnership with the Metropolitan Transportation Commission (MTC), the City and County of San Francisco, the San Mateo County Transit District, the City of Redwood City, the County of San Mateo, and the Santa Clara Valley Transportation Authority. The pilot project was developed to assess bike share's potential to improve air quality and options for transitioning to a permanent system. MTC is serving as a lead agency for securing funding and developing recommendations to transition from a pilot project to an expanded permanent program for the region.

Funding for the pilot came from public grants and local monies totaling approximately \$11.34 million, which includes funds from the MTC's Congestion Mitigation and Air Quality (CMAQ)

¹ BAAQMD, [Bay Area Emissions Inventory Summary Report: Criteria Air Pollutants Base Year 2011](#), May 2014.

² BAAQMD, [Bay Area Emissions Inventory Summary Report: Greenhouse Gases Base Year 2011](#), January 2015.

funds (\$7.09 million), the Air District's Transportation Fund for Clean Air (TFCA) (\$2.8 million), and local funds from the implementing partner agencies (\$1.45 million). Funding for the Air District's TFCA program is provided by a \$4 surcharge on motor vehicles registered within the Bay Area as authorized by the California State Legislature. The statutory authority for the TFCA and requirements of the program are set forth in California Health and Safety Code Sections 44241 and 44242.

As part of this report, Air District staff will present an overview of the Bay Area Bike Share pilot and a summary of the pilot project's preliminary results and accomplishments. MTC staff will be presenting a proposal for post-pilot program expansion.

DISCUSSION

Bike sharing is similar to car sharing and involves an organized system of bicycles ideal for short distance point-to-point trips, providing users the ability to pick up a bicycle at any self-serve bike station and return it to any bike station located within the system's service area. The Bay Area Bike Share system includes a fleet of tamper- and vandalism-proof bicycles that employ radio-frequency identification smartcards, wireless, and internet technologies to coordinate and track bicycle pick-up, drop-off, and subscriber information.

Bay Area Bike Share launched on August 29, 2013, as the first public bike share service in California and the first regional, multi-city bike share program in the country. The first phase of the pilot included 700 bicycles that are available for check-out from 70 kiosk stations located within the participating pilot communities of San Francisco (350 bikes), Redwood City (70 bikes), Mountain View (70 bikes), Palo Alto (50 bikes), and San Jose (160 bikes). The pilot originally envisioned a 1,000 bike system; however, plans to purchase the 300 additional bikes and 30 additional stations have not been successful. Initially, the plans to expand were delayed due to a disruption in the equipment supply chain and then by a change in the ownership of the systems operator, Alta Bicycle Share, Inc. (Alta). Alta was subsequently purchased by a company that now operates the system under the name of Motivate with the goals of designing, deploying, and managing bicycle share systems in the United States and abroad.

Pilot Accomplishments: Air District

As of March 31, 2015, more than 510,000 trips were taken system-wide on Bay Area Bike Share. During this same time period, more than 6,200 annual memberships and 47,000 casual memberships were sold. This activity has generated a significant amount of usage data and staff has been working with its pilot partners and the system operator to review and analyze the user and financial data in order to evaluate the program results with respect to:

- Vehicle miles traveled (VMT) avoided from mode shift,
- Greenhouse gas and criteria pollution reductions,
- Member travel mode behavior,
- Operating costs by trip and by jurisdiction,
- TFCA cost-effectiveness, and

- Options for system financial self-sustainability.

Proposed Expansion and Post-Pilot Transition

In mid-2014, the Air District's Board approved MTC to take the lead on expansion of the post-pilot Bay Area Bike Share program. Initially, it was envisioned that each agency would continue to contribute funding for program expansion but that the agencies would jointly oversee implementation of the program. As such, MTC began working on expansion-related activities, including securing funding, equipment, and a system operator. MTC staff will be presenting a proposal to transition the system from a publicly funded pilot to a privately funded expanded system sponsored by Motivate. Motivate proposes to bring a total of 850 bikes to Oakland, 400 to Berkeley and 100 to Emeryville, and boosting the number of bikes in San Francisco to 4,500, and the number in San Jose to 1,000. Motivate also plans to add 150 more bikes to the Bay Area Bike Share fleet after the four-phase expansion is complete in late 2017. A complete description of this proposal is included in Attachment 1.

On April 8, 2015, the MTC's Administration Committee tentatively approved MTC's staff proposal. As a follow-up, Air District staff has been working with Caltrans representatives to learn about options for the pilot project's close-out and Caltrans' requirements for transitioning current system assets. Depending on the requirements imposed by Caltrans, the transferring of assets to agencies (MTC, current pilot partners, and/or other Bay Area public agencies) or to Motivate may require them to return the depreciated value of the bike system assets back to Caltrans, the Air District and local agencies. If the Air District Board approves the transfer of assets, the final proposal is expected to go before MTC's full Commission later this spring to approve the terms of the contract between MTC and Motivate.

BUDGET CONSIDERATION / FINANCIAL IMPACT

None. The Air District distributes "pass-through" funds to grantees on a reimbursement basis. Administrative costs for the TFCA program are provided by the funding source.

Respectfully submitted,

Jack P. Broadbent
Executive Officer/APCO

Prepared by: Karen Schkolnick and Alix Bockelman /Ursula Vogler (MTC)
Reviewed by: Anthony Fournier and Damian Breen

Attachment 1: MTC Memo Re: Bikeshare Expansion Proposal: Motivate International, Inc.

Agenda Item 4



**METROPOLITAN
TRANSPORTATION
COMMISSION**

Joseph P. Bort MetroCenter
101 Eighth Street
Oakland, CA 94607-4700
TEL 510.817.5700
TDD/TTY 510.817.5769
FAX 510.817.5848
E-MAIL info@mtc.ca.gov
WEB www.mtc.ca.gov

Memorandum

TO: Administration Committee

DATE: April 1, 2015

FR: Executive Director

RE: Bike Share Expansion Proposal: Motivate International, Inc.

Background

The Bay Area’s three-county pilot bike share system is called Bay Area Bike Share. Bike share is an innovative transportation program that offers access to a fleet of bicycles at self-serve stations throughout a defined service area for a short term or on-going membership. It is meant for short trips, serving as active transportation for commutes, errands, and other trips. Bike sharing is a healthy mobility option that can also help facilitate the “last mile” of transit trips or non-auto short trips.

Bay Area Bike Share Pilot: Background & Performance

In May 2010, for Cycle 1 of the Climate Initiative Innovative Grants program, the Bay Area Air Quality Management District (BAAQMD) and five Bay Area jurisdictions sponsored an application to test the feasibility of a multi-city bike sharing program which, if successful, would be the precursor to a larger regional program. The originally intended investment was approximately \$11.4 million, as shown in the table below; however, only 700 of the planned 1,000 bikes were installed in the pilot, and a portion of the funding remains unspent:

Funding Source	Total Allocated (\$M)	Estimated Spent (\$M)
MTC – CMAQ Funds	\$7.1	\$5.8
BAAQMD – TFCA Funds	\$2.8	\$1.4
Other local cities/CMA	\$1.5	\$1.5
Total	\$11.4	\$8.7

To establish the pilot program, BAAQMD and all five local jurisdictions agreed to terms regarding financial commitment, roles and responsibilities, and implementation policies in a single Intergovernmental Agreement (IGA). BAAQMD then led a procurement on behalf of these partners, and currently holds a contract with the vendor, to supply and operate the pilot program.

Under BAAQMD’s leadership, the program launched as a pilot program in August 2013 with 700 bikes deployed across 70 stations in San Francisco, Redwood City, Palo Alto, Mountain View, and San Jose. The system has seen reasonably good usage in the pilot phase. The vast majority of rides have taken place in San Francisco, where approximately half of the

equipment is stationed. As of March 1, 2015, the system yielded a total of 485,000 trips in the five pilot cities; riders in San Francisco took 436,000 trips overall, or 90% of the total.

Since Bay Area Bike Share's launch in August 2013, San Francisco has exceeded initial usage projections, while the other cities' usage has been lower than expected. The table below shows "trips per bike per day," a measure used to compare bike share utilization among systems. The data covers August 2014 through February 2015. For comparison, Boston averages 2.6 trips/bike/day, Chicago averages 2.2 trips/bike/day, and Minneapolis averages 1.3 trips/bike/day over a full year:

City	Trips per bike per day	Bikes
Mountain View	0.48	54
Palo Alto	0.21	37
Redwood City	0.07	52
San Francisco	2.60	328
San Jose	0.39	129

In a draft evaluation report for MTC's Climate Initiatives Program, ICF International consultants calculated the quantifiable impacts of the program's first year. Survey results show that 12% of all bike share trips would otherwise have been drive-alone trips; therefore, Bay Area Bike Share members reduced GHG emissions by approximately 79 tons from September 2013 through August 2014.

Plans for Expansion

In April 2014, MTC and BAAQMD staffs recommended that each agency assume a different role for the next phase of regional implementation of both the bike share pilot program and the Electric Vehicle (EV) Infrastructure program (initially managed by MTC). Under this proposal, BAAQMD would take the lead role in delivering the expansion of EV charging infrastructure and accelerate the market for EVs, while MTC would take the lead to operate and expand the bike share program. The agencies would jointly oversee the implementation of both Cycle 1 Climate Initiatives Innovative Grant programs; the adjusted roles are intended to make the best use of each agency's respective skills and expertise. Following this adjustment, MTC has taken a leading role in planning for bike share expansion.

In 2014, the Commission approved an additional \$16.4 million for the continuation and expansion of Bay Area Bike Share: in April, \$8.7 million in CMAQ funds (\$2.7 million in Cycle 1 funds and \$6 million in Cycle 2 funds), and in September, \$7.7 million in ATP funds. Also in April 2014, BAAQMD set aside \$1.4 million of the pilot program's \$2.8 million in TFCA funds for expansion. Plans included expanding the pilot to its originally intended 1,000 bikes and procuring an additional 1,500 bikes, for a total of 2,500 bikes regionwide. Based on analysis of potential areas that would result in high ridership, the Cities of Oakland, Berkeley, San Mateo, and Emeryville were selected as new expansion areas for the next phase of the program.

Since fall 2014, MTC and BAAQMD have convened a working group with staff from the pilot communities, staff from communities identified for expansion, and MTC's bike share planning consultant, Toole Design Group, to create a strategic plan for bike share. The strategic plan was designed to address the immediate future of bike share in the Bay Area by evaluating several

topics, including potential governance models, bike share suitability among cities in the region, equity, and projected annual operating subsidy requirements for each city.

Two key issues that emerged from strategic plan development were community resource requirements for bike share and bike share access for disadvantaged communities. The first of these elements describes a set of criteria for a community to consider before joining the bike share program, including commitments from each city to cover ongoing costs and to dedicate staff time. Based on current costs and a planned system size of 2,500 bikes, the projected annual operating subsidy for the system was projected at up to \$1.5 million. The equity component described five priorities for a robust equity program: station siting, discount pricing, language access, program outreach, and transaction access.

Industry Evolution

Since the inception of Bay Area Bike Share in 2011-2012, the bike share industry has seen significant changes to the public/private and public/public organizational structure models. The dominant model for early major U.S. bike share programs involved public ownership of equipment with a private operator. In New York, however, a private operator agreed in 2013 to provide 6,000 bikes at no public cost, in return for retaining sponsorship and advertising rights to the equipment. With major sponsorship funding from Citibank and MasterCard, New York City Bike Share demonstrated that a full-scale bike share program at no public cost is feasible.

Major change also took place within bike share's largest vendor/operator, Alta Bicycle Share (Alta). Alta launched and operated Bay Area Bike Share as BAAQMD's contractor in 2013 and 2014, adding the Bay Area to the list of Alta systems that included Boston, Chicago, New York, Seattle, and Washington, D.C. Due to a supplier bankruptcy in late 2013, Alta was unable to provide its systems with expansion equipment throughout most of 2014. However, in October 2014, Motivate International, Inc. (Motivate), a company backed by executives from The Related Companies and Equinox Holdings, Inc., purchased Alta. Motivate restructured its corporate office, took over operations for each Alta system, and created its own supply chain for producing bikes. After meeting with staff from MTC, BAAQMD, and participating cities in late 2014, Motivate made an unsolicited proposal to MTC and select Bay Area cities to be the exclusive supplier and operator of bike share in the Bay Area at no public cost, following the New York City model. The 2014 Motivate financial report will be available by the May Commission meeting for Commissioner review.

Proposed System Expansion and Terms

Motivate's proposal for the Bay Area includes a ten-fold expansion of the existing system. Highlights from the term sheet found in Attachment A are outlined below.

System Size and Location:

The breakdown of bikes by city reflects Motivate's initial system planning, based on expected ridership demand. One hundred fifty of the 7,000 bikes will be placed following final planning, with at least 50 of these to be located in the East Bay.

City	Bikes
Berkeley	400
Emeryville	100
Oakland	850
San Francisco	4,500
San Jose	1,000
TBD	150
Total	7,000

Term:

The proposed term of 10 years could be reduced to five years if Motivate does not achieve the installation deadlines listed in the table below for each of San Francisco, the East Bay, and San Jose. Timely installation depends on Motivate having permits in hand a reasonable amount of time prior to each deadline, given the lead time associated with ordering all necessary equipment. Therefore, Motivate and the cities will share responsibility for selecting potential station sites, developing site plans, and approving permits in a timely fashion.

Month	Share of Bikes to be Deployed
June 1, 2016	25%
October 1, 2016	15%
April 1, 2017	30%
November 1, 2017	30%

Performance Requirements:

To ensure smooth and continued program operation, MTC has developed a series of key performance indicators (KPI) to continually evaluate Motivate’s performance, and Motivate will pay fines if it fails to meet the KPIs. In addition, Motivate will maintain a security fund of \$250,000 to act as a standby reserve for emergency payments and other incidents. Moreover, MTC will have the option to declare Motivate in default of the contract in the event of bankruptcy or persistent failure to meet KPIs. Following the initial term, MTC has the option of renewing for two additional five-year terms if Motivate is in substantial compliance with the terms of the contract.

Advertising and Sponsorship:

In exchange for providing a major expansion and all required operations and maintenance, Motivate will own all bike share equipment and will retain sponsorship and advertising rights on physical and digital assets, subject to local restrictions. MTC will have approval rights over title sponsorship and branding and will consult with participating cities in determining approval.

Option to Buy In for Other Cities:

The cities included in the currently proposed system, as well as any other municipality in the nine-county MTC region, may contribute public funding for additional bikes and stations, which will be interoperable with the existing system. Following expression of interest from a municipality within the MTC jurisdiction, Motivate will enter into good faith negotiations with MTC and the municipality to provide equipment and operations services at a to-be-negotiated, per-dock fee.

Expanded Usage and Availability in Communities of Concern:

Motivate has agreed to support low-income and Limited English Proficiency membership efforts through pricing and station siting. The discount pricing membership is proposed to cost \$60 annually, or \$5/month, and Motivate will offer this option to all eligible individuals at no cost to MTC. MTC staff has identified PG&E’s California Alternate Rates for Energy (CARE) program, a utility discount program for households that make less than twice the federal poverty level, as a standard for establishing discounted membership eligibility. In the Bay Area, 20% of households participate in the program – 520,000 households out of 2.6 million – which equals approximately 1.4 million people. The table below displays CARE data for participating cities:

City	CARE Enrolled Households	Total Households	CARE Enrollment %
Berkeley	6,000	46,000	13%
Emeryville	850	6,000	14%
Oakland	49,000	154,000	32%
San Francisco	64,000	346,000	18%
San Jose	73,000	301,000	24%
Total	192,850	853,000	23%

Source: Pacific Gas and Electric Company; 2010 Census through www.bayareacensus.ca.gov/

Motivate has also agreed to allow discount program members to pay on a monthly basis to enhance affordability. In addition to discount pricing, Motivate will work with cities to place at least 20% of stations in MTC-designated Communities of Concern. In Oakland, Motivate will make a special effort to fulfill the city’s plan for stations in West Oakland and East Oakland.

MTC staff also recommends using program funds previously set aside in 2014 (up to \$1 million, over three years) to provide alternative language access to program materials, conduct market research and outreach for hard-to-reach bike share target groups, and create an unbanked/cash access program. These additional efforts are intended to remove barriers to membership and enable everyone in participating jurisdictions to benefit from the program.

Sole Source Justification

MTC staff recommends entering into a sole source agreement with Motivate for a number of compelling business reasons. First, Motivate’s proposed system is a much larger expansion – 6,300 bikes instead of 1,800 – than was anticipated through the public procurement process, at no public cost for initial capital or ongoing operations and maintenance cost. Second, the pre-project and ongoing administrative burden and cost of a fully private system will be significantly reduced in regards to procurement development, consultant needs, contract administration, permitting, and marketing. Finally, Motivate brings the most bike share business experience in the country while serving as equipment vendor, product installer, operations and maintenance provider, and sponsorship administrator.

Fully private funding means that public funds originally intended for bikes and stations can instead be reprogrammed, and no agency in the region will need to contribute to combined annual subsidies of up to \$1.5 million to operate the originally planned system. Moreover, bike share programs across the country have found much stronger usage with launching large systems

than with expanding in phases, and Motivate's proposed system would implement this "big bang" strategy in the near term, removing the need to capture additional grants for system expansion.

The currently proposed system also gives MTC a chance to deploy a new public-private partnership model for transportation system delivery on a mobility option that has been identified in Plan Bay Area, with only private funds. Moreover, the nature of the proposal and Motivate's business model mean that the contractor is incentivized to increase ridership while following MTC's KPIs.

The potential disadvantage of an exclusive, private bike share vendor and operator is a lack of control over the direction and execution of the system. MTC staff recommends mitigating this potential disadvantage through carefully designed contract terms and KPIs, as discussed above, developed from industry best practices.

Next Steps and Current System Transition

If the Commission authorizes the Executive Director to negotiate and enter into a contract with Motivate, it will be necessary to transition assets from the BAAQMD pilot program to MTC (subject to Air District Board approval). Staff is developing a plan for transferring all existing bike share equipment and associated operating technology, data related to current membership and program administration, and a share of any remaining system revenues from memberships and usage fees, and staff will be working with the Federal Highway Administration to satisfy any Federal requirements attaching to these assets. MTC and Air District staff will jointly present at the Air District Mobile Source Committee in late April and the Air District Board in early May to allow for the execution of this transfer.

Concurrent with completing negotiations with Motivate, staff recommends creating a new Intergovernmental Agreement with all participating cities in support of the terms in Attachment A. Key tasks and issues to be considered in the agreement include permitting processes, parking and permitting fees, possible revenue sharing, advertising and sponsorship limitations, staffing expectations, and project timing.

Staff also recommends establishing agency roles and responsibilities for each of the key tasks listed above. Staff for each participating city will have a significant role in determining bike share service areas, selecting station sites, and performing community outreach, and each city will likely need to commit dedicated staff during the planning and execution phases of this expansion.

Attachment B contains the planned schedule for the contract and the first two iterations of the site selection, permitting, and installation sequence. Motivate has indicated that its launch team prefers to plan and install approximately 80 stations at a time to most efficiently use staff time.

Recommendation

Staff recommends that this Committee refer this item to the May Commission meeting for authorization for the Executive Director or his designated representative to negotiate and enter into a contract with Motivate based on the summary of terms in Attachment A, to deliver, own, and operate a bike share system of 7,000 bikes at no cost to taxpayers.



Steve Heminger

REQUEST FOR COMMISSION APPROVAL
Summary of Proposed Contract

Work Item No.: 1125

Consultant: Motivate International, Inc.
New York, NY

Work Project Title: Sole Source Bike Share Expansion

Purpose of Project: Deliver, install, and operate a 7,000-bike bike share system.

Brief Scope of Work: Implement a bike share system of at least 7,000 bikes and associated stations, including purchase, delivery, and installation of bikes and stations, ongoing operations and maintenance, customer service, and program marketing, at no public cost.

Project Cost Not to Exceed: \$0
Total approved contract amount based on this action = \$0

Funding Source: N/A

Fiscal Impact: Funds in FY 2014-15 to be reprogrammed.

Motion by Commission: That the Executive Director or his designee is authorized to negotiate and enter into a contract with Motivate International, Inc. for zero cost to deliver, implement, and operate a bike share system of at least 7,000 bikes and associated stations.

Metropolitan Transportation
Commission:

Dave Cortese, Chair

Approved: Date: May 27, 2015

Attachment A

Motivate-MTC Proposed Term Sheet

This term sheet is intended to be used to facilitate discussions between the Metropolitan Transportation Commission (“MTC”) and Motivate International Inc. (“Motivate”) in order to develop a contract for the acquisition, launch and operation of a bike share system in the Bay Area.

Contract Topic	Contract Terms
Equipment Ownership	<p>If required by the FHWA, Motivate will be obligated to purchase the equipment initially acquired with federal funds according to the terms of the FHWA agreement.</p> <p>As currently outlined in the FHWA agreement, any item with a current per-unit FMV of less than \$5,000 will be transferred to Motivate at no cost. For items with a current per-unit FMV of more than \$5,000, the purchase price will be based on the share of federal funding for the project multiplied by the equipment’s FMV, as established by past sales of comparable equipment.</p>
System Size	<p>7000 bikes total</p> <ul style="list-style-type: none"> ● 4,500 in SF ● 1,000 in San Jose ● 1,400 in East Bay (850 in Oakland, 100 in Emeryville, 400 in Berkeley, 50 TBD based on additional system planning analysis) ● 100 to be determined during site planning
Launch Dates	<p>Sites representing 25% of the total bikes for San Jose, East Bay and San Francisco should be approved and permitted by December 30, 2015. Motivate will install these bikes by June 1, 2016.</p> <p>Sites representing an additional 15% of bikes for San Jose, East Bay and SF should be approved and permitted by April 30, 2016. Motivate will install these bikes by October 1, 2016.</p> <p>Sites representing an additional 30% of bikes for San Jose, East Bay and SF should be approved and permitted by November 30, 2016. Motivate will install these bikes by April 1, 2017.</p> <p>Sites for the remaining bikes in San Jose, Easy Bay and SF should be approved and permitted by May 31, 2017. The remainder of bikes shall be installed no later than November 1, 2017.</p>

Contract Topic	Contract Terms
Launch Dates (continued)	<p>Delays in receiving permitted and approved sites by specified dates will result in extension of the installation dates in an amount equal to the delay.</p> <p>The above dates are based on completion of the contract with the MTC by July 31, 2015. If Motivate is negotiating in good faith and the contract signing occurs after July 31, 2015, the above dates will be extended by a duration equal to the difference between the contract signing date and July 31, 2015.</p>
Term	<p>10 year term, reduced to 5 years if Motivate does not achieve the aggregate bike target numbers described above (includes provisions for force majeure and siting issues) or if Motivate is in persistent and material breach of its contractual obligations as of the time renewal is considered in the fourth year.</p> <p>The contract may be extended for two additional five-year terms upon mutual agreement of the MTC and Motivate. If Motivate is in substantial compliance with the terms of the contract, MTC will engage in good faith negotiations to renew the contract on substantially equivalent terms one year prior to the expiration of the current term.</p> <p>MTC will provide notification of non-renewal no later than six months prior to the end of the term. If neither party provides no notice of non-renewal by six months, the contract should be extended for five years on the same terms.</p>
Non-Motivate Sources of Funding	<p>San Jose, San Francisco, Berkeley, Emeryville, and Oakland and any other municipality in the nine-county MTC region may contribute public funding for additional bikes and stations that are interoperable with the existing system.</p> <p>Existing pilot cities other than San Francisco and San Jose that want to continue and/or expand existing system operations after the expiration of the BAAQMD contract can engage in negotiations with Motivate after term sheet signing to develop a new service agreement using public funds.</p> <p>After expression of interest from a municipality within the MTC jurisdiction, Motivate will enter into good faith negotiations with the MTC and municipality to provide equipment and operations services at a to-be-negotiated per dock fee.</p> <p>In addition, Motivate has the right to contract with private entities that want to provide funding for stations and bikes that are situated on privately-owned property.</p>

Contract Topic	Contract Terms
Pricing	<p>\$149 annual pass that can be increased no more than CPI + 2% annually.</p> <p>Annual pass can be paid in 12-monthly installments of no more than \$15.00</p> <p>All other pricing can be set at Motivate's discretion.</p> <p>Motivate will offer a discounted pass set at 40% of the annual price. The discount will be available to customers who are eligible and enrolled in Bay Area utility lifeline programs. If participation in the discounted program is below expectations, Motivate and MTC may mutually agree on other eligibility criteria so long as the eligibility is determined by a third-party.</p>
Revenue Share	<p>User Revenue: 5% of user revenue above \$18,000,000 earned by Motivate (in accordance with GAAP) in any year will be paid to MTC. Amounts owed will be paid within 120 days of the end of the calendar year.</p> <p>Sponsorship Revenue: 5% of sponsorship revenue in excess of \$7,000,000 earned by Motivate (in accordance with GAAP) in any year will be paid to MTC. Amounts owed under the sponsorship revenue share agreement in years 1-5 will be deferred and paid in equal installments in years 6-10. For years 6-10, amounts owed under the sponsorship revenue share agreement will be paid within 120 days of the end of the calendar year.</p> <p>The revenue share hurdle will be adjusted for CPI starting in year 2.</p>
Brand Development and Sponsorship	<p>Motivate is responsible for identifying sponsors and developing system name, color, logo and placement of system assets. MTC, in consultation with the cities, will have approval rights over title sponsorship and branding.</p> <p>Motivate will abide by cities' existing guidelines and restrictions with regards to outdoor advertising. Motivate will not choose sponsors that are in age-restricted categories (alcohol, tobacco or firearms), products banned by the local government, or deemed offensive to the general public. Rejection of proposed sponsors by municipalities are limited to the grounds above.</p>

Contract Topic	Contract Terms
Advertising	<p>Motivate will have the right to sell advertising on physical and digital assets. Advertising on physical assets are subject to local restrictions on outdoor advertising.</p>
Siting	<p>Motivate to develop site locations, which will be prioritized based on demand. Motivate will also use city analyses and recommendations already developed where possible.</p> <p>If a city does not approve a proposed site location, they must provide an alternative within one-block.</p> <p>Motivate to provide a 20% minimum placement in communities of concern system-wide.</p> <p>Motivate will work together with cities on community engagement and outreach as part of the station siting process, including necessary business associations and city meetings.</p> <p>Motivate can relocate or resize underperforming stations while maintaining minimum placements in communities of concern.</p> <p>Motivate will hire planning and engineering firms to minimize the cities' costs and resources related to planning. Motivate will discuss staff time requirements with each city and determine ways to reduce demands on staff. If staff time exceeds estimates due to errors or omissions or by Motivate or its contractors, Motivate will reimburse cities for reasonable and documented direct staff time related to these issues.</p> <p>Cities to provide estimates on costs of permits within seven days of signing term sheet. If costs of permits are significant, Motivate will seek a waiver on permit costs given the public benefits of the project. If Motivate and Cities cannot reach agreement on a waiver, Motivate may consider reimbursing actual direct costs incurred by the city to provide the permit (e.g, a field visit by an inspector).</p>
Security Fund	<p>Motivate will provide \$250,000 into a Security Fund account controlled by MTC prior to the installation of the first new station. The Security Fund shall serve as security for the faithful performance by Motivate of all obligations under the contract.</p>

Contract Topic	Contract Terms
Security Fund (continued)	<p>MTC may make withdrawals from the Security Fund of such amounts as necessary to satisfy (to the degree possible) Motivate's obligations under this Agreement that are not otherwise satisfied and to reimburse the MTC or cities for costs, losses or damages incurred as the result of Motivate's failure to satisfy its obligations.</p> <p>MTC shall not make any withdrawals by reason of any breach for which Motivate has not been given notice and an opportunity to cure in accordance with the Agreement.</p> <p>If funds are withdrawn from the Security Fund, Motivate will be required to replenish the Security Fund to an amount equal to \$250,000 on a quarterly basis.</p> <p>Interest in account accrues to Motivate.</p> <p>90 days after the end of the term, any remaining funds will be returned to Motivate.</p>
Liability	Motivate shall defend, indemnify and hold MTC and its officers and employees harmless, to the fullest extent permitted by law, etc. Similar indemnities for cities.
Default	Termination and default clauses include the option to require Motivate to remove equipment, assign or transfer equipment and IP to a third party. IP assignment is limited to the extent needed for a third-party to maintain and operate the system.
Data	<p>All data owned by Motivate. Cities granted a non-exclusive, royalty free, perpetual license to use all non-personal data.</p> <p>Monthly Reports shall be provided for each of the above KPIs and other system data, to be determined.</p>
Responsibilities of Motivate	Brand development, station siting, design, permitting, purchase of equipment and software, installation of bikes and stations, station relocation, equipment replacement, bike share safety training, monthly operating meetings with MTC and cities, marketing, sales and sponsorship, operations and maintenance of system including customer service.

Contract Topic	Contract Terms
Responsibilities of Motivate (continued)	<p>Station relocation by public agencies will require reimbursement of costs incurred by Motivate. However, if a newly installed station is found to be unsuitable by a city for its location, the city may request within 30 days of installation the relocation of a station at Motivate's cost. The number of available free station moves is equal to 10% of the installed station base less any prior moves. For example, if a city has 100 stations installed, they have a total of 10 free station moves less any free station moves used to date. If the system grows to 200 stations, they then have 20 station moves less any station moves used to date.</p>
Site Design and Planning	<p>Motivate will hire a planning and engineering firm with experience in the specific locality to do surveying, site design and permit submission. Motivate will solicit input from each city to help determine its planning and engineering partners.</p> <p>Motivate will hire a community relations firm to assist with organizing and hosting community meetings and to conduct outreach to local residents and businesses.</p> <p>Motivate will use commercially reasonable efforts to subcontract the work to DBEs where possible.</p> <p>Each municipality should provide a point of contact to coordinate the community engagement efforts and the permitting process.</p>
Marketing	<p>MTC, in consultation with the cities, has final approval of marketing plans and activities.</p> <p>MTC, in consultation with the cities has approval over marketing and outreach plans for low-income communities, non-native English speaking populations, and disadvantaged communities. Motivate must do outreach and marketing in Spanish, Chinese and Vietnamese. MTC retains the ability to conduct outreach and program support in low-income and Limited English Proficiency neighborhoods.</p> <p>Motivate's other marketing activities must comply with MTC and local standards for decency and not offend the general public. Motivate will not advertise or promote any products in prohibited categories (tobacco, alcohol, etc.).</p>

Contract Topic	Contract Terms
Parking Meter Revenue	Motivate must make best effort to avoid taking metered parking spaces. If a city requires reimbursement of lost parking meter revenue for a given site, the city must also provide an alternative site location within one city block that is not sited in metered parking areas. Motivate can choose to locate in either site.
KPIs	<p>Key Performance Indicators:</p> <ol style="list-style-type: none"> 1. Rebalancing: no station will remain full or empty for more than 3 consecutive hours between 6AM and 10PM. 2. Bicycle Availability: the number of bikes available for rent on an average, monthly basis shall be at least 90% of all bikes in service. 3. Station Deactivation, Removal, Relocation, and Reinstallation: as notified by MTC, perform the necessary action within the number of days in the established schedule for each task. 4. Station/Bike Maintenance, Inspection & Cleaning: check each bike and station at least once per month and resolve each issue within a given time frame. 5. Program, Website, and Call Center Functionality: the system, website, and call center shall each be operational and responsive 24/7, 365 days a year. <p>Liquidated damages related to KPIs may not exceed 4% of annual user revenue for the year.</p>
Transition of Project from Bay Air Quality Management District (BAAQMD) to MTC	Subject to Air District Board approval, BAAQMD, MTC and Motivate will cooperatively develop a plan to effectuate the transfer of the project from the BAAQMD to MTC. The plan will provide for the implementation of new pricing, the continuation of existing memberships, the transfer of system data, the transfer of assets, and any other provision to ensure a seamless transfer and provide Motivate with the ability to operate the system under the MTC contract.
Resolution of Terms with BAAQMD	<p>Resolution includes:</p> <ul style="list-style-type: none"> • Motivate will settle all outstanding claims with the Air District for the amount of \$150,000. • Air District agrees to release funds withheld for billed expenses and to pay all legitimate past and documented unbilled expenses totaling \$582,872 less the \$150,000 settlement amount. • On a go-forward basis, Motivate will be paid for all eligible reimbursable costs per month to the maximum amount of one twelfth of the Annual Operations Fee, or \$136,638.67 per month. Cost caps within categories will not be relevant.

Contract Topic	Contract Terms
Resolution of Terms with BAAQMD (continued)	<ul style="list-style-type: none"><li data-bbox="597 260 1377 365">• This agreement will resolve prior SLA claims and any other prior potential claims that could be asserted through the date of Settlement.

BAY AREA AIR QUALITY MANAGEMENT DISTRICT

Memorandum

To: Chairperson Carole Groom and Members
of the Board of Directors

From: Jack P. Broadbent
Executive Officer/APCO

Date: March 24, 2015

Re: Air Resources Board Climate Protection Program

RECOMMENDED ACTION

None; receive and file.

BACKGROUND

In 2006, the California State Legislature passed Assembly Bill 32 (AB 32), the Global Warming Solutions Act of 2006. This Act requires the State of California to reduce greenhouse gas (GHG) emissions to 1990 levels by 2020 and to maintain and continue reductions after 2020. AB 32 calls upon the Air Resources Board (ARB) to develop a strategy for achieving that goal. In response, ARB adopted the AB 32 Scoping Plan in 2008 and updated the Scoping Plan in 2014. The Scoping Plan Update reports that California is on track to meet the state's 2020 GHG target and it is anticipated that these reductions will continue beyond 2020.

California is implementing a broad portfolio of programs to meet the AB 32 goals including energy efficiency, renewable energy, cleaner vehicle programs, and low-carbon fuel requirements. A cornerstone of the Scoping Plan's Strategy to meet the 2020 target is the Cap and Trade program. This program sets a declining cap on emissions from major stationary sources of GHGs in California, including electric power plants, refineries and other large industrial facilities, as well as emissions from the use of natural gas and transportation fuel. Together, these sources are responsible for approximately 85% of all GHG emissions in California. Under the Cap and Trade program, regulated entities are issued a limited number of allowances, representing approximately 90% of the entity's overall GHG emissions level. The percentage of free allowances allocated to each business under the cap declines over time requiring them to either reduce their emissions or to buy allowances at auction or from other entities.

Edie Chang, Air Resources Board Deputy Executive Officer provided an overview of ARB's climate protection activities at the Air District's March 19, 2015, Climate Protection Committee meeting.

DISCUSSION

Most large stationary sources of GHG emissions in the Bay Area are subject to the Cap and Trade regulation. Air District staff believes that Air District climate protection activities should complement, and be coordinated with, statewide programs. In addition, proceeds from the Cap and Trade allowance auctions are being used to fund a variety of GHG reduction programs being implemented by different state agencies. Funding and financing opportunities available through these programs are relevant to many regional and local efforts to reduce GHG emissions in the Bay Area.

Richard Corey, Air Resources Board Executive Officer, will provide the Board of Directors with an overview and update on the ARB's climate protection activities, including the statewide Cap and Trade program.

BUDGET CONSIDERATION / FINANCIAL IMPACT

None.

Respectfully submitted,

Jack P. Broadbent
Executive Officer/APCO

Prepared by: Abby Young
Reviewed by: Henry Hilken