



My Air Online Program Update

JAIME WILLIAMS
INFORMATION TECHNOLOGY OFFICER
BOARD OF DIRECTORS MEETING
JUNE 4, 2014

Program Goal

- To improve operational efficiency, accessibility of information, and quality of service that the Air District provides to the general public, scientific community and regulated businesses through the implementation of web and mobile technologies.

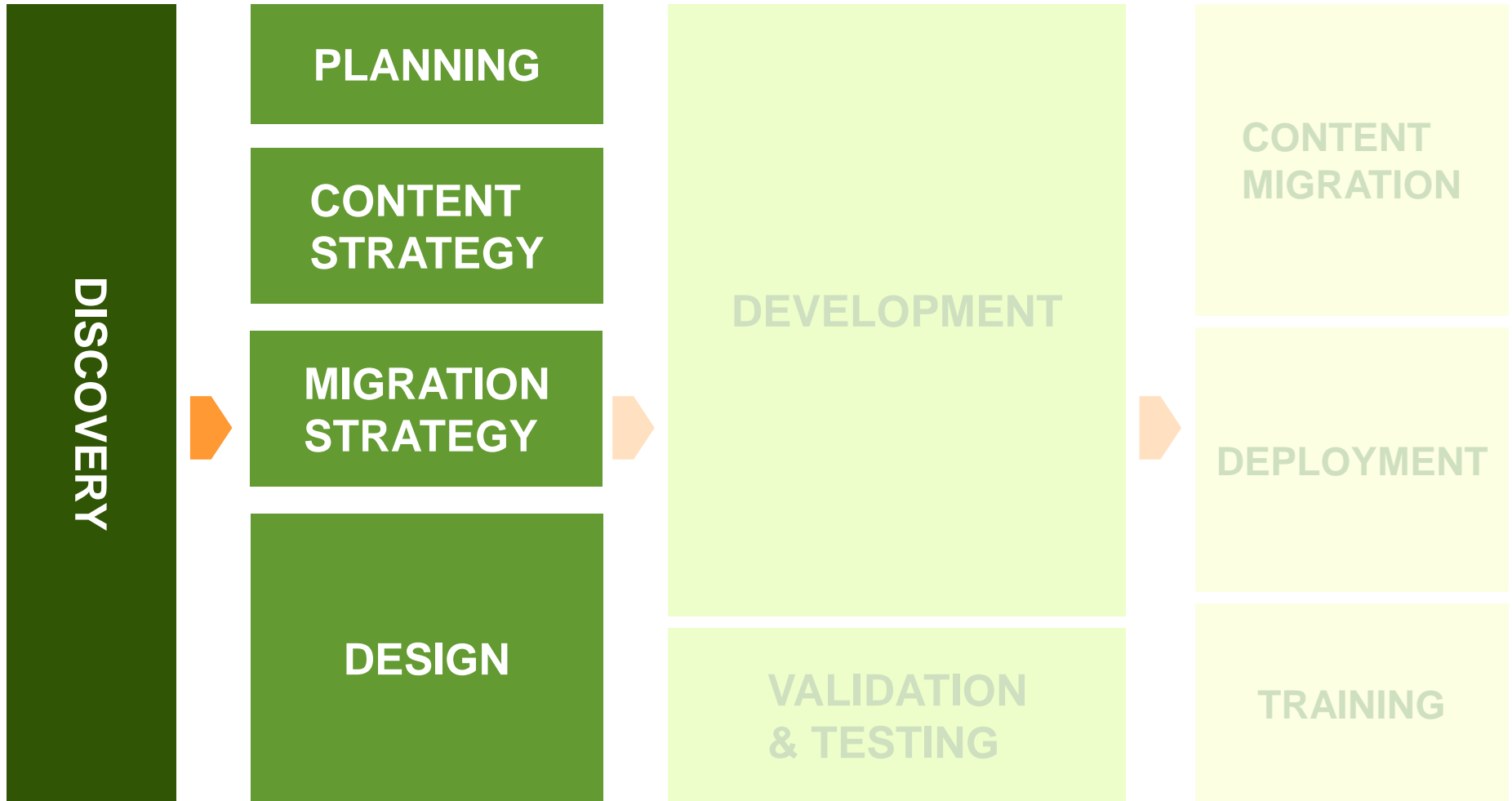
My Air Online Program Structure



My Air Online 2014 Plan

- Complete the rebuild and redesign of the BAAQMD.gov website
- Provide online permitting for Gas Stations, Auto Body Shops and Dry Cleaners for the Public
- Provide the public with tools to submit Air Quality complaints online
- Provide the public with enhanced interactive air quality data mapping tools

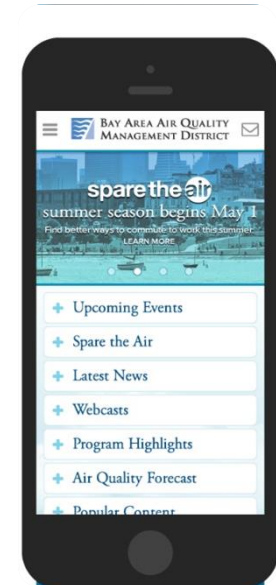
Website Project Process



New Content Organization



New Website Design Samples





Upcoming
Events



APRIL 16, 9:45AM
Board of Directors
Regular Meeting



APRIL 23, 6:00PM
Rules Training
Seminar



APRIL 28, 9:45AM
Advisory Council
Meeting

[VIEW THE CALENDAR](#)

spare the air
STATUS



Wednesday, 4/23
No Spare the Air Alert in Effect



Thursday, 4/24
No Spare the Air Alert in Effect

[Air Quality
Widgets >](#)

air district webcasts

live webcast
[Board of Directors Meeting](#) [WATCH NOW](#)

UPDATED: 4/2/2014 [Board of Directors Special Meeting Webcast Archive](#)

[Special Meeting Agenda \(293k\)](#)

Latest News



AIR DISTRICT ISSUES CARE PROGRAM REPORT

Today the Bay Area Air Quality Management District issued the Community Air Risk Evaluation Program summary report which outlines the results of a nearly decade-long effort to analyze the effect of toxic air pollutants on more highly impacted Bay Area communities and focus air pollution reduction measures in these areas.

Permitting & Compliance Systems Status

- **Gas Station Permitting & Inspection (Released Mar 2012)**
 - 2453 Facilities
 - 348 Permit Applications Approved
 - 4839 Permits Renewed
 - 1735 Inspection Tasks
- **Dry Cleaner Permitting & Inspection (Release Nov 2012)**
 - 501 Facilities
 - 34 Permit & Registration Applications Approved
 - 757 Permits & Registrations Renewed
 - 260 Inspection Tasks
- **Auto Body Coating Operations (2014)**
 - 1109 permitted facilities (will be cutover in coordination with Engineering/Enforcement)
- **Online Payment for Asbestos Renovation & Demolition (Released May 2013)**
- **Online Payment for Open Burn (Released September 2013)**
- **Querying and Reporting for all permitted and registered facilities**



SETON PROVINCIALATE (100016) - PERMITTED

26000 Altamont Rd
Los Altos Hills CA 94022-4317

Standard
NAIC: 447110
SIC: N/A

Next Expiration: 4/1/2015
[Permit to Operate/Registration](#)

[Facility Overview](#)

[Compliance History](#)



GENERAL INFORMATION

INSPECTION

ENFORCEMENT ACTIONS

TECHNICAL SERVICES

REVIEW INSPECTION

PHASE I

- Vapor Recovery Type: Non-EVR Two Point

PHASE II

- Vapor Recovery Type: None-BAAQMD Regulation 8-7-112.9 ORVR fleet

[See Gasoline Dispensing Facility Inspection Checklist](#)

[See Executive Orders](#)

Current PO Available at Facility?

- Yes
 No
 Not Verified

▼ REGULATIONS

▼ BAAQMD 8-7

Regulation	Status	Technical Notes (130 characters max)
8-7-100	<input type="text" value="-- Select One --"/>	<input type="checkbox"/>
8-7-300	<input type="text" value="-- Select One --"/>	<input type="checkbox"/>
8-7-400	<input type="text" value="-- Select One --"/>	<input type="checkbox"/>
8-7-500	<input type="text" value="-- Select One --"/>	<input type="checkbox"/>

▼ CONDITIONS

Website Next Steps for 2014

- Finalize Technical Design
- Development
- Validation & Testing
- Deployment
- Training

Permitting & Compliance System

Next Steps for 2014

- Release Permitting & Inspection features for Auto Body Coating Operations (July)
- Deploy System to Cloud Infrastructure (July)
- Conduct Pilot with Small Businesses to Gather Feedback (Summer)
- Incorporate Pilot Feedback & Integrate with the New Website (Fall)
- Open to the public (December Target)

Public Data Access Status

- Conducted RFP process to select vendor for the design and implementation of new geospatial maps for the website
- Proposed Maps would present the following information:
 - Air Quality Data
 - Air Monitoring Data
 - Open Burn Statuses
 - Permitted Facilities
 - Impacted Community Boundaries

Geospatial Mapping RFP Results

Evaluation Criteria	Points	Farrallon Geographics	Lightmaker, Inc.	Symsoft Solutions
Organizational Background	5	4	5	4
Expertise	40	31	38	26
Approach	40	32	36	26
Cost	10	7	6	1
Specialty Focus Area	5	4	2	4
Total	100	78	86	62



BAY AREA
AIR QUALITY
MANAGEMENT
DISTRICT

AGENDA: 11

Proposed Amendments to Regulation 3: Fees

**Board of Directors Regular Meeting
June 4, 2014**

**Jeff McKay
Deputy Air Pollution Control Officer**



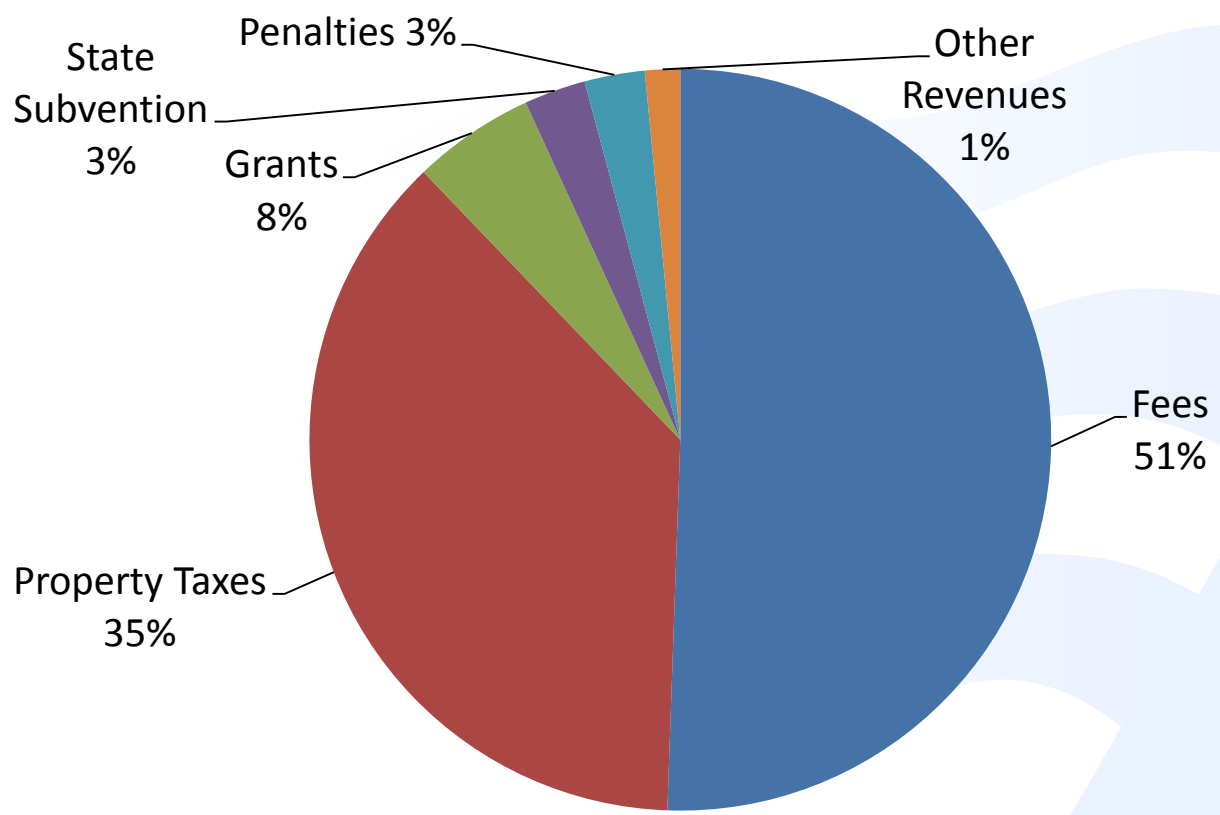
Presentation Outline

1. Cost Recovery Background
2. Draft Fee Amendments
3. Public Comments Received
4. Rule Development Schedule





Revenue Sources - FYE 2013





Cost Recovery Background

- Air District has authority to assess fees to recover the reasonable costs of regulating stationary sources
- Fee revenue falls short of overall full cost recovery
 - FYE 2010: Cost recovery = 64%
 - FYE 2011: Cost recovery = 67%
 - FYE 2012: Cost recovery = 76%
 - FYE 2013: Cost recovery = 80%
- Cost recovery gap is filled by county tax revenue





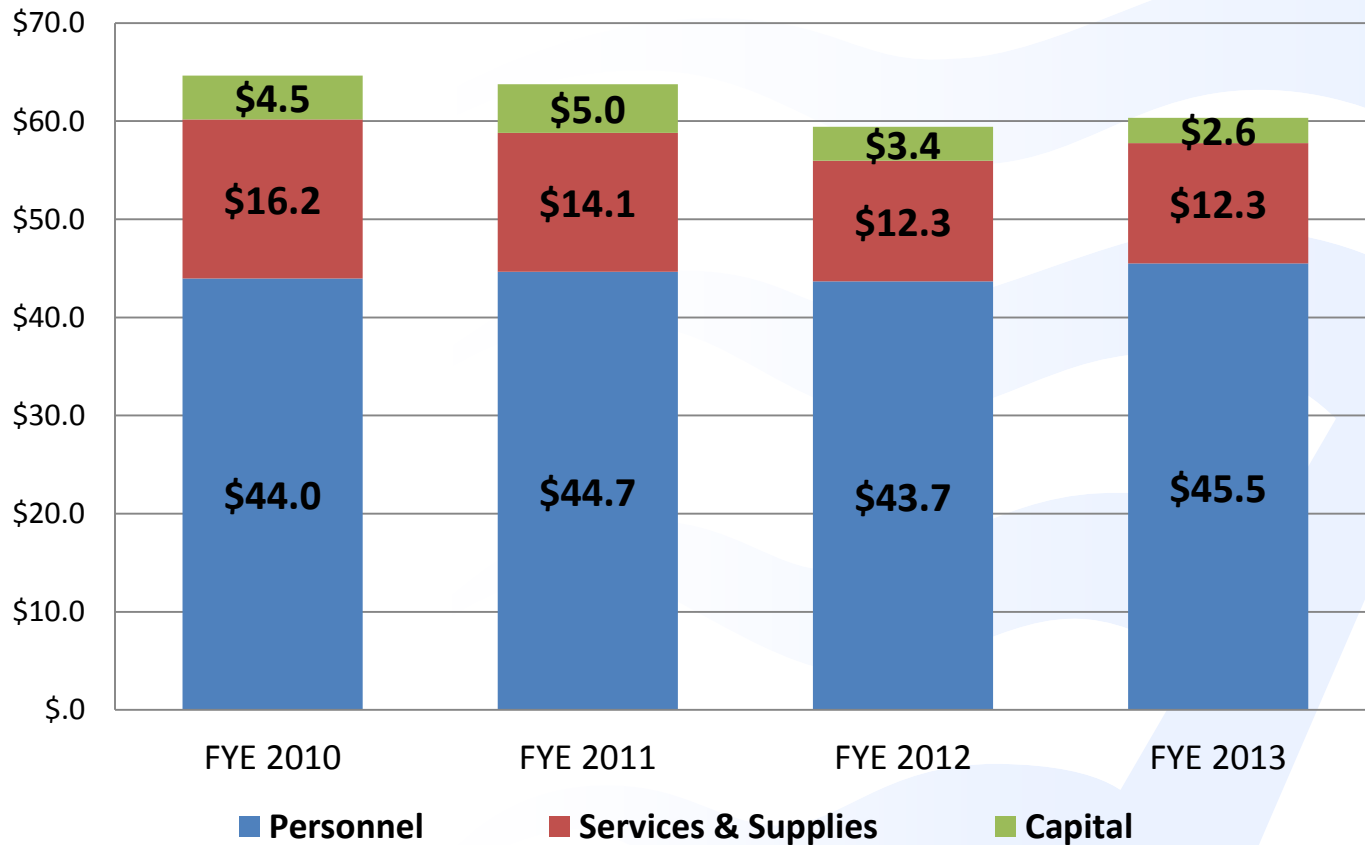
Cost Recovery Policy

- Sets goal of increasing cost recovery to 85% by FYE 2016
- Fee amendments are made in consideration of cost recovery analyses conducted at the fee schedule-level
- Air District implements feasible cost containment measures



Trends in Cost Cutting

Audited General Fund Expenditures (millions)



Proposed Changes to Fee Schedules

Revenue from Fee Schedule	Change in Fees	Fee Schedules
Exceeds 95% of costs	2% increase (CPI)	C, G-5, M, N, Q,U,V
85 – 95% of costs	7% increase	B, D, I
75 – 84% of costs	8% increase	F, G-4
Less than 75% of costs	9% increase	A, E, G-1, G-2, G-3, H, K, L, P, R, S



Proposed Changes to Fee Schedules

➤ Fee Schedules with 2% increase

- Schedule C: Stationary Containers for the Storage of Organic Liquids
- Schedule G-5: Petroleum Refinery Flares
- Schedule M: Major Stationary Source Fees
- Schedule N: Toxic Inventory Fees
- Schedule Q: Contaminated Soil & Removal of Underground Storage Tanks
- Schedule U: Indirect Source Fees
- Schedule V: Open Burning Fees





Proposed Changes to Fee Schedules

➤ Fee Schedules with 7% increase

- Schedule B: Combustion of Fuel
- Schedule D: Gasoline Transfer at Gasoline Dispensing Facilities, Bulk Plants & Terminals
- Schedule I: Dry Cleaners

➤ Fee Schedules with 8% increase

- Schedule F: Misc. Sources (storage silos, abrasive blasting)
- Schedule G-4: Misc. Sources (cement kilns, sulfur removal & coking units, acid manufacturing)



Proposed Changes to Fee Schedules

➤ Fee Schedules with 9% increase

- Schedule A: Hearing Board Fees
- Schedule E: Solvent Evaporating Sources
- Schedule G-1: Misc. Sources (glass manufacturing, soil remediation)
- Schedule G-2: Misc. Sources (asphaltic concrete, furnaces)
- Schedule G-3: Misc. Sources (metal melting, cracking units)
- Schedule H: Semiconductor and Related Operations
- Schedule K: Solid Waste Disposal Sites
- Schedule L: Asbestos Operations
- Schedule P: Major Facility Review Fees
- Schedule R: Equipment Registration Fees
- Schedule S: Naturally Occurring Asbestos Operations





Greenhouse Gas Fees

- Increase from \$0.048 to \$0.09 per metric ton of carbon dioxide equivalent emissions
- Necessary to implement Board's Climate Protection Resolution
- Increase in revenue expected to be \$800,000
- 4 to 15% overall increase in permit fees
- 500 facilities impacted



Impact on Small Businesses

➤ Proposed FYE 2015 fee increases:

Facility Type	Facility Description	Fee Increase	Total Fee
Gas Station	10 multi-product gasoline nozzles	\$186	\$2,932
Dry Cleaner (permitted)	One machine: 1,400 lb/yr Perc emissions	\$31	\$556
Dry Cleaner (registered)	One machine: 800 lb/yr VOC emissions	\$14	\$173
Auto Body Shop	One spray booth: 400 gal/yr paint	\$37	\$495
Back-up Generator	One 300 hp engine	\$15	\$262





Public Comments

- Feb. 18, 2014 Public workshop
 - Two attendees plus webcast audience

- No written comments

- CCEEB suggests a two year phase-in for GHG fee
 - Would result in phased hiring and capital purchase





Rule Development Schedule

- **February 18, 2014**
 - Public workshop
- **April 16, 2014**
 - Board of Directors first public hearing to receive testimony only
- **June 4, 2014**
 - Board of Directors second public hearing to consider adoption
- **July 1, 2014**
 - Proposed effective date of fee amendments





Recommendation

- Adopt proposed amendments to Regulation 3: Fees and approve the filing of a California Environmental Quality Act (CEQA) Notice of Exemption.
- Consider two year phase-in for GHG fee.





BAY AREA
AIR QUALITY
MANAGEMENT
DISTRICT

AGENDA: 12

Proposed Fiscal Year End 2015 Budget

Board of Directors Regular Meeting

June 4, 2014

Jeff McKay

Deputy Air Pollution Control Officer

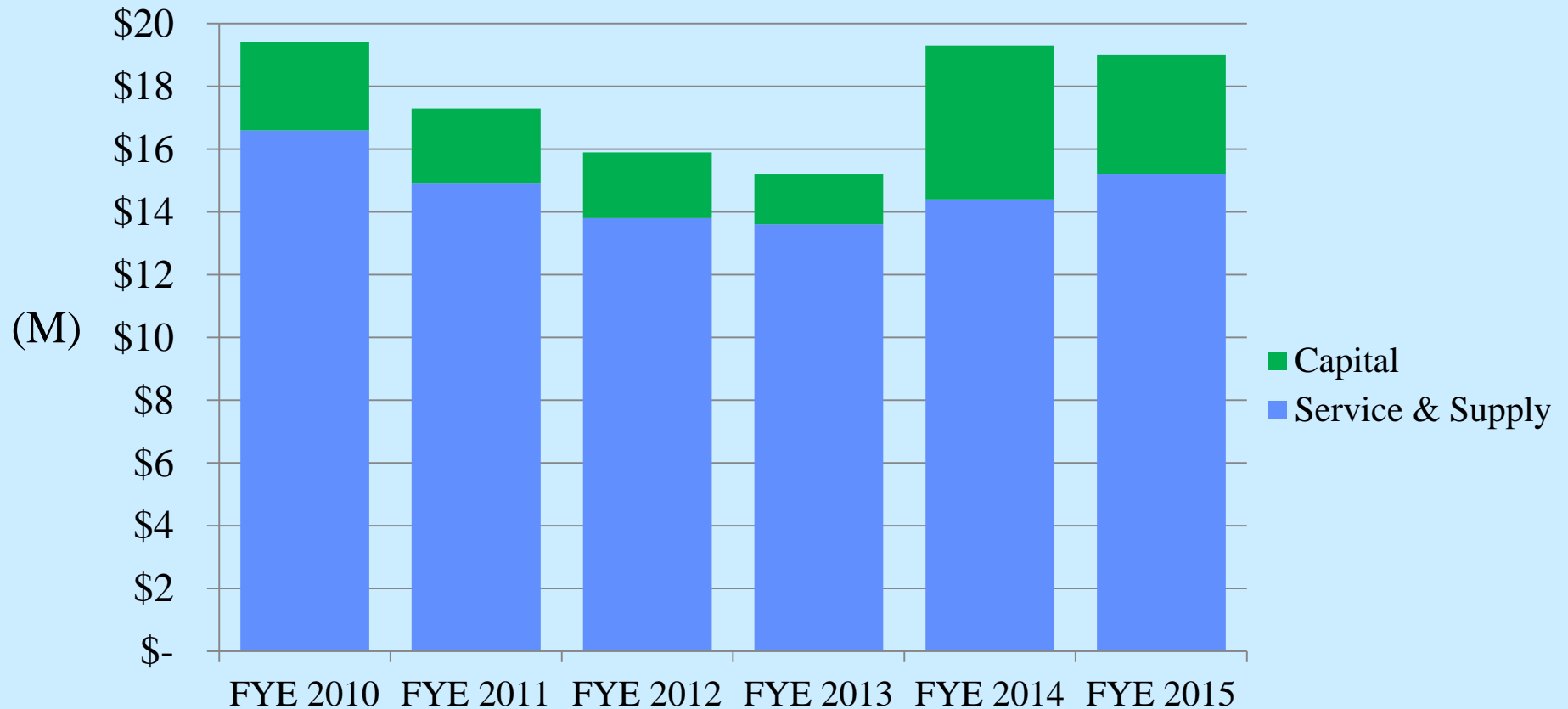
OVERVIEW

Proposed Budget for FYE 2015

- \$ 65.6 M General Fund Budget
- Incorporates Cost Recovery Policy
- New GHG Funding for 4 new positions
- Hire Staff: From 310 to 329 filled positions
- Addresses Retirement Liabilities
- Anticipates new EA Contract
- Reserves Allocated for some Capital Items



EXPENSE and CAPITAL

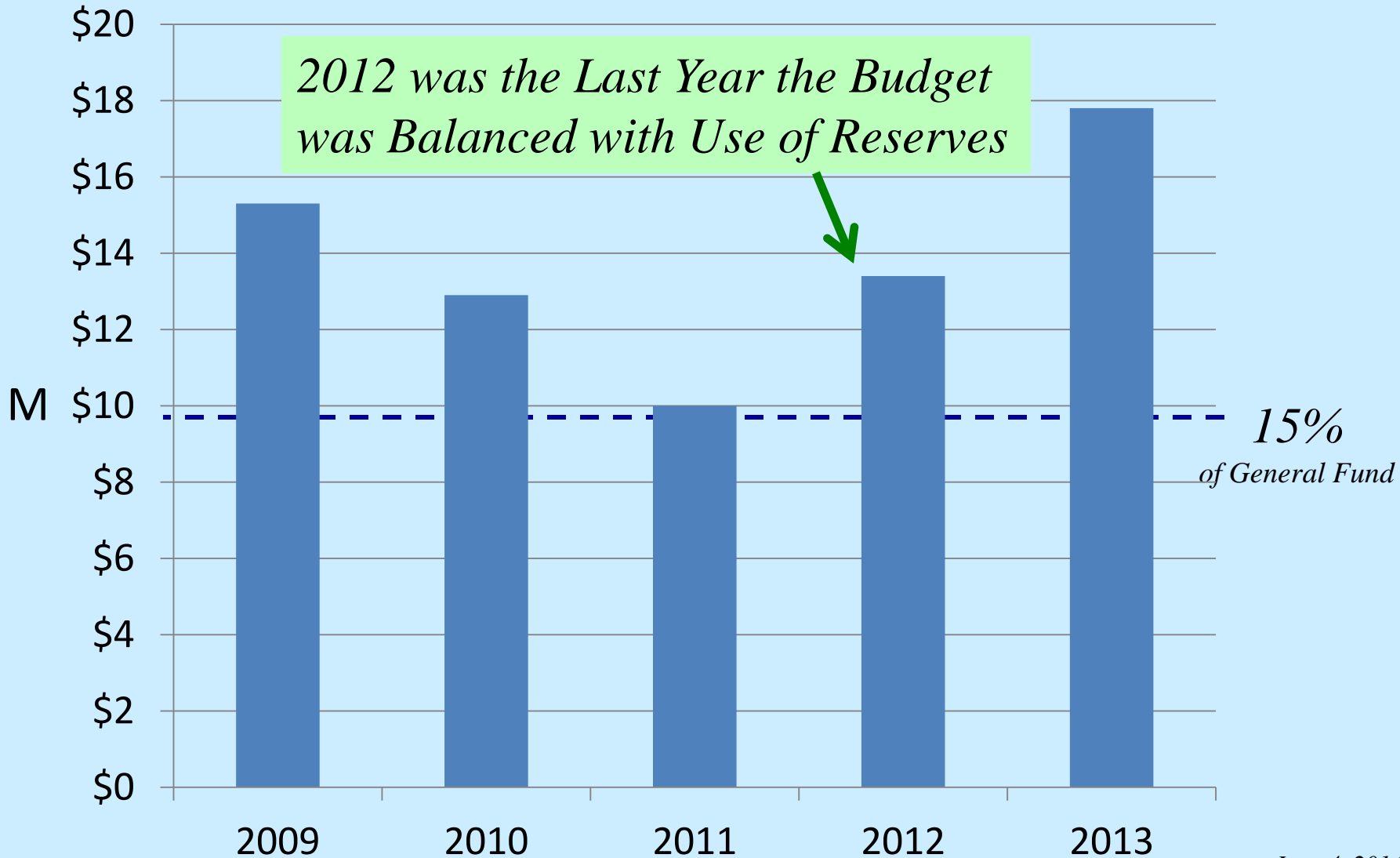


	<u>FYE 2010</u>	<u>FYE 2011</u>	<u>FYE 2012</u>	<u>FYE 2013</u>	<u>FYE 2014</u>	<u>FYE 2015</u>
Service & Supply	\$ 16.6	\$ 14.9	\$ 13.8	\$ 13.6	\$ 14.4	\$ 15.2
Capital	\$ 2.8	\$ 2.4	\$ 2.1	\$ 1.6	\$ 4.9	\$ 3.8
Total	\$ 19.40	\$ 17.30	\$ 15.90	\$ 15.20	\$ 19.30	\$ 19.00



DISTRICT RESERVE FUNDS

Audited Values





RESERVES DESIGNATED FOR SPECIFIC CAPITAL ITEMS

JD Edwards Software Upgrade	\$ 1,000,000
IT-Desktop Equipment	\$ 500,000
IT-Event Response	\$ 500,000
GHG Monitoring Equipment	\$ 360,900
Meteorological Network Equipment	\$ 417,100
Mobile Monitoring Instruments	\$ 450,000



BAY AREA
AIR QUALITY
MANAGEMENT
DISTRICT

CURRENT STAFFING LEVELS

Total Authorized	365
Current Level	310
Current Vacancies	55



BAY AREA
AIR QUALITY
MANAGEMENT
DISTRICT

FILL VACANCIES

Division	Title
Planning	Rule Development Manager
Planning	Senior Advanced Projects Advisor
Technical	Administrative Secretary
Technical	Air Quality Instrument Specialist
Compliance & Enforcement	Air Quality Inspector (5)
Compliance & Enforcement	Secretary
Administration	Human Resources Analyst
Engineering	Air Quality Engineering Manager
Engineering	Senior Air Quality Engineer
Information Services	Information Services Manager
Information Services	Air Quality Instrument Specialist



CLIMATE PROGRAM STAFFING

- Implementation of the Air District's 10-Point Climate Action Work Plan
- The Air District's ground breaking GHG Fee will be modified in FYE 2015 Budget
 - An increase of 4.6 cents per ton of GHG
- 4 Positions
 - Planning (2)
 - Inspection (1)
 - Technical (1)



BAY AREA
AIR QUALITY
MANAGEMENT
DISTRICT

STAFFING LEVELS IN FYE 2015

Current Filled Positions	310
Fill Current Vacant Positions	15
Climate Protection Positions	4
Total Budgeted Positions	329



UNFUNDED LIABILITIES

- CalPERS Retirement
 - \$220 M Obligation
 - \$59 M Unfunded

- OPEB Medical
 - \$51 M Obligation
 - \$32 M Unfunded



UNFUNDED LIABILITIES RESPONSE

- CalPERS may increase required contributions from about 12% of salary to about 20% of salary over five years.
- OPEB Medical – District has increased contribution to \$3 M.



FUNDED OPEB MOTIVATION

- Lower Total Costs
- Risk Mitigation
- Credit Rating (Beale Street funding)



ILLUSTRATION FUNDED OPEB

Illustration

Initiate a Retiree Medical Insurance Program

Compare a Funded Liability to Un-Funded

- Assumptions
 - CalPers earnings 4% above inflation
 - Medical costs grow 2% per year above inflation for another 10 years



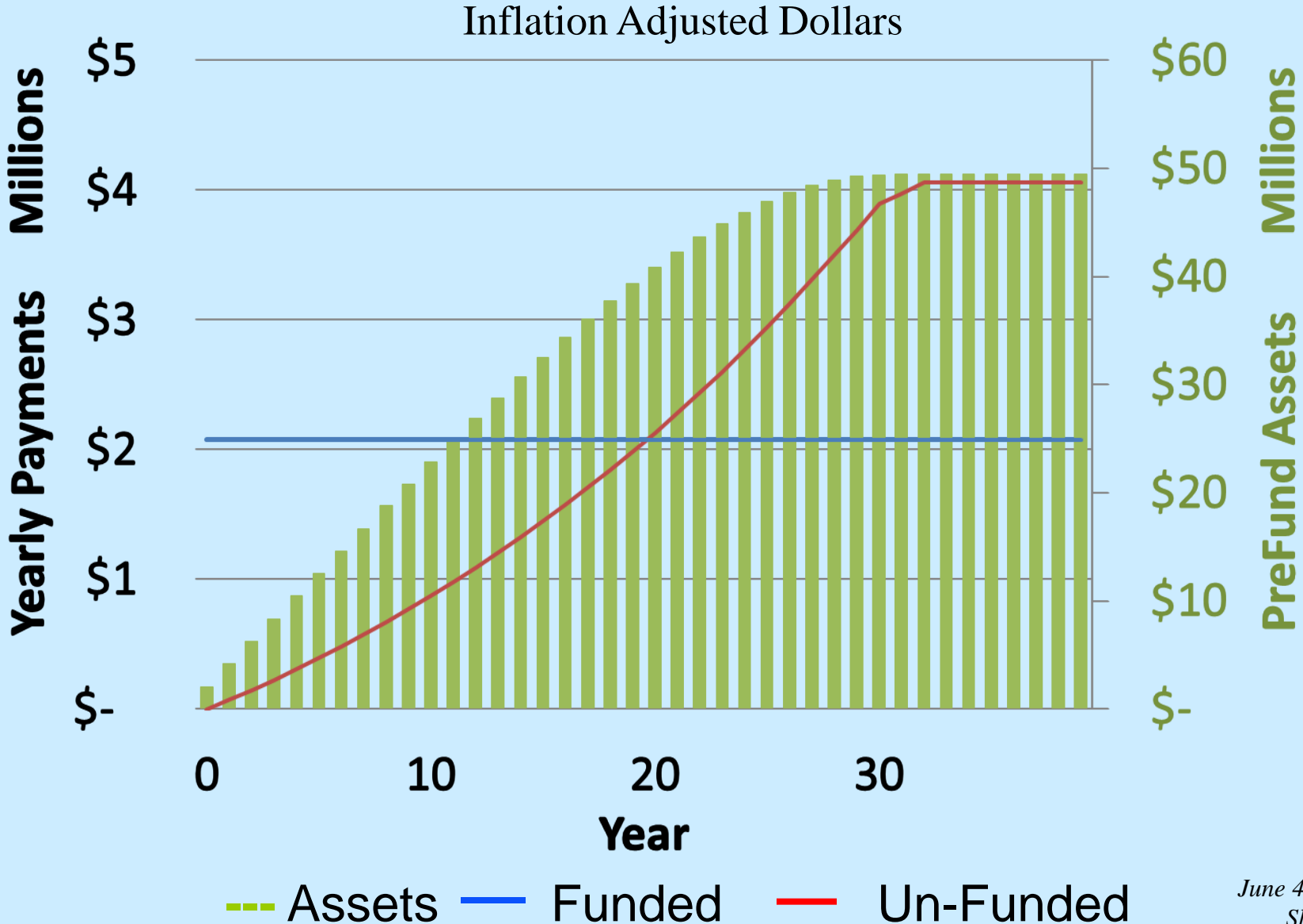
ILLUSTRATION FUNDED OPEB

Illustration Results

- Funded Retiree Payments constant \$ 2M/yr
- Un-Funded Payments rise from \$0 to \$ 4M/yr



ILLUSTRATION FUNDED OPEB





FUNDING OPEB RECOMMENDATION

- Continue with present funding level
- Expected full funding in approximately 15 years
- Monitor progress yearly



SCHEDULE

- April 23, 2014
 - Budget & Finance Committee recommends Budget
- April 16, 2014
 - Board of Directors Public Hearing on Fees
- May 21, 2014
 - Board of Directors Public Hearing on Budget
- June 4, 2014
 - BOD second public hearing: Fees and Budget

SUMMARY

Budget FYE 2015

- Budget balanced
- Current 310 positions increased to 329 in Budget
- Other Post-Employment Benefits (OPEB):
 - Contribution increased to \$3 M
- *Recommendation:* Adopt Proposed FYE 2015 Budget
- *Or:* Adopt Proposed Budget with GHG Fee Increase
Revenue and Expenditures reduced by half (\$400,000)



BAY AREA
AIR QUALITY
MANAGEMENT
DISTRICT

Discussion of Compliance with Senate Bill 751



PRESENTATION SUMMARY

- Introduction and Background
- SB751 Requirements and Considerations
- Possible Voting Methods in Compliance with SB751



INTRODUCTION AND BACKGROUND

- Senate Bill 751 (Yee) was passed and signed into law by Governor Brown in 2013, effective January 1, 2014
- The legislative history of SB 751 reflects that the legislation was inspired by concerns that practices of some agencies resulted in the public not being able to tell how individual members voted
 - The example in the Bill Analysis was ABAG's prior practice of recording how many members voted "yes," or "no," but not identifying the members
 - Originally the bill applied to metropolitan planning organizations, later expanded to transportation planning agencies, and the final bill applies to all local agencies



SENATE BILL 751 REQUIREMENTS

- Adds to existing Brown Act provisions requiring recording and reporting individual votes for teleconference meetings and closed session actions by requiring the reporting at the meeting and recording of the vote or abstention of each member of a “legislative body” on any “action”
- Codified in Government Code Section 54953(c)(2) as follows: “The legislative body of a local agency shall publicly report any action taken and the vote or abstention on that action of each member present for that action.”
- The Brown Act definition of “legislative body” encompasses the Air District Board of Directors and its Committees as well as the Air District’s appointed Hearing Board and Advisory Council
- “Actions” subject to Brown Act voting requirements include any decision that requires a vote, including motions, proposals, resolutions, ordinances, regulations, etc.



SENATE BILL 751 CONSIDERATIONS

- How votes and abstentions of Members should be reported during a meeting
- How to address the issue of Members in attendance, but temporarily absent during a vote
- How votes should be recorded in minutes



POSSIBLE VOTING METHODS

- Roll Call
- Show of Hands
 - Similar to roll call, but clerk would announce names for “yes” and “no” votes, and abstentions
- Voice Vote
 - Must ask for any abstentions
 - If unanimous, Clerk could list members in attendance
 - Would require method of noting absence from vote of members who are in attendance, but out of room
- Other (e.g., vote tally boards as used in the legislature)



Summary of Ozone Seasons

Year	National 8-Hour	State 1-Hour	State 8-Hour
2011	4	5	10
2012	4	3	8
2013	3	3	3
2014	3	2	4

Spare the Air Alerts: 5/12, 5/13, 5/14

Days > 0.075 ppm 8-hour NAAQS: 4/30, 5/1, 5/14