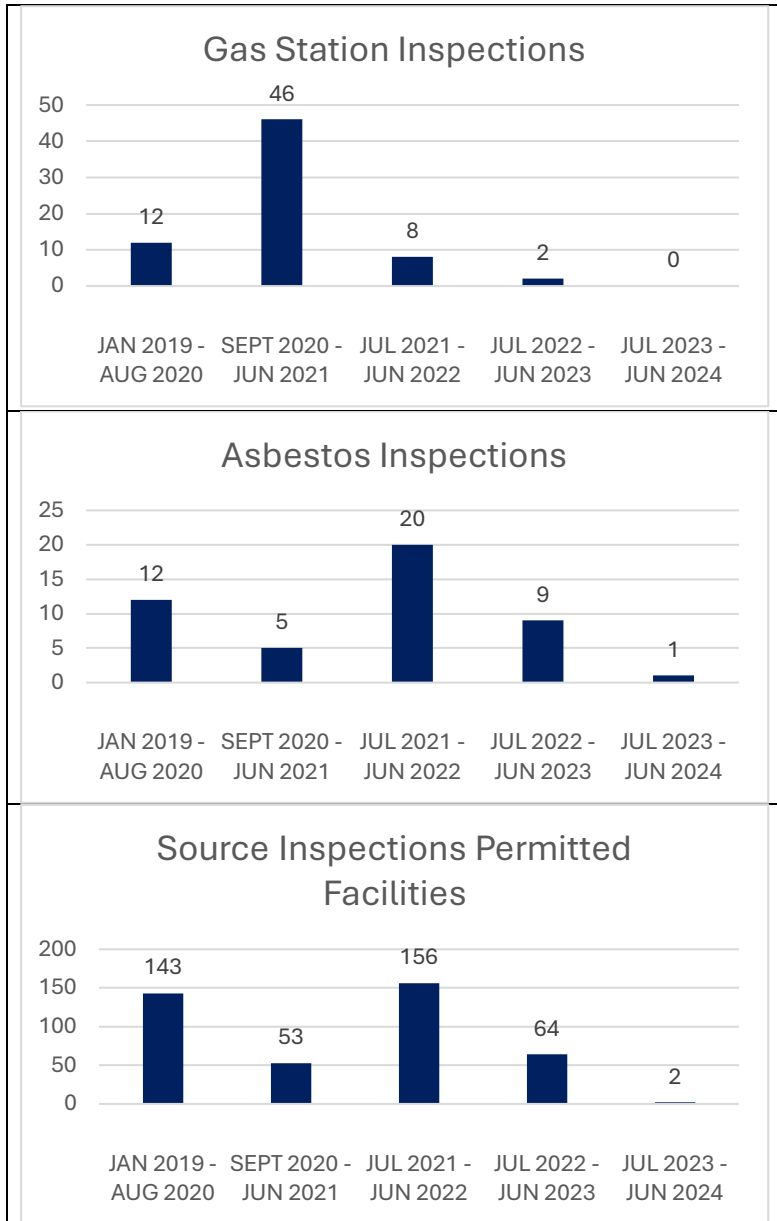
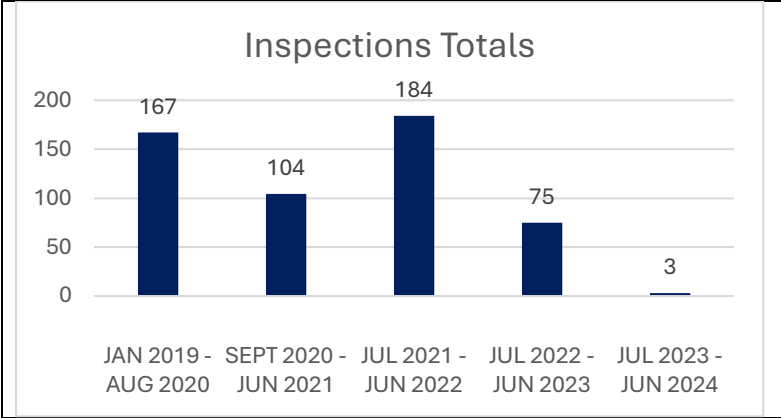


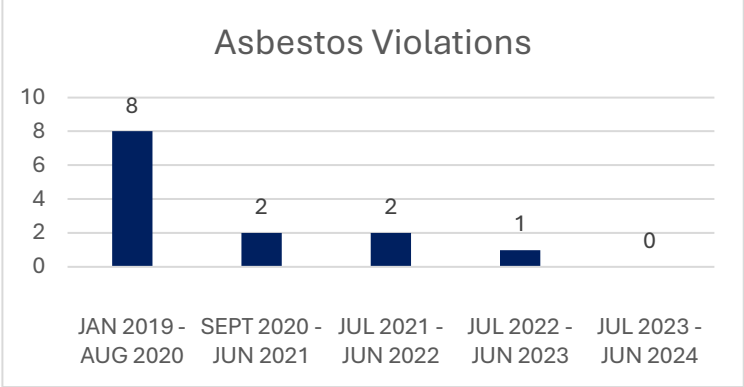
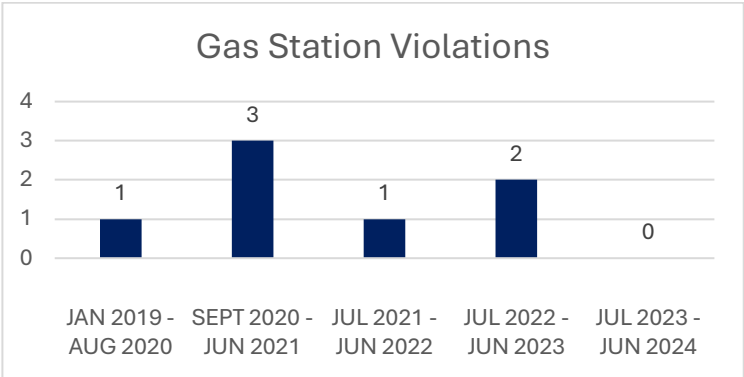
## Appendix 2 Compliance and Enforcement Data Charts

### Inspections

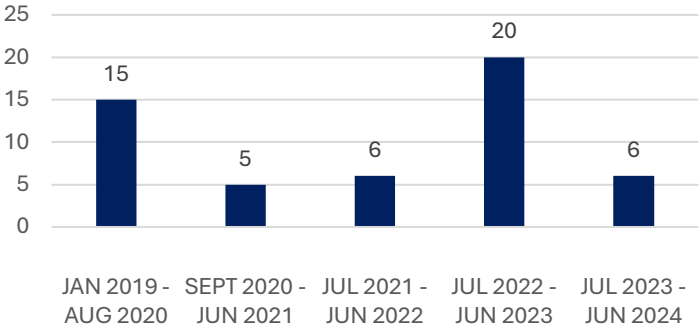




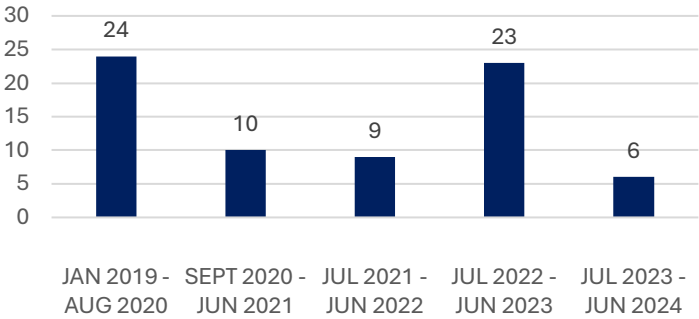
### Violations



### Other Violations

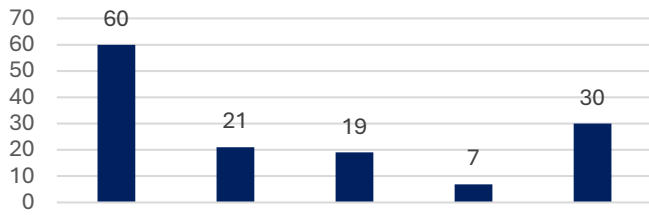


### Violations Total




# Complaints

## Odor Complaints



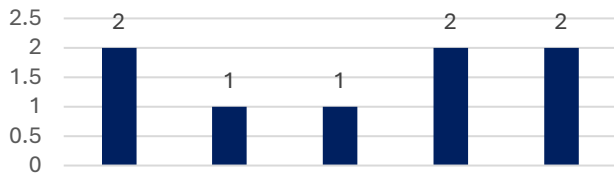
JAN 2019 - SEPT 2020    AUG 2020 - JUN 2021    JUN 2021 - JUN 2022    JUN 2022 - JUN 2023    JUN 2023 - JUN 2024

## Asbestos Inspections Complaints



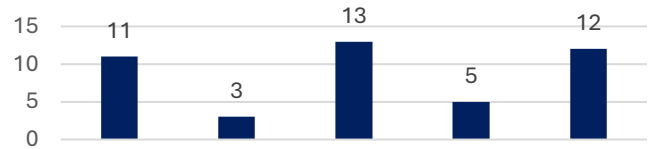
JAN 2019 - SEPT 2020    AUG 2020 - JUN 2021    JUN 2021 - JUN 2022    JUN 2022 - JUN 2023    JUN 2023 - JUN 2024

## Fire out Complaints




JAN 2019 - SEPT 2020    AUG 2020 - JUN 2021    JUN 2021 - JUN 2022    JUN 2022 - JUN 2023    JUN 2023 - JUN 2024

## Dust Complaints




JAN 2019 - SEPT 2020    AUG 2020 - JUN 2021    JUN 2021 - JUN 2022    JUN 2022 - JUN 2023    JUN 2023 - JUN 2024

## Train Complaints



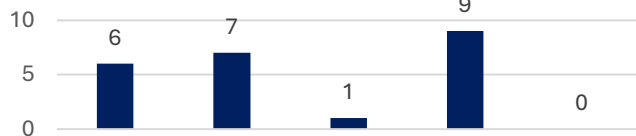
JAN 2019 - SEPT 2020    AUG 2020 - JUN 2021    JUN 2021 - JUN 2022    JUN 2022 - JUN 2023    JUN 2023 - JUN 2024

## Idling Truck Complaints




JAN 2019 - SEPT 2020    AUG 2020 - JUN 2021    JUN 2021 - JUN 2022    JUN 2022 - JUN 2023    JUN 2023 - JUN 2024

## Woodsmoke Complaints



JAN 2019 - SEPT 2020    AUG 2020 - JUN 2021    JUN 2021 - JUN 2022    JUN 2022 - JUN 2023    JUN 2023 - JUN 2024

## Gas Station Complaints



JAN 2019 - SEPT 2020    AUG 2020 - JUN 2021    JUN 2021 - JUN 2022    JUN 2022 - JUN 2023    JUN 2023 - JUN 2024

Complaints (Continued)

