

AB617: Protecting Community Health

April 24, 2018

Elizabeth Yura
Bay Area Air Quality Management District
Community Health Protection Officer



Overview

- Health Protection in the Bay Area
- Selecting Communities
- Incentives
- Next Steps



Community Health Protection: *An Air Quality Lens*

Air Pollutants



- emission rates
- types of emissions

Ambient Concentration



- types of pollutants
- topography
- wind patterns

Exposure and Dose



- breathing rate
- location
- time

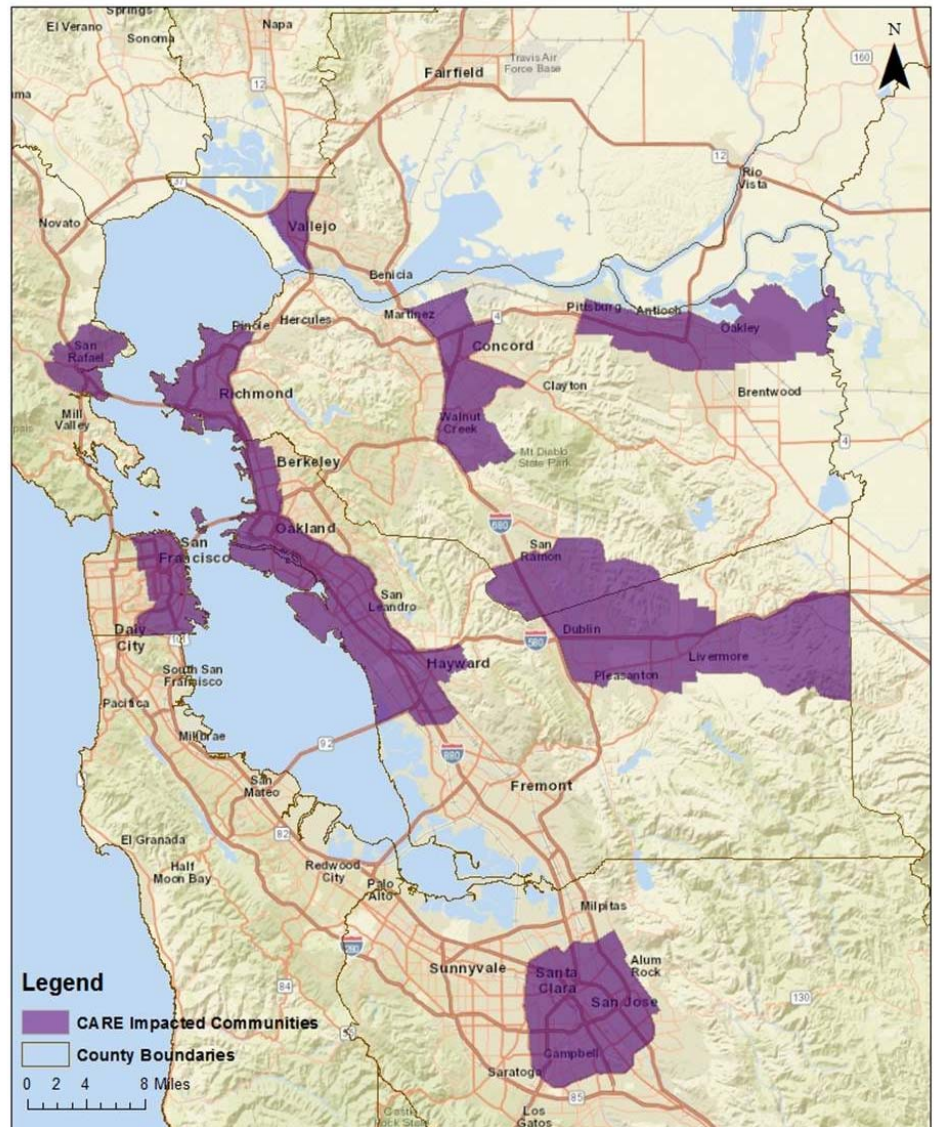
Health Effects



- dose
- susceptibility

CARE: First Community Health Protection Program

- Complements traditional air quality planning
- Highlights communities most affected by high exposure and those vulnerable to air pollution
 - Maps areas of greater health impact based on cumulative air pollution levels and existing adverse health outcomes
 - Identifies **vulnerable communities**
- Strives to fill a gap in health protection between regional and facility-scale assessments



<http://www.baaqmd.gov/research-and-data/interactive-data-maps>

AB 617

A New Approach to Community Health Protection

- Originated in negotiations regarding the extension of Cap & Trade program
- Responds to concerns about high air pollution levels in local communities
- Directly addresses toxics and criteria pollutants in the most impacted communities

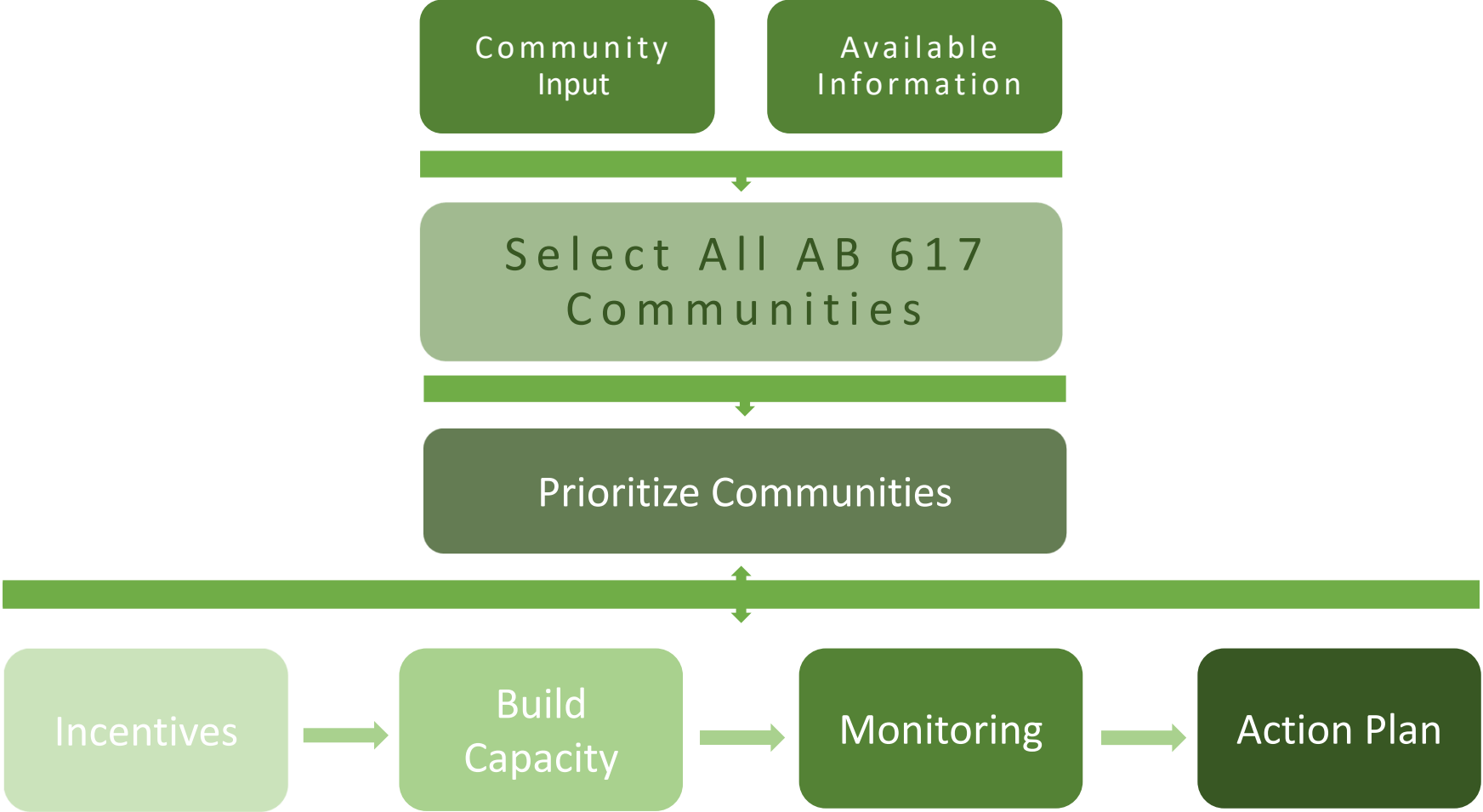


Program Goals

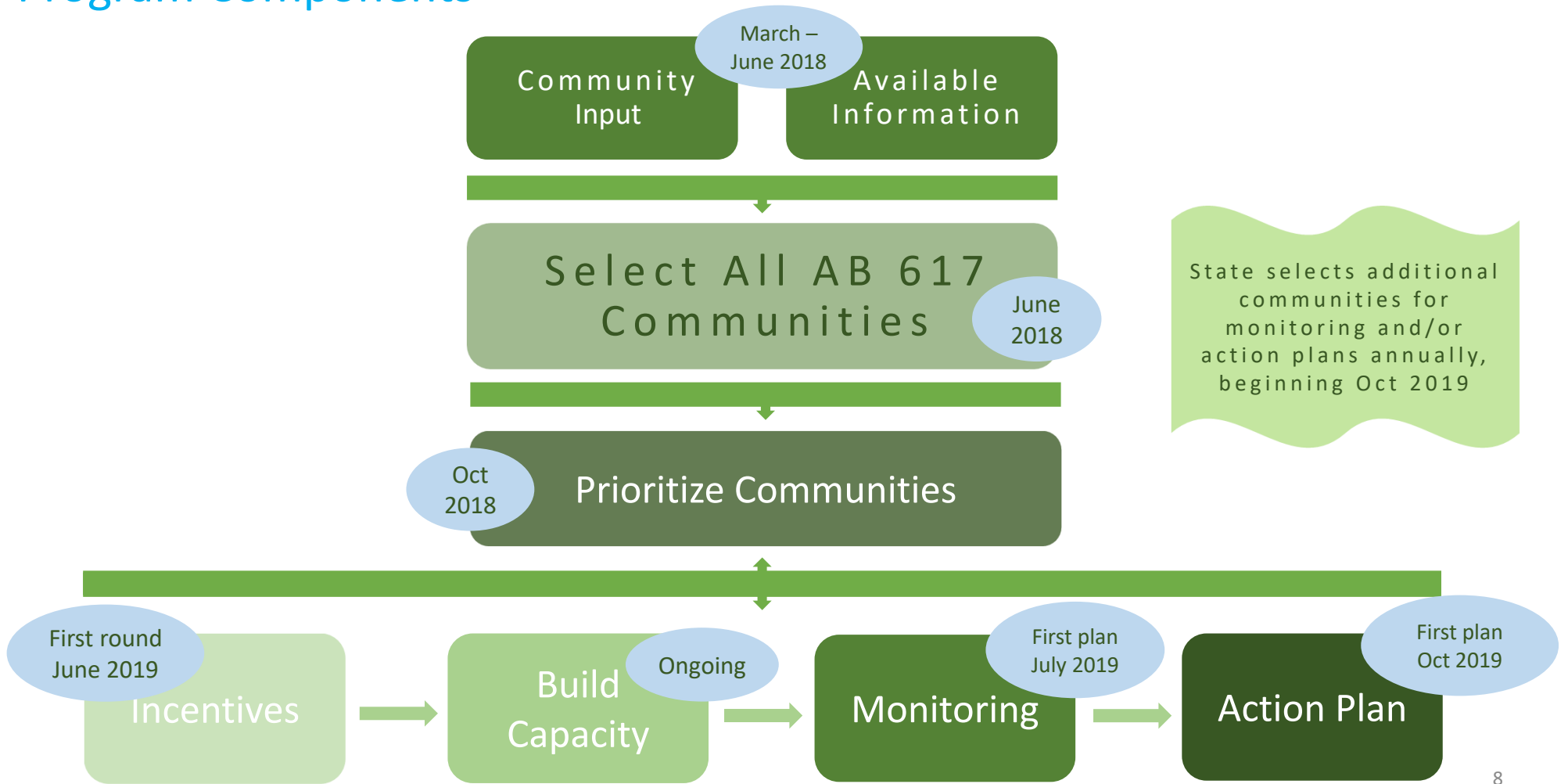
- Community Participation
- Eliminate Air Quality Disparities
- Reduce Health Burdens
- Continuous Evaluation and Improvement



Program Components



Program Components



Community Selection

*State requires districts to work with communities to select all areas in the region that have a “**high cumulative exposure burden**” and then **prioritize** areas for community monitoring and/or actions plans over the next 6 years.*



Criteria Used to Select all Candidate Communities

CARE

- High pollutants
 - fine particles
 - toxics
 - ozone
- Mortality
- Cancer risk
- ER visits and hospitalizations due to air pollution

Additional Impacts₁

- Life expectancy
- Low birth weight
- Diesel exhaust
- Traffic
- Socioeconomic factors
- Education
- Housing costs
- Access to transportation

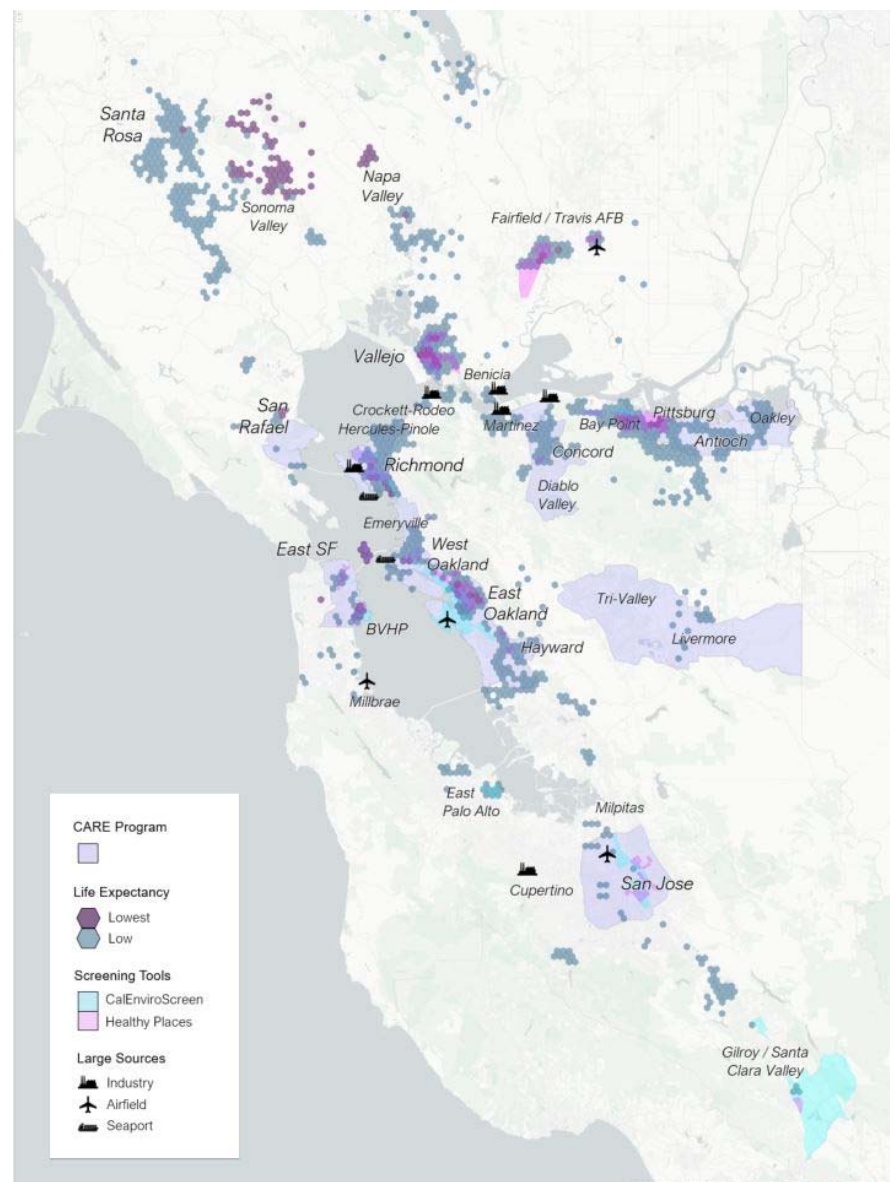
Other Large Sources

- Oil refineries
- Cement plants
- Chemical plants
- Marine ports
- Airports

1. Additional impacts include all data indices from CalEnviroScreen and Healthy Places Index

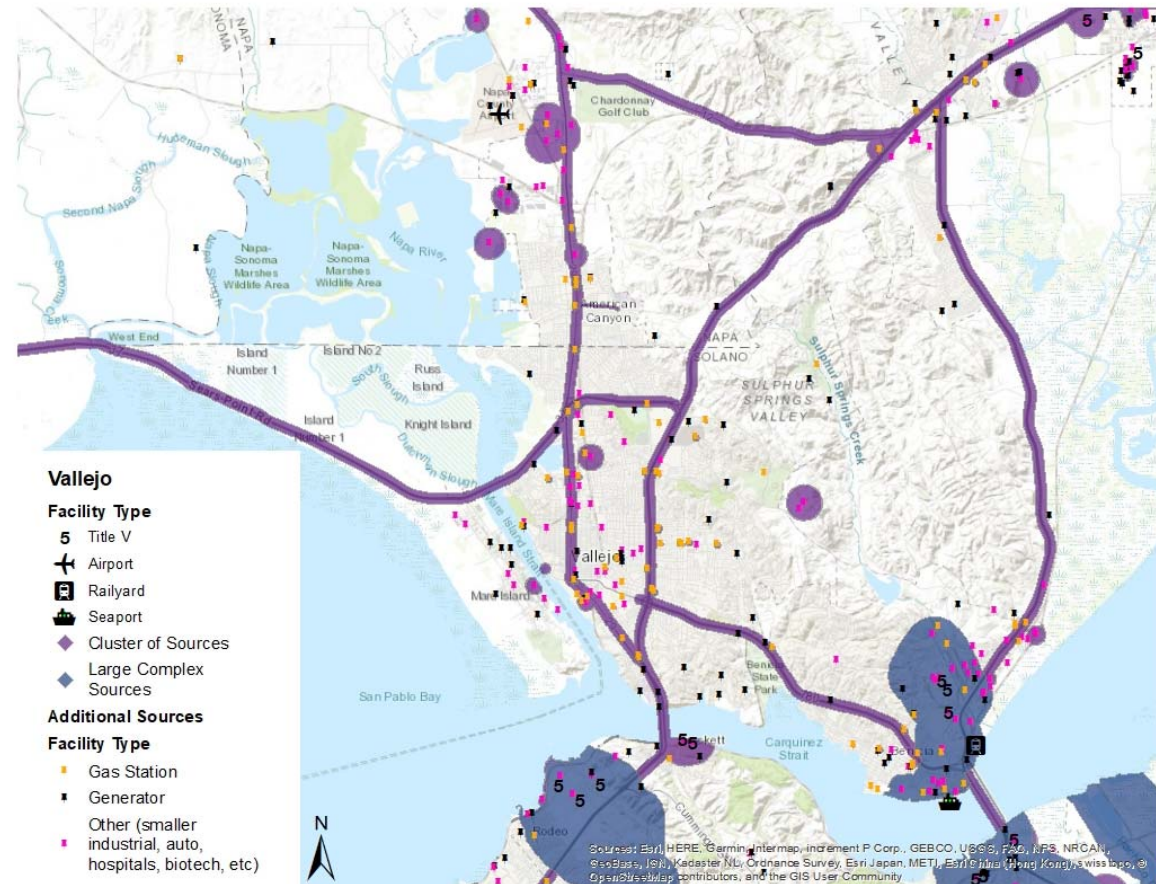
Areas Recommended to State

- CARE Areas
- Areas with large sources
- Areas with health vulnerability and pollution impacts
- Areas with low life expectancy



Vallejo Area Sources

- Marine terminals
- Marine vessels
- Solid waste facilities
- Metal facilities
- Oil refineries
- Freeways and major roadways
- Transport from Central Valley



How do we prioritize communities for action?

Air Quality

- Fine particles
- Toxics

Health Burden/Vulnerability

- Life expectancy
- Lung disease
- Heart disease

Other Factors?

?

Community Health Protection Grant Program

- \$250 million available statewide to support immediate emission reductions
- \$50 million to the Bay Area for clean technology:
 - Trucks
 - Buses
 - Locomotives
 - Construction Equipment
 - Agriculture Equipment



Grant Requirements

- Early actions
- Prioritize communities:
 - Interstate 880/80 Corridor: Hayward to Richmond
 - Refinery Corridor – Rodeo, Vallejo, Martinez to Pittsburg
- Community engagement
 - Survey on sources and projects
 - Over 500 responses representing over 80 cities in region
- Cleanest available technologies



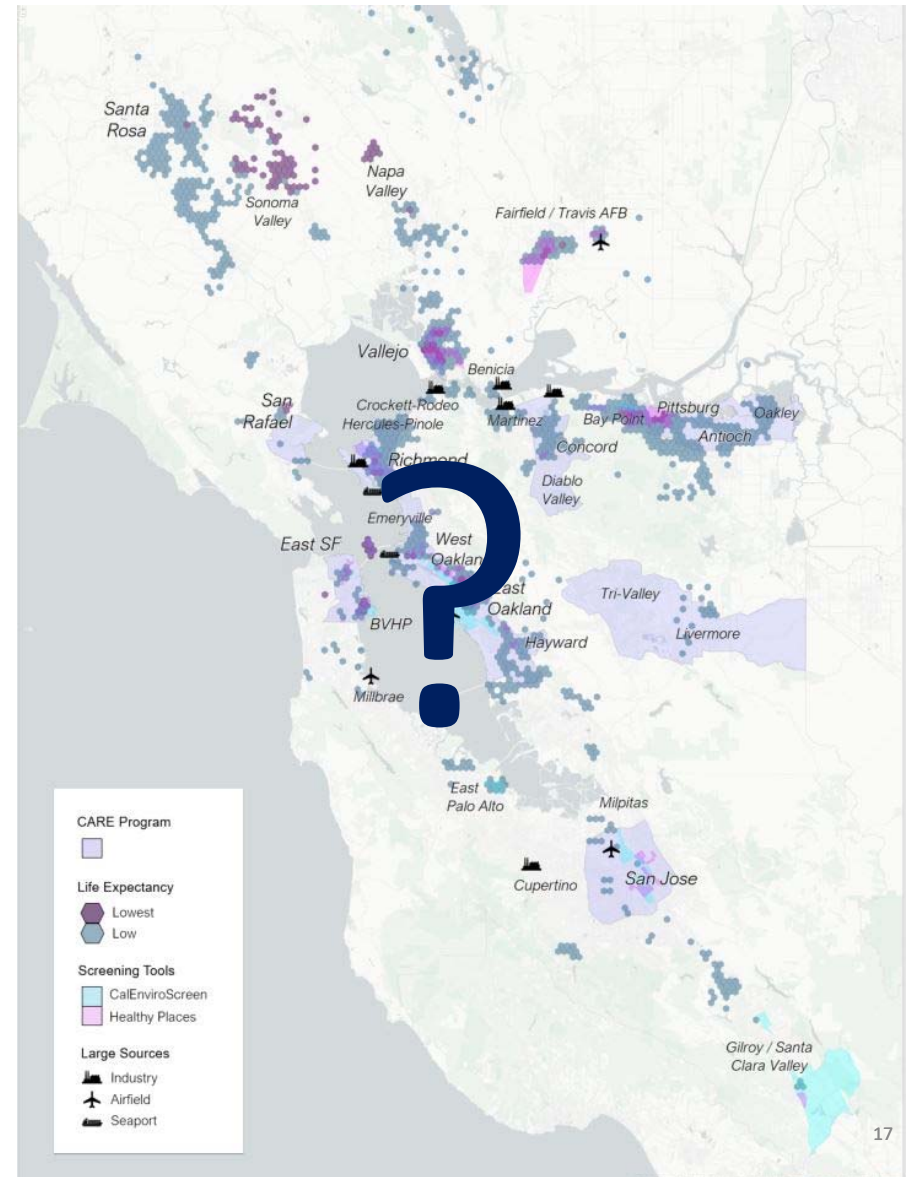
Grant Requirements Accountability

- Emissions analysis; certified technologies
- Equipment owner cost-share
- Equipment inspections
- Destruction of old equipment
- Penalties for non-performance
- Audits, annual reporting, monitoring



Questions

- How should we prioritize areas for action plans or monitoring?
- Are there other sources of pollution that future funds should address?
- Are there other pollution or exposure reduction projects we should fund?



What we've heard: **selecting communities**

- **Overall strong support for community selection criteria**
- **In selecting communities, we should consider:**
 - Odors
 - Heavy idling
 - History of regulatory violations
 - Income, race, and other factors that magnify health impacts
 - Historical contamination
 - Traffic congestion
 - Residential wood burning
 - Communities with engaged partners and existing infrastructure
 - Communities that have been left behind

What we've heard: overall program

- Improve Air District permitting process
 - Factor in cumulative impact before permitting
- Prevent increased air pollution in overburdened communities
 - Consider permit moratorium in impacted communities
- Challenge what is acceptable air pollution
- Provide grants to communities to perform community outreach
- Provide community assistance in accessing grant funding
- Be transparent, open, and accountable

Early response: to what we've heard

- Universe of all AB 617 communities is fairly inclusive
- Working in AB 617 communities to build capacity and reduce emissions
 - Targeted Health Risk Assessments for existing sources (Rule 11-18)
 - New incentive programs
 - Grants for community based organizations
- Exploring wide array of permitting ideas
 - Land use and CEQA guidance
 - Permitting policies and procedures
 - Cumulative impacts
 - Rules and regulations

Thank you for being here.

Elizabeth Yura
Community Health Protection Officer
eyura@baaqmd.gov

How should we
select communities for years 2-5?

Map it!
Where should we focus?
Where are sources of pollution?

Interactive Stations

How concerned are you about the
air pollution caused by
various equipment types?

What does success
look like?